

DoF Region of the Decentralized MIMO Broadcast Channel—How many informed antennas do we need?

Antonio Bazco-Nogueras^{*†}, Arash Davoodi[†], Paul de Kerret^{*}, David Gesbert^{*},

Nicolas Gresset[‡] and Syed Jafar[§]

^{*}Communication Systems Department, EURECOM, Sophia Antipolis, France,

Email: {bazco, dekerret, gesbert}@eurecom.fr

[†]Department of Computational Biology, Carnegie Mellon University, Pittsburgh, PA, USA,

Email: agholami@andrew.cmu.edu

[‡]Mitsubishi Electric R&D Centre Europe (MERCE), 35700 Rennes, France,

Email: n.gresset@fr.mercede.mee.com

[§]Center for Pervasive Communications and Computing, University of California, Irvine, CA,

USA, Email: syed@uci.edu

Abstract

We study the impact of imperfect sharing of the Channel State Information (CSI) available at the transmitters on the capacity of the Network MIMO setting. In particular, we consider the setting in which a set of M transmit antennas jointly serve two multi-antenna users, where only a subset of k transmit antennas are endowed with perfect CSI whereas the other $M - k$ transmit antennas have only access to finite precision CSI. By analyzing this configuration we aim to answer the question of how much an extra informed antenna can help. We characterize the Degrees-of-Freedom (DoF) region of the (M, N_1, N_2, k) Broadcast Channel (BC) and we show that only $k = \max(N_1, N_2)$ antennas with perfect CSI are needed to achieve the DoF of the conventional BC with perfect CSIT.

The work of P. de Kerret and D. Gesbert was supported by ERC under Grant 670896. The collaboration with Syed A. Jafar and Arash G. Davoodi was carried out during the research visit of Antonio Bazco-Nogueras at the University of California at Irvine.

I. INTRODUCTION

The availability of CSI at the Transmitters (CSIT) is one of the fundamental requirements for managing interference in Multiple-input Multiple-output (MIMO) and multi-user cooperative settings. On account of the infeasibility of acquiring perfect CSIT in many practical scenarios, there has been a significant interest in characterizing the impact of non-perfect CSIT on the channel capacity. The non-perfect CSIT assumption has been analyzed from many different perspectives, considering e.g. noisy instantaneous CSIT [1], perfect delayed CSIT [2], partial [3], hybrid [4], or alternating CSIT [5]. However, it is normally assumed that the CSIT is centralized, i.e., *perfectly shared* among the transmitters. Although this belief arises naturally in MIMO settings with a single multi-antenna transmitter, it is unattainable in many practical settings with cooperative nodes or transmitters with remote radio-heads. Such settings are expected to burgeon due to the increased heterogeneity and densification of the wireless networks.

Motivated by the aforementioned, we are interested in understanding the impact of *imperfectly shared* CSIT, i.e., the case in which each transmitter may have a different CSI, also known as Distributed CSIT setting. This configuration has been analyzed previously in the literature, e.g. for the Interference Channel with local CSI [6] or the Network MISO setting [7], [8]. Note that a Network MIMO setting in which the transmitters perfectly share the user data but not the CSIT (due to fast-changing channel, caching, ...) can be modeled as a BC setting in which the CSI at each antenna may be different.

In this work, we consider the 2-user MIMO BC where the users have N_1 and N_2 antennas, respectively. The DoF metric of this setting has been analyzed for multiple heterogeneous, yet centralized, CSI configurations. Namely, the cases in which the CSIT for each user can independently be Perfect, Delayed, or Not-available have been studied in [4], [5], [9]. However, this work is to our knowledge the first to consider distributed CSIT. In particular, we assume that only k of the M transmit antennas are endowed with perfect CSI, whereas the other $M - k$ transmit antennas have only access to finite precision CSI. This setting can model for example a scenario with a main transmitter of k antennas and $M - k$ single-antenna helpers.

Our main contributions are: *i)* We present an outer-bound for the DoF region of the 2-user MIMO BC when only k transmit antennas have access to perfect CSI; *ii)* we show that having perfect CSIT at $k = \max(N_1, N_2)$ antennas is enough to achieve the DoF region of the conventional MIMO BC with perfect CSIT at every antenna; *iii)* we develop an achievable

scheme that attains the DoF region for $k \geq \min(N_1, N_2)$ and partially closes the gap for $k < \min(N_1, N_2)$.

Notations: For any matrix \mathbf{A} , we call a_{ij} the element at the i -th row, j -th column. Similarly, $\mathbf{A}_{[x_1:x_2, y_1:y_2]}$ denotes the sub-matrix composed of the rows $\{x_1, x_1 + 1, \dots, x_2\}$ and the columns $\{y_1, y_1 + 1, \dots, y_2\}$ of \mathbf{A} . $[n]$ is defined as $[n] \triangleq \{1, \dots, n\}$ and the superscript $^{[n]}$ in any variable X stands for $\{X(1), \dots, X(n)\}$. For any set of variables \mathcal{S} , $H(\bigcap_{\mathcal{S}_i \in \mathcal{S}} \mathcal{S}_i)$ denotes the joint entropy of the elements in \mathcal{S} .

II. SYSTEM MODEL

A. MIMO Broadcast Channel

We analyze the 2-user Network MIMO setting where M transmit antennas (TXs) jointly serve 2 users (RXs) of N_1 and N_2 antennas, respectively. We assume w.l.o.g. that $N_1 \leq N_2$. The received signal at RX i is modeled as

$$\mathbf{Y}_i(t) \triangleq \sqrt{P} \mathbf{H}_i(t) \mathbf{X}(t) + \mathbf{N}_i(t), \quad (1)$$

where $\mathbf{H}_i \in \mathbb{R}^{N_i \times M}$ denotes the matrix of channel coefficients for RX i and the received signal vector is defined as $\mathbf{Y}_i(t) \triangleq [Y_{i,1}(t), Y_{i,2}(t), \dots, Y_{i,N_i}(t)]^T$. The parameter t represents the channel use and P is the nominal SNR parameter. We define the global channel matrix as

$$\mathbf{H} \triangleq [\mathbf{H}_1, \mathbf{H}_2]^T, \quad \mathbf{H} \in \mathbb{R}^{(N_1+N_2) \times M}, \quad (2)$$

and the channel vector between TX j and RX i as $\mathbf{H}_{i,j}$. The transmit signal vector, which satisfies a unitary power constraint, is given by $\mathbf{X}(t) \triangleq [X_1(t), X_2(t), \dots, X_M(t)]^T$. $\mathbf{N}_i(t)$ denotes the AWGN noise at RX i . RX i wants to receive a message W_i , and every TX has access to both W_1, W_2 . The definitions of achievable rates $R_i(P)$ and capacity region $\mathcal{C}(P)$ are standard [10]. The DoF for RX i is defined as $d_i \triangleq \lim_{P \rightarrow \infty} \frac{R_i(P)}{\log P}$, where $\bar{P} \triangleq \sqrt{P}$. The closure of achievable DoF tuples (d_1, d_2) is called the DoF region \mathcal{D} .

B. Finite Precision CSI

We use the Aligned Image Set technique (AIS) introduced by Davoodi and Jafar in [1] for the derivation of the converse. Hence, we need to consider the same assumptions, i.e., that the channel coefficients are bounded away from 0 and infinity and that the channel satisfies the Bounded Density assumption, recalled below. We also recall a useful definition from [11].

Definition 1 ([3, Definition 4] Bounded Density Assumption). *Let \mathcal{G} be a set of real-valued random variables, which satisfies both of the following conditions.*

- 1) *The magnitudes of all the random variables in \mathcal{G} are bounded away from infinity, i.e., there exists a constant $\Delta < \infty$ such that for all $g \in \mathcal{G}$ we have $|g| \leq \Delta$.*
- 2) *There exists a finite positive constant f_{\max} , such that for all finite cardinality disjoint subsets $\mathcal{G}_1, \mathcal{G}_2$ of \mathcal{G} , the joint probability density function of all random variables in \mathcal{G}_1 , conditioned on all random variables in \mathcal{G}_2 , exists and is bounded above by $f_{\max}^{|\mathcal{G}_1|}$.*

Definition 2 ([11, Definition 4]). *For real numbers x_1, x_2, \dots, x_K , define the notations $L_j^b(x_i, i \in [K])$, and $L_j(x_i, i \in [K])$, as*

$$L_j^b(x_1, x_2, \dots, x_k) \triangleq \sum_{i \in [K]} \lfloor g_{j,i} x_i \rfloor \quad (3)$$

$$L_j(x_1, x_2, \dots, x_k) \triangleq \sum_{i \in [K]} \lfloor h_{j,i} x_i \rfloor \quad (4)$$

for distinct random variables $g_{j,i} \in \mathcal{G}$, and for some arbitrary real valued and finite constants $h_{j,i} \in \mathcal{H}$, $|h_{j,i}| \leq \delta_z < \infty$. The subscript j is used to distinguish among multiple sums.

C. Distributed CSIT

We consider a Distributed CSIT setting [8], i.e., that the CSI available at each of the TXs may be different. In particular, we consider the scenario where the first k TXs are provided with perfect global CSI, such that they know the whole multi-user channel matrix \mathbf{H} , whilst the other $M - k$ TXs have only finite precision CSI. Hereinafter, we will denote this setting as the (M, N_1, N_2, k) MIMO BC. Let us denote the i -th transmit antenna as TX_i , $i \in [M]$. Consequently, we define:

- $\text{TX}_\star \triangleq [\text{TX}_1, \dots, \text{TX}_k]$, the k TXs with perfect CSI.
- $\text{TX}_\varnothing \triangleq [\text{TX}_{k+1}, \dots, \text{TX}_M]$, the $M - k$ TXs with finite precision CSI. Thus, for TX_\varnothing the channel coefficients satisfy the Bounded Density assumption of Def. 1 [11].

Similarly, we denote as \mathbf{X}_\varnothing (resp. \mathbf{X}_\star) the transmit signal from TX_\varnothing (resp. TX_\star).

Remark 1. *Although the consideration of both perfect and finite CSI may resemble the conventional BC with Hybrid CSIT in which there exists perfect CSIT for one RX and no CSIT for the other RX (also known as the ‘PN’ setting) [3], [4], [12], the CSI model here considered is substantially different: In the mentioned ‘PN’ setting, all the TXs share the same CSI, such*

that all of them have access to the perfect CSI of one RX and no TX has access to the CSI of the other RX. However, in our setting, a subset of TXs has access to the perfect global CSI (for both RXs), whereas the other subset has access only to finite precision CSI of the global CSI.

III. DOF REGION OF THE (M, N_1, N_2) BROADCAST CHANNEL WITH DISTRIBUTED CSIT

Our first main result is an outer-bound of the DoF region for the decentralized MIMO BC with 2 multi-antenna RXs, which is presented in the following theorem.

Theorem 1. *The DoF region of the (M, N_1, N_2, k) MIMO BC is enclosed in*

$$(d_1, d_2) \in \begin{cases} d_1 \leq \min(M, N_1) & (5a) \\ d_2 \leq \min(M, N_2) & (5b) \\ d_1 + d_2 \leq \min(M, N_1 + N_2) & (5c) \end{cases}$$

if $k \geq N_2$ or $M \leq N_2$, and

$$(d_1, d_2) \in \begin{cases} d_1 \leq \min(M, N_1) & (6a) \\ d_2 \leq \min(M, N_2) & (6b) \\ d_1 + d_2 \leq \min(M, N_1 + N_2) & (6c) \\ \frac{d_1}{\min(M, N_1 + N_2) - k} + \frac{d_2 - k}{\min(N_2, M) - k} \leq 1 & (6d) \end{cases}$$

if $k < N_2$ and $M > N_2$.

Proof: The proof is relegated to Section V. ■

Note that the condition $M > N_2$ is due to the fact that $M \leq N_2$ implies that (6d) becomes (5c). Let us consider now the sum DoF, defined as $d_\Sigma \triangleq \max_{(d_1, d_2) \in \mathcal{D}} (d_1 + d_2)$.

Lemma 1. *If $k < N_2$ and $M > N_2$, the sum DoF of the (M, N_1, N_2, k) MIMO BC is upper-bounded by*

$$d_\Sigma \leq \min \left(N_1 + N_2, M, N_2 + \frac{N_1 \min(N_1, M - N_2)}{\min(N_1 + N_2, M) - k} \right). \quad (7)$$

Lemma 1 follows as a direct aftermath of (6) in Theorem 1. For the regime of (5), the sum DoF is bounded by (5c), what matches the DoF of the BC setting with perfect CSIT. In the following we introduce the achievability results.

Theorem 2. *The DoF region outer-bound of Theorem 1 is achievable for $k \geq \min(N_1, N_2)$.*

Proof: The proof follows from a transmission scheme introduced in Section VI, which shows that the sum-DoF of Lemma 1 is achievable. The DoF region can be obtained then by time-sharing. The transmission scheme achieving Theorem 2 is based on the Active-Passive Zero-Forcing precoding (AP-ZF) introduced in [8] and the fact that exploiting the unavoidable interference as side information is beneficial. ■

For the simple case where $M = N_1 + N_2$, it follows that

$$d_\Sigma = \begin{cases} N_2 + N_1 & \text{if } k \geq N_2 \\ N_2 + N_1 \frac{N_1}{N_1 + N_2 - k} & \text{if } N_1 \leq k < N_2. \end{cases} \quad (8)$$

Unfortunately, no tight general bound is known for the case $k < N_1$, apart from particular cases. Nevertheless, we can extend the proposed scheme to obtain a general lower-bound.

Proposition 1. *Consider $k < N_1$. Let us define $m_{N_2}^{M-k}$ as $m_{N_2}^{M-k} \triangleq \min(N_2, M - k)$. Then, the sum DoF of the 2-user MIMO BC (M, N_1, N_2, k) is lower-bounded by*

$$d_\Sigma \geq \max \left(\min(N_2, M), m_{N_2}^{M-k} + \frac{k^2}{m_{N_2}^{M-k}} \right). \quad (9)$$

Proof: The proof is relegated to Section VII. ■

IV. DISCUSSION

The sum DoF of the 2-user MIMO BC with perfect CSIT is $\text{DoF}^* = \min(M, N_2 + N_1)$ [4]. Hence, Theorem 1 implies that we only need perfect CSI at $k = N_2$ to recover the maximum DoF. This aftermath extends the results of previous works on the MISO setting [7], [8], where it was shown that having the most accurate CSI at only a subset of TXs is – sometimes – enough to recover the DoF achieved with perfect CSI sharing.

Fig. 1 represents the sum DoF as a function of k . We observe how for $k \geq N_2$ the DoF obtained with centralized perfect CSIT is attained, and that for $N_1 \leq k \leq N_2$ the bound is tight. For the case $k < N_1$, there exists a gap between the upper and the lower bound. It is easy to infer that the upper-bound is loose from the fact that for $k = 0$ we obtain that $\text{DoF} = N_2 + 1$, but it is known that the DoF with finite precision CSIT is $\text{DoF} = N_2$ [3]. It is noteworthy that, the closer k is to the number of antennas of any of the RXs, the bigger increment of DoF from k to $k + 1$. In Fig. 2, we present the DoF region for the case $(4, 1, 3, k)$. Interestingly, a

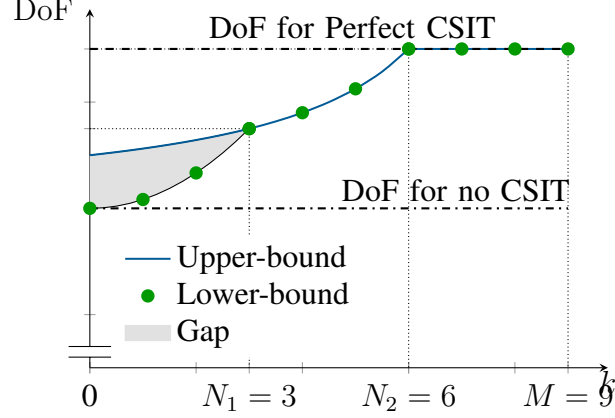


Figure 1: DoF as a function the number of transmit antennas with perfect CSIT (k) for the case $(M, N_1, N_2) = (9, 6, 3)$.

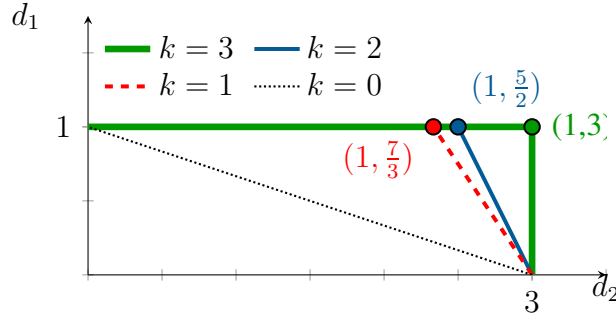


Figure 2: DoF region for the $(M, N_1, N_2, k) = (4, 1, 3, k)$ MIMO BC with $k \in \{0, 1, 2, 3\}$.

single informed antenna can increase the performance considerably, specially for RX 1. Finally, Fig. 3 illustrates the DoF as a function of the *repartition* of antennas among the RXs, i.e., for a fixed-size setting with $N_1 + N_2 = M = 20$ and $k = 12$ transmit antennas with perfect CSI, we plot the DoF as a function of N_2 . N_1 is then obtained as $20 - N_2$.

Besides this, the DoF expression obtained for the decentralized setting has an appreciable similarity with the DoF expression of the centralized MIMO BC in which the TX has perfect CSI for RX 1 and delayed CSI for RX 2, also known as the ‘PD’ setting [9]. Let us denote the sum DoF of the (M, N_1, N_2, k) MIMO BC as $\text{DoF}^{\text{Distr}} \triangleq d_\Sigma$, and the sum DoF of the centralized ‘PD’ setting as

$$\text{DoF}^{\text{PD}} \triangleq (d_1^{\text{PD}}, d_2^{\text{PD}}). \quad (10)$$

By way of example, consider the scenario in which the number of transmit antennas (M) is the

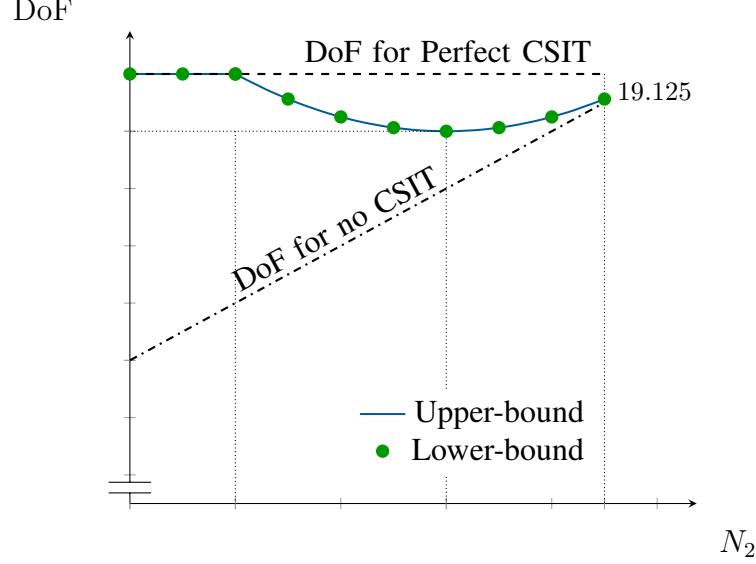


Figure 3: DoF as function of N_2 for the setting $(M, k) = (20, 12)$ and $N_2 + N_1 = M$.

same as the sum of receive antennas, i.e., $M = N_1 + N_2$. Furthermore, suppose that the number of transmit antennas with perfect global CSI (k) satisfies that $N_1 \leq k < N_2$. This assumption is made so as to consider the particular bound of (6d),

$$\frac{d_1}{\min(M, N_1 + N_2) - k} + \frac{d_2 - k}{N_2 - k} \leq 1. \quad (11)$$

The upper-bound for the ‘PD’ case was derived by R. Tandon in [9] and, for the case with $M = N_1 + N_2$, it writes as

$$\frac{d_1^{\text{PD}}}{N_1 + N_2} + \frac{d_2^{\text{PD}}}{N_2} \leq 1. \quad (12)$$

This weighted expression leads to a sum DoF of

$$\text{DoF}^{\text{PD}} = N_1 + N_2 - N_2 \frac{N_1}{N_1 + N_2}. \quad (13)$$

On the other hand, from Lemma 1 it follows that $\text{DoF}^{\text{Distr}}$ is given by

$$\text{DoF}^{\text{Distr}} = N_1 + N_2 - \frac{(N_2 - k)N_1}{N_1 + (N_2 - k)}. \quad (14)$$

Consequently, there exists an analogy between both settings:

- 1) In the ‘PD’ setting, the loss of DoF due to having delayed CSI at RX 2 instead of perfect CSI is $-N_2 \frac{N_1}{N_1 + N_2}$.

- 2) In the decentralized setting, the loss of DoF due to having perfect CSI *only* at k antennas is $-(N_2 - k) \frac{N_1}{N_1 + (N_2 - k)}$.

Therefore, the (M, N_1, N_2, k) setting seems analogous to a ‘PD’ case where only $N_2 - k$ antennas suffer from having delayed CSI instead of perfect CSI. An intuition behind this result is that, in our setting, we can apply a change of basis at RX 2 so that the TXs with perfect CSI are only listened by k antennas of RX 2. Therefore, even if those TXs have perfect CSI for the other $N_2 - k$ antennas, those antennas receive only information from the TXs with finite precision CSI.

V. CONVERSE OF THEOREM 1

We prove Theorem 1 for real channels. The extension to complex variables is intuitive but cumbersome, and hence we omit it for sake of conciseness. In Theorem 1, the only particular bound is

$$\frac{d_1}{\min(M, N_1 + N_2) - k} + \frac{d_2 - k}{N_2 - k} \leq 1, \quad (15)$$

since the other expressions are directly obtained by considering a genie-aided setting with perfect CSIT at every TX. This genie-aided scenario corresponds to the well-known conventional BC with perfect CSIT [4]. Since providing with additional CSI can not hurt, we obtain (5). Hence we consider only the case in which $M > N_2$ and $k < N_2$. We split the proof in two sub-regimes: $N_2 < M \leq N_1 + N_2$ and $M > N_1 + N_2$.

A. Converse for the case $N_2 < M \leq N_1 + N_2$

We start similarly as in [1], [3], [13] by discretizing the channel, what leads to a deterministic channel model introduced in [14]. It has been shown in [1, Lemma 1] that the DoF of the deterministic channel model is an upper-bound of the DoF of the general channel model.

1) *Deterministic Channel Model:* The discretized model is such that the input signals $\bar{X}_j(t) \in \mathbb{Z}$ and output signals $\bar{Y}_i(t) \in \mathbb{Z}$ are given by

$$\bar{X}_j(t) \in \{0, 1, \dots, \lceil \bar{P} \rceil\}, \quad \forall j \in [M], \quad (16)$$

$$\bar{Y}_i(t) \triangleq \sum_{j=1}^M \lfloor \mathbf{H}_{i,j} \bar{X}_j(t) \rfloor, \quad \forall i \in \{1, 2\}. \quad (17)$$

In the following, we obtain an upper-bound for this channel model. From [1], it is also an upper-bound for the general channel model that we have considered.

2) *Weighted sum rate:* We obtain (15) by means of bounding the weighted sum rate $n(N_2 - k)R_1 + n(M - k)R_2$. First of all, we present an instrumental lemma.

Lemma 2. *Let the number of transmit antennas with perfect CSIT satisfy that $k < N_2$. Then,*

$$(N_2 - k)H(\bar{\mathbf{Y}}_1^{[n]} | \mathbf{H}^{[n]}, W_2) - (M - k)H(\bar{\mathbf{Y}}_2^{[n]} | \mathbf{H}^{[n]}, W_2) \leq o(\log \bar{P}). \quad (18)$$

Proof: The proof is relegated to Section V-B. ■

We start from Fano's inequality to obtain

$$\begin{aligned} n(R_1 + R_2) &\leq I(W_1; \bar{\mathbf{Y}}_1^{[n]} | \mathbf{H}^{[n]}, W_2) + I(W_2; \bar{\mathbf{Y}}_2^{[n]} | \mathbf{H}^{[n]}) \\ &= H(\bar{\mathbf{Y}}_2^{[n]} | \mathbf{H}^{[n]}) - H(\bar{\mathbf{Y}}_2^{[n]} | \mathbf{H}^{[n]}, W_2) \\ &\quad + H(\bar{\mathbf{Y}}_1^{[n]} | \mathbf{H}^{[n]}, W_2) - \underbrace{H(\bar{\mathbf{Y}}_1^{[n]} | \mathbf{H}^{[n]}, W_2, W_1)}_{= o(n)}. \end{aligned} \quad (19)$$

The entropy of a random variable is bounded by its support, i.e., $H(\bar{\mathbf{Y}}_2^{[n]}) \leq N_2 n \log \bar{P}$. This fact and Lemma 2 yield

$$\begin{aligned} n(N_2 - k)R_1 + n(M - k)R_2 &\leq (M - k)(H(\bar{\mathbf{Y}}_2^{[n]} | \mathbf{H}^{[n]}) - H(\bar{\mathbf{Y}}_2^{[n]} | \mathbf{H}^{[n]}, W_2)) \\ &\quad + (N_2 - k)H(\bar{\mathbf{Y}}_1^{[n]} | \mathbf{H}^{[n]}, W_2) + o(n) \\ &\leq n(M - k)N_2 \log \bar{P} + n o(\log \bar{P}) + o(n). \end{aligned} \quad (20)$$

We can divide by $(M - k)(N_2 - k)$ to write

$$\frac{nR_1}{M - k} + \frac{nR_2}{N_2 - k} \leq \frac{nN_2 \log \bar{P}}{N_2 - k} + n o(\log \bar{P}) + o(n). \quad (21)$$

From the definition of DoF, it follows that

$$\frac{d_1}{M - k} + \frac{d_2}{N_2 - k} \leq \frac{N_2}{N_2 - k} \Rightarrow \frac{d_1}{M - k} + \frac{d_2 - k}{N_2 - k} \leq 1, \quad (22)$$

what concludes the proof of (6d) for $N_2 < M \leq N_1 + N_2$. □

B. Proof of Lemma 2

We recall that $\bar{Y}_{i,j}(t) = L_{i,j}(t)(\bar{X}_1(t), \dots, \bar{X}_M(t))$, and $\bar{\mathbf{Y}}_i^{[n]} \triangleq [\bar{Y}_{i,1}^{[n]}, \dots, \bar{Y}_{i,N_i}^{[n]}]$. Note that the signals $\bar{X}_1^{[n]}, \dots, \bar{X}_k^{[n]}$ may be a function of the messages *and the channel*. We can apply a rotation matrix at RX 2 such that the k first TXs (TX_\star) are only heard by the first k antennas of RX 2. Recall that $\bar{\mathbf{X}}_\emptyset^{[n]} \triangleq \{\bar{X}_{k+1}^{[n]}, \dots, \bar{X}_M^{[n]}\}$ is independent from the channel. Hence, for any $k < j \leq N_2$ we have that

$$\bar{Y}_{2,j}^{[n]} = L_{\bar{\mathbf{Y}},j}^{b[n]}(\bar{\mathbf{X}}_\emptyset^{[n]}), \quad (23)$$

since TX_\emptyset has only finite precision CSI. We omit hereinafter that $j \leq N_2$ for ease of readability. From (23), we write that

$$H\left(\bigcap_{j>k} \bar{Y}_{2,j}^{[n]} \mid \mathbf{H}^{[n]}, W_2\right) = H\left(\bigcap_{j>k} L_{\bar{Y},j}^{b[n]}(\bar{\mathbf{X}}_\emptyset^{[n]}) \mid \mathbf{H}^{[n]}, W_2\right). \quad (24)$$

From (24) and the fact that $H(A, B) \geq H(A)$, we continue as

$$\begin{aligned} (N_2 - k)H(\bar{\mathbf{Y}}_1^{[n]} \mid \mathbf{H}^{[n]}, W_2) - (M - k)H(\bar{\mathbf{Y}}_2^{[n]} \mid \mathbf{H}^{[n]}, W_2) \\ \leq (N_2 - k)\left(H(\bar{\mathbf{Y}}_1^{[n]} \mid \mathbf{H}^{[n]}, W_2) - H(\bar{\mathbf{Y}}_2^{[n]} \mid \mathbf{H}^{[n]}, W_2)\right) \\ - (M - N_2)H\left(\bigcap_{j>k} L_{\bar{Y},j}^{b[n]}(\bar{\mathbf{X}}_\emptyset^{[n]}) \mid \mathbf{H}^{[n]}, W_2\right). \end{aligned} \quad (25)$$

Let us first describe the intuition behind the proof before deriving the result. In (25), there are $N_2 - k$ negative entropy terms, each one of N_2 variables, and another $M - N_2$ negative entropy terms, each one of $N_2 - k$ variables. All the variables are linear combinations of the M transmit signals (\bar{X}_i) . Our goal is to show that all those negative terms can be reordered so as to create $N_2 - k$ terms of M independent linear combinations (i.l.c.). If this statement is true, from the fact that $H(A) - H(B) \leq H(A|B)$, we can remove the contribution of the $N_2 - k$ positive terms $H(\bar{\mathbf{Y}}_1^{[n]} \mid \mathbf{H}^{[n]}, W_2)$, since we can decode the M signals with high probability from M independent linear combinations. In the following we show rigorously that the previous idea is indeed applicable. First, let us note that

$$\bar{\mathbf{Y}}_2^{[n]} \triangleq \left\{ \bigcap_{m \leq k} \bar{Y}_{2,m}^{[n]}, \bigcap_{j>k} L_{\bar{Y},j}^{b[n]}(\bar{\mathbf{X}}_\emptyset^{[n]}) \right\}. \quad (26)$$

Our proof is based on the following lemma that was introduced in [13] and that follows from the AIS approach [1], [11].

Lemma 3 ([13, Lemma 2]). *Consider $\beta > 0$ and random variables $F_j^{[n]}, G_j^{[n]}$, $j \in [J]$ that satisfy the bounded density assumption. Let $\bar{X}_j^{[n]}$ be independent of $F_j^{[n]}, G_j^{[n]}$, for any $j \in [J]$. Then, it holds that*

$$H\left(\sum_{j=1}^J \lceil \bar{P}^\beta F_j^{[n]} \bar{X}_j^{[n]} \rceil\right) \leq H\left(\sum_{j=1}^J \lceil \bar{P}^\beta G_j^{[n]} \bar{X}_j^{[n]} \rceil\right) + o(\log \bar{P}).$$

Hereinafter, we omit the $o(\log \bar{P})$ terms for ease of notation and because they are irrelevant for the DoF metric. Lemma 3 and the fact that $H(L(X_i)) \leq H(L^b(X_i))$ [11], [13] yield

$$H\left(\bigcap_{j>k} L_{\bar{Y},j}^{b[n]}(\bar{\mathbf{X}}_\emptyset^{[n]}) \mid \mathbf{H}^{[n]}, W_2\right) \geq H\left(\bigcap_{j>k+1} L_{\bar{Y},j}^{b[n]}(\bar{\mathbf{X}}_\emptyset^{[n]}), L^{[n]}(\bar{\mathbf{X}}_\emptyset^{[n]}) \mid \mathbf{H}^{[n]}, W_2\right). \quad (27)$$

Now, let us consider the sum $H(\bar{\mathbf{Y}}_2^{[n]} | \mathbf{H}^{[n]}, W_2) + H(\bigcap_{j>k} \bar{Y}_{2,j}^{[n]} | \mathbf{H}^{[n]}, W_2)$. It follows that

$$\begin{aligned}
& H(\bar{\mathbf{Y}}_2^{[n]} | \mathbf{H}^{[n]}, W_2) + H\left(\bigcap_{j>k} \bar{Y}_{2,j}^{[n]} | \mathbf{H}^{[n]}, W_2\right) \\
& \stackrel{(a)}{=} H\left(\bigcap_{m \leq k} \bar{Y}_{2,m}^{[n]}, \bigcap_{j>k} L_{\bar{Y},j}^{b[n]}(\bar{\mathbf{X}}_\emptyset) | \mathbf{H}^{[n]}, W_2\right) + H\left(\bigcap_{j>k} L_{\bar{Y},j}^{b[n]}(\bar{\mathbf{X}}_\emptyset) | \mathbf{H}^{[n]}, W_2\right) \\
& \stackrel{(b)}{\geq} H\left(\bigcap_{m \leq k} \bar{Y}_{2,m}^{[n]}, \bigcap_{j>k} L_{\bar{Y},j}^{b[n]}(\bar{\mathbf{X}}_\emptyset^{[n]}) | \mathbf{H}^{[n]}, W_2\right) + H\left(\bigcap_{j>k+1} L_{\bar{Y},j}^{b[n]}(\bar{\mathbf{X}}_\emptyset^{[n]}), L^{[n]}(\bar{\mathbf{X}}_\emptyset^{[n]}) | \mathbf{H}^{[n]}, W_2\right) \quad (28) \\
& \stackrel{(c)}{\geq} H\left(\bigcap_{m \leq k} \bar{Y}_{2,m}^{[n]}, \bigcap_{j>k} L_{\bar{Y},j}^{b[n]}(\bar{\mathbf{X}}_\emptyset), L^{[n]}(\bar{\mathbf{X}}_\emptyset) | \mathbf{H}^{[n]}, W_2\right) + H\left(\bigcap_{j>k+1} L_{\bar{Y},j}^{b[n]}(\bar{\mathbf{X}}_\emptyset^{[n]}) | \mathbf{H}^{[n]}, W_2\right) \\
& \stackrel{(d)}{\geq} H(\bar{\mathbf{Y}}_2^{[n]}, L^{[n]}(\bar{\mathbf{X}}_\emptyset^{[n]}) | \mathbf{H}^{[n]}, W_2) + H\left(\bigcap_{j>k+1} L_{\bar{Y},j}^{b[n]}(\bar{\mathbf{X}}_\emptyset^{[n]}) | \mathbf{H}^{[n]}, W_2\right),
\end{aligned}$$

where (a) follows from (23) and (26), (b) from (27), (c) comes from the sub-modularity property as $H(A, B) + H(B, C) \geq H(A, B, C) + H(B)$ [15, Theorem 1], and (d) from (26) again. Recalling (25), we focus on its negative terms. It follows that

$$\begin{aligned}
& (N_2 - k)H(\bar{\mathbf{Y}}_2^{[n]} | \mathbf{H}^{[n]}, W_2) + (M - N_2)H\left(\bigcap_{j>k} L_{\bar{Y},j}^{b[n]}(\bar{\mathbf{X}}_\emptyset^{[n]}) | \mathbf{H}^{[n]}, W_2\right) \\
& \stackrel{(a)}{\geq} (N_2 - k - 1)H(\bar{\mathbf{Y}}_2^{[n]} | \mathbf{H}^{[n]}, W_2) + (M - N_2)H\left(\bigcap_{j>k+1} L_{\bar{Y},j}^{b[n]}(\bar{\mathbf{X}}_\emptyset^{[n]}) | \mathbf{H}^{[n]}, W_2\right) \quad (29) \\
& \quad + H(\bar{\mathbf{Y}}_2^{[n]}, \mathbf{L}^{[n]}(\bar{\mathbf{X}}_\emptyset^{[n]}) | \mathbf{H}^{[n]}, W_2) \\
& \stackrel{(b)}{\geq} (N_2 - k)H(\bar{\mathbf{Y}}_2^{[n]}, \mathbf{L}^{[n]}(\bar{\mathbf{X}}_\emptyset^{[n]}) | \mathbf{H}^{[n]}, W_2),
\end{aligned}$$

where $\mathbf{L}^{[n]}(\bar{\mathbf{X}}_\emptyset^{[n]})$ is composed of $M - N_2$ independent linear combinations of $\bar{\mathbf{X}}_\emptyset^{[n]}$, (a) comes from repeating (28) for each one of the $M - N_2$ $H(\bigcap_{j>k} L_{\bar{Y},j}^{b[n]}(\bar{\mathbf{X}}_\emptyset^{[n]}) | \mathbf{H}^{[n]}, W_2)$ terms, and (b) follows after repeating (a) up to $N_2 - k$ times for $k + 1, k + 2, \dots, N_2$. Note that the entropy terms $H(\bar{\mathbf{Y}}_2^{[n]}, \mathbf{L}^{[n]}(\bar{\mathbf{X}}_\emptyset^{[n]}) | \mathbf{H}^{[n]}, W_2)$ are composed of M independent linear combinations of the transmitted signals $\{\bar{X}_i^{[n]}\}_{i \in [M]}$, such that it follows that

$$\begin{aligned}
H(\bar{\mathbf{Y}}_1^{[n]} | \mathbf{H}^{[n]}, W_2) - H(\bar{\mathbf{Y}}_2^{[n]}, \mathbf{L}^{[n]}(\bar{\mathbf{X}}_\emptyset^{[n]}) | \mathbf{H}^{[n]}, W_2) & \leq H(\bar{\mathbf{Y}}_1^{[n]} | \bar{\mathbf{Y}}_2^{[n]}, \mathbf{L}^{[n]}(\bar{\mathbf{X}}_\emptyset^{[n]}), \mathbf{H}^{[n]}, W_2) \\
& \leq o(n). \quad (30)
\end{aligned}$$

From (29) and (30), it holds that

$$\begin{aligned}
& (N_2 - k)H(\bar{\mathbf{Y}}_1^{[n]} | \mathbf{H}^{[n]}, W_2) - (M - k)H(\bar{\mathbf{Y}}_2^{[n]} | \mathbf{H}^{[n]}, W_2) \\
& \leq (N_2 - k)H(\bar{\mathbf{Y}}_1^{[n]} | \bar{\mathbf{Y}}_2^{[n]}, \mathbf{L}^{[n]}(\bar{\mathbf{X}}_\emptyset^{[n]}), \mathbf{H}^{[n]}, W_2) \quad (31) \\
& \leq o(n),
\end{aligned}$$

what concludes the proof of Lemma 2. \square

C. Converse for the case $M > N_1 + N_2$

We define $N \triangleq N_1 + N_2$. We recall that the M transmit antennas are divided as

$$\mathbf{TX} \triangleq \left[\underbrace{\mathbf{TX}_1, \dots, \mathbf{TX}_k}_{\mathbf{TX}_\star}, \underbrace{\mathbf{TX}_{k+1}, \dots, \mathbf{TX}_M}_{\mathbf{TX}_\emptyset} \right] \quad (32)$$

The channel $\mathbf{H} \in \mathbb{C}^{N \times M}$ has $M - N$ null space dimensions. Therefore, if we could apply a rotation matrix \mathbf{R} with unit determinant to make $\mathbf{H}\mathbf{R}$'s right $M - N$ columns be zero, it would lead to an equivalent channel where the RXs do not listen to the last $(M - N)$ TXs. Consider $\mathbf{H}' \triangleq \mathbf{H}\mathbf{R}$. Then,

$$\mathbf{H}' = \begin{bmatrix} \mathbf{H}'_{[1:N, 1:N]} & \mathbf{0}_{N \times (M-N)} \end{bmatrix}. \quad (33)$$

To obtain this equivalent channel, we apply an invertible linear transformation at the transmit antennas by multiplying the transmit signal \mathbf{X} by \mathbf{R} . Hence, we transmit $\mathbf{X}' \triangleq \mathbf{R}\mathbf{X}$ in place of \mathbf{X} . After this transformation, we can derive the upper-bound by applying the same steps as in Section V-A for $M = N_1 + N_2$, since the RXs only listen to $N_1 + N_2$ transmit antennas.

1) Channel Rotation with Distributed CSIT: Although the previous channel transformation is simply applied in a centralized scenario where all the transmit antennas are seen as one single entity, it is not straightforward that it can be applied in our distributed scenario, where every single transmit antenna is isolated with respect to the others and has to act *only* based on his own local information. Thereupon we show that the application of this channel transformation is indeed possible.

In the (M, N_1, N_2, k) scenario considered, the matrix multiplication $\mathbf{R}\mathbf{X}$ must be done *locally*. Consequently, the equivalent transmitted signal at \mathbf{TX}_i , X_i , is obtained as

$$X'_i = \mathbf{R}_i \mathbf{X}, \quad (34)$$

where \mathbf{R}_i is the i -th row of \mathbf{R} . However, the $M - k$ antennas with finite precision CSI are not able to obtain neither \mathbf{R} nor the transmit signal from the TXs with CSIT. In order to deal with this problem, we first let all the TXs in \mathbf{TX}_\star cooperate among them. Similarly, we let all the non-informed TXs in \mathbf{TX}_\emptyset cooperate among them. Since every TX in \mathbf{TX}_\star already had perfect information of the whole channel, assuming that they are a unique TX with k antennas does not affect the analysis. In the same way, assuming that the $M - k$ TXs with finite precision CSI

form a unique TX with $M - k$ antennas does not give to them any improvement, since they still have only finite precision CSI. Furthermore, cooperation can not hurt. Therefore, we have an equivalent channel with two TXs, TX_{*} that transmits \mathbf{X}_* , and TX_∅ that transmits \mathbf{X}_\emptyset . The channel transformation is applied as

$$\mathbf{X}'_* = \mathbf{R}_{[1:k,1:M]} \mathbf{X} \quad (35)$$

$$\mathbf{X}'_\emptyset = \mathbf{R}_{[k+1:M,1:M]} \mathbf{X}. \quad (36)$$

2) *Composition of the Transformation Matrix:* We aim to obtain a matrix $\mathbf{R} \in \mathbb{C}^{N \times M}$ such that $\mathbf{H}' \triangleq \mathbf{H}\mathbf{R}$ satisfies

$$\mathbf{H}' = \begin{bmatrix} \mathbf{H}'_{[1:N,1:N]} & \mathbf{0}_{N \times (M-N)} \end{bmatrix}. \quad (37)$$

In order to obtain (37), we need $h'_{i,j} = 0$, for any $j \in \{N+1, \dots, M\}$, and for any i . In order to transform the j -th channel column, we solve the following linear system

$$\begin{bmatrix} h_{1,1} & h_{1,2} & \dots & h_{1,N} \\ \vdots & \vdots & \ddots & \vdots \\ h_{N,1} & h_{N,2} & \dots & h_{N,N} \end{bmatrix} \begin{bmatrix} r_{1,j} \\ \vdots \\ r_{N,j} \end{bmatrix} = \begin{bmatrix} -h_{1,j} \\ \vdots \\ -h_{N,j} \end{bmatrix}. \quad (38)$$

From the channel independence assumption, $\mathbf{H}_{[1:N,1:N]}$ is full rank almost surely, and therefore the system has a solution. Hence, the matrix \mathbf{R} is defined as

$$\mathbf{R} \triangleq \begin{bmatrix} & r_{1,N+1} & \dots & r_{1,M} \\ \mathbf{I}_{N \times N} & \vdots & \ddots & \dots \\ & r_{N,N+1} & \dots & r_{N,M} \\ \mathbf{0}_{(M-N) \times N} & \mathbf{I}_{(M-N) \times (M-N)} \end{bmatrix}. \quad (39)$$

From (39), it holds that $\mathbf{H}'_{[1:N,1:N]} = \mathbf{H}_{[1:N,1:N]}$. Note that the antennas with finite precision CSI can obtain their equivalent transmit signals as

$$\begin{aligned} \mathbf{X}'_\emptyset &= \mathbf{R}_{[k+1:M,1:M]} \mathbf{X} \\ &= \underbrace{\begin{bmatrix} \mathbf{R}_{k+1,k+1} & \dots & \mathbf{R}_{k+1,M} \\ \vdots & \ddots & \vdots \\ \mathbf{R}_{M,k+1} & \dots & \mathbf{R}_{M,M} \end{bmatrix}}_{\mathbf{R}_\emptyset} \mathbf{X}_\emptyset. \end{aligned} \quad (40)$$

Therefore, the transformation at the TXs with finite precision depends only on their own transmit signals and they do not need to know \mathbf{X}_* . Consider that a genie provides TX_∅ with the matrix \mathbf{R}_\emptyset . Note that (38) and the finite precision CSIT assumption imply that TX_∅ can not infer any $h_{i,j}$ from the knowledge of \mathbf{R}_\emptyset .

VI. ACHIEVABILITY RESULTS FOR THE CASE $k \geq N_1$

The transmission scheme is similar to the one derived in [9] for the centralized ‘PD’ setting in the sense that the unavoidable interference is exploited as side information. Nevertheless, the proposed scheme also exploits the instantaneous CSI available at TX_\star by means of the AP-ZF precoding scheme that was introduced in [8]. The key of the use of AP-ZF is the following lemma (cf. [8]).

Lemma 4 ([8]). *Consider k TXs with perfect CSI and $M - k$ TXs with finite precision CSI. By precoding with AP-ZF the interference can be canceled at k different receive antennas.*

We refer to [8], [16] for more details about AP-ZF. We present in the following the DoF-optimal transmission scheme for $N_1 \leq k < N_2$, i.e., the proof of Theorem 2. The achievable scheme for the case $M \leq N_2$ (DoF = M) is trivial and thus we omit it for sake of conciseness. Given that the DoF does not increase for M bigger than $M = N_1 + N_2$, we consider that $N_2 < M \leq N_1 + N_2$.

We transmit a set \mathcal{S}_i of $S_i \triangleq |\mathcal{S}_i|$ symbols to RX i . In particular, we send a total of $S_1 = (M - k)N_1$ symbols to RX 1 and $S_2 = N_2(M - k - N_1) + kN_1$ symbols to RX 2 during $M - k$ channel uses – or Time Slots (TS) –. The scheme is composed of two phases, the first one lasting N_1 TS and the second one lasting $M - k - N_1$ TS. Specifically, at each one of the N_1 TS of the first phase, we transmit:

- N_1 i.l.c. of the symbols in \mathcal{S}_1 , which are canceled at k antennas of RX 2 using AP-ZF precoding (cf. Lemma 4).
- k i.l.c. of the symbols in \mathcal{S}_2 that are canceled at RX 1 through AP-ZF precoding (from Lemma 4 and the fact that $k \geq N_1$).

Then, at the end of the first phase,

- RX 1 has N_1^2 i.l.c. of its $S_1 = (M - k)N_1$ symbols. Then, RX 1 needs another $(M - k - N_1)N_1$ i.l.c. to decode all the symbols in \mathcal{S}_1 .
- RX 2 has N_2N_1 i.l.c. of S_2 desired symbols and $(N_2 - k)N_1$ interference variables, since the symbols for RX 1 can be canceled only at k of the N_2 antennas.

Let us denote the set of interference terms received at RX 2 during the first phase as \mathcal{I}_2 , $|\mathcal{I}_2| = (N_2 - k)N_1$. At TX_\star , we can reconstruct the set \mathcal{I}_2 thanks to the perfect CSI available. Hence, TX_\star can create $(M - k - N_1)N_1$ i.l.c. of $|\mathcal{I}_2|$ interference terms, which are functions of the

symbols of RX 1, because $M - N_1 \leq N_2$. In the second phase, which lasts $M - k - N_1$ TS, we send at each TS:

- N_1 of the $(M - k - N_1)N_1$ i.l.c. of \mathcal{I}_2 from TX_* .
- $N_2 - N_1$ i.l.c. of the symbols in \mathcal{S}_2 , which are canceled at RX 1 through AP-ZF precoding (since $k \geq N_1$).

Consequently, at the end of phase 2,

- RX 1 has $N_1^2 + (M - k - N_1)N_1$ i.l.c. of its $(M - k)N_1$ symbols. Hence, RX 1 can decode all its symbols.
- RX 2 has $N_2N_1 + N_2(M - k - N_1) = N_2(M - k)$ i.l.c. of \mathcal{S}_2 desired symbols and $(N_2 - k)N_1$ interference variables, what makes $N_2(M - k)$ variables. Thus, RX 2 can decode its intended symbols.

Hence, we have successfully transmitted a total of $S_1 + S_2 = (M - N_2)N_1 + N_2(M - k)$ symbols over $M - k$ TS, what leads to a sum DoF of

$$d_\Sigma = N_2 + N_1 \frac{M - N_2}{M - k}, \quad (41)$$

what concludes the proof of Theorem 2. \square

VII. ON THE ACHIEVABILITY FOR THE CASE $k < N_1$

In this section, we analyze the achievability results for the case in which $k < N_1$. First, we prove the achievable DoF presented in Proposition 1, which serves as lower-bound for any configuration. After that, we present a particular case that shows that the lower-bound can be improved for certain configurations.

A. Proof of Proposition 1

We present here an achievable scheme attaining a DoF of

$$d_\Sigma = \max \left(\min(N_2, M), m_{N_2}^{M-k} + \frac{k^2}{m_{N_2}^{M-k}} \right), \quad (42)$$

where $m_{N_2}^{M-k} \triangleq \min(N_2, M - k)$ has been defined in Proposition 1. This scheme is an extension of the scheme presented in Section VI. Therefore, it is composed of two phases of different duration. In this case, we transmit $k + m_{N_2}^{M-k}$ symbols per TS during the first k TS. We transmit:

- k symbols to RX 2, which are canceled at k antennas of RX 1 using AP-ZF.
- $m_{N_2}^{M-k}$ symbols to RX 1, which are canceled at k antennas of RX 2 using AP-ZF.

Thus, RX 2 can decode its own symbols since it has k antennas free of interference and k symbols to decode. RX 2 can then remove the contribution of its own symbols and obtain $m_{N_2}^{M-k} - k$ independent linear combinations of the symbols intended by RX 1. Let us denote the set of interference terms received at RX 2 as \mathcal{I}_2 , $|\mathcal{I}_2| = m_{N_2}^{M-k} - k$.

If RX 1 obtains the $m_{N_2}^{M-k} - k$ independent linear combinations of its own symbols in \mathcal{I}_2 , RX 1 can decode all the $m_{N_2}^{M-k}$ symbols, since it has already k linear combinations free of interference. RX 2 already knows those retransmitted symbols, and thus they do not hurt its DoF.

In the following $m_{N_2}^{M-k} - k$ TS, at each TS we send $m_{N_2}^{M-k}$ symbols to RX 2 while retransmitting k of the interference terms in \mathcal{I}_2 received at RX 2 during the first phase.

- The interference retransmitted can be removed perfectly at RX 2, then RX 2 can decode perfectly its own $m_{N_2}^{M-k}$ symbols.
- The symbols intended by RX 2 are canceled at k antennas of RX 1 thanks to AP-ZF.
- RX 1 has k antennas free of interference and thus it can decode its own k symbols.

Consequently, we obtain a DoF of

$$\frac{1}{k + m_{N_2}^{M-k} - k} (k(k + m_{N_2}^{M-k}) + (m_{N_2}^{M-k} - k)m_{N_2}^{M-k}) = m_{N_2}^{M-k} + \frac{k^2}{m_{N_2}^{M-k}}. \quad (43)$$

B. Achievability for the Case $(M, N_1, N_2) = (6, 3, 3)$

Let us consider a setting with $M = 6$ transmit antennas and two RXs, with $N_1 = N_2 = 3$ antennas at each RX. Suppose that only one transmit antenna has perfect CSI for the whole channel matrix, while the other 5 transmit antennas have only finite precision CSI. Thus, $k = 1$. This setting, denoted as $(M, N_1, N_2, k) = (6, 3, 3, 1)$, is illustrated in Fig. 4. We present here a scheme that achieves a sum DoF of 4.

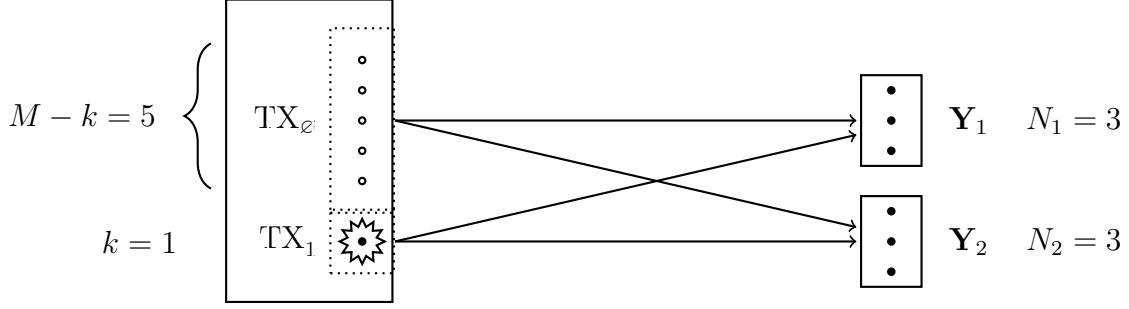


Figure 4: Equivalent channel for the case $(M, N_1, N_2, k) = (6, 3, 3, 1)$.

The scheme consists in two phases, each one of 2 Time Slots (TS), and it is presented in Table I, in which every row represents one antenna. The table is divided in three horizontal parts: The top part represents the symbols transmitted from each antenna. The middle part represents the received signal at RX 1 and the bottom part shows the received signal at TX 2. Let us disclose the previous table by describing the transmission scheme.

a) Encoding: We send 18 symbols (a_{1-8}, b_{1-8}, c, d) . Symbols a_i are intended to RX 1 and symbols b_i are intended to RX 2. The functions $f, f', f'',$ and f''' are such that the corresponding symbols a_i or b_i are canceled at the third antenna of the non-intended RX. The function f_j^i, g_j^i , are defined such that they represent the received signal at RX i . The sub-index j is used to order and identify the different received signals. f_j^i denotes the received signal during the first two TS whereas g_j^i denotes the received signal for the last two TS.

b) Decoding: First, the symbols c and d can be decoded at both RXs from the received signal at their third antenna: RX 1 decodes c at $t = 2$ and d at $t = 4$, while RX 2 do so at $t = 1$ and $t = 3$, respectively. Then, after subtracting d from the received signals, the messages a_{6-8} and b_{6-8} are easily obtained at the intended RX from the received signal of $t = 3$ and $t = 4$. Furthermore, if RX 1 obtained equations f_1^2 and f_2^2 , it would be able to decode all the a_{1-5} . Similarly, if RX 2 obtained equations f_4^1 and f_5^1 , it would be able to decode all the b_{1-5} . Hence, we select c and d as

$$c = f_1^2 \oplus f_4^1, \quad (44)$$

$$d = f_2^2 \oplus f_5^1. \quad (45)$$

Therefore, RX 1 can subtract f_4^1 from c and f_5^1 from d and obtain the necessary equations. On the other hand, RX 2 can subtract f_1^2 from c and f_2^2 from d and obtain also the necessary equations. Since we have causal CSIT, we can not encode the signal f_4^1 of $t = 2$ in c , but we can accept

Table I: Description of a transmission scheme achieving the optimal $\text{DoF} = 4$ for the setting $(M, N_1, N_2, k) = (6, 3, 3, 1)$.

	$t = 1$	$t = 2$	$t = 3$	$t = 4$
TX ₁	$c + f(a_1, a_2, a_3, a_4, a_5)$	$c + f'(b_1, b_2, b_3, b_4, b_5)$	$d + f''(a_6, a_7, a_8)$	$d + f'''(b_6, b_7, b_8)$
TX _{∅,1}	a_1, a_2, a_3, a_4, a_5	b_1, b_2, b_3, b_4, b_5	a_6, a_7, a_8	b_6, b_7, b_8
TX _{∅,2}	a_1, a_2, a_3, a_4, a_5	b_1, b_2, b_3, b_4, b_5	a_6, a_7, a_8	b_6, b_7, b_8
TX _{∅,3}	a_1, a_2, a_3, a_4, a_5	b_1, b_2, b_3, b_4, b_5	a_6, a_7, a_8	b_6, b_7, b_8
TX _{∅,4}	a_1, a_2, a_3, a_4, a_5	b_1, b_2, b_3, b_4, b_5	a_6, a_7, a_8	b_6, b_7, b_8
TX _{∅,5}	a_1, a_2, a_3, a_4, a_5	b_1, b_2, b_3, b_4, b_5	a_6, a_7, a_8	b_6, b_7, b_8
Y _{1,1}	$f_1^1(a_1, a_2, a_3, a_4, a_5, c)$	$f_4^1(b_1, b_2, b_3, b_4, b_5, c)$	$g_1^1(a_6, a_7, a_8, d)$	$g_4^1(b_6, b_7, b_8, d)$
Y _{1,2}	$f_2^1(a_1, a_2, a_3, a_4, a_5, c)$	$f_5^1(b_1, b_2, b_3, b_4, b_5, c)$	$g_2^1(a_6, a_7, a_8, d)$	$g_5^1(b_6, b_7, b_8, d)$
Y _{1,3}	$f_3^1(a_1, a_2, a_3, a_4, a_5, c)$	c	$g_3^1(a_6, a_7, a_8, d)$	d
Y _{2,1}	$f_1^2(a_1, a_2, a_3, a_4, a_5, c)$	$f_3^2(b_1, b_2, b_3, b_4, b_5, c)$	$g_1^2(a_6, a_7, a_8, d)$	$g_3^2(b_6, b_7, b_8, d)$
Y _{2,2}	$f_2^2(a_1, a_2, a_3, a_4, a_5, c)$	$f_4^2(b_1, b_2, b_3, b_4, b_5, c)$	$g_2^2(a_6, a_7, a_8, d)$	$g_4^2(b_6, b_7, b_8, d)$
Y _{2,3}	c	$f_5^2(b_1, b_2, b_3, b_4, b_5, c)$	d	$g_5^2(b_6, b_7, b_8, d)$

a one-block delay and transmit the received signal of the previous transmission block. The DoF loss will be negligible if the time considered is long enough. For $t = 3$ and $t = 4$, RX 1 obtains d in $t = 4$ and, after that, it can decode a_6, a_7, a_8 from $t = 3$. In the same way, RX 2 obtains d in $t = 3$ and thus it can decode b_6, b_7, b_8 at $t = 4$.

Consequently, we transmit 16 information symbols in 4 TS, and thus $\text{DoF} = 4$. The general achievable scheme presented in Section VII-A only attains a DoF of $\frac{10}{3}$, whereas the upper-bound of Lemma 1 yields $\text{DoF} \leq 4 + \frac{4}{5}$. Interestingly, the sum DoF of the the $(M, N_1, N_2) = (6, 3, 3)$ setting is bounded by

$$\begin{array}{llll} \text{DoF} = 3 & \text{if } k = 0, & 4 + \frac{1}{3} \leq \text{DoF} \leq 5 + \frac{1}{4} & \text{if } k = 2, \\ 4 \leq \text{DoF} \leq 4 + \frac{4}{5} & \text{if } k = 1, & \text{DoF} = 6 & \text{if } k \geq 3. \end{array}$$

From previous insights obtained for other settings [7], [8] and the intuition that one extra informed antenna cannot bring out more than one DoF, we could conjecture that $\text{DoF} = 4$ if

$k = 1$ and $\text{DoF} = 5$ if $k = 2$. However, this characterization remains an open and interesting problem.

VIII. CONCLUSION

We have analyzed the 2-user MIMO BC setting in which only k transmit antennas have access to perfect CSI, whereas the other transmit antennas have access only to finite precision CSI. We have derived an outer-bound for the DoF region that is tight for $k \geq \min(N_1, N_2)$, characterizing the loss of DoF obtained from reducing the number of informed antennas. Interestingly, it is not necessary to have perfect CSI at every transmit antenna, but only at the number of antennas of the bigger user. We have also presented an achievable scheme that adapts to the distributed CSI setting so as to boost the DoF with respect to the use of conventional centralized schemes.

REFERENCES

- [1] A. Gholami Davoodi and S. A. Jafar, “Aligned Image Sets Under Channel Uncertainty: Settling Conjectures on the Collapse of Degrees of Freedom Under Finite Precision CSIT,” *IEEE Trans. Inf. Theory*, vol. 62, no. 10, pp. 5603–5618, Oct 2016.
- [2] M. A. Maddah-Ali and D. Tse, “Completely Stale Transmitter Channel State Information is Still Very Useful,” *IEEE Trans. Inf. Theory*, vol. 58, no. 7, pp. 4418–4431, July 2012.
- [3] A. G. Davoodi and S. A. Jafar, “Degrees of Freedom Region of the (M, N_1, N_2) MIMO Broadcast Channel with Partial CSIT: An Application of Sum-set Inequalities,” in *Proc. IEEE International Symposium on Information Theory (ISIT)*, July 2019, pp. 1637–1641.
- [4] Y. Wang and M. K. Varanasi, “Degrees of Freedom of the Two-User MIMO Broadcast Channel With Private and Common Messages Under Hybrid CSIT Models,” *IEEE Trans. Inf. Theory*, vol. 63, no. 9, pp. 6004–6019, Sep. 2017.
- [5] R. Tandon, S. A. Jafar, S. Shamai, and H. V. Poor, “On the Synergistic Benefits of Alternating CSIT for the MISO Broadcast Channel,” *IEEE Trans. Inf. Theory*, vol. 59, no. 7, pp. 4106–4128, July 2013.
- [6] V. Aggarwal, Y. Liu, and A. Sabharwal, “Sum Capacity of Interference Channels With a Local View: Impact of Distributed Decisions,” *IEEE Trans. Inf. Theory*, vol. 58, no. 3, pp. 1630–1659, March 2012.
- [7] A. Bazco-Nogueras, P. de Kerret, D. Gesbert, and N. Gresset, “Distributed CSIT Does Not Reduce the Generalized DoF of the 2-user MISO Broadcast Channel,” *IEEE Wireless Commun. Lett.*, vol. 8, no. 3, pp. 685–688, June 2019.
- [8] —, “On the Degrees-of-Freedom of the K-user Distributed Broadcast Channel,” 2018. [Online]. Available: <https://arxiv.org/abs/1601.07399>
- [9] R. Tandon, M. A. Maddah-Ali, A. Tulino, H. V. Poor, and S. Shamai, “On Fading Broadcast Channels with Partial Channel State Information at the Transmitter,” in *Int. Symp. on Wireless Commun. Syst. (ISWCS)*, Aug 2012, pp. 1004–1008.
- [10] A. El Gamal and Y. Han Kim, *Network information theory*. Cambridge University Press, 2011.
- [11] A. G. Davoodi and S. A. Jafar, “Sum-set inequalities from aligned image sets: Instruments for robust GDoF bounds,” in *Proc. IEEE International Symposium on Information Theory (ISIT)*, June 2017, pp. 684–688.
- [12] C. Hao, B. Rassouli, and B. Clerckx, “Achievable DoF Regions of MIMO Networks With Imperfect CSIT,” *IEEE Trans. Inf. Theory*, vol. 63, no. 10, pp. 6587–6606, Oct 2017.

- [13] A. Gholami Davoodi and S. A. Jafar, "Generalized Degrees of Freedom of the Symmetric K-User Interference Channel under Finite Precision CSIT," *CoRR*, vol. abs/1601.06463, 2016. [Online]. Available: <http://arxiv.org/abs/1601.06463>
- [14] G. Bresler and D. Tse, "The two-user Gaussian interference channel: A deterministic view," *European Transactions on Telecommunications*, vol. 19, no. 4, pp. 333–354, 2008. [Online]. Available: <https://onlinelibrary.wiley.com/doi/abs/10.1002/ett.1287>
- [15] M. Madiman, "On the Entropy of Sums," in *Proc. IEEE Information Theory Workshop (ITW)*, May 2008, pp. 303–307.
- [16] P. de Kerret and D. Gesbert, "Degrees of freedom of the network MIMO channel with distributed CSI," *IEEE Trans. Inf. Theory*, vol. 58, no. 11, pp. 6806–6824, Nov. 2012.