

Polarized Gaussian basis sets from one-electron ions

Susi Lehtola¹

*Department of Chemistry, University of Helsinki, P.O. Box 55 (A. I. Virtasen aukio 1),
FI-00014 University of Helsinki, Finland^{a)}*

We demonstrate that basis sets suitable for electronic structure calculations can be obtained from simple accuracy considerations for the hydrogenic one-electron ions $Y^{(Y-1)+}$ for $Y \in [1, Z]$, necessitating no self-consistent field calculations at all. It is shown that even-tempered basis sets with parameters from the commonly-used universal Gaussian basis set (UGBS) [E. V. R. de Castro and F. E. Jorge, *J. Chem. Phys.* 108, 5225 (1998)] reproduce non-relativistic spin-restricted spherical Hartree–Fock total energies from fully numerical calculations to better accuracy than UGBS, which is shown to exhibit huge errors for some elements, *e.g.* $0.19 E_h$ for Th^+ and $0.13 E_h$ for Lu as it has been parametrized for a single atomic configuration. Having shown the feasibility of the one-electron approach, partially energy-optimized basis sets are formed for all atoms in the periodic table, $1 \leq Z \leq 118$, by optimizing the even-tempered parameters for $Z^{(Z-1)+}$. As the hydrogenic Gaussian basis sets suggested in the present work are built strictly from first principles, also polarization shells can be obtained in the same fashion in contrast to previous approaches. The accuracy of the polarized basis sets is demonstrated by calculations on a small set of molecules by comparison to fully numerical reference values, which show that chemical accuracy can be reached even for challenging cases like SF_6 . The present approach is straightforward to extend to relativistic calculations, and could facilitate studies beyond the established periodic table.

I. INTRODUCTION

Basis sets are the keystones of quantum chemistry, as they are used to define the allowed degrees of freedom for the one-particle states of the electrons, that is, the molecular orbitals ψ_i as

$$\psi_i(\mathbf{r}) = \sum_{\mu} C_{\mu i} \chi_{\mu}(\mathbf{r}). \quad (1)$$

Equation (1) leads to a discretization of the electronic structure problem, which can then be solved on a computer. Although several kinds of basis sets can be adopted for molecular electronic structure calculations (see *e.g.* ref. 1 for an overview), a linear combination of atomic orbitals

$$\chi_{nlm}(\mathbf{r}) = R_{nl}(r) Y_l^m(\hat{\mathbf{r}}) \quad (2)$$

is the traditional choice, as it usually affords an excellent level of cancellation of systematic errors in the study of energy differences. Due to the facility they afford by analytic integral evaluation, Gaussian basis sets

$$R_{nl}^{\text{GTO}} = r^l \sum_k c_k^{nl} e^{-\alpha_k^{nl} r^2} \quad (3)$$

have been the overwhelmingly dominant type of atomic orbital used in computational chemistry for a long time, and a plethora of Gaussian basis sets tailored for various purposes have been published in the literature; see *e.g.* refs. 2–4 for further details.

While typical applications to modeling chemical reactions use compact Gaussian basis sets that have been

tightly optimized and carefully constructed for this specific purpose, they do not always fulfill all the needs of a computational chemist. Few sets cover all of the periodic table in a uniform manner, and even fewer can be used for all-electron calculations, the rest employing effective core potentials; the situation is, however, improving as systematic basis sets covering (almost) the whole periodic table are becoming available.^{5–7}

Large uncontracted basis sets are often necessary for accurate studies of atoms and small molecules with Gaussian-basis electronic structure programs, but they are often not readily available. If a large enough basis set is used, it has accrued sufficient variational freedom to become universal, meaning it can be used for all atoms.^{8,9} Because of this, universal basis sets are often useful for benchmarking purposes, as they are typically available for all elements, which is often not the case with commonly-used, carefully optimized basis sets. Fully numerical basis sets such as those used in refs. 10–12 are an excellent proof of the concept of universal basis sets: a few hundred radial basis functions suffice to reproduce Hartree–Fock and density functional energies beyond microhartree accuracy for all atoms in the periodic table (H–Og) at the non-relativistic level of theory.^{10,12}

The universal Gaussian basis set¹³ (UGBS) is likely the best-known example of universal Gaussian basis sets,^{14–18} and at present is the all-electron basis that supports the most atoms according to the Basis Set Exchange.¹⁹ The UGBS has been parametrized for H–Lr excluding Pa–Np, Cm, and Bk,¹³ and employs a common set of exponents on for all angular momenta that range from $O(10^{-2})$ to $O(10^8)$, depending on the atom. Because of its accuracy and wide availability, the UGBS of ref. 13 has been used in a wide variety of studies including (but not limited to) atomic charges;²⁰ optimized effective,^{21,22} model Kohn–Sham,²³ modified Slater,²⁴ Fermi,²⁵ and exact

^{a)} Electronic mail: susi.lehtola@alumni.helsinki.fi

exchange-correlation potentials,²⁶ steps in the Kohn–Sham potential,²⁷ visualization of atomic sizes,²⁸ simplified relativistic calculations,²⁹ the basis set convergence of spin-spin coupling constants,³⁰ the characterization of density functionals,^{31,32} semi-numerical implementations of relativistic exact exchange,³³ strongly repulsive interatomic potentials,³⁴ and as a starting point for new energy-optimized basis sets;^{35–38} we refer the reader to the literature for more details. In addition to the UGBS of ref. 13 discussed above and the likewise commonly-used universal basis set for Rydberg states,³⁹ there are a number of other universal Gaussian basis sets that have been reported in the literature but do not appear to have become as well known. These include the relativistic universal Gaussian basis sets^{40–42} as well as many others; we again refer the reader to the literature as a sufficiently thorough overview cannot be presented here.

However, universal Gaussian basis sets are problematic for molecular calculations. Due to their size, universal basis sets like UGBS may cause severe issues with linear dependencies in molecular calculations; however, a routine solution to this problem has been presented recently.^{34,43} Next, since the basis sets are typically obtained from atomic multiconfigurational Hartree–Fock calculations for a single state, they are not guaranteed to be accurate for other atomic states. Moreover, polarization functions that are needed for accuracy in molecular calculations with Hartree–Fock or density functional theory^{44,45} (DFT) and/or correlation functionals that are necessary for post-Hartree–Fock calculations have to be construed in some other manner. Although it is possible in principle to employ a common set of exponents for the occupied and unoccupied shells (as is done in ref. 30, for example), the resulting basis sets are untractably large for most applications, as unnecessarily many polarization functions are produced.

In the present work, we will show that polarized basis sets can be constructed via completeness-optimization^{46,47} on hydrogenic atoms; a similar approach was recently used successfully for determining fully numerical basis sets for diatomic molecules.¹¹ The method developed in the present work allows rapid generation of novel basis sets with pre-estimated accuracy, without the need for costly electronic structure calculations involving iterative techniques. We will describe the method in detail in section II, and demonstrate it for non-relativistic spin-restricted Hartree–Fock calculations on neutral atoms and their cations employing the even-tempered parameters from UGBS in section III. Having showed that the universal basis sets thus obtained are more accurate than UGBS, we then form partially energy-optimized basis sets, demonstrate their accuracy for atomic calculations, as well as showcase their performance on a series of molecular calculations. The work is summarized and conclusions are presented in section IV. Atomic units are used throughout the text.

II. METHOD

A. Hydrogenic wave functions

The idea for using hydrogenic ions as a proxy for determining if the basis set is complete enough arises from our recent work on initial guesses for electronic structure theory.⁴⁸ The atomic orbitals for any atom can be in principle obtained from a scalar radial potential $V^{\text{eff}}(r)$, which features a screened nuclear charge. Rewriting the radial potential, which is easy to extract from density functional calculations,^{12,48} in terms of the Coulomb potential of an effective nuclear charge $V^{\text{eff}}(r) = -Z^{\text{eff}}(r)/r$ shows that near the core, the electrons experience the full nuclear charge, while far away the exact potential has a $-1/r$ behavior but approximate density functional potentials decay exponentially.⁴⁸ At intermediate ranges, the nuclear charge falls somewhere in-between the full nuclear charge and the unit nuclear charge.

As we now know the form of the potential the electrons are moving in, an exceedingly simple recipe for building Gaussian basis sets can be postulated: if the basis set can represent the ground states of all one-electron ions from neutral hydrogen to the extreme cation $Z^{(Z-1)+}$, it should likewise do a good job at describing the electronic structure of the atom with a full set of interacting electrons.

A similar conclusion can also be reached for polarization functions: they, too, experience the same (unknown) scalar potential $V^{\text{eff}}(r)$ as the other electrons. What makes polarization functions different from occupied orbitals is the higher kinetic energy arising from the $l(l+1)/r^2$ term. Since orbital energy denominators arise both in post-Hartree–Fock methods and self-consistent field perturbation theory,⁴⁹ the $l(l+1)/r^2$ term means that regardless of the electronic structure method, tight exponents become less and less important as l grows—and this effect can already be captured by the study of the hydrogenic ions.

However, the *indirect* effect of the $l(l+1)/r^2$ term is not captured by the hydrogenic ions: the effective charge is smaller further away from the nucleus.⁴⁸ For instance, the $1s$, $2s$ and $2p$ orbitals are a fraction of the size of the $3d$ orbital in Kr, meaning that the $3d$ orbital does not experience the full nuclear charge. This screening of the charge could be employed to limit the range of Z in increasing l . However, we will consider the full Z for all l values for the present purpose of proof of principle, since part of the orbitals always tunnel through to small r where the charge is less-screened; an adequate representation of tight functions with large l may also be necessary for post-Hartree–Fock approaches with core correlation.

As a large number of hydrogenic calculations are required for the optimization, a specialized implementation is used to solve the hydrogenic problems. It is straightforward to derive the elements of the overlap \mathbf{S} , nuclear attraction \mathbf{V}^{nuc} and kinetic energy \mathbf{T} matrices in the ba-

sis defined in equation (3) by use of standard techniques (see *e.g.* ref. 10). The matrices are diagonal in l and m and carry no m dependence,¹⁰ meaning that the exponents can be determined independently in each l block. The expressions within each block turn out to be exceedingly simple

$$S_{ij} = \frac{1}{2}\Gamma\left(l + \frac{3}{2}\right)(\alpha_i + \alpha_j)^{-l-3/2} \quad (4)$$

$$V_{ij}^{\text{nuc}} = -\frac{1}{2}\Gamma(l+1)(\alpha_i + \alpha_j)^{-l-1} \quad (5)$$

$$T_{ij} = \left(l + \frac{3}{2}\right)\Gamma\left(l + \frac{3}{2}\right)\frac{\alpha_i\alpha_j}{(\alpha_i + \alpha_j)^{l+5/2}} \quad (6)$$

Given a set of exponents $\{\alpha_i\}$, the hydrogenic energy can be computed by solving the generalized eigenvalue problem

$$(\mathbf{T} + \mathbf{ZV}^{\text{nuc}})\mathbf{C} = \mathbf{SCE} \quad (7)$$

where \mathbf{C} and \mathbf{E} are the matrix of orbital coefficients and diagonal matrix of orbital energies e_i ; the lowest e_i yielding the energy of the hydrogenic ground state of $Z^{(Z-1)+}$. Equation (7) is solved using a canonically orthonormalized basis set,⁵⁰ in which a 10^{-7} threshold is used to eliminate any linear dependencies in the basis.

B. Completeness-optimization

It is well known that full optimization of basis sets with $N \gg 1$ exponents turns out to yield sequences that resemble a geometric one

$$\alpha_i = \alpha_0\beta^i \text{ for } i \in 0, 1, \dots, N-1 \quad (8)$$

in the middle part; see *e.g.* refs. 51 and ref. 52 for an illustration on energy-optimization on the hydrogen atom, and ref. 47 for completeness-optimized primitives. In a full optimization of the primitives,⁵³ the outermost energy-optimized exponents move out compared to the sequence of equation (8),^{52,54} whereas in completeness-optimization the outermost exponents move *in*.⁴⁷

The primitives arising from equation (8) are known as even-tempered.⁵⁵ Even-tempered expansions are interesting for their simplicity. Expressing $N \gg 1$ exponents in terms of two parameters α_0 and β makes it simple to generate large expansions that are appreciably close to the fully optimal ones, and the sets are trivial to augment with further tight and diffuse functions for basis set convergence studies. Most importantly, even-tempered exponents span the Hilbert space evenly,⁵⁶ and become complete when $\alpha_0 \rightarrow 0$, $\beta \rightarrow 1$, and $N \rightarrow \infty$;⁵⁷ accurate molecular properties can be achieved by approaching this limit. Moreover, α_0 and β optimized for individual atoms are close to optimal also in a molecular environment if a large enough basis set is used.⁵⁷

As was already mentioned in the Introduction, the present approach works by completeness-optimizing the

basis set. The completeness of a basis set can be quantified as its ability to represent a given test function with parameter α , as measured by the norm of its projection onto the basis set⁵⁸

$$Y(\alpha) = \sum_{\mu\nu} \langle \alpha | \mu \rangle \langle \mu | \nu \rangle^{-1} \langle \nu | \alpha \rangle \quad (9)$$

from which $0 \leq Y(\alpha) \leq 1$; the test function for Gaussian basis sets is typically chosen as a primitive Gaussian and the parameter α as the test function's exponent.

A completeness-optimized basis set⁴⁶ maximizes the completeness profile $Y(\alpha)$ for some range of exponents $\alpha \in [\alpha_{\min}, \alpha_{\max}]$, where the limits α_{\min} and α_{\max} are determined by trial and error for the property in question.⁴⁶ Although equation (9) suggests a way to optimize the primitives in the basis for given values α_{\min} and α_{\max} as was already hinted above (see details in ref. 47), since the idea in completeness-optimization is to expand the limits α_{\min} and α_{\max} until the property no longer changes, we believe completeness-optimization of the primitives is unnecessary and that a simple even-tempered expansion should suffice. (The β parameter, however, could be fixed based on completeness arguments; see the Appendix.)

The procedure for the completeness-optimization of the proposed hydrogenic basis sets proceeds as follows. First, the values for α_0 and β of the even-tempered sequence are fixed. For the value of α_0 and β we will use the UGBS values $\alpha_0^{\text{UGBS}} = 0.02000046$ and $\beta^{\text{UGBS}} = 1.958150$.¹³ Next, we allow exponents smaller than α_0 to be produced by letting the index i have negative values in equation (8). As scaling $\alpha_0 \rightarrow \alpha_0\beta^j$ with integer j is tantamount to relabeling the indices $i \rightarrow i + j$ in equation (8), α_0 only matters modulo β and can be restricted without loss of generality to $\alpha_0 \in [1, \beta)$. The value used for α_0 makes no difference in the completeness argument: if a large enough set of exponents is used, any choice of α_0 should yield the same answer at the end. (Note that in the complete basis set limit $\beta \rightarrow 1$ as was discussed above,⁵⁷ and α_0 indeed becomes irrelevant.) To prove that the choice for α_0 is unimportant, in the following we will also examine the case of maximally different exponents obtained by choosing $\alpha_0 \rightarrow \alpha_0\sqrt{\beta}$ in addition to studying the UGBS value of α_0 .

Having chosen the permitted grid of exponents α_i according to equation (8), the optimal single exponent α_i that minimizes the energy of the single-electron ion $Z^{(Z-1)+}$ (equation (7)) is found. Then, steeper exponents $i+1, i+2, \dots$ as well as more diffuse exponents $i-1, i-2, \dots$ are added one by one until the change in the hydrogenic energy converges to a threshold $\epsilon(Z)$; this defines the basis set for the ion $Z^{(Z-1)+}$ as a range of exponents $i \in [i_{\min}(Z^{(Z-1)+}), i_{\max}(Z^{(Z-1)+})]$. The basis set for an element can then be acquired as simply as taking $i_{\min} = \min_Z i_{\min}(Z^{(Z-1)+})$ and $i_{\max} = \max_Z i_{\max}(Z^{(Z-1)+})$, as this should satisfy the requirement that all one-electron ions from H to $Z^{(Z-1)+}$ be reproduced with the specified accuracy.

Because the exact hydrogenic ground-state energy in each l channel

$$e_i = -Z^2/[2(l+1)^2] \quad (10)$$

has steep scaling in Z , we define the threshold used in the profile extension as

$$\epsilon(Z) = \frac{Z^2}{\lg \beta} \epsilon, \quad (11)$$

which essentially means that the hydrogenic energy should be reproduced to a relative accuracy of ϵ . The $\lg \beta$ factor has been added into equation (11) to normalize the threshold to unit profile increment. Covering large ranges of exponent space becomes slow for small β values; the normalization with $\lg \beta$ should make the input threshold ϵ transferable across β values.

The composition of the unpolarized basis set was chosen as follows: s shell only for H and He, s and p shells for Li–Ar; s , p , and d shells for K–Xe; and s , p , d , and f shells for Cs–Og. Because the above procedure for choosing the primitives does not depend on the role of the shell, occupied, polarization and correlation shells are obtained in an equal fashion. We have parametrized basis sets with up to 3 polarization/correlation shells that range up to i functions in the present work.

III. RESULTS

A. Universal basis sets

The PYSCF program⁵⁹ is used for non-relativistic spin-restricted Hartree–Fock (NRSRHF) calculations employing spherically averaged densities. Even though NRSRHF theory is not accurate for chemistry, it is sufficient for the present purposes of probing whether the basis sets are capable of qualitative electronic structure calculations. (Here, we note that UGBS has likewise been parametrized for non-relativistic calculations.¹³) The Gaussian-basis results from PYSCF are compared with reference values computed with the fully numerical approach of ref. 12; the truncation error of the Gaussian basis set is extracted by subtracting the fully numerical reference values from the Gaussian-basis results.

The accuracy of four novel basis sets at varying thresholds ϵ is demonstrated in figure 1 for the cations Z^+ , whose ground-state configurations and energies are shown in table I. Hydrogenic basis sets parametrized to an error of $\epsilon = 10^{-n}$ are denoted with the $-n$ suffix, and are available as part of the supplementary material. The universal hydrogenic gaussian basis set (UHGBS) employs the UGBS values for the parameters α_0 and β . Results are also shown for the choice $\alpha_0 \rightarrow \alpha_0 \sqrt{\beta}$ that leads upon completeness-optimization to the VHGBS basis set, V being the next letter in the alphabet after U. Energy-optimized augmented basis sets are typically formed by the study of anions. As anions are typically

less bound than neutral atoms, we form augmented versions of the UHGBS and VHGBS basis sets, aUHGBS and aVHGBS, respectively, by considering the fictitious $Z = 0.5$ one-electron ion. For comparison, a suitable copy of the UGBS basis set was obtained from the Basis Set Exchange.¹⁹

The atomic energies have large errors with basis sets formed with low thresholds ϵ and show piecewise character in Z . However, an universal improvement in accuracy is obtained by tightening the threshold. A reliable reproduction of the energies of cationic atoms is achieved for $\epsilon = 10^{-9}$, for which the basis set error behaves smoothly in Z . As is clearly seen in figure 1, the new UGBS-style basis sets predict significantly lower energies than the literature UGBS basis set that behaves less smoothly in Z and shows significant errors for some atoms, *e.g.* $1.92 \times 10^{-1} E_h$ for Th^+ and $7.56 \times 10^{-3} E_h$ for Sm^+ . In comparison, the largest error for the UHGBS basis with $\epsilon = 10^{-9}$ in the range of Z covered by UGBS (see Introduction) is $5.26 \times 10^{-3} E_h$ for $Z = 102$.

Small kinks can still be seen for $\epsilon = 9$ for the UHGBS basis set in figure 1 at $Z = 12$, $Z = 20$, $Z = 38$, $Z = 56$, $Z = 61$, $Z = 88$, and $Z = 92$; that is for Mg^+ , Ca^+ , Sr^+ , Ba^+ , Pm^+ , Ra^+ and U^+ . All of the kinks go away upon augmentation, leaving only the two smooth interweaving curves corresponding to the different choices for α_0 . This confirms that the minor problems in the UHGBS and VHGBS basis sets have to do with insufficient diffuse functions for some atoms. Mg, Ca, Sr, Ba, and Ra are alkaline metals that are well-known to have diffuse electronic structure; the NRSRHF calculation for their cations also result in a diffuse ns orbital, which is apparently not moving in a $-1/r$ potential assumed in the construction of the basis set.

To investigate the large truncation error for Th^+ in the UGBS basis set, completeness profiles for thorium for the UGBS and UHGBS-9 basis sets were computed with ERKALE^{60,61} and are shown in figure 2. The largest p , d , and f exponents are similar in UGBS and UHGBS-9—anecdotally confirming the validity of the present scheme—while the latter has more tight s functions, and also considerably more diffuse d and f functions which likely arise from the neglect of screening far away from the nucleus. The NRSRHF ground state for Th^+ is $7s^2 5f^1$ (table I) while the UGBS basis set has been parametrized for the $7s^2 6d^2$ configuration; comparing the completeness profiles in figure 2 suggests that the f shell isn't sufficiently well sampled by UGBS.

Analogous results for the neutral atoms Z are shown in figure 3, with configurations and reference energies from ref. 12. The alkali atoms Li, Na, K, Rb, Cs, and Fr stand out in figure 3 like their chemical analogues, the alkaline cations, did in figure 1; the alkali peaks in figure 3 also have a shoulder from the alkaline atoms. In addition, Sc–Cr stand out in the UHGBS results, as do Cu, Ag, and Au; the lanthanoid sequence Cs–Gd and Tm, and the actinoid sequence Fr–U and Md. As with the cations, also these errors go down significantly when an augmented

basis set is used, suggesting that the outermost electrons are moving in a potential that is weaker than $-1/r$.

In contrast to the overall smooth behavior of the hydrogenic basis sets even in the present case of the neutral atoms, the UGBS basis set shows several large errors: *e.g.* $1.31 \times 10^{-1} E_h$ for Lu, $1.13 \times 10^{-1} E_h$ for Ce, $7.70 \times 10^{-2} E_h$ for Pr, $4.92 \times 10^{-2} E_h$ for Tb, $3.30 \times 10^{-2} E_h$ for Dy, 3.02×10^{-2} for Am, $2.74 \times 10^{-2} E_h$ for Y, $2.02 \times 10^{-2} E_h$ for Ho, and $1.95 \times 10^{-2} E_h$ for Sc. In contrast, the largest truncation error for UHGBS-9 is $1.59 \times 10^{-2} E_h$ for Fr which is the heaviest alkali atom.

UGBS fails differently for the neutral atoms and for the cations, because the NRSRHF configurations are sometimes pronouncedly dissimilar for the two charge states. Neutral thorium is not a problem for UGBS, because the NRSRHF ground state for Th is $12 7s^2 6d^2$ —the same configuration for which UGBS has been optimized¹³—while the $7s^2 5f^1$ configuration was used for Th^+ , as was discussed above. In the case of Lu, the NRSRHF ground state is $4f^{14} 6s^2 6p^1$ while UGBS has been parametrized for $4f^{14} 6s^2 5d^1$. Also the other large errors of UGBS appear to follow the same pattern: $6s^2 4f^2 5d^1$ (low-lying NRSRHF excited state, see ref. 12) vs $6s^2 4f^3$ for Pr, $4f^{11}$ vs $6s^2 4f^9$ for Tb, $4f^{12}$ vs $6s^2 4f^{10}$ for Dy, $5f^9$ vs $7s^2 5f^7$ for Am, $5s^2 5p^1$ vs $5s^2 4d^1$ for Y, $4f^{13}$ vs $6s^2 4f^{11}$ for Ho, and $4s^2 4p^1$ vs $4s^2 3d^1$ for Sc.

Results for a larger choice of $\beta = (\beta^{\text{UGBS}})^{1.5} \approx 2.74$ are shown in the supporting information. While a basis set limit is again routinely obtained by the completeness-optimization, yielding smooth curves for small ϵ , the truncation errors become significant (tens of E_h) for the superheavy atoms.

B. Energy-optimized sets

We have shown that accurate universal basis sets can be formed from one-electron ions. However, the use of a universal set of exponents on all atoms is suboptimal. As was seen above, heavy atoms require smaller values of β than light atoms do, indicating that a smaller basis set with constant accuracy over Z can be obtained by making α_0 and β free parameters in the formation of the basis set. Having shown that the one-electron ions offer a reasonable way to form basis sets, instead of fixing α_0 and β beforehand we can obtain them from minimization of the energy of $Z^{(Z-1)+}$; otherwise, the basis sets are formed as before. Although the parameters depend on the length of the expansion ($\alpha_0 \rightarrow 0$ and $\beta \rightarrow 1$ for the complete basis set limit⁵⁷), the natural choice is to optimize a sequence of α_0 and β for an increasing number of functions, and stop when the addition of an exponent results in an incremental change of the energy smaller than $Z^2 \epsilon$. (The $\lg \beta$ parameter in equation (11) can be dropped, as β is now explicitly optimized for the shell.)

The accuracy of the basis sets that have been partially optimized in the aforementioned way for NRSRHF calculations on atomic cations is shown in figure 4. Due to

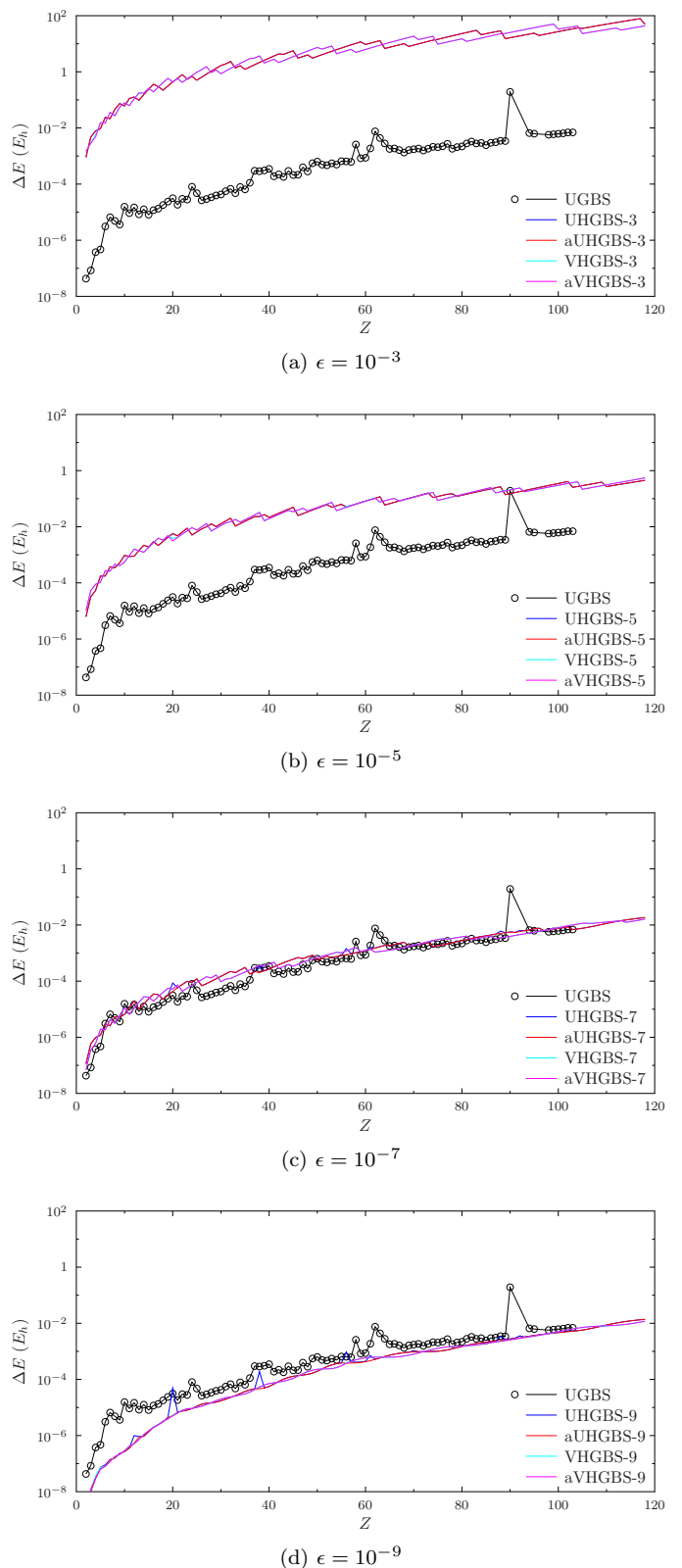


Figure 1: Truncation error in the total energy of atomic cations at varying levels of the basis set expansion threshold ϵ with $\beta = \beta^{\text{UGBS}} \approx 1.96$.

He ⁺	1s ¹	-1.701412	Nb ⁺	[Kr]5s ² 4d ²	-3752.805694	Hg ⁺	[Xe]4f ¹⁴ 5d ¹⁰ 6s ¹	-18408.667135
Li ⁺	1s ²	-7.236415	Mo ⁺	[Kr]4d ⁵	-3974.585529	Tl ⁺	[Xe]4f ¹⁴ 5d ¹⁰ 6s ²	-18961.638602
Be ⁺	[He]2s ¹	-14.181447	Tc ⁺	[Kr]4d ⁶	-4203.848372	Pb ⁺	[Xe]4f ¹⁴ 5d ¹⁰ 6s ² 6p ¹	-19523.653096
B ⁺	[He]2s ²	-24.237575	Ru ⁺	[Kr]4d ⁷	-4440.674393	Bi ⁺	[Xe]4f ¹⁴ 5d ¹⁰ 6s ² 6p ²	-20095.066797
C ⁺	[He]2s ² 2p ¹	-37.059901	Rh ⁺	[Kr]4d ⁸	-4685.158915	Po ⁺	[Xe]4f ¹⁴ 5d ¹⁰ 6s ² 6p ³	-20675.932702
N ⁺	[He]2s ² 2p ²	-53.399066	Pd ⁺	[Kr]4d ⁹	-4937.396533	At ⁺	[Xe]4f ¹⁴ 5d ¹⁰ 6s ² 6p ⁴	-21266.301129
O ⁺	[He]2s ² 2p ³	-73.643807	Ag ⁺	[Kr]4d ¹⁰	-5197.481334	Rn ⁺	[Xe]4f ¹⁴ 5d ¹⁰ 6s ² 6p ⁵	-21866.221152
F ⁺	[He]2s ² 2p ⁴	-98.181002	Cd ⁺	[Kr]4d ¹⁰ 5s ¹	-5464.802726	Fr ⁺	[Xe]4f ¹⁴ 5d ¹⁰ 6s ² 6p ⁶	-22475.741154
Ne ⁺	[He]2s ² 2p ⁵	-127.396791	In ⁺	[Kr]4d ¹⁰ 5s ²	-5739.978392	Ra ⁺	[Rn]7s ¹	-23094.116059
Na ⁺	[He]2s ² 2p ⁶	-161.676963	Sn ⁺	[Kr]4d ¹⁰ 5s ² 5p ¹	-6022.562145	Ac ⁺	[Rn]7s ²	-23721.969484
Mg ⁺	[Ne]3s ¹	-199.294692	Sb ⁺	[Kr]4d ¹⁰ 5s ² 5p ²	-6312.938513	Th ⁺	[Rn]7s ² 5f ¹	-24359.219396
Al ⁺	[Ne]3s ²	-241.674670	Te ⁺	[Kr]4d ¹⁰ 5s ² 5p ³	-6611.181174	Pa ⁺	[Rn]7s ² 5f ²	-25006.262530
Si ⁺	[Ne]3s ² 3p ¹	-288.434098	I ⁺	[Kr]4d ¹⁰ 5s ² 5p ⁴	-6917.361044	U ⁺	[Rn]5f ⁴ 7s ¹	-25663.196802
P ⁺	[Ne]3s ² 3p ²	-340.062999	Xe ⁺	[Kr]4d ¹⁰ 5s ² 5p ⁵	-7231.547777	Np ⁺	[Rn]5f ⁶	-26330.186970
S ⁺	[Ne]3s ² 3p ³	-396.750428	Cs ⁺	[Kr]4d ¹⁰ 5s ² 5p ⁶	-7553.810329	Pu ⁺	[Rn]5f ⁷	-27007.176176
Cl ⁺	[Ne]3s ² 3p ⁴	-458.682406	Ba ⁺	[Xe]6s ¹	-7883.345103	Am ⁺	[Rn]5f ⁸	-27694.224176
Ar ⁺	[Ne]3s ² 3p ⁵	-526.043520	La ⁺	[Xe]6s ²	-8220.831565	Cm ⁺	[Rn]5f ⁹	-28391.390363
K ⁺	[Ne]3s ² 3p ⁶	-599.017579	Ce ⁺	[Xe]6s ² 4f ¹	-8566.210754	Bk ⁺	[Rn]5f ¹⁰	-29098.733569
Ca ⁺	[Ar]4s ¹	-676.511217	Pr ⁺	[Xe]6s ² 4f ²	-8919.987528	Cf ⁺	[Rn]5f ¹¹	-29816.312145
Sc ⁺	[Ar]4s ²	-759.462097	Nd ⁺	[Xe]4f ³ 6s ²	-9282.254442	Es ⁺	[Rn]5f ¹²	-30544.184035
Ti ⁺	[Ar]4s ² 3d ¹	-847.770753	Pm ⁺	[Xe]6s ¹ 4f ⁵	-9653.144487	Fm ⁺	[Rn]5f ¹³	-31282.406851
V ⁺	[Ar]4s ² 3d ²	-941.892534	Sm ⁺	[Xe]4f ⁷	-10032.758417	Md ⁺	[Rn]5f ¹⁴	-32031.037923
Cr ⁺	[Ar]3d ⁵	-1042.129030	Eu ⁺	[Xe]4f ⁸	-10421.155009	No ⁺	[Rn]5f ¹⁴ 7s ¹	-32789.296998
Mn ⁺	[Ar]3d ⁶	-1148.539203	Gd ⁺	[Xe]4f ⁹	-10818.384689	Lr ⁺	[Rn]5f ¹⁴ 7s ²	-33557.718309
Fe ⁺	[Ar]3d ⁷	-1261.250878	Tb ⁺	[Xe]4f ¹⁰	-11224.528879	Rf ⁺	[Rn]5f ¹⁴ 7s ² 6d ¹	-34336.150838
Co ⁺	[Ar]3d ⁸	-1380.417722	Dy ⁺	[Xe]4f ¹¹	-11639.668824	Db ⁺	[Rn]5f ¹⁴ 6d ⁴	-35124.903231
Ni ⁺	[Ar]3d ⁹	-1506.192686	Ho ⁺	[Xe]4f ¹²	-12063.885572	Sg ⁺	[Rn]5f ¹⁴ 6d ⁵	-35924.051625
Cu ⁺	[Ar]3d ¹⁰	-1638.728242	Er ⁺	[Xe]4f ¹³	-12497.259968	Bh ⁺	[Rn]5f ¹⁴ 6d ⁶	-36733.566255
Zn ⁺	[Ar]3d ¹⁰ 4s ¹	-1777.481935	Tm ⁺	[Xe]4f ¹⁴	-12939.872673	Hs ⁺	[Rn]5f ¹⁴ 6d ⁷	-37553.490767
Ga ⁺	[Ar]3d ¹⁰ 4s ²	-1923.059722	Yb ⁺	[Xe]4f ¹⁴ 6s ¹	-13391.225921	Mt ⁺	[Rn]5f ¹⁴ 6d ⁸	-38383.868493
Ge ⁺	[Ar]3d ¹⁰ 4s ² 4p ¹	-2074.953600	Lu ⁺	[Xe]4f ¹⁴ 6s ²	-13851.600989	Ds ⁺	[Rn]5f ¹⁴ 6d ⁹	-39224.742591
As ⁺	[Ar]3d ¹⁰ 4s ² 4p ²	-2233.624153	Hf ⁺	[Xe]4f ¹⁴ 6s ² 5d ¹	-14320.787001	Rg ⁺	[Rn]5f ¹⁴ 6d ¹⁰	-40076.156119
Se ⁺	[Ar]3d ¹⁰ 4s ² 4p ³	-2399.180057	Ta ⁺	[Xe]4f ¹⁴ 6s ² 5d ²	-14799.101433	Cn ⁺	[Rn]5f ¹⁴ 6d ¹⁰ 7s ¹	-40937.501696
Br ⁺	[Ar]3d ¹⁰ 4s ² 4p ⁴	-2571.727705	W ⁺	[Xe]4f ¹⁴ 5d ⁵	-15286.728283	Nh ⁺	[Rn]5f ¹⁴ 6d ¹⁰ 7s ²	-41809.357021
Kr ⁺	[Ar]3d ¹⁰ 4s ² 4p ⁵	-2751.372626	Re ⁺	[Xe]4f ¹⁴ 5d ⁶	-15783.648951	Fl ⁺	[Rn]5f ¹⁴ 6d ¹⁰ 7s ² 7p ¹	-42691.324053
Rb ⁺	[Ar]3d ¹⁰ 4s ² 4p ⁶	-2938.219931	Os ⁺	[Xe]4f ¹⁴ 5d ⁷	-16289.894965	Mc ⁺	[Rn]5f ¹⁴ 6d ¹⁰ 7s ² 7p ²	-43583.716355
Sr ⁺	[Kr]5s ¹	-3131.320472	Ir ⁺	[Xe]4f ¹⁴ 5d ⁸	-16805.526014	Lv ⁺	[Rn]5f ¹⁴ 6d ¹⁰ 7s ² 7p ³	-44486.575688
Y ⁺	[Kr]5s ²	-3331.472882	Pt ⁺	[Xe]4f ¹⁴ 5d ⁹	-17330.601930	Ts ⁺	[Rn]5f ¹⁴ 6d ¹⁰ 7s ² 7p ⁴	-45399.941031
Zr ⁺	[Kr]5s ² 4d ¹	-3538.516109	Au ⁺	[Xe]4f ¹⁴ 5d ¹⁰	-17865.182681	Og ⁺	[Rn]5f ¹⁴ 6d ¹⁰ 7s ² 7p ⁵	-46323.849966

Table I: Non-relativistic spin-restricted HF configurations with spherically averaged densities for all cations in the periodic table, employing the same methodology as for the neutral atoms in ref. 12.

the optimization per atom, the sets are not universal: the even-tempered parameters α_0 and β are determined separately for every element Z and every angular momentum l . We will refer to the partially optimized basis sets simply as hydrogenic gaussian basis sets, HGBS. The results for the HGBS basis sets are again excellent: only a few outliers that disappear upon augmentation are observed. The HGBS-9 basis set (corresponding to $\epsilon = 10^{-9}$) has truncation errors only in the order of mE_h for superheavy atoms, compared to tens of mE_h for the universal UHGBS-9 basis.

The corresponding accuracy on the neutral atoms is shown in figure 5. As with the UGBS-style basis sets, more outliers are seen for the neutral atoms than for the cations, as the added outermost electron is less tightly bound, leading to a more diffuse electronic structure. Also these outliers again go away upon augmentation of

the basis, requiring no extra considerations for establishing convergence. Also the neutral atoms show improved accuracy over the UGBS-style UHGBS basis sets, as the truncation error for superheavy atoms is reduced roughly by an order of magnitude from tens of mE_h for UHGBS-9 to mE_h for HGBS-9.

1. Molecular DFT benchmarks

While accuracy on atoms is important, there is often little reason to use Gaussian basis sets for atomic calculations as numerically exact calculations can be routinely performed.^{1,10,12} Instead, the acid test for basis sets is their performance on molecules.

A fully numerical benchmark study⁶² has recently re-

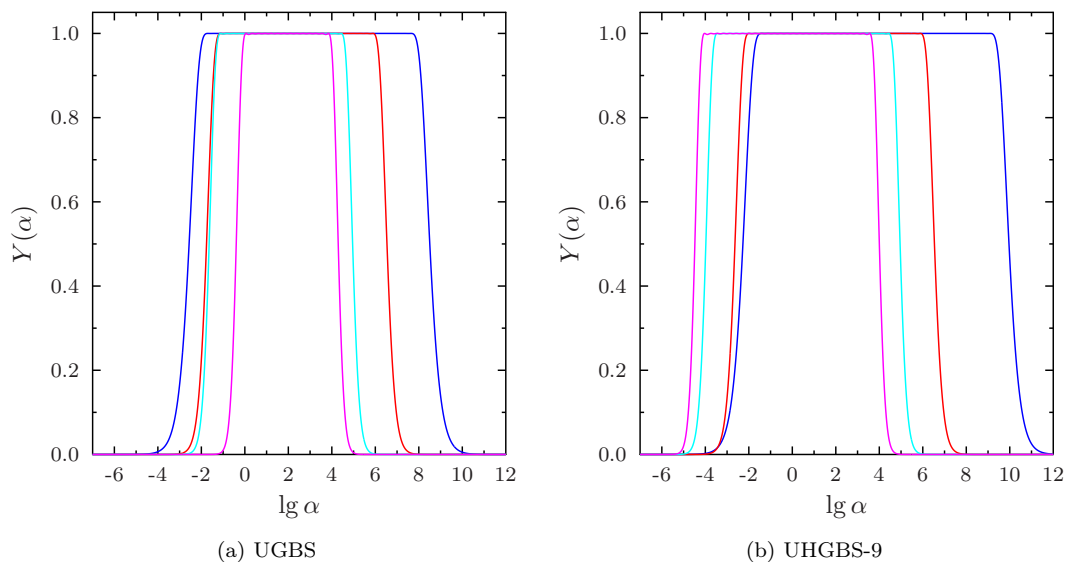


Figure 2: The completeness profiles for the UGBS and UHGBS-9 thorium basis sets for the s (blue), p (red), d (cyan), and f (magenta) shells.

ported total and atomization energies for 211 molecules with μE_h accuracy. The study showed that commonly-used Gaussian basis sets failed to reach chemical accuracy (conventionally defined as an error smaller than 1 kcal/mol) for several molecules. Followup studies showed that the correct reproduction of the atomization energies requires polarization consistent basis sets of at least quadruple- ζ quality,⁶³ and correlation consistent basis sets of at least quintuple- ζ quality.⁶⁴ To assess the accuracy of the (a)HGBS basis sets and their polarized counterparts, we examine a subset of the 211 molecules of ref. 62: N_2 , CO , F_2 , C_2H_4 , LiF , HF , H_2O , NH_3 , CH_4 , P_2 , SiS , Cl_2 , Na_2 , SO_2 , AlF_3 , PF_5 , and SF_6 . This set contains standard test molecules for basis set studies, their heavier homologues, as well as the worst offenders of ref. 62: the atomization energy of SF_6 is the worst-case scenario for aug-cc-pV5Z (an error of 2.320 kcal/mol) and def2-QZVPD (an error of 2.417 kcal/mol), whereas SO_2 is the worst offender for pc-3 (an error of 0.580 kcal/mol).⁶²

The molecular calculations are performed with PSI4⁶⁵ and the Perdew–Burke–Ernzerhof (PBE) functional^{66,67} using a (100,590) quadrature grid and geometries from ref. 62. Although linear dependence issues may arise for large molecules in large basis sets, they can nowadays be routinely resolved via the recently proposed partial Cholesky orthogonalization procedure.^{34,43} A sub-basis set for the molecular calculation is selected from the full pool of basis functions via a partial Cholesky decomposition of the overlap matrix to a tight 10^{-9} threshold, and the sub-basis is orthogonalized with the default 10^{-7} threshold used in PSI4. For instance, in the largest calculation of the present work, SF_6 in the aHGBSP3-9 basis set, the Cholesky procedure removed 593 linearly dependent basis functions out of the total 4033 basis functions

in the calculation, after which a further 201 linear combinations of the remaining basis functions were removed by the canonical orthogonalization procedure; altogether 19.7% of the basis functions were thus removed.

The results for the total and atomization energy of SO_2 are shown in figures 6 and 7, respectively; the rest of the data behave similarly and can be found in the supporting information. The plots contain data for the (a)HGBSP n - m basis sets for $n = 0, 1, 2, 3$ and $m = 3, \dots, 9$. The m value, which corresponds to the energy threshold used to form the basis set, is shown on the x axis, whereas separate curves are shown for the various n values. The polarization-free $n = 0$ data are shown with solid blue lines and blue squares, the $n = 1$ data are shown with solid red lines with red triangles, the $n = 2$ data with orange solid lines and orange diamonds, and the $n = 3$ data with violet solid lines and violet circles.

For comparison, the figures also show data for the UGBS basis (horizontal black dashed line), as well as the un-(aug-)pc- n basis sets. In analogy to the (a)HGBS data, un-(aug-)pc-0 data are shown as the dashed blue horizontal line, the un-(aug-)pc-1 data as the dashed red horizontal line, the un-(aug-)pc-2 data as the dashed orange line, the un-(aug-)pc-3 data as the dashed violet line, and the un-(aug-)pc-4 data as the dashed green horizontal line. The HGBSP0- m , *i.e.*, HGBS- m data tend to agree with UGBS for large m in cases where UGBS is accurate; in other cases the HGBS- m data undercuts UGBS. In contrast to UGBS, the un-(aug-)pc- n sets are truncated for optimal balance between errors in atomic and polarization energies, due to which correspondences between HGBS and un-(aug-)pc- n data cannot be straightforwardly defined.

The results emphatically show the well-known impor-

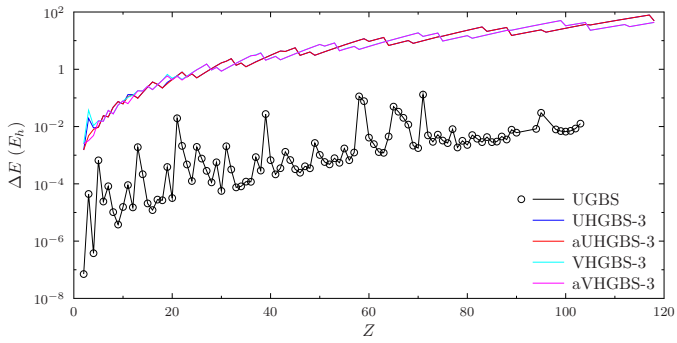
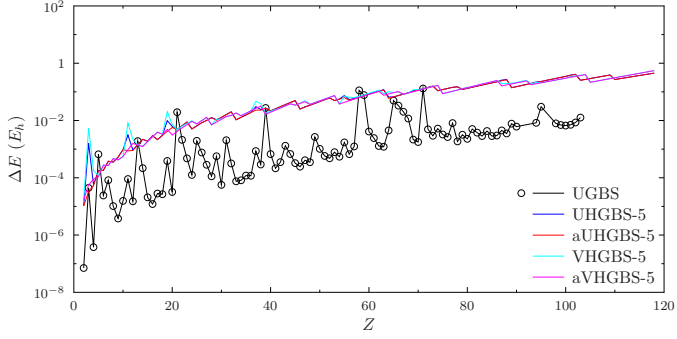
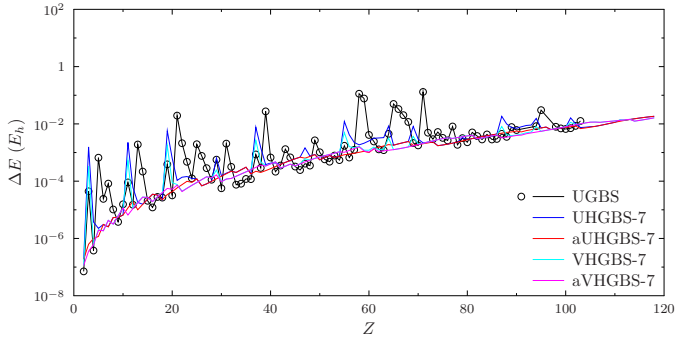
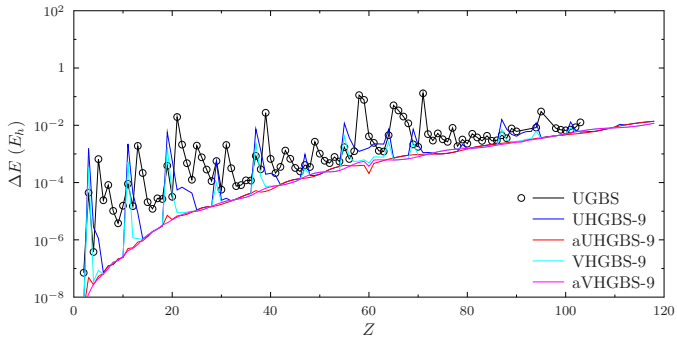
(a) $\epsilon = 10^{-3}$ (b) $\epsilon = 10^{-5}$ (c) $\epsilon = 10^{-7}$ (d) $\epsilon = 10^{-9}$

Figure 3: Truncation error in the total energy of neutral atoms at varying levels of the basis set expansion threshold ϵ with $\beta = \beta^{\text{UGBS}} \approx 1.96$.

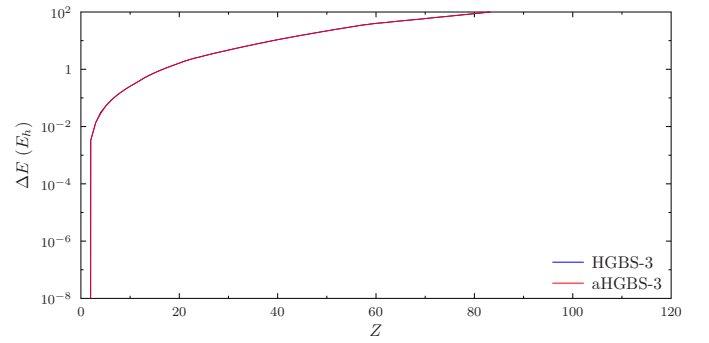
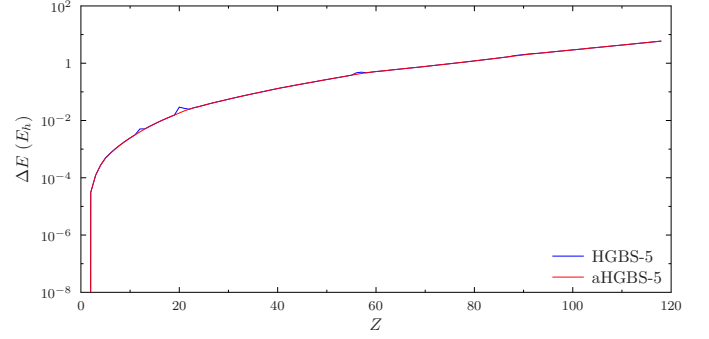
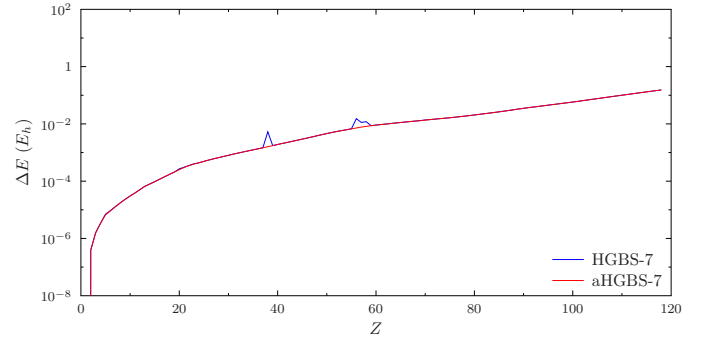
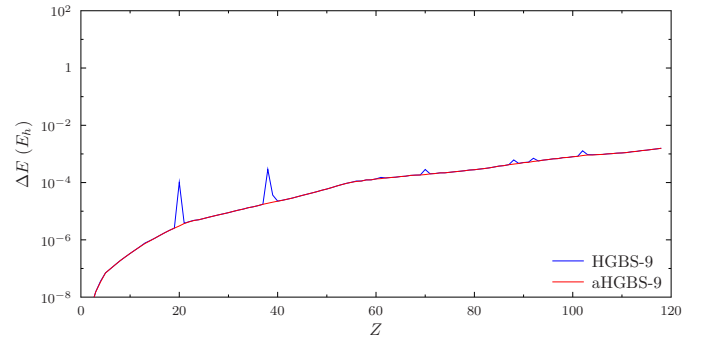
(a) $\epsilon = 10^{-3}$ (b) $\epsilon = 10^{-5}$ (c) $\epsilon = 10^{-7}$ (d) $\epsilon = 10^{-9}$

Figure 4: Truncation error in the total energy of atomic cations with energy-optimized sets for various thresholds ϵ .

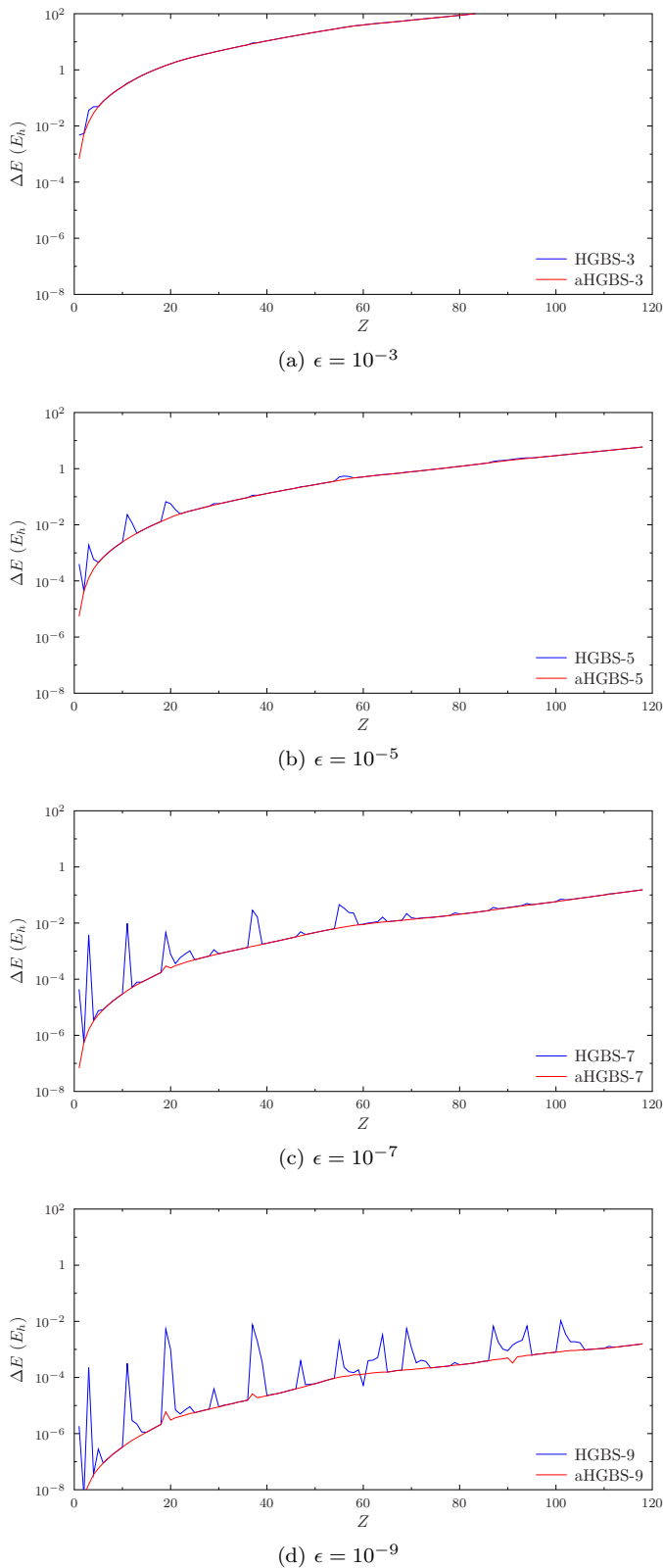


Figure 5: Truncation error in the total energy of neutral atoms with energy-optimized sets for various thresholds ϵ .

tance of polarization functions in molecular calculations. For instance, the atomization energy of SF_6 has an basis set truncation error of -275 kcal/mol in the UGBS basis, and -266 kcal/mol in the HGBS-9 basis, obviously making molecular calculations in such basis sets of little avail. The truncation error is drastically reduced by the addition of polarization shells, reducing to -10.47 kcal/mol in HGBSP1-9, to -0.998 kcal/mol in HGBSP2-9 and to -0.036 kcal/mol in HGBSP3-9. (For comparison, the truncation error for the atomization energy of SF_6 is 0.053 kcal/mol in un-pc-4 and 0.038 kcal/mol in un-aug-pc-4.)

2. Transition metal diatomics

The density functional calculations on main-group elements are supplemented with Hartree–Fock calculations on the transition metal diatomics ScN ($^1\Sigma$, $R = 1.687$ Å), NiC ($^1\Sigma$, $R = 1.631$ Å), CuCl ($^1\Sigma$, $R = 2.051$ Å), and ZnF ($^2\Sigma$, $R = 1.768$ Å), for which fully numerical reference values have been reported ref. 11; the calculation for ZnF was spin-unrestricted. Combining DFT data with Hartree–Fock is reasonable, as the basis set requirements of Hartree–Fock and density functional calculations are well-known to be similar. As an example, the convergence of the total energy of ZnF is shown in figure 8; the results for ScN , NiC , and CuCl are available in the supporting information. The legend in figure 8 is the same as in the plots of section III B 1; note, however, that the un-(aug-)pc-0 basis sets are not available for the transition metals. The results demonstrate that reliable total energies can be recovered also for transition metal complexes with the presently developed basis sets; already the (a)HGBS1P-9 basis set yields a lower total energy than the un-(aug-)pc-4 basis set.

IV. SUMMARY AND CONCLUSIONS

We have presented a way to form polarized Gaussian basis sets from first principles using only one-electron ions, and shown that they yield accurate electronic structures by (i) non-relativistic spin-restricted Hartree–Fock calculations with spherically averaged densities on the neutral atoms $1 \leq Z \leq 118$ and their cations, (ii) non-relativistic density-functional total and atomization energies on a set of 17 main-group molecules, as well as (iii) Hartree–Fock calculations on four first-row transition metal diatomics. As the method for generating the various angular momentum shells is unaware of what the basis set is used for, the method produces polarization and correlation shells in the same fashion as the shells that are occupied at the self-consistent field level of theory: in either case, the $l(l+1)/r^2$ kinetic energy barrier makes tight exponents less important in increasing l . Arguments from perturbation theory suggest that tighter exponents than those reproduced by the current method

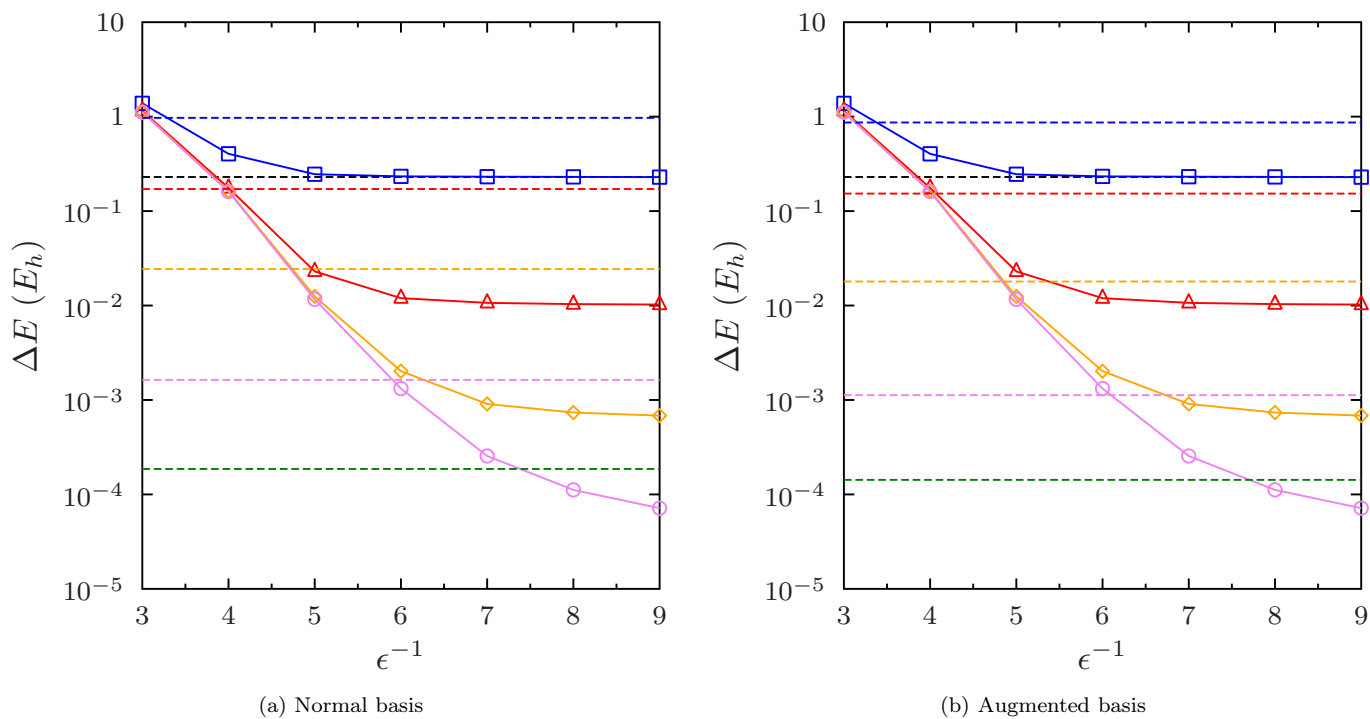


Figure 6: Truncation error in the total energy of SO_2 with energy-optimized sets for various thresholds ϵ . See main text for legend.

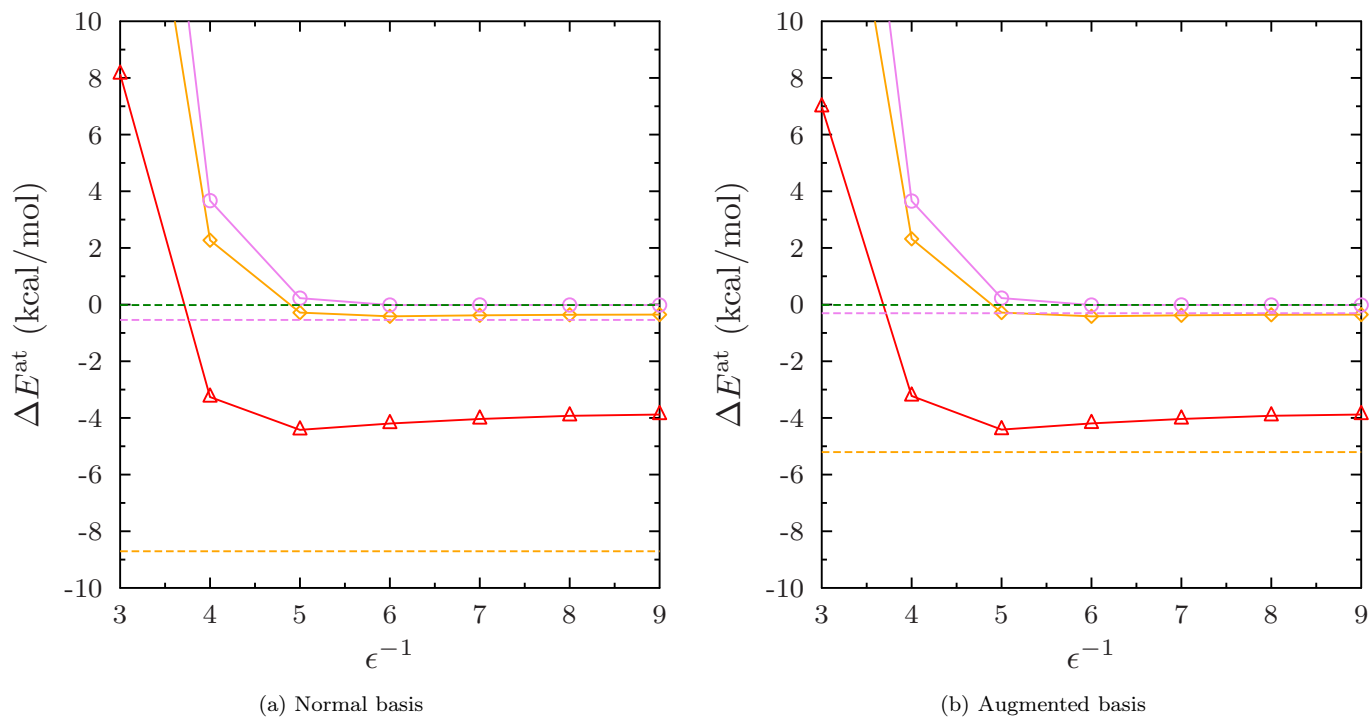


Figure 7: Truncation error in the atomization energy of SO_2 with energy-optimized sets for various thresholds ϵ . See main text for legend. The truncation error for the unpolarized $n = 0$ basis sets do not fit in the graph.

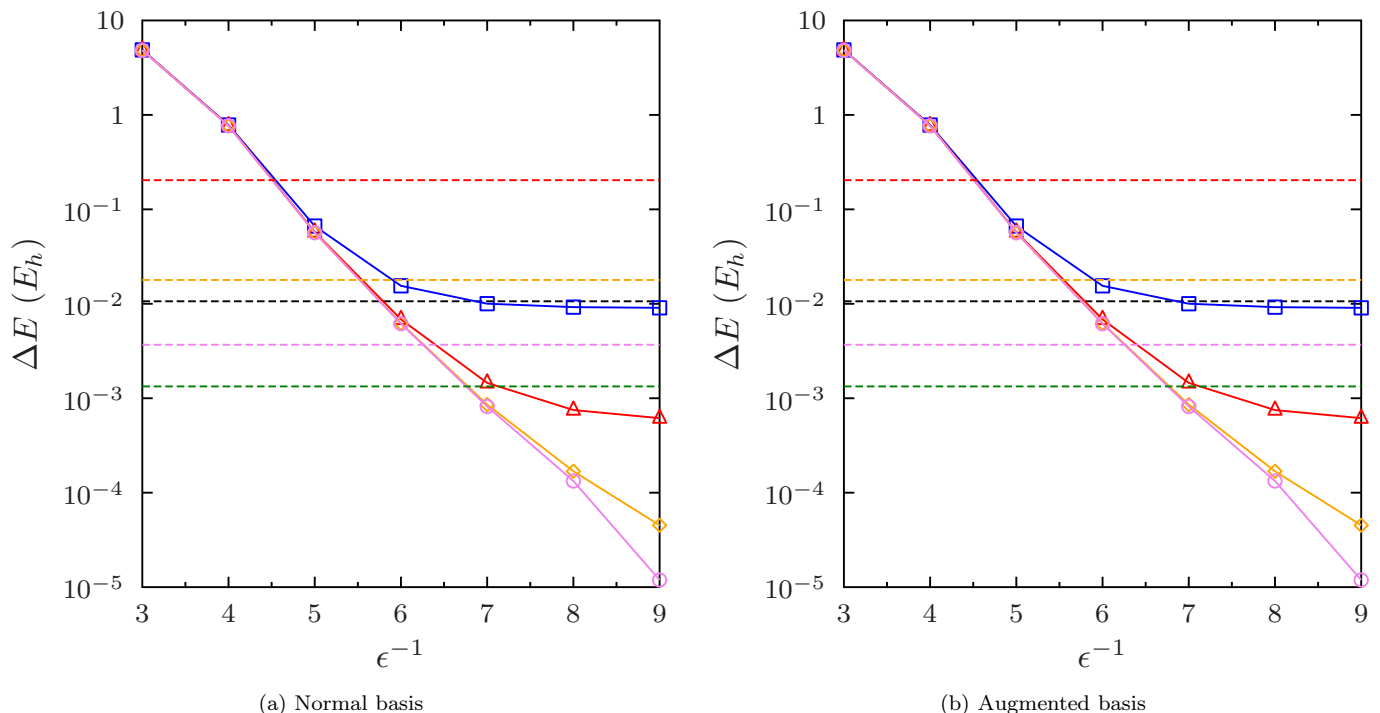


Figure 8: Truncation error in the total energy of ZnF with energy-optimized sets for various thresholds ϵ . See main text for legend.

are likely not important for the energy even at higher levels of theory.

Since screening effects are included only by the *ad hoc* requirement that the basis set is accurate for the one-electron ions that interpolate between the known asymptotics of the optimized effective potential—full nuclear charge at the nucleus and a $-1/r$ potential far away ($-0.5/r$ for the augmented sets)—the generated basis sets should work well for whatever purpose. The main drawback of the sets is that they likely contain unnecessarily many diffuse functions (especially at higher angular momentum) due to the neglect of electronic screening effects. However, even significant linear dependencies can be routinely handled with state-of-the-art approaches,^{34,43} and we have shown that the sets achieve the main goal of a simple way to generate basis sets that allow tractable approaches to the complete basis set limit.

Minor problems mostly related to the ns^1 alkali metals and alkaline metal cations and a select few other problematic cases were discovered with the hydrogenic basis sets. It was found that the outliers vanished upon augmentation of the basis set with diffuse functions, suggesting that the outermost electrons are moving in a potential weaker than $-1/r$.

Some large discrepancies were discovered in the atomic calculations with the UGBS basis set,¹³ culminating in a $0.192E_h$ truncation error for Th^+ . The UGBS has been parametrized for atomic multiconfigurational Hartree–Fock ground states, and thereby has no guarantee of

accuracy for other atomic states. Moreover, strictly speaking UGBS has not even been parametrized as a Gaussian basis set: ref. 13 employs a Griffin–Wheeler–Hill^{68,69} (GWH) integral formulation of the Hartree–Fock method,⁷⁰ in which the usual basis set expansion of equation (1) is replaced by an integral expression

$$\psi_i(\mathbf{r}) = \int C_i(\alpha)\chi(\mathbf{r};\alpha)d\alpha \quad (12)$$

and the unknown weight functions $C_i(\alpha)$ are finally solved at discrete grid-points α_j . However, as the grid points α_j are typically chosen evenly spaced in $\log \alpha$, this procedure appears to amount simply to the use of an integral-transform function basis set,⁷¹ that is, an even-tempered set of integrals of Gaussian functions instead of even-tempered Gaussians as the basis functions. Although the universal hydrogenic basis sets assessed in the present work employed the same even-tempered expansion as UGBS, the hydrogenic sets reproduced significantly smaller truncation errors than UGBS, even though the hydrogenic sets were not optimized for any particular atomic state.

Polarization functions are of the utmost importance for molecular applications. As UGBS has been employed in a variety of molecular calculations, we hope that the presently developed basis sets will allow better accuracy in benchmark calculations for molecules.

Although only non-relativistic theory has been considered in the present work, large non-relativistic basis

sets have been found to be useful also for relativistic calculations.⁷² However, basis sets optimized for the total angular momentum quantum number j are more efficient for heavy elements,⁷³ requiring relativistic basis set optimizations. The present scheme can be extended in a straightforward fashion to relativistic calculations with finite-size nuclei,⁷⁴ and could be used *e.g.* in studies across and beyond the established periodic table.⁷⁵

SUPPORTING INFORMATION

See the supporting information for the energy-optimized basis sets in NWChem and GAUSSIAN'94 formats, the full set of molecular data, as well as the plots for N₂, CO, F₂, C₂H₄, LiF, HF, H₂O, NH₃, CH₄, P₂, SiS, Cl₂, Na₂, AlF₃, PF₅, SF₆, ScN, NiC, CuCl, and ZnF.

ACKNOWLEDGMENTS

This work has been supported by the Academy of Finland (Suomen Akatemia) through project number 311149. Computational resources provided by CSC – It Center for Science Ltd (Espoo, Finland) and the Finnish Grid and Cloud Infrastructure (persistent identifier urn:nbn:fi:research-infras-2016072533) are gratefully acknowledged.

APPENDIX: COMPLETENESS-OPTIMIZED β

If necessary, the spacing β of the exponents can be derived from a completeness argument. Assuming an infinitely large even-tempered expansion $\alpha_i = \alpha_0 \beta^i$ with $\alpha_{\min} \rightarrow 0$ and $\beta \rightarrow 1$, the largest deviation from completeness $\Delta = 1 - Y(\alpha)$ will be at $\alpha = \alpha_0 \beta^{i+1/2}$. The value of β can then be fixed based on the maximal deviation from completeness Δ at the limit of an infinitely large even-tempered basis set. However, due to the l dependence of the overlap (see equation (4)), the values of β decrease monotonically in angular momentum,⁴⁷ leading to a tighter spacing of the exponents for increasing l . In contrast, the basis sets developed in the present work employ a fixed value of β for all angular momenta, as exploratory calculations suggested the gain in an angular momentum dependent β would be small.

REFERENCES

- S. Lehtola, "A review on non-relativistic, fully numerical electronic structure calculations on atoms and diatomic molecules," *Int. J. Quantum Chem.* **119**, e25968 (2019), arXiv:1902.01431.
- E. R. Davidson and D. Feller, "Basis set selection for molecular calculations," *Chem. Rev.* **86**, 681–696 (1986).
- F. Jensen, "Atomic orbital basis sets," *Wiley Interdiscip. Rev. Comput. Mol. Sci.* **3**, 273–295 (2013).
- J. G. Hill, "Gaussian basis sets for molecular applications," *Int. J. Quantum Chem.* **113**, 21–34 (2013).
- B. O. Roos, R. Lindh, P.-Å. Malmqvist, V. Veryazov, and P.-O. Widmark, "Main Group Atoms and Dimers Studied with a New Relativistic ANO Basis Set," *J. Phys. Chem. A* **108**, 2851–2858 (2004).
- P. Pollak and F. Weigend, "Segmented Contracted Error-Consistent Basis Sets of Double- and Triple- ζ Valence Quality for One- and Two-Component Relativistic All-Electron Calculations," *J. Chem. Theory Comput.* **13**, 3696–3705 (2017).
- J. P. Zobel, P.-O. Widmark, and V. Veryazov, "The ANO-R Basis Set," *J. Chem. Theory Comput.* **16**, 278–294 (2020).
- D. M. Silver and W. C. Nieuwpoort, "Universal atomic basis sets," *Chem. Phys. Lett.* **57**, 421–422 (1978).
- D. M. Silver, S. Wilson, and W. C. Nieuwpoort, "Universal basis sets and transferability of integrals," *Int. J. Quantum Chem.* **14**, 635–639 (1978).
- S. Lehtola, "Fully numerical Hartree–Fock and density functional calculations. I. Atoms," *Int. J. Quantum Chem.* **119**, e25945 (2019), arXiv:1810.11651.
- S. Lehtola, "Fully numerical Hartree–Fock and density functional calculations. II. Diatomic molecules," *Int. J. Quantum Chem.* **119**, e25944 (2019), arXiv:1810.11653.
- S. Lehtola, "Fully numerical calculations on atoms with fractional occupations and range-separated exchange functionals," *Phys. Rev. A* **101**, 012516 (2020), arXiv:1908.02528.
- E. V. R. de Castro and F. E. Jorge, "Accurate universal Gaussian basis set for all atoms of the Periodic Table," *J. Chem. Phys.* **108**, 5225 (1998).
- J. R. Mohallem and M. Trsic, "A universal Gaussian basis set for atoms Li through Ne based on a generator coordinate version of the Hartree–Fock equations," *J. Chem. Phys.* **86**, 5043 (1987).
- H. F. M. da Costa, M. Trsic, and J. R. Mohallem, "Universal gaussian and Slater-type basis sets for atoms He to Ar based on an integral version of the Hartree–Fock equations," *Mol. Phys.* **62**, 91–95 (1987).
- A. B. F. da Silva, H. F. M. da Costa, and M. Trsic, "Universal gaussian and Slater-type bases for atoms H to Xe based on the generator coordinate Hartree–Fock method," *Mol. Phys.* **68**, 433–445 (1989).
- F. E. Jorge, E. V. R. de Castro, and A. B. F. da Silva, "Accurate universal Gaussian basis set for hydrogen through lanthanum generated with the generator coordinate Hartree–Fock method," *Chem. Phys.* **216**, 317–321 (1997).
- F. E. Jorge, E. V. R. De Castro, and A. B. F. Da Silva, "A universal Gaussian basis set for atoms cerium through lawrencium generated with the generator coordinate Hartree–Fock method," *J. Comput. Chem.* **18**, 1565–1569 (1997).
- B. P. Pritchard, D. Altarawy, B. Didier, T. D. Gibson, and T. L. Windus, "New Basis Set Exchange: An Open, Up-to-Date Resource for the Molecular Sciences Community," *J. Chem. Inf. Model.* **59**, 4814–4820 (2019).
- T. A. Manz and D. S. Sholl, "Chemically Meaningful Atomic Charges That Reproduce the Electrostatic Potential in Periodic and Nonperiodic Materials," *J. Chem. Theory Comput.* **6**, 2455–2468 (2010).
- I. G. Ryabinkin, A. A. Kananenka, and V. N. Staroverov, "Accurate and Efficient Approximation to the Optimized Effective Potential for Exchange," *Phys. Rev. Lett.* **111**, 013001 (2013), arXiv:1306.3603.
- C. Kollmar and F. Neese, "The static response function in Kohn–Sham theory: An appropriate basis for its matrix representation in case of finite AO basis sets," *J. Chem. Phys.* **141**, 134106 (2014).
- S. V. Kohut, I. G. Ryabinkin, and V. N. Staroverov, "Hierarchy of model Kohn–Sham potentials for orbital-dependent functionals: A practical alternative to the optimized effective potential method," *J. Chem. Phys.* **140** (2014), 10.1063/1.4871500.
- A. P. Gaiduk, I. G. Ryabinkin, and V. N. Staroverov, "Modified Slater exchange potential with correct uniform electron gas

- limit,” *Can. J. Chem.* **93**, 91–97 (2015).
- ²⁵E. Ospadov and V. N. Staroverov, “Construction of Fermi Potentials from Electronic Wave Functions,” *J. Chem. Theory Comput.* **14**, 4246–4253 (2018).
- ²⁶B. Kanungo, P. M. Zimmerman, and V. Gavini, “Exact exchange-correlation potentials from ground-state electron densities,” *Nat. Commun.* **10**, 4497 (2019).
- ²⁷M. J. P. Hodgson, E. Kraissler, A. Schild, and E. K. U. Gross, “How Interatomic Steps in the Exact Kohn–Sham Potential Relate to Derivative Discontinuities of the Energy,” *J. Phys. Chem. Lett.* **8**, 5974–5980 (2017), arXiv:1706.00586.
- ²⁸E. Ospadov, J. Tao, V. N. Staroverov, and J. P. Perdew, “Visualizing atomic sizes and molecular shapes with the classical turning surface of the Kohn–Sham potential,” *Proc. Natl. Acad. Sci.* **115**, E11578–E11585 (2018).
- ²⁹F. Wang, G. Hong, and L. Li, “A simplified scheme for relativistic density functional computation in the zeroth-order regular approximation,” *Chem. Phys. Lett.* **316**, 318–323 (2000).
- ³⁰W. Deng, J. R. Cheeseman, and M. J. Frisch, “Calculation of Nuclear Spin-Spin Coupling Constants of Molecules with First and Second Row Atoms in Study of Basis Set Dependence,” *J. Chem. Theory Comput.* **2**, 1028–1037 (2006).
- ³¹R. Haunschuld and G. E. Scuseria, “Range-separated local hybrids,” *J. Chem. Phys.* **132**, 224106 (2010).
- ³²J. Carmona-Espíndola, J. L. Gázquez, A. Vela, and S. B. Trickey, “Generalized gradient approximation exchange energy functional with correct asymptotic behavior of the corresponding potential,” *J. Chem. Phys.* **142**, 054105 (2015).
- ³³T. M. Maier, Y. Ikabata, and H. Nakai, “Efficient Semi-Numerical Implementation of Relativistic Exact Exchange within the Infinite-Order Two-Component Method Using a Modified Chain-of-Spheres Method,” *J. Chem. Theory Comput.* **15**, 4745–4763 (2019).
- ³⁴S. Lehtola, “On the accurate reproduction of strongly repulsive interatomic potentials,” (2019), arXiv:1912.12624.
- ³⁵D. A. Pantazis and F. Neese, “All-Electron Scalar Relativistic Basis Sets for the Lanthanides,” *J. Chem. Theory Comput.* **5**, 2229–2238 (2009).
- ³⁶D. A. Pantazis and F. Neese, “All-Electron Scalar Relativistic Basis Sets for the Actinides,” *J. Chem. Theory Comput.* **7**, 677–684 (2011).
- ³⁷D. A. Pantazis and F. Neese, “All-electron scalar relativistic basis sets for the 6p elements,” *Theor. Chem. Acc.* **131**, 1292 (2012).
- ³⁸D. A. Pantazis and F. Neese, “All-electron basis sets for heavy elements,” *Wiley Interdiscip. Rev. Comput. Mol. Sci.* **4**, 363–374 (2014).
- ³⁹K. Kaufmann, W. Baumeister, and M. Jungen, “Universal Gaussian basis sets for an optimum representation of Rydberg and continuum wavefunctions,” *J. Phys. B At. Mol. Opt. Phys.* **22**, 2223–2240 (1989).
- ⁴⁰G. Malli, A. Da Silva, and Y. Ishikawa, “Universal Gaussian basis set for accurate ab initio relativistic Dirac–Fock calculations,” *Phys. Rev. A* **47**, 143–146 (1993).
- ⁴¹G. L. Malli, A. B. F. Da Silva, and Y. Ishikawa, “Highly accurate relativistic universal Gaussian basis set: Dirac–Fock–Coulomb calculations for atomic systems up to nobelium,” *J. Chem. Phys.* **101**, 6829 (1994).
- ⁴²R. L. A. Haiduke, L. G. M. De Macedo, and A. B. F. Da Silva, “An accurate relativistic universal Gaussian basis set for hydrogen through Nobelium without variational prolapse and to be used with both uniform sphere and Gaussian nucleus models,” *J. Comput. Chem.* **26**, 932–40 (2005).
- ⁴³S. Lehtola, “Curing basis set overcompleteness with pivoted Cholesky decompositions,” *J. Chem. Phys.* **151**, 241102 (2019), arXiv:1911.10372.
- ⁴⁴P. Hohenberg and W. Kohn, “Inhomogeneous Electron Gas,” *Phys. Rev.* **136**, B864–B871 (1964).
- ⁴⁵W. Kohn and L. J. Sham, “Self-Consistent Equations Including Exchange and Correlation Effects,” *Phys. Rev.* **140**, A1133–A1138 (1965).
- ⁴⁶P. Manninen and J. Vaara, “Systematic Gaussian basis-set limit using completeness-optimized primitive sets. A case for magnetic properties,” *J. Comput. Chem.* **27**, 434–45 (2006).
- ⁴⁷S. Lehtola, “Automatic algorithms for completeness-optimization of Gaussian basis sets,” *J. Comput. Chem.* **36**, 335–347 (2015).
- ⁴⁸S. Lehtola, “Assessment of Initial Guesses for Self-Consistent Field Calculations. Superposition of Atomic Potentials: Simple yet Efficient,” *J. Chem. Theory Comput.* **15**, 1593–1604 (2019), arXiv:1810.11659.
- ⁴⁹L. Maschio and B. Kirtman, “Coupled Perturbation Theory Approach to Dual Basis Sets for Molecules and Solids. I. General Theory and Application to Molecules,” *J. Chem. Theory Comput.* , acs.jctc.9b00922 (2019).
- ⁵⁰P.-O. Löwdin, “Quantum theory of cohesive properties of solids,” *Adv. Phys.* **5**, 1–171 (1956).
- ⁵¹F. Jensen, “The basis set convergence of the Hartree–Fock energy for H₂,” *J. Chem. Phys.* **110**, 6601 (1999).
- ⁵²V. Bakken and T. Helgaker, “The expansion of hydrogen states in Gaussian orbitals,” *Theor. Chem. Acc.* **112**, 124–134 (2004).
- ⁵³G. A. Petersson, S. Zhong, J. A. Montgomery, and M. J. Frisch, “On the optimization of Gaussian basis sets,” *J. Chem. Phys.* **118**, 1101 (2003).
- ⁵⁴F. Jensen, “The basis set convergence of the Hartree–Fock energy for H₃⁺, Li₂, and N₂,” *Theor. Chim. Acta* **104**, 484–490 (2000).
- ⁵⁵R. C. Raffanetti, “Even-tempered atomic orbitals. II. Atomic SCF wavefunctions in terms of even-tempered exponential bases,” *J. Chem. Phys.* **59**, 5936–5949 (1973).
- ⁵⁶I. Cherkes, S. Klaiman, and N. Moiseyev, “Spanning the Hilbert space with an even tempered Gaussian basis set,” *Int. J. Quantum Chem.* **109**, 2996–3002 (2009).
- ⁵⁷D. F. Feller and K. Ruedenberg, “Systematic approach to extended even-tempered orbital bases for atomic and molecular calculations,” *Theor. Chim. Acta* **52**, 231–251 (1979).
- ⁵⁸D. P. Chong, “Completeness profiles of one-electron basis sets,” *Can. J. Chem.* **73**, 79–83 (1995).
- ⁵⁹Q. Sun, T. C. Berkelbach, N. S. Blunt, G. H. Booth, S. Guo, Z. Li, J. Liu, J. D. McClain, E. R. Sayfutyarova, S. Sharma, S. Wouters, and G. K.-L. Chan, “PySCF: the Python-based simulations of chemistry framework,” *Wiley Interdiscip. Rev. Comput. Mol. Sci.* **8**, e1340 (2018), arXiv:1701.08223.
- ⁶⁰S. Lehtola, “ERKALE – HF/DFT from Hel,” (2018).
- ⁶¹J. Lehtola, M. Hakala, A. Sakko, and K. Hämäläinen, “ERKALE – A flexible program package for X-ray properties of atoms and molecules,” *J. Comput. Chem.* **33**, 1572–1585 (2012).
- ⁶²S. R. Jensen, S. Saha, J. A. Flores-Livas, W. Huhn, V. Blum, S. Goedecker, and L. Frediani, “The Elephant in the Room of Density Functional Theory Calculations,” *J. Phys. Chem. Lett.* **8**, 1449–1457 (2017), arXiv:1702.00957.
- ⁶³F. Jensen, “How Large is the Elephant in the Density Functional Theory Room?” *J. Phys. Chem. A* **121**, 6104–6107 (2017), arXiv:1704.08832.
- ⁶⁴D. Feller and D. A. Dixon, “Density Functional Theory and the Basis Set Truncation Problem with Correlation Consistent Basis Sets: Elephant in the Room or Mouse in the Closet?” *J. Phys. Chem. A* **122**, 2598–2603 (2018).
- ⁶⁵R. M. Parrish, L. A. Burns, D. G. A. Smith, A. C. Simmonett, A. E. DePrince, E. G. Hohenstein, U. Bozkaya, A. Y. Sokolov, R. Di Remigio, R. M. Richard, J. F. Gonthier, A. M. James, H. R. McAlexander, A. Kumar, M. Saitow, X. Wang, B. P. Pritchard, P. Verma, H. F. Schaefer, K. Patkowski, R. A. King, E. F. Valeev, F. A. Evangelista, J. M. Turney, T. D. Crawford, and C. D. Sherrill, “Psi4 1.1: An Open-Source Electronic Structure Program Emphasizing Automation, Advanced Libraries, and Interoperability,” *J. Chem. Theory Comput.* **13**, 3185–3197 (2017).
- ⁶⁶J. P. Perdew, K. Burke, and M. Ernzerhof, “Generalized Gradient Approximation Made Simple,” *Phys. Rev. Lett.* **77**, 3865–3868 (1996).
- ⁶⁷J. P. Perdew, K. Burke, and M. Ernzerhof, “Generalized Gradient Approximation Made Simple [Phys. Rev. Lett. 77, 3865

- (1996)],” *Phys. Rev. Lett.* **78**, 1396–1396 (1997).
- ⁶⁸D. L. Hill and J. A. Wheeler, “Nuclear Constitution and the Interpretation of Fission Phenomena,” *Phys. Rev.* **89**, 1102–1145 (1953).
- ⁶⁹J. J. Griffin and J. A. Wheeler, “Collective Motions in Nuclei by the Method of Generator Coordinates,” *Phys. Rev.* **108**, 311–327 (1957).
- ⁷⁰J. R. Mohallem, R. M. Dreizler, and M. Trsic, “A Griffin–Hill–Wheeler version of the Hartree–Fock equations,” *Int. J. Quantum Chem.* **30**, 45–55 (1986).
- ⁷¹R. L. Somarjai, “Integral transform functions. A new class of approximate wave functions,” *Chem. Phys. Lett.* **2**, 399–401 (1968).
- ⁷²O. Matsuoka and S. Huzinaga, “Relativistic well-tempered gaussian basis sets,” *Chem. Phys. Lett.* **140**, 567–571 (1987).
- ⁷³K. G. Dyall and K. Fægri, “Optimization of Gaussian basis sets for Dirac–Hartree–Fock calculations,” *Theor. Chim. Acta* **94**, 39–51 (1996).
- ⁷⁴Y. Ishikawa, R. Baretty, and R. C. Binning, “Relativistic Gaussian basis set calculations on one-electron ions with a nucleus of finite extent,” *Chem. Phys. Lett.* **121**, 130–133 (1985).
- ⁷⁵P. Pyykkö, “A suggested periodic table up to $Z \leq 172$, based on Dirac–Fock calculations on atoms and ions,” *Phys. Chem. Chem. Phys.* **13**, 161–168 (2011).