

On Interpretability of Artificial Neural Networks

Fenglei Fan, *Student Member, IEEE*, Jinjun Xiong and Ge Wang, *Fellow, IEEE*

Abstract—Deep learning has achieved great successes in many important areas to dealing with text, images, video, graphs, and so on. However, the black-box nature of deep artificial neural networks has become the primary obstacle to their public acceptance and wide popularity in critical applications such as diagnosis and therapy. Due to the huge potential of deep learning, interpreting neural networks has become one of the most critical research directions. In this paper, we systematically review recent studies in understanding the mechanism of neural networks and shed light on some future directions of interpretability research (This work is still in progress).

Index Terms—Deep learning, neural networks, interpretability.

I. INTRODUCTION

Deep learning (G. E. Hinton and R. R. Salakhutdinov, 2006) has become the mainstream methods in many important domains targeting common objects such as text (J. Devlin *et al.* 2018), images (G. Wang, 2016), videos (J. Oh *et al.*, 2015) and graphs (T. N. Kipf and M. Welling, 2016). However, deep learning works as the black box model in the sense that: although deep learning performs quite well in practice, it is difficult to explain its underlying mechanism and understand its behaviors. Questions are often asked how deep learning makes such prediction, why some features are favored over others by the model, what to change for the improved model performance, etc. Unfortunately, only very modest successes have been made to answer these questions. The lack of interpretability has become a main barrier of deep learning in its wide-spread applications. The regularizations of European Union were proposed in 2016 that individuals influenced by algorithms have the right to obtain explanation.

Despite the efforts in promoting interpretability of deep learning, a comprehensive review is overdue. Q. Zhang and S. C. Zhu (2018b) is only focused on the visual interpretability. The review by Chakraborty *et al.* (2018) is in-depth but limited in scope, in which only 49 references were cited. Du *et al.* (2018) and Gilpin *et al.* (2018) have similar weaknesses, only covering 40 papers and 87 papers respectively. Guidotti *et al.* (2019) and Adadi & Berrada (2018) provided comprehensive reviews on explaining black-box models instead of focusing on neural network methods. In addition, there are still several hallmark papers being missed in their survey such as the interpretation from the perspective of mathematics and physics, and so on. Arrieta *et al.* (2019) published an extensive review on explainable AI (XAI), which cites 426 papers and is very relevant to our review. In Arrieta *et al.* (2019), the concepts and taxonomies are clarified, and then challenges are identified. Interestingly, explainability is

discussed in various aspects. While this paper covers AI/ML in general, our review is focused on deep neural networks, uses our own perspectives, and suggest further studies on this interpretability issue. Specifically, we have also included important generative models, treat post-hoc interpretability and ad-hoc interpretability separately (since the former explains the existing models, and the latter constructs new models), and emphasizes the training of deep networks which is critical for successes of deep learning (Choromanska *et al.*, 2015). For convenience, we have arranged 145 papers on interpretability of neural networks in a unified framework to understand the models, understand the training process, construct interpretable models, and apply interpretation methods in the field of medicine. In contrast to Arrieta *et al.* (2019), our review is specific to deep networks and offers unique perspectives and insights, which are illustrated with customized examples and free codes both of which were prepared by us. Hence, our review should be a valuable addition to the literature.

Before we start our survey, let us first state three essential questions regarding interpretability: What interpretability means? Why interpretability is difficult? And how to make a good interpretation method? It deserves an attention that the first question has been well addressed in Lipton (2016), and we include their statements here for completeness. The second question was partially touched in Rudin (2019) and Lipton (2016), we incorporate those comments and complement them with our own views. Furthermore, we provide our own perspectives on the third question.

A. What interpretability means?

Although people frequently use the word of interpretability, many people do not consider the exact meaning of interpretability seriously, which partially accounts for why current interpretation methods are so diverse. For example, some researchers only focus on post-hoc explanations with models given a priori, while some focus only on the interplay mechanism between algorithmic machineries. Generally speaking, interpretability refers to the extent of human's ability to understand and reason the model. Based on the work by Lipton (2016), we summarize the implications of interpretability in the following aspects.

- *Simulatability* is considered as the understanding built over the entire model. In a good sense, we can understand the mechanism of the model on the top level in a unified theoretical framework, such as what was reported in Poggio and Girosi (1990), a class of radial function basis networks can be expressed by a solution to the approximation problem with a regularization term. In view of simulatability, the simpler the model is, the higher simulatability the model has. For example, the linear classifier or regressor is totally understandable. To enhance simulatability, we can change

This work was supported by IBM AI Horizon Scholarship.

Fenglei Fan and Ge Wang* (wanggg6@rpi.edu) are with Department of Biomedical Engineering, Rensselaer Polytechnic Institute, Troy, NY, USA. Asterisk indicates the corresponding author.

Jinjun Xiong is with IBM Thomas J. Watson Research Center, Yorktown Heights, NY, 10598, USA. (email: jinjun@us.ibm.com)

some facilities of the models or use some regularization techniques.

- *Decomposability* is to understand the model in terms of its components: neurons, layers, blocks and so on. Such a modularized analysis is quite popular: the inner working of a complicated system is factorized as a combination of functionalized modules. A myriad of engineering examples such as software development and optical system design have justified that the modularized analysis is effective. In machine learning, a decision tree is sort of a modularized method. Each node in a decision tree has a clear utility, the function of which is judging if a certain discriminative condition is satisfied or not. Modularizing a neural network is advantageous to the optimization of the network design since we know its role in the entire model.

- *Algorithmic Transparency* is to understand the training algorithm. The training of a support vector machine can be understood as searching the decision boundary with the largest margin. The landscape of the objective function of a neural network is highly non-convex. The fact that deep models do not have the unique solution in general hurts the model transparency. Nevertheless, it is intriguing that current stochastic learning descent (SGD)-based learning algorithms still perform efficiently and effectively. If we can understand why those algorithms work, deep learning research and translation will be accelerated.

Because many of our surveyed papers have multiple facets, it is difficult to associate them to simulatability or decomposability, therefore, we combine simulatability and decomposability in the Section II together as “Understanding models”, thereby Lipton (2016)’s three implications are compressed as two: understanding models and understanding training.

B. Why interpretability is difficult?

After we learn the implications of interpretability, a question is what leads to difficulty in obtaining the interpretability. This question was partially addressed by Rudin (2019) in terms of cost and data. Here, we complement her opinion from the aspects of human and algorithm. We think that the hurdles to interpretable neural networks come from four aspects: human, cost, data and algorithm.

- *Human*: Expertise is often insufficient in many applications. Nowadays, deep learning has been extensively used in tackling intricate problems, which even professionals are unable to comprehend adequately. What’s worse is that these problems are not barely seen, instead they are quite ubiquitous. Let’s talk about one typical example that our group proposed to use an artificial neural network to predict pseudo-random events in (F. Fan and G. Wang, 2018c). Specifically, we fed 100,000 binary sequential digits into the network to predict the 100,001th digit in the sequence. In our prediction, some of the highly complicated hidden relationship was learned to beat a purely random guess with a 3σ precision. Furthermore, we have conjectured that high sensitivity and efficiency of neural networks may help discriminate the fundamental differences between pseudo-randomness and real quantum randomness, equivalently testing the classic question: Does God play dice?

In this case, it is no wonder that interpretability for the neural networks will be missing, because even the most talented physicists know little about the essence of this problem, let alone to fully understand the predications of the neural network. In addition, it is commonly seen that some practitioners accept the outcome from deep learning without any doubt because they tend to believe that the powerful expressive ability of deep learning can decode hidden patterns from the data that were not realized before.

- *Cost*: In the commercial wise, there are strong motives for corporations to hide their models. First and foremost, companies profit from the black-box models. It is not a common practice that a company make money from totally transparent models (Rudin, 2019). Second, model opacity helps protect hard work from being reverse-engineered. An effective black box is ideal: customers being served can obtain satisfactory results while competitors are not able to steal their intellectual properties easily (Rudin, 2019). Third, interpretable models may cost too much in terms of financial, computational and other resources. Deep learning is an end-to-end method. Existing open-sourced superior models working as backbone are accessible to automatically construct a well-performed algorithm specific to a given task. However, generating reliable and consistent understanding to the behavior of the resultant model demands much more endeavors.

- *Data*: On the one hand, although we are in the big data era, it is often very hard to have high quality data such as structured data in many domains. What’s worse, data are heterogenous and messy. For example, in the project of predicting electricity grid failure (Rudin, 2019), the data base involves text documents, accounting data about electricity dating back to 1890s, and data from new manhole inspections. Highly heterogenous and complex data hamper not only the accuracy of deep learning but also the construction of interpretability. On the other hand, real-world data have the character of high dimensionality, which suppresses our reasoning ability. Unfortunately, dimensionality curse is so common, particularly in computer vision tasks. Given the MNIST image classification problem, the input image is of size $28 \times 28 = 784$. Hence the deep learning model tackling this problem has to learn an effective mapping of 784 variables. As far as the ImageNet benchmark is concerned, the number of input variables is incredibly $512 \times 512 \times 3 = 768432$.

- *Algorithm*: Deep learning is a kind of large-scale, highly nonlinear algorithms. Convolution, pooling, nonlinear activation, shortcuts and so on contribute to variability of neural networks. The number of trainable parameters of deep models can be on orders of million, ten million or even more. Compared to classical convex optimization problems, optimizing a deep learning model is a complex non-convex optimization problem, which is rather hard to comprehend. Despite that nonlinearity may not necessarily result in opacity (for example, a decision tree model is not linear but interpretable), in deep learning, a series of nonlinear operations indeed prevents us from understanding the inner working of neural networks. In addition, recursiveness is another troublemaker. A typical example is the chaos behavior resultant from nonlinear recursiveness. It is well-known that even simple and naïve recursive mathematic models can lead

to complicated dynamics (T. Y. Li and J. A. Yorke, 1975). In Van der Maas *et al.* (1990), it was found that there are chaotic behaviors such as bifurcations even in simple neural networks. In chaotic systems, tiny changes of initial input may lead to huge outcome differences. Clearly, intractable chaotic dynamics adds to the complexity of interpretation methods especially those sensitivity methods.

C. How to make a good interpretation method?

Another big issue of interpretation is the standard for a desired interpretability. Since the quantitative evaluation methods are still far from mature, we propose five general and well-defined rules-of-thumb, which are exactness, consistency, completeness, universality, and reward. Our rules-of-thumb are fine-grained and more focused on the characteristics of the interpretation methodology, different to that described in Doshi-Velez and Kim (2017): application-grounded, human-grounded, and function-grounded.

- *Exactness*: Exactness means how accurate an interpretation method is. Is it just limited to a phenomenon description or with deep quantitative analysis? Generally, quantitative interpretation methods are more accurate than qualitative counterparts. For example, an attention map provides a direct impression on the area attended by a neural network, but it falls short of offering inner-working details due to its lack of rigorous mathematical justification.

- *Consistency*: Consistency means that there is no contradict in the explanation. For multiple similar samples, a fair interpretation should produce consistent answers. In addition, the interpretation methods are supposed to conform to the predictions of an original model. For example, the proxy-based methods are evaluated based on how closely it replicates the original model.

- *Completeness*: Mathematically, a neural network is to learn a mapping that best fits data. The interpretation methods should show effectiveness in the maximal space that supports the neural network. In other words, one explanation method is considered as suboptimal if it is only effective for a limited number of data instances and data types.

- *Universality*: With the rapid developments of deep learning, the deep learning armory has been considerably enriched over the past years. Extremely diverse deep learning models play important roles in a wide spectrum of applications. Sweet spot is where we could develop a universal interpreter that can decipher different models, thereby saving labors and time. However, deriving a universal interpreter is technically challenging. For example, an autoencoder is significantly different from a residual neural network. It is easily imagined that how hard it is to obtain a unified interpretation for these two models.

- *Reward*: What are gains from enhanced understanding of neural networks? In addition to the trust from practitioners and users, the fruits of interpretability can be insights into the optimization of the network design/training, etc. As we know, due to the black-box nature, using neural networks is basically a trial-and-error process aided with disorganized sometimes contradictory intuitions. A thorough understanding of deep learning is instrumental to the research and development of

neural networks, then the pain of applying them will be much alleviated.

In summary, our contributions are three-folds: (1) we proposed five rules-of-thumb of good interpretability; (2) we proposed our taxonomy of interpretability for our review; (3) we conducted independent evaluation for many interpretability results, as shown in Figure 3, 5, 6, 7, 9, 10, 15 and 16.

II. A SURVEY ON INTERPRETATION METHODS

In this section, we first present our taxonomy. We used the “interpretability deep learning” in the abstract search throughout a comprehensive research data platform [dimension.ai](https://www.dimensions.ai) on 16:00 Beijing Time, August 24, 2019. Since we are more interested in recent studies, the time range was restricted to 2006-2019 because the renaissance of “deep learning” started from 2006. The numbers of these publications are plotted in Figure 1, which clearly shows the exponential trend in this field. With the survey, our motive is to cover as many important papers as possible, thus we do not limit ourselves any further within [dimension.ai](https://www.dimensions.ai) when searching relevant papers. We searched “Interpretation methods/Deep learning” and “Interpretation methods/Neural Networks” in Google Scholar, Web of Science, PubMed and IEEE Xplore.

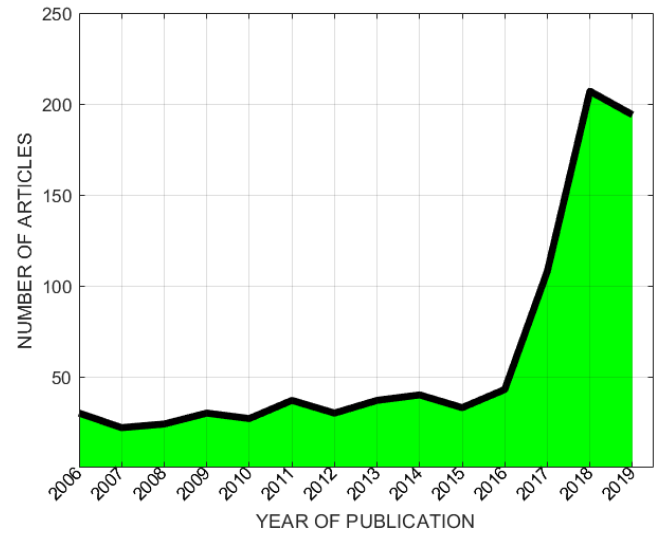


Figure 1. Exponential increase of the papers on interpretability.

Our taxonomy is based on our surveyed papers and previous taxonomies, as shown in Figure 2. Following the implications of interpretability, we first classify the 145 surveyed papers into “understanding models”, “understanding training”, and “constructing interpretable models”. The class of “understanding the models” is further classified into Feature Analysis, Model Inspection, Saliency, Proxy, Advanced Math/Physics, Explaining-By-Case and Explaining-By-Text methods respectively. Among them, Saliency and Proxy methods are quite common, i. e., they were adopted in (Gilpin *et al.* 2018) and (Adadi & Berrada, 2018). Explaining-By-Case and Explaining-By-Text methods were also seen in Lipton (2016). Feature Analysis ((Erhan *et al.*, 2009) and Model Inspection (Koh and Liang, 2017) methods summarize rather diversified papers from visualization to statistical

methods. Another class we have added was missed in existing reviews is Advanced Math/Physics methods. We argue that this class is rather essential given that there has been a good number of papers in this flavor and the incorporation of math/physics is critical in placing deep learning on solid foundation.

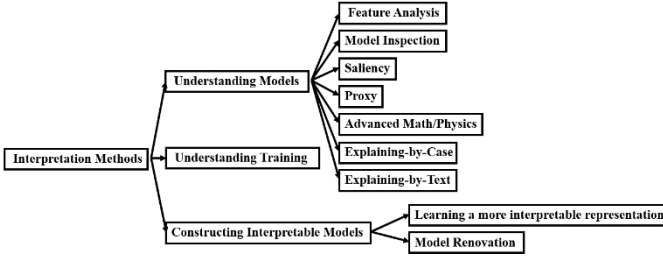


Figure 2. Taxonomy we used for this survey.

We would like to underscore that some classes of these seven classes do overlap, depending on the angle of how you view them. For example, LIME (Ribeiro, Singh & Guestrin, 2016) method here is put into Proxy Methods due to its local perturbation nature, however, it can be also put into the Saliency Method as it can also form the saliency map.

A. Understanding models

1) Feature Analysis Methods focus on the features of neural networks, in hope to dig information out from the model. Inverting-based methods (Dosovitskiy & Brox, 2016; Mahendran & Vedaldi, 2015; Zeiler & Fergus, 2014; Springenberg, Dosovitskiy, Brox & Riedmiller, 2014) crack the representation of neural networks by inverting feature maps into synthesized images. For example, Mahendran & Vedaldi (2015) assumed a representation of a neural network Ω_0 for an input image x_0 was modeled as $\Omega_0 = \Omega(x_0)$, where Ω is the neural network mapping, usually not invertible. Then, the problem was formulated as finding the image x^* whose neural network representation best matches Ω_0 . In analogue to solving an inverse problem, x^* was derived by minimizing: $\arg \min_x \|\Omega(x) - \Omega_0\|^2 + \lambda R(x)$, where $R(x)$ is the regularization term representing prior knowledge. The goal is to reveal the loss of information by comparing the differences between the inverted image x^* and the original one. Dosovitskiy *et al.* (2015) directly trained an up-convolutional network to invert features in lower layers and higher layers to images. It was found that the contours and colors can still be reconstructed even from higher layer features. Zeiler *et al.* (2014) designed a deconv network paired with the original network to map the convnet activations back to the input space. The deconvnet was attached to each layer of the convnet where an unpooling layer was realized by using locations of maxima, rectification was realized by setting the negative gradient values to zero, and deconvolution layers using transposed filters. As a variant of Zeiler *et al.* (2014), Springenberg *et al.* (2014) designed a guided backpropagation mechanism to obtain a sharper and more accurate inverted map, which put the zero value at the locations whose top gradients or bottom data values were negative in the backward rectification. Activation maximization methods (Erhan *et al.*, 2009; Nguyen *et al.*, 2016; Nguyen *et al.*, 2017; Simonyan *et al.*, 2013; Szegedy *et al.*, 2013) devoted to synthesizing images that maximize the activation of the neural network or the neurons of interest. The resulting images are recently referred as “deep dreams” as these can be regarded as the dream images of neural networks.

al., 2013; Szegedy *et al.*, 2013) devoted to synthesizing images that maximize the activation of the neural network or the neurons of interest. The resulting images are recently referred as “deep dreams” as these can be regarded as the dream images of neural networks.

In Yosinski, *et al.* (2018), Y. Li *et al.* (2016), Girshick *et al.* (2014), B. Zhou *et al.* (2018); Bau *et al.* (2016); Karpathy *et al.* (2015b), it was pointed out that more information about the deep model can be extracted from features of each neuron. Yosinski *et al.* (2018) straightforwardly plotted the activation values of the neurons in each layer with respect to different images or videos. Y. Li *et al.* (2016) computed the correlation of activations between different initializations to investigate if the neural network will learn similar representation when randomly initialized. Girshick *et al.* (2014) sorted the different region proposals based on the strength of their activations and then displayed the top-scoring regions as the important regions for the networks. To investigate the size and shape of receptive field (RF) of a given input, B. Zhou *et al.* (2018) first selected first K images that have high activation values and then constructed 5,000 occluded images for each of K images based on the original image and then fed them into the neural network to observe the changes in activation values for a given unit. The large discrepancy signals important patches, which allows to build the discrepancy map for each image. Finally, the discrepancy map of each of K images were re-centered and averaged to generate final RF. Bau *et al.* (2016) compared the low-resolution activation map to the binary segmentation map and defined the overlap area as an interpretability measure. Karpathy *et al.* (2015b) defined the gate in LSTM to be left or right saturated if its activation value is less than 0.1 or more than 0.9. In this regard, the number of gates that are often right saturated corresponds to cells that can remember their values over a long period. Q. Zhang *et al.* (2018a) dissected the feature relations in the networks, with the premise that each filter can be activated by different part patterns. They constructed an explanatory graphical model to describe the hierarchy knowledge of features, with each node for a partial pattern and the edge between neighboring layers for a co-activation relation. The results of meta-classifiers will clearly indicate how an instance is mis-classified or correctly classified.

As a side note, the limits of feature analysis methods are that they can only provide qualitative and superficial explanations.




Figure 3. Based on influence function, two harmful images that have the same label with the test image are presented.

2) Model Inspection Methods use different ways including statistics to decipher the mechanism of neural. Now, let’s first look at some statistical methods. Koh and Liang (2017) applied the widespread concept of the influence function in statistics to address the following issue: given one prediction

for one sample, does other samples in the training dataset have positive effect or negative effect on that prediction? This analysis can also help identify mis-annotated labels and outliers existing in the data. Partial dependence plot (PDP) and individual condition expectation (ICE) (Friedman, 2001; Hooker, 2004; Goldstein, Kapelner, Bleich & Pitkin, 2015) are statistical tools to visualize the dependence between the responsible and the predictive variables. To compute the PDP, suppose there are p input variables and let $S, C \subseteq \{1, 2, \dots, p\}$ be two complementary sets, S is the set you will fix when computing PDP, while C is the set whose variables are what you will integrate. then the PDP for x_S is defined by $f_S = \int f(x_S, x_C) dP(x_C)$, where f is the model and $dP(x_C)$ is the probability mass of x_C . Compared with PDP, the definition of ICE is straightforward. The ICE curve at x_S is obtained by fixing x_C and varying x_S . PDP and ICE are model-agnostic methods and can be utilized in any learning machine.

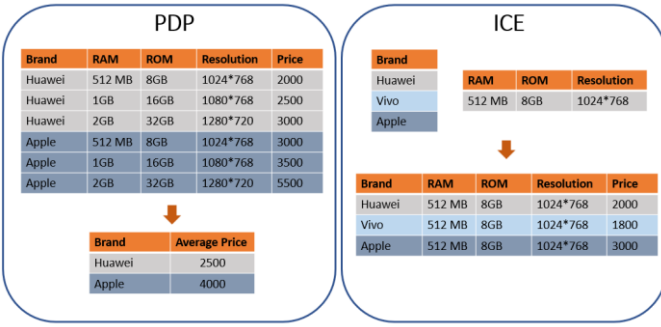


Figure 4. Toy examples illustrating the definitions of PDP and ICE respectively. On the left, to measure the impact of brand on the price with PDP, we fix the brand and compute the average of prices as other factors changes, resulting that the PDP of “Huawei” is 2500 and the PDP of Apple is 4000. On the right, ICE regarding brands “Huawei”, “Vivo” and “Apple” are computed by varying brands and fixing other factors.

P. Zhang *et al.* (2014), Bansal *et al.* (2014), Lakkaraju *et al.* (2017) and Q. Zhang *et al.* (2018c) worked on the detection of failures or biases in a neural network. P. Zhang *et al.* (2014) and Bansal *et al.* (2014) developed the algorithms to identify when a neural network actually fails to provide any prediction and instead gives a warning something like “I cannot make a sound prediction for this input” as an extra output of the system. Lakkaraju *et al.* (2017) proposed a two-step partition and explore-exploit strategy to recognize those mislabeled instances but with high predictive scores by neural networks, therein two basic speculations were proposed: the first is that mislabeling an instance with high confidence is due to the systematic biases instead of random perturbation; and the second is that each failed example is representative and informative enough. To discover representation biases, Q. Zhang *et al.* (2018c) utilized ground-truth relationships among attributes according to human’s common knowledge (king-queen vs husband-wife) to examine if the mined attribute relationships by neural networks well fit the ground truth.

X. Liu *et al.* (2018) used meta-learning to transcribe the decision process in CNN, where a two-level clustering algorithm and a random forest algorithm were built to create meta-data based on CNN features, and then the meta-data was used for the training of meta-classifiers (a decision tree). Y. Wang *et al.* (2018) demystified a network by identifying

critical data routing paths. Specifically, a gate control scalar λ_k was multiplied to the k^{th} layer’s output channel, and the problem of finding the control gate is formulated as searching $\lambda_1, \dots, \lambda_K$ in the optimization problem:

$$\arg \min_{\lambda_1, \dots, \lambda_K} d(f_\theta(x), f_\theta(x; \lambda_1, \dots, \lambda_K)) + \gamma \sum_k ||\lambda_k||_1,$$

where f_θ is the mapping represented by the neural network that parameterized by θ . $d(\cdot, \cdot)$ denotes a distance measure, γ is a constant controlling the trade-off between the loss and regularizer, and $||\cdot||_1$ is the l_1 norm meaning that λ_k should be sparse. The learned control gates are supposed to make the consistent prediction with the original model. Kim *et al.* (2017) developed the concept activated vector (CAV) that can quantitatively measure the sensitivity of the concept C with respect to the model in three steps: the first step is that a user specifies a set of samples, denoted as P_C , that represents the concept and other random samples. Then the CAV is defined as the normal to a hyperplane that separated samples with and without the defined concept. To this end, a binary linear classifier is trained to distinguish between the layer activations stimulated by two sets of samples: $\{f_l(x): x \in P_C\}$ and $\{f_l(x): x \notin P_C\}$, where $f_l(x)$ is the layer activation at l^{th} layer. The third step is to use the CAV to calculate the sensitivity for a concept C in layer l as the directional derivatives:

$$S_{C,k,l} = \lim_{\epsilon \rightarrow 0} \frac{h_{l,k}(f_l(x) + \epsilon v_C^l) - h_{l,k}(f_l(x))}{\epsilon},$$

where $h_{l,k}$ denotes the logits of the trained binary linear classifier for the output class k calculated by the layer activation $f_l(x)$.

Please note that compared with Feature Analysis methods, Model Inspection methods are technically more accountable because analytical tools are directly involved for the analysis.

3) **Saliency Methods** show which part of images or which attribute of input data is most relevant to the prediction or latent representations of the model, which are different with Feature Analysis methods that focus on representations/activations of the networks. Then, human inspection is involved to judge if the feature attribution map is plausible. A good example to justify the utility of a saliency map is how a model successfully predicts the “polar bear” instances. If the polar bear always appears in the picture coupled with snow or ice, the model may misuse the information of snow to make inference rather than the features pertaining to the polar bear. By looking at saliency maps, we know what is most correlated with the predictions of a neural network. There is a plethora of means that can be used to obtain saliency maps. A naïve approach is to take advantage of the change of prediction when removing one feature to probe the importance of the corresponding feature (Robnik-Šikonja & Kononenko, 2008; Kádár *et al.*, 2017; Zintgraf *et al.*, 2017; J. Li *et al.*, 2016; Adler *et al.*, 2018). For example, Kádár *et al.* (2017) utilized this idea to investigate if RNN assigns appropriate weights to tokens based on their grammatical functions and positions. Adler *et al.* (2018) proposed to measure in an indirect influence for the case of correlated inputs. For example, in a house loan decision system, race

should not be a factor for decision-making. However solely cancelling the “race” factor is not sufficient because some remaining factors such as “zipcode” are highly related with “race”. Furthermore, Shapley value that stems from cooperative game theory was used in Casalicchio *et al.* (2018); Datta *et al.* (2016); Lipovetsky and Conklin (2001); Ancona *et al.* (2019). Mathematically, Shapley value of the model v with respect to the feature i is defined as

$$\text{Shapley}_i(v) = \sum_{S \subseteq P \setminus \{i\}, |S|=s} \frac{(N-s-1)!s!}{N!} (v(S \cup \{i\}) - v(S)),$$

where P is a finite set of N features and the model v maps each subset $S \subseteq P$ of players to real numbers. $\text{Shapley}_i(v)$ quantifies the individual contribution of feature i to the results $v(P)$. Given the prohibitive computational cost incurred by combinatorial explosion, to exactly compute the Shapley value, Ancona *et al.* (2019) proposed a novel and polynomial-time approximation of Shapley values, which computes the expected value of a random coalition rather than enumerating each of them.

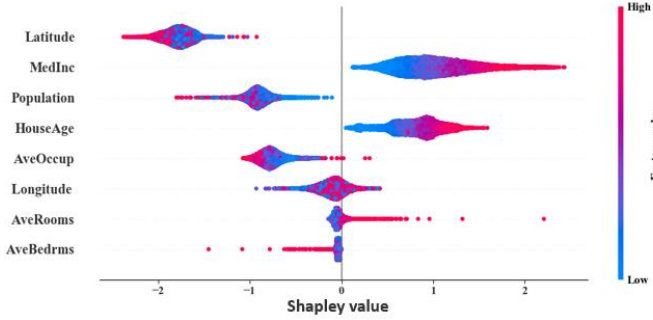


Figure 5. Positive Shapley value indicates a positive impact on the model output. Shapley value analysis shows that the model is biased because the house age has the positive Shapley value on the house price, which goes against with our experience that the larger the house age is, the lower the house price is.

Instead of removing one or more features, researchers also resorted to gradients. Baehrens *et al.* (2010) defined the importance measure in terms of the gradient: $\zeta(x_0) = \frac{\partial}{\partial x} P(Y \neq g(x) | X = x) |_{x=x_0}$, where Y is the ground truth label, and g is the function represented by the trained learning machine including the network. The vector $\zeta(x_0)$ defined the direction that deviates from the corresponding class, which reveals the local information of g . Simonyan *et al.* (2013), Smilkov *et al.* (2017), Sundararajan *et al.* (2017) and Singla *et al.* (2019) followed the idea of using gradients with respect to the input to sense the saliency. Simonyan *et al.* (2013) calculated the first-order expansion of the class score function with respect to image pixels, by which the first-order coefficients form the saliency map specific to the class. Smilkov *et al.* (2017) demonstrated that despite the gradients as the saliency map show the correlation between attributes/regions and labels, typically they are rather noisy. To remove noise, they proposed “SmoothGrad” $\widehat{M}_c(x) = \frac{1}{n} \sum_{i=1}^n M_c(x + N(0, \sigma^2))$, where M_c is the raw gradient map for some class c . $N(0, \sigma^2)$ is the Gaussian noise. Basically, $\widehat{M}_c(x)$ is a smoothed version of the raw gradients with Gaussian noise. Sundararajan *et al.* (2017) set two fundamental requirements for the saliency methods: (sensitivity) if only one feature is different between the input and the baseline, then the

differing feature should be credited by a non-zero attribution; (implementation invariance) the attributions for the same feature in two functionally equivalent networks are supposed to be identical. By noticing that earlier gradient-based saliency methods fell short of fulfilling the above two requirements, they suggested integrated gradients formulated as $(x_i - x'_i) \int_0^1 \frac{\partial F(x' + \alpha(x - x'))}{\partial x_i} d\alpha$, where $F(\cdot)$ is a neural network mapping, $\mathbf{x} = (x_1, x_2, \dots, x_N)$ is an input and $\mathbf{x}' = (x'_1, x'_2, \dots, x'_N)$ is the baseline satisfying $\frac{\partial}{\partial x} F(x') = 0$. In practice, the integral can be transformed into a summation $(x_i - x'_i) \times \sum_{k=1}^m \frac{\partial F(x' + \alpha_k(x - x'))}{\partial x_i} \times \frac{1}{m}$, where m is the number of steps in the approximation of the integral.


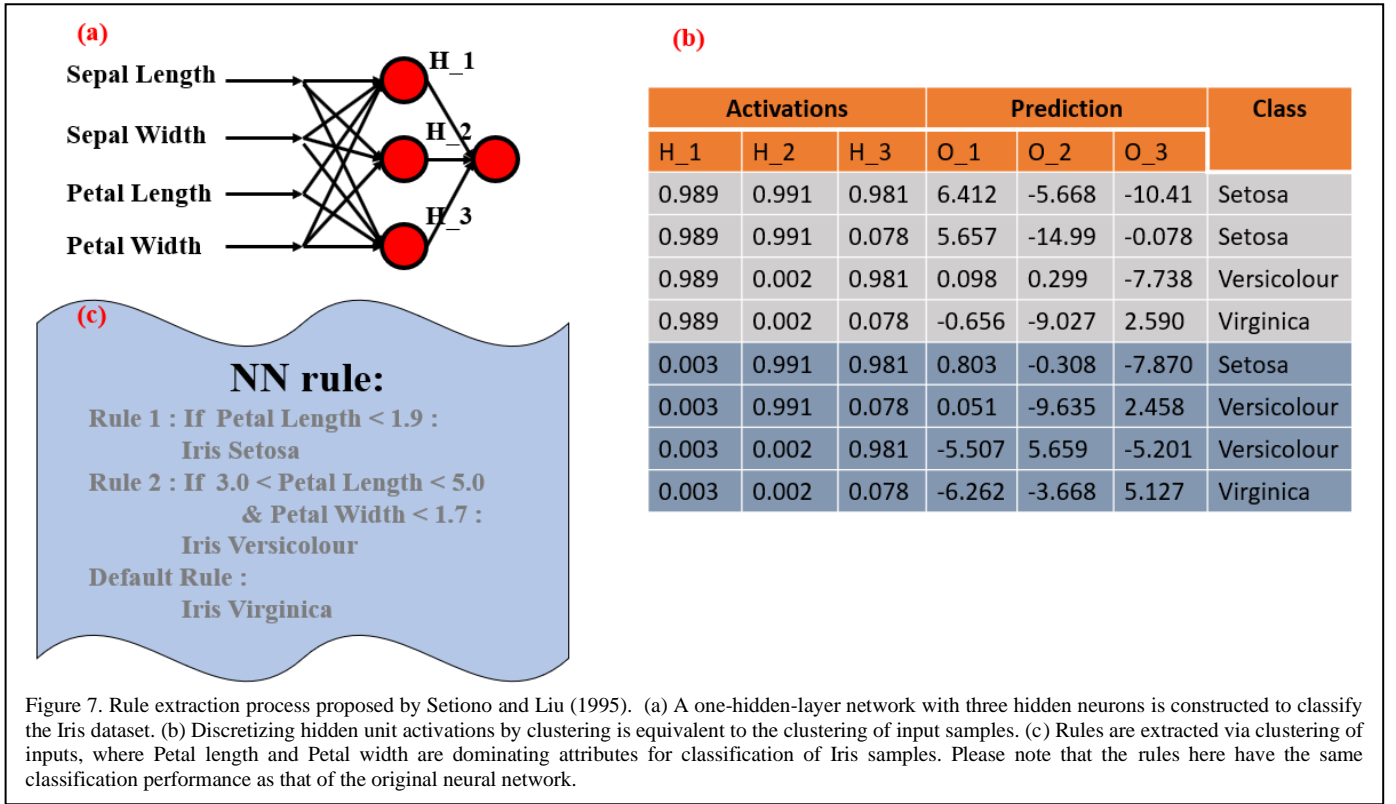


Figure 6. Interpreting a LeNet-5-like network by Raw Gradient, SmoothGrad, Integrated Gradient and Deep Taylor methods. It is seen that Integrated Gradient and Deep Taylor methods have sharper and less noisy gradients map.

Figure 6 showcases the evaluation of Raw Gradient, SmoothGrad, IntegratedGrad and Deep Taylor methods with a LeNet-5-like network. Among them, IntegratedGrad and Deep Taylor methods perform superbly on five digits. Besides the first-order gradient-based saliency methods, Singla *et al.* (2019) proposed the saliency map using second-order approximations. The closed-form curvature of loss of ReLU networks was calculated and it was proved that when predictive probability is large and the number of classes is large, the first-order saliency map and second-order saliency map are close.

Bach *et al.* (2015) proposed layer-wise relevance propagation (LRP) to compute the relevance of one attribute to the prediction by assuming the prediction function $f(\mathbf{x})$ can be decomposed as the sum of pixel-wise relevance R_p^l . Thus, $f(\mathbf{x}) = \sum_p R_p^l$. Given a feed-forward neural network, the pixel-wise relevance score R_p^1 of input is derived by



calculating $R_i^l = \sum_j \frac{z_{ij}}{\sum_l z_{il}^l} R_j^{l+1}$ backwards, with $z_{ij} = x_i^l w_{ij}^{(l,l+1)}$, where i is the index of the i^{th} neuron and l is the layer index. Furthermore, Arras *et al.* (2017) extended LRP to RNN for sentiment analysis. Montavon *et al.* (2017) employed deep Taylor decomposition to engender a heatmap for the input instead of only considering gradients. Suppose \hat{x} is a well-chosen root for a function $f(x)$, because $f(x)$ can be decomposed as $f(x) = f(\hat{x}) + \left(\frac{\partial f}{\partial x} \Big|_{x=\hat{x}}\right)^T \cdot (x - \hat{x}) + \epsilon = 0 + \sum_p \frac{\partial f}{\partial x_p} \Big|_{x=\hat{x}} (x_p - \hat{x}_p) + \epsilon$, where ϵ is high-order terms. Then the $R_p = \frac{\partial f}{\partial x_p} \Big|_{x=\hat{x}} (x_p - \hat{x}_p)$. Inspired by the fact that even though a neuron is not fired, it is still likely to contain useful information, Shrikumar *et al.* (2016) proposed *DeepLIFT* to compute the activation of each neuron to its reference neuron and then backpropagate the difference to the image space. Lundberg and Lee (2017) utilized the aforementioned Shapley value as a unified measure of feature importance, which enjoys desirable properties of local accuracy, missingness and consistency.

Kindermans *et al.* (2017) deployed a toy linear model to point out that the noise signal plays an unignorable role in distracting the model fitting. Then they proposed the so-called PatternNet that steers the direction of gradients for more accurate and sharper saliency maps. Ross *et al.* (2017) defined a new loss term $\sum_i \left(A_i \frac{\partial}{\partial x_i} \sum_{k=1}^K \log(\hat{y}_k) \right)^2$, where i is the i^{th} pixel, A_i is the binary mask indicating if the i^{th} pixel is related to the prediction and K is the number of class, to penalize the sharpness of gradient in the optimization and derive a clearer interpretation boundary. In addition to the above presented

methods, there are other non-gradient methods to obtain saliency maps as well. Zhou *et al.* (2014) and Selvaraju *et al.* (2017) utilized global average pooling before a fully connected layer to derive class activation maps (CAM) as the discriminative area. In addition, some weakly supervised learning methods such as Oquab *et al.* (2015) and Niu *et al.* (2018), with the goal of segmenting the objects from images just by the object labels, indirectly obtained discriminative areas as well. Despite interpretability is not their initial motivation, their segmentation results indirectly achieved interpretability regarding a class. Dabkowski and Gal (2017) defined the smallest sufficient region that allows a confident classification and the smallest destroying region that when removed, will prevent a confident prediction. Then, a saliency mask was searched to reflect both the smallest sufficient region and smallest destroying region. Guan *et al.* (2019) proposed to use mutual-information measure to quantify the association between inputs and latent representations of a deep model for natural language processing, which is coherent and general. Due to the difficulty in computing the mutual information directly, they approximated the mutual information measure by perturbation with a known distribution.

In brief, Saliency Methods are useful in understanding the relationship between the network's prediction and the input attributes but they do not directly unlock the mechanism of a network by which it produces its prediction.

4) **Proxy Methods** construct a simpler and more interpretable proxies for a trained large, complex and black-box deep learning system. Roughly, there are three ways to prototype proxies. The first one is direct extraction. The gist of direct extraction is to construct a new interpretable model such as a

decision tree as a rule-based system directly from the trained model. For this purpose, the partition of the input space is the key. To construct such a decision tree, Krishnan *et al.* (1999) developed a genetic algorithm to query a trained network and obtain prototypes, then a small subset of the prototypes was derived to extract a decision tree. Yang *et al.* (2018) constructed partitions recursively by repeatedly constructing a contribution matrix and splitting the variable space. As far as the rule extraction is concerned, both decompositional (Setiono and Liu, 1995) and pedagogical methods (Thrun, 1995 and Saad & Wunsch II, 2007) can be used. Pedagogical approaches extract rules that have the input-output relationship with that of neural networks. These rules do not correspond to the weight and structure of the networks. For example, the Validity Interval Analysis (VIA) (Maire, 2000) extracted rules in the following form:

IF (input \in hypercube $I = [a_i, b_i]^m$), THEN class is C_j .

Setiono and Liu (1995) clustered hidden unit activations based on the proximity of activation values. Then, the activation values of each cluster were denoted by their average activation value, so that the accuracy of the neural network keeps as intact as possible. Next, the inlet data with the same hidden unit activations were clustered together to obtain a complete set of rules. In Figure 7, we illustrate the protocol of Setiono and Liu’s method using the Iris dataset.

The explanation system HYPINV developed in Saad *et al.* (2007) approximates the decision boundaries of neural networks in a piecewise linear manner. Each hyperplane tangent to the neural network decision hypersurface is expressed as a rule base comprising of conjunctions and disjunctions. Lastly, some specialized networks, i. e., ANFIS (Jang, 1993) and RBF networks (Nauck, 1994), correspond to fuzzy logic reasoning. For example, Jang and Sun (1993) demonstrated that radial basis function networks are equivalent to the Takagi-Sugeno rule system.

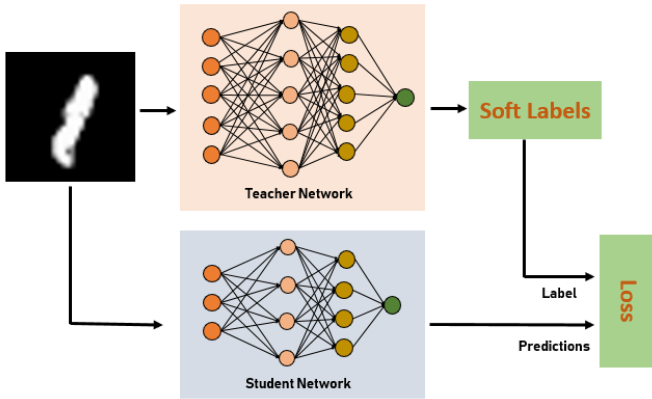


Figure 8. Knowledge distillation is to construct an interpretable proxy by the soft labels from the original complex models.

The second one is called knowledge distillation (Hinton, Vinyals & Dean, 2015) as Figure 8 shown. Despite that knowledge distillation techniques are popular in model compression, its spirit is in the same track of interpretability. The motif of knowledge distillation is that cumbersome models can generate accurate predictions, which assigns probabilities to all the possible labels, known as soft targets. It is argued that the soft targets are informative. For example, a horse is more likely to be classified as a dog instead of a

mountain, but with crispy labeling, both the dog class and mountain class have zero probability. It was shown in Bucilua, Caruana & Niculescu-Mizil (2005) that, by the means of matching the logits of original model, the generalization ability of the original cumbersome model can be transferred into a simpler model. Along this direction, interpretable proxy models such as the decision tree (Craven and Shavlit 1995), the decision set (Lakkaraju, Kamar, Caruana & Leskovec, 2017), the global additive model (S. Tan, Caruana, Hooker, Koch & Gordo, 2018) and so on were developed.

The last one gives local explainers as proxies. Local explainer methods are a class of typical interpretation methods that locally approach the prediction behavior of neural networks. The basic assumption is that when a neural network is inspected globally, it seems so complex and complicated. However, if we look at it locally, the picture becomes clearer. Local interpretation methods are rather universal, principally applicable to any machine learning models. The Local Interpretable Model-agnostic Explanation (LIME) (Ribeiro, Singh & Guestrin, 2016) randomly generates the neighborhood instances by assigning the elements of that sample as zeros in the beginning and computes the corresponding outcomes, and then a linear regressor with LASSO algorithm is used to approximate the model for the synthetic samples, where the coefficients of the linear model signify the importance of features.

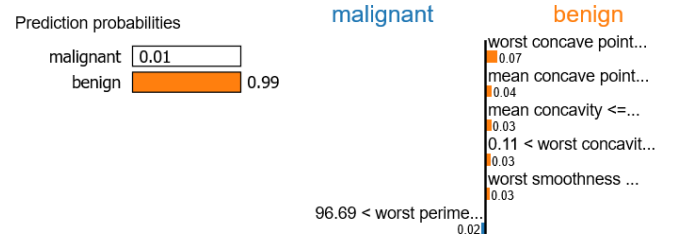


Figure 9. Breast cancer classification task model dissected by LIME. In this case, the sample is classified as benign where worst concave point, mean concave point and so on are contributing forces. Nevertheless, the worst perimeter is the contributing force to drive the model to predict “malignant”.

Y. Zhang *et al.* (2019) pointed out the uncertainty in the LIME explanation, which originates from sampling variance, sensitivity to the choice of parameters and variation across different data points. Anchor (Ribeiro, Singh, Guestrin, 2018) is an extension of LIME using decision rules instead of the linear regressor as the local interpreter, which overcome the problem rooted in LIME. For example, LIME is handicapped in discerning the nuance of meaning of “not” between the phrase “The food is not bad” and the phrase “The food is not good”. Anchor is based on a series of high precision if-then rules with the high probability guarantee. Suppose A is the rule for the earlier example. When $x = \{not\ bad\}$, $A(x)$ will return the sentiment “positive”. Anchor is successfully scaled into textual, tabular and image datasets. Another proposal Local Rule-based Explanation (LORE) was from Guidotti *et al.* (2018). The LORE features take advantage of the genetic algorithm with two devised fitness functions (one for neighbors in the same class with the sample, the other for neighbors in the different class with the sample) to generate the balanced neighbors instead of randomly generating

neighbors, thereby yielding high-quality training data that alleviates sampling variance. The explanation comprises of not only a logic path in the tree that explains predictions but also a set of counterfactual rules. Recognizing the high computational overhead of generating random perturbation in explaining one instance in a high dimensional space, R. C. Fong & Vedaldi explored to learn the optimal perturbation. The approach is to search the smallest regions that are maximally informative to delete, which is equivalent to find the optimal m^* :

$$\mathbf{m}^* = \underset{\mathbf{m} \in [0,1]^n}{\operatorname{argmin}} \lambda \|\mathbf{1} - \mathbf{m}\|_1 + f_c(x_0; \mathbf{m}),$$

where \mathbf{m} is the soft mask, $f_c(x_0; \mathbf{m})$ represents the score of the network for an image x_0 when the mask is superimposed.

5) **Advanced Mathematic/Physics Methods** put a neural network into a theoretical mathematic/physics framework, in which the dynamics of the neural network is understood in light of advanced mathematic/physics knowledge. Y. Lu *et al.* (2017) showed that many different residual networks can be explained as various discretized numerical solutions of ordinary differential equations. In other words, the inner-working of the residual block in ResNet can be modeled as $u_{n+1} = u_n + f(u_n)$, where u_i is the output of i^{th} block and $f(u_i)$ is the block operation. It was noticed that $u_{n+1} = u_n + f(u_n)$ is one-step finite difference approximation of the ordinary differential equation $\frac{du}{dt} = f(u)$. This light jointly with other works inspired the Best Paper Award work “Neural Ordinary Differential Equation” (ODE-Net) of NeurIPS in 2018 (T. Q. Chen *et al.* 2018) and guided the design of state-of-the-art residual network architectures. The ODE-Net can work as the drop-in replacement of ResNet. As Figure 10 shown, the starting point and the dynamics of a spiral are tuned by an ODE-Net.

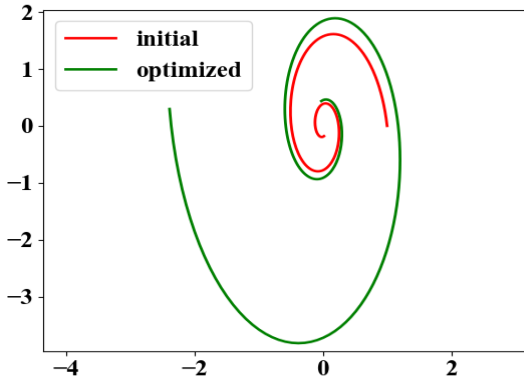


Figure 10. The ODE-Net optimizes the start point and the dynamics to optimize the spiral shape.

N. Lei *et al.* (2019) constructed an elegant connection between the Wasserstein generative adversarial network (WGAN) and optimal transportation theory. They concluded that in the context of low dimensionality hypothesis and with the intentionally designed distance function, the generator and discriminator can exactly represent each other in a closed form. Therefore, the competition between the discriminator and generator seems unnecessary. That is, the adversary is imaginary in the optimal transportation framework because the target can be derived analytically. In Tishby & Zaslavsky

(2015), it was proposed that the learning of a neural network is to extract the most relevant information in the input random variable X that pertains to an output random variable Y . Naively, for the feedforward neural network, the following inequality of mutual information holds:

$$I(Y; X) \geq I(Y; h_j) \geq I(Y; h_i) \geq I(Y; \hat{Y}),$$

where h_i, h_j are outputs of hidden layers, $i > j$ means that the i^{th} layer is deeper., \hat{Y} is final prediction. Furthermore, S. Yu and Principe (2019) employed information bottleneck theory to gauge the information flow that is associated with the mutual information states of symmetric layers in a stacked autoencoder:

$$I(X; X') \geq I(T_1; T'_1) \geq \dots \geq I(T_K; T'_K).$$

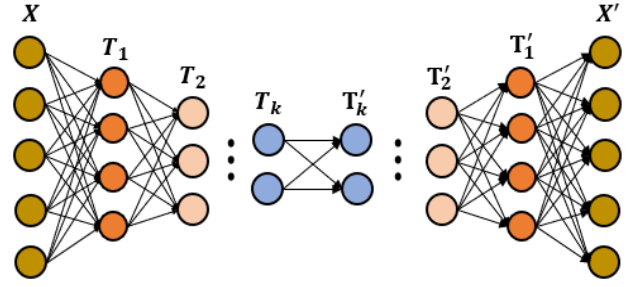


Figure 11: An application of information bottleneck theory to compare mutual information between symmetric layers in an autoencoder.

However, it is tricky to estimate the mutual information since the probabilistic distribution of data is usually not known as a priori.

Fuzzy logic interpretation by F. Fan and G. Wang (2018d) considered each neuron/filter in networks as a generalized fuzzy logic gate. In this view, a neural network is nothing but a deep fuzzy logic system. Fan *et al.* (2018) analyzed a new type of neural networks, called quadratic networks, in which all the neurons are based on quadratic neurons (F. Fan and G. Wang, 2018e). First, they generalized and categorized the fuzzy logic gates implemented by quadratic neurons, and then they defined the entropy based on spectral information of fuzzy operations in a network. It was revealed that the entropy defined there has deep connections with the properties of minima and the complexity of the neural network. They employed a spectral analysis approach to shed light on the generalizability of minima and network evaluation. Kolouri *et al.* (2019) built an integral geometric explanation for neural networks with a generalized Radon transform. Let X be a random variable for the input, which agrees with the distribution p_X , then using a random variable transform, we can derive the probability distribution function of $f_\theta(X)$, where $f_\theta(\cdot)$ is the mapping represented by a neural network parametrized with θ : $p_{f_\theta}(z) = \int_X p_X(x) \delta(z - f_\theta(x)) dx$, which is the generalized Radon transform and the hypersurface is $H(t, \theta) = \{x \in X | f_\theta(x) = t\}$. In this way, the transform by a neural network is characterized by the twisted hypersurface. The merit of ReLU is its ability to construct characteristic function-type models for various areas in the input space. H. Huang (2018) used mean-field theory to characterize the mechanisms of dimensionality reduction by

deep networks that assume weights in each layer and input data follow a Gaussian distribution. In his study, the covariance of the input and the output of l^{th} layer is computed as C^l , then the intrinsic dimensionality is defined as $D = \frac{(\sum_{i=1}^N \lambda_i)^2}{\sum_{i=1}^N \lambda_i^2}$, where λ_i is the eigenvalue of C^l . It is projected that $D = N$, if each component of the representation is independent and has the same variance. Following this definition, suppose the input dimensionality is N , the quantity D/N was investigated across different layers. As far as advanced physic models are concerned, Mehta and Schwab (2014) built an exact mapping from the Kadanoff variational renormalized group to the restricted Boltzmann Machine (RBM). The RBM learns relevant features \mathbf{h} from a structured input \mathbf{v} by optimizing an energy function $E(\mathbf{v}, \mathbf{h}) = -\mathbf{a}^T \mathbf{v} - \mathbf{b}^T \mathbf{h} - \mathbf{v}^T \mathbf{W} \mathbf{h}$, where $\mathbf{a}, \mathbf{b}, \mathbf{W}$ are adjustable parameters. The correspondence does not depend on the form of the energy function and can be basically scaled to any RBM.

Some theoretical neural network studies are also rather helpful to interpretability. Let us include two examples here. The first example is to explain why deep networks work: recognizing the successes of deep networks, Szymanski and McCane *et al.* (2014), D. Rolnick and M. Tegmark (2018), Cohen *et al.* (2018). Mhaskar and Poggio (2016), Eldan and Shamir (2016), Liang and Srikant (2016) justified that a deep network is more expressive than a shallow one. The basic idea of them is to construct a special class of functions that can be efficiently represented by deep networks rather than shallow networks. The second example is to understand the utilities of by-pass connections of deep networks. It is commonly believed that the by-pass connections facilitate the feature reuse and the training of deep networks (He *et al.*, 2015). Inspired by the successes of by-pass connections, Veit *et al.* (2016) showed that residual connections can render a neural network to manifest ensemble-like behavior. He *et al.* (2019) computed the spectrally normalized margin bound to demonstrate that the incorporation of residual connections doesn't increase the complexity of hypothesis space of a neural network. It was reported in Fan *et al.* (2018a), Lin and Jegelka (2018) that with shortcuts, a network can be super slim to allow universal approximation.

6) **Explaining-by-Case** is along the line of case-based reasoning. People understand examples. We may not be engaged by the abstract statistic numbers about the quality of one product, and often prefer listening to the actual experience from neighborhood users. Similar philosophy wins the heart of some neural network practitioners and intrigues case-based interpretation for deep learning. Basically, case-based explanations present users the cases that are believed by the neural network to be most similar to the query case needing an explanation. Finding the cases for explanation and selecting the representative case from data as the prototype (Bien and Tibshirani, 2011) are basically the same thing and may just use different metric of similarity. Prototype selection is to find a minimal subset of instances that can represent the whole dataset. Case-based explanation methods use the similarity metric based on the closeness in features that are mapped by the neural network, thereby deciphering the hidden

representation information of the neural network. Interestingly, similar cases can be directly acquired from the networks that are trained for deep metric learning and metric-based few-shot learning (Scott, Ridgeway & Mozer, 2018).

For example, Drumond, Viéville & Alexandre (2018) built a prototypical network for small data learning and then explained its prototypes by visualizing their closest training samples. Wallace *et al.* (2018) employed the k-nearest neighbor algorithms to obtain the most similar case for the query case and then computed the percentage of nearest neighbors belong to the expected class as quantitative measure for interpretability. C. Chen *et al.* (2018) constructed the model that can dissect the images by finding prototypical parts. The decision for an image is made based on the similarity with those prototypical parts, which is reminiscent of the way how human reasons. O. Li *et al.* (2018) used a prototype layer that stores the weights vector to compare with the inputs in the latent space, while the decoder can visualize what the learned prototypes are.

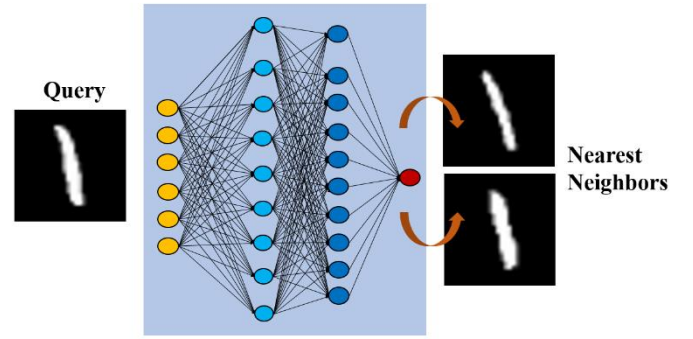


Figure 12. Explaining-by-case presents the nearest neighbors in response to a query.

Wachter *et al.* (2017) offered a novel case-based explanation vehicle by providing counterfactual cases, which closely pertains to adversarial attacks. Counterfactual explanation delineates the facts that result in a decision instead of conveying the internal state or logic that leads to that decision. Specifically, it provides the so-called “closest possible case” or the smallest change to yield a different outcome. For example, counterfactual explanations may produce the following statement: “If you have a good striker, your team would win this soccer game.” Coincidentally, the techniques to generate counterfactual explanations have been developed with the purpose of “adversarial perturbation”, i.e., structural attack (K. Xu *et al.*, 2019). Essentially, finding a closest possible case to the input x is equivalent to find the smallest perturbation to x such that the classification outcome changes. To compute a human-understandable counterfactual case, the following optimization is built:

$$\arg \min_{x'} \max_{\lambda} \lambda(f(x') - y')^2 + d(x, x'),$$

where $d(\cdot, \cdot)$ is chosen to be the Manhattan distance in hope that variables need to be minimally changed. Goyal *et al.* (2016) explored an alternative way to realize counterfactual visual explanation. Given an image I with a label c , since the counterfactual visual explanation represents the change for the input that can force the model to yield a different prediction

class c' , they selected an image I' with a label c' and sought to recognize the spatial region in I and I' such that the replacement of the recognized region will alter the model prediction from c to c' .

Clearly, Explaining-by-Case is somehow intriguing, however, it is more like an evaluation method instead of interpretation.

7) Explaining-by-Text. Neural image captioning uses neural networks to produce natural language descriptions for images. Despite that neural image captioning methods are initially not for network interpretability, descriptive language about images *de facto* can shed light on the information about how a neural network analyzes the images. One representative method from Karpathy and Fei-Fei (2015a) combined convolutional neural networks and bidirectional recurrent neural networks to obtain bimodal embedding. Due to the hypothesis that the two embeddings representing similar semantics across two modalities should share the nearby locations of the two spaces, the objective function is defined as:

$$S_{kl} = \sum_{t \in g_l} \max_{i \in g_k} v_i^T s_t,$$

where v_i is the i^{th} image fragment in set g_k and s_t is the t^{th} word in a sentence g_l . Another representative method is the attention mechanism (Bahdanau *et al.*, 2014; Vinyals *et al.*, 2015; Xu *et al.*, 2015; Patro and Namboodiri, 2018; Q. Xie *et al.*, 2017), where deep image features are queries for the corresponding text description by a recursive neural network such as the Long Short-Term Memory (Hochreiter and Schmidhuber, 1997). Naturally, an explanation for the deep features is provided by the corresponding words in the caption and the attention maps, which tell us where in the image attracts the attention of the neural network.

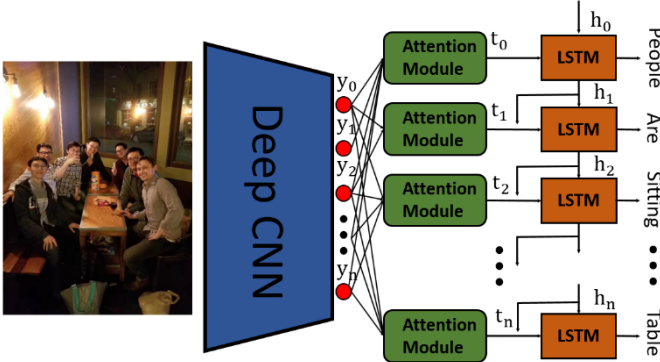


Figure 13. Image captioning with attention modules to provide an explanation to the features mined by a deep convolutional network.

As shown in Figure 13, in the k^{th} attention module that takes y_0, y_1, \dots, y_n as input, suppose its output is $t_k = \sum_i y_i s_{ki} \cdot s_{k0}, s_{k1}, \dots, s_{kn}$ together form an attention map for t_k with respect to the associated word. However, Jain and Wallace (2019) argued that an attention map is not qualified to work as an explanation because they observed that the attention map was not correlated with importance measures of features such as gradient-based measures, and the change of attention weights didn't yield corresponding changes in prediction.

Now, we qualitatively analyze the qualities of different categorizations according to the aforementioned rules-of-

thumb: exactness, consistency, completeness, universality, and reward. As shown in TABLE I, the performance of the aforementioned seven classes of interpretability can be ranked with respect to five indexes. For convenience and without loss of generality, we set three levels for each index, respectively denoted as "HIGH, MEDIUM, LOW", and for convenience, we use the following notations. AD: Advanced Math/Physics Method; PR: Proxy Method; MI: Model Inspection Method; SA: Saliency Method; FA: Feature Analysis Method; TE: Explaining-by-Text; CA: Explaining-by-Case. AD shows better exactness, consistency, completeness and reward, but has the disadvantage of being restrictive, because usually a special math/physics theory could only explain one type of networks. PR is akin to AD. SA is not sufficiently accurate. Also, it was reported that some saliency methods are model independent and data independent (Adebayo *et al.*, 2018). It was found that the saliency map offered by some methods are highly similar to results produced with the edge detector. MI and FA are indirect interpretation methods, which dig helpful information about the model and allow partial understanding of the model. Thus, they have relatively low exactness and consistency, akin to SA. However, MI, FA and SA have superior completeness and universality since they can explain different kinds of data and models. TE and CA have the least mathematical rigor, but CA shows better universality and completeness, because it can be applied to any supervised or unsupervised model.

Furthermore, we quantify the categorizations as follows: HIGH as 3, MED as 2 and LOW as 1. The radar plot is shown in Figure 14. It is observed that PR and AD have the greatest area in the radar charts, which means that overall they are among the best interpretation methods.

B. Understanding training

Generally, optimizing a deep network is a non-convex optimization problem, which is NP-hard. It was observed by Choromanska *et al.* (2015) that in deep learning, even local minimum can generalize well given sufficient data. The main hurdle to finding local minimum is the existence of saddle points. Even finding local minimum is also NP-hard (Anandkumar and Ge, 2016). It was conjectured that saddle points proliferate due to the increase of dimensionality (Ge *et al.* 2015).

Of particular interest to us would be why an over-parameterized network shows a good generalization behavior. Over-parameterized network means that the number of network parameters exceeds the number of observations. Soltanolkotabi *et al.* (2018) showed that when the data are Gaussian distributed and activations are quadratic, the landscape of training an over-parameterized network allows global optimum to be searched efficiently. Nguyen and Hein (2017) demonstrated that with respect to linear separable data, under assumptions on the rank of weight matrices of a feedforward neural network, every critical point of a loss function is a global minimum. For deep networks, one interesting question is if the deep networks have the desirable property regarding the global minimum under practical conditions. Shamir (2018) rigorously showed that the optimization landscape of arbitrarily deep, nonlinear residual

TABLE I: Comparisons of various interpretation methods according to the rules-of-thumb: exactness, consistency, completeness, universality and reward.

	HIGH	MED	LOW
Exactness	Advanced Math/Physics, Proxy	Model Inspection, Saliency, Feature Analysis	Explaining-by-Text, Explaining-by-Case
Consistency	Advanced Math/Physics, Proxy	Explaining-by-Case	Explaining-by-Text, Model Inspection, Saliency, Feature Analysis
Completeness	Advanced Math/Physics, Proxy, Model Inspection, Feature Analysis	Saliency, Explaining-by-Case	Explaining-by-Text
Universality	Proxy, Model Inspection, Feature Analysis, Explaining-by-Case	Advanced Math/Physics, Proxy	Explaining-by-Text
Reward	Advanced Math/Physics, Proxy	Model Inspection, Saliency, Feature Analysis	Explaining-by-Text, Explaining-by-Case

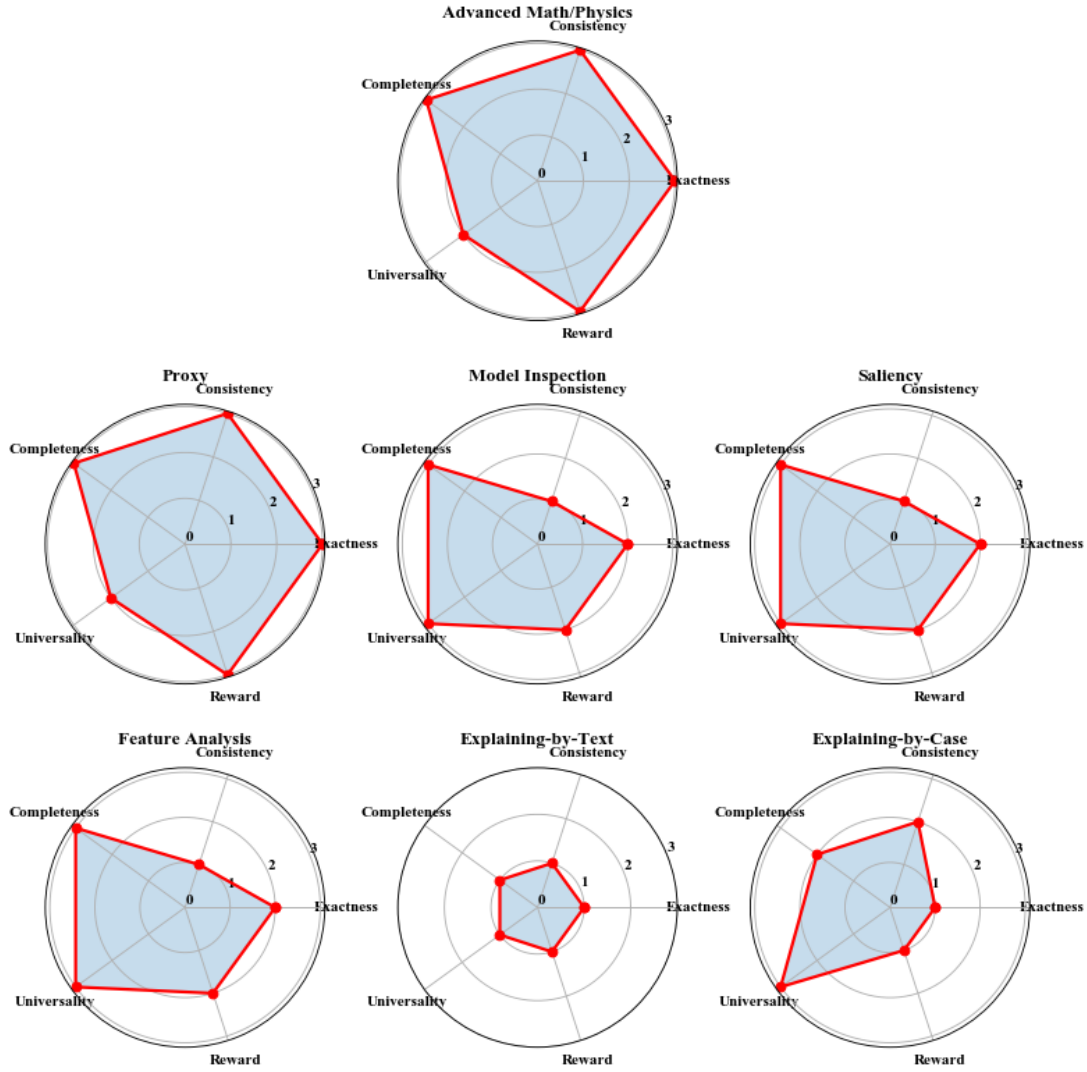


Figure 14. Radar charts for different interpretation methods with *HIGH* as 3, *MED* as 2 and *LOW* as 1, then we plotted radar chart. It is observed that Advanced Math/Physics Methods, Proxy Methods have the maximal area in the radar plots.

units with a single output contains no local minima with value larger than what can be obtained with a linear predictor. Furthermore, Kawaguchi and Bengio (2018) moved forward by extending the similar results into multiple-output ResNet.

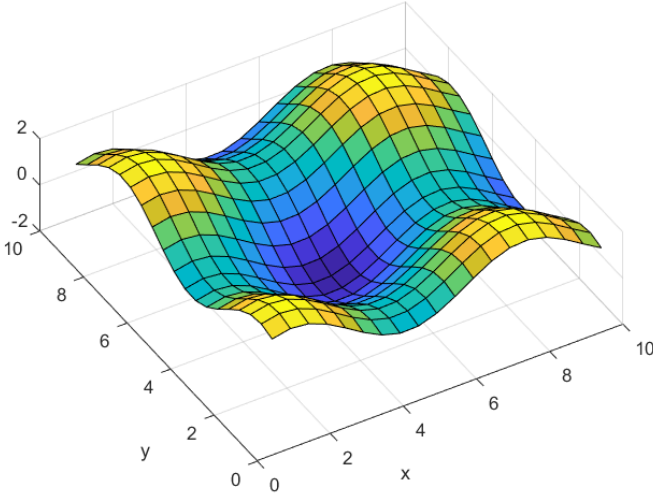


Figure 15. A two-dimensional function $g(x, y) = \sin(x) + \sin(y)$, $x, y \in [1, 10]$. It is shown that in the landscape of $g(x, y)$, there are one global minimum surrounded by four saddle points.

On the top level, Shwartz-Ziv and Tishby (2017) suggested that the goal of neural network optimization is to reach the optimal trade-off between compression and prediction. Suppose that $S(X)$ is the representation of an input variable X , then we can transform the optimization problem into the search for $S(X)$:

$$\arg \min_{S(X); I(S(X); Y) = I(X; Y)} I(S(X); X),$$

where $I(\cdot; \cdot)$ is the mutual information and Y is the label. For toy examples, they plotted the dynamics of mutual information $I(S(X); Y)$ and $I(S(X); X)$, it was found that in the most training epochs the utility was for effective compression of the input rather than fitting the training labels.

C. Constructing Interpretable Models

Although the methods we have summarized above show rather different characters, they are essentially post-hoc interpretation methods. In other words, the explanation is conducted after the model is trained. The built-in advantage of post-hoc methods is we don't need to trade the interpretability with the predictive performance since for post-hoc interpretation methods, the prediction and interpretation are two separate processes. However, post-hoc interpretation is not totally faithful to the original model, and what's worse is we don't know the nuance (Rudin *et al.*). If an interpretation is 100% loyal to the original model, then it becomes the original model. Thus, there must be inaccurate representations rooted in the explanation, which are generally hard to spot. To address the limit of the post-hoc interpretation methods, efforts have been put into prototyping explainable deep models from scratch (ad-hoc interpretation methods). In the following, let us review ad-hoc interpretation methods.

1) **Learning a more interpretable representation:** These methods employed general regularization techniques to steer the optimization of a neural network towards a more

interpretable representation. Traditionally, regularization techniques for deep learning were primarily designed to avoid overfitting. However, it is also feasible to devise regularization techniques to enhance the interpretable representation in terms of decomposability (Q. Zhang *et al.*, 2018d; Stone *et al.*, 2017; Worrall *et al.*, 2017; C. Wu *et al.*, 2017; and X. Chen, *et al.* 2016), monotonicity (S. You *et al.*, 2017), non-negativity (Chorowski & Zurada, 2014), sparsity (Pruthi *et al.*, 2018; T. Lei *et al.*, 2016), human-in-the-loop prior (Lage, Ross *et al.*, 2018) and so on. For example, C. Wu *et al.* proposed an activation regularization method to elevate deep learning interpretability. The nodes in middle layers were rearranged as the activation grid, a target pattern that represents certain prescribed learning concepts was introduced as a reference. The neural network was trained to drive its activation grid to mimic the target. In this way, the behavior of neural network can be checked by activation grids. X. Chen *et al.* (2016) invented *InfoGAN* which was a simple but effective way to learn interpretable representations. Traditionally, a generative adversarial network (GAN) (Goodfellow *et al.*, 2014) imposes no restrictions on how the generator utilizes noise. Instead, *InfoGAN* maximizes the mutual information between the latent code and the observations, causing each dimension of noise to encode the semantic concept. Particularly, the latent codes are made of discrete categorical codes




Figure 16. In an *InfoGAN*, two latent codes control the localized parts and rotation parts respectively.

As shown in Figure 16, two style codes control the localized part and the digit rotation respectively. Incorporating monotonicity constraints (S. You *et al.*, 2017) is also useful to enhance interpretability. When models are regularized by the monotonicity constraints, the models will be easier to understand. A monotonical relationship means when the value of a specified attribute increases, the predictive value of the model either increases or decreases. Such a simplicity promotes interpretability as well. Chorowski & Zurada (2014) imposed non-negativity to the weights of neural networks and argued that it can improve interpretability because it eliminates the cancellation effect among neurons. Subramanian *et al.* (2018) employed a k-sparse autoencoder for word embedding to promote sparsity in the embedding, and claimed that this enhances interpretability because sparse

embedding reduces the overlap between words. Another example regarding sparsity came from T. Lei, *et al.* (2016), which utilized a generator to specify segments of original text as so-called rationales, fulfilling the two conditions that rationales should be sufficient to be a replacement for the input text, and also the rationales should be short and coherent. Deriving rationales is actually equivalent to deriving 0-1 masks. Based on the above two constraints, the penalty term for the masks is mathematically formulated as:

$$\Omega(z) = \lambda_1 \|z\|_1 + \lambda_2 \sum_t |z_t - z_{t-1}|,$$

where $\mathbf{z} = [z_1, z_2, \dots]$, the first term penalizes the number of rationales, and the second term is for smoothness. Lage *et al.* (2018) proposed a novel regularization technique, human-in-the-loop prior, which involves the human-grounded evaluation in the selection of interpretable models. Suppose that M is the model and x is the data, then the prior is proportional to $\int_x HIS(x, M)p(x)dx$, where $HIS(x, M)$ measures the mean time it takes for the human subjects to simulate the model's predictions. M. Wu *et al.* (2018) derived the average-path-length cost function from a trained decision tree to regularize the training towards the models that have decision boundaries well-approximated by small decision trees. A key contribution there is to find a surrogate regularization function to approximate the average-path-length. Z. Hu *et al.* (2015) iteratively empowered the learning of a teacher network and a student network: a teacher network constrained by the first-order rules was trained to minimize the closeness in the context of a teacher network and a student network, while a student network was trained to optimize the objective for the balance between imitating the soft predictions of the teacher network and the true labels.

2) Model renovation methods: The motif embodied in this class is to manually design (renovate) the particular machineries of networks to facilitate the interpretability. L. Chu *et al.* (2018) proposed to use piecewise linear functions as activations for the neural network (PLNN), thereby the decision boundary of PLNN can be explicitly defined. Hence, a closed-form solution can be derived for the predictions of network. In this regard, PLNN offers an exact and consistent interpretation. As Figure 17 shown, F. Fan *et al.* (2018b) proposed Soft-Autoencoder (Soft-AE) by changing the activation functions of encoding layers as adaptable soft-thresholding units and decoding layers as linear units, consequently, Soft-AE can be interpreted as a learned cascaded wavelet shrinkage system. Furthermore, they proposed a generalized linear unit (GeLU) parameterized by a threshold constant λ for denoising and deblurring tasks. When $\lambda > 0$, the function of the unit is for denoising, while when $\lambda < 0$, when the unit can be used for deblurring. J. C. Ye, Han & Cha (2018) utilized framelet theory and low-rank Hankel matrix to represent signals in terms of their local and non-local basis functions, corresponding to an encoder-decoder structure. In their study, the nonlinearity from ReLU was circumvented by concatenating two ReLU units into a linear unit. L. Fan (2017) proposed a generalized Hamming network by specifying the bias term in each neuron as $b = -\frac{1}{2}(\sum_{l=1}^L w_l + \sum_{l=1}^L x_l)$, where w_l is the l^{th} element of the weight vector, x_l

is the l^{th} element of input, and L is the length of input. In the sense of the generalized Hamming network, since it is hard to maintain a constant b when mini-batch changes, the batch normalization is demystified as fulfilling the requirement of generalized Hamming distance.

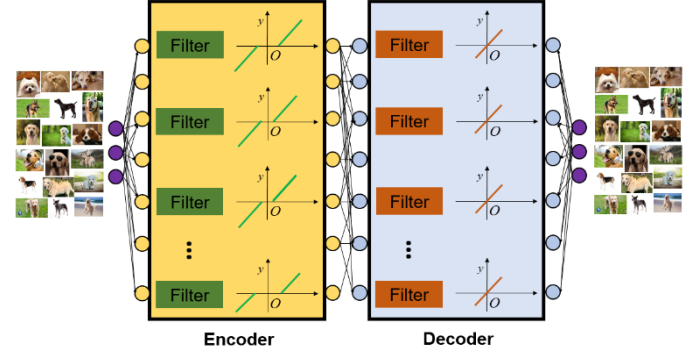


Figure 17. Soft-autoencoder with soft-thresholding functions as activation functions in the encoding layers and the linear function as activations in the decoding layers, thereby admitting a direct correspondence to the wavelet shrinkage system.

C. C. J. Kuo *et al.* (2019) proposed a transparent feedforward design for the construction of convolutional networks without backpropagation to adjust the parameters. Specifically, a variant of the principal component analysis was employed to build convolutional layers, and multi-stage least squared regressors were used to design fully connected layers. It was argued that the feedforward design has the advantages of reducing dimensions of intermediate spaces and increasing discriminability of relevant dimensions gradually. C. Wang and Niepert (2019) designed an additional stochastic component between the cells of RNN in order to drive the RNN to transition implicitly between a finite number of states, mimicking a finite automata. Sabour, Frosst & Hinton (2017) invented the so-called Capsule-Net where each capsule is a group of neurons whose activity vector represents the probability of existence of some entity's properties. These properties are projected to entail semantic information such as pose, deformation, hue and so on, which make Capsule-Net more interpretable. Melis and Jaakkola (2018) claimed that the neural network model f is interpretable if it has the form that $f(x) = g(\theta_1(x)h_1(x), \dots, \theta_k(x)h_k(x))$, where $h_i(x)$ is the prototypical concept from input x and $\theta_i(x)$ is the relevance associated with that concept, g is monotonic and completely additively separable. Based on that definition, the authors developed a model comprising of concept encoder, relevance encoder and monotone aggregation function. Similarly, Vaughan *et al.* (2018) designed the network structure to compatibly learn the function formulated as: $f(x) = \mu + \gamma_1 h_1(\beta_1^T x) + \gamma_2 h_2(\beta_2^T x) + \dots + \gamma_K h_K(\beta_K^T x)$, which is more interpretable than general networks, because such a function has simpler partial derivatives that can simplify saliency analysis, statistical analysis and so on. T. Wang (2019) proposed to use an interpretable and insertable substitute on a subset of data where the complex black-box model overkills. In their work, a rule set was built as an interpretable part to make a decision on the input data first. Those inputs with which a rule set was handicapped to cope with will be passed into the black-box model for decision making. The logic of this hybrid predictive system agrees with human behavior in

practical situations, where an interpretable model and a complex model are in synergy: interpretable models for regular cases without compromising accuracy, complex black-box models for complicated cases. While most pruning algorithms are focused on model compression, Abbasi-Asl and B. Yu (2017) reported a pruning algorithm based on a class accuracy reduction index that can prune least important filters and prune the filters that have redundant pattern selectivity. Hence, the filters of the pruned network have better feature decomposability.

III. INTERPRETABILITY IN MEDICINE

These days, reports are often seen in the news that deep-learning-based algorithms outperform experts or classic algorithms in the field of medicine (Shan *et al.*, 2019). Indeed, given an adequate computational power and curated datasets, properly designed models are highly likely to deliver competitive performance in most well-defined pattern recognition tasks. However, due to the high stakes of medicine-concerned applications, it is not sufficient to just have a deep learning model that can output correct answers, we need an interpretable model explaining its outputs. In this section, we focus on the papers concerning applications of interpretability.

Van Molle *et al.* (2018) visualized convolutional neural networks to assist decision-making for skin lesion classification. In their work, the feature activations especially those generated from the last two convolutional layers were rescaled to the input size, and activations were mapped to a transparent green color and on the with original images. Inspirations were drawn from where CNN paid attention. The strengths of activations across the different border types, skin colors, skin types, etc. were compared. The risks were also exposed by visualization that some unexpected regions had uncommonly high activations.

H. Guo *et al.* (2019) introduced an effective dual-stream KAMP-Net that conjugates extracted features from ResNet and clinical prior knowledge to predict the mortality risk of patients based on low-dose CT images. To further testify the effectiveness of the KAMP-Net, they utilized t-SNE to reduce the dimensionality of the feature maps of malignant and benign samples and found that malignant and benign features were well separated. Also, they applied class activation maps (CAMs) and revealed that the deceased subjects correctly classified by KAMP-Net were prone to have strong activations. Z. Che *et al.* (2016) proposed to use knowledge distillation to learn a gradient boosting trees (GBT) model that provides not only robust prediction performance but also a good interpretability of deep models (DNN, GRU and DNN+GRU) for electronic health records prediction. Specifically, they trained three deep models respectively, and then used the predictions of deep models as labels to train a GBT model. Experiments on a Pediatric ICU dataset were reported that the GBT model can maintain the prediction performance of deep models in terms of mortality and ventilator free days.

Caicedo-Torres & Gutierrez (2019) proposed a multi-scale deep convolutional neural network for the mortality prediction based on the measurement of 22 different concepts in ICU such as the sodium index, urine output, etc. In their work,

three temporal scales were represented by staking convolutional kernels of dimensions 3×1 , 6×1 and 12×1 . The saliency map by *DeepLIFT* was utilized for interpretability.

Z. Zhang *et al.* (2017) proposed an all-in-one network, referred as MD-Net that can reads a pathology bladder cancer images, generates diagnostic reports, retrieves images according to symptomatic descriptions and visualize attention maps. They designed an auxiliary attention sharpening module to improve the conventional attention map method that tends to be smooth and indiscriminative. Pathologists' feedbacks are positive: the explanatory maps tend to highlight regions that concern with carcinoma-informative regions.

Shen *et al.* (2019) built an interpretable deep hierarchical semantic convolutional neural networks (HSCNN) to predict the malignancy of pulmonary nodules in CT images. HSCNN consists of three modules: (1) a general feature learning module; (2) a low-level task module that predicts semantic characteristics such as sphericity, margin, subtlety and so on; and (3) a high-level task module absorbs information from both the generalizable features and low-level task predictions to produce an overall lung nodule malignancy. Due to the semantic meaning of the low-level task, HSCNN has boosted interpretability.

Biffi *et al.* (2018) employed a variational autoencoder (VAE)-based model for classification of cardiac diseases as well as structural remodeling based on cardiovascular images. In their scheme, registered left ventricular (LV) segmentations at ED and ES phases were encoded in a low-dimensional latent space by VAE. The learnt latent low dimensional manifold was connected to a multilayer perceptron (MLP) for disease classification. The interpretation was given using on activation maximization technique. The "deep dream" of MLP was derived and inverted to the image space for visualization.

Sturm *et al.* (2016) applied DNNs with LRP for the single-trial EEG classification. The network entails two linear sum-pooling layers before being activated or normalized. The feature importance score was assigned by LRP.

IV. PERSPECTIVE

Despite the progresses made in developing post-hoc and ad-hoc interpretation methods, the limits of these methods are also evident. Post-hoc interpretability is more or less biased while peeking to the deep models. In contrast, ad-hoc interpretability is more specialized and somehow sacrificing representative ability. In this section, we suggest a few directions in the family of ad-hoc methods, in hope to advance of our understanding and practice of artificial neural networks.

Synergy of fuzzy logic and deep learning: Fuzzy logic (Zadeh, 1988) was a buzz phrase in the last nighties. It extends the Boolean logic from 0-1 judgement to imprecise inference with fuzziness in the interval $[0, 1]$. Fuzzy theory can be divided into two branches: fuzzy set theory and fuzzy logic theory. The latter, with an emphasis on "IF-THEN" rules, has demonstrated effectiveness in dealing with a plethora of complicated system modeling and control problems. Nevertheless, a fuzzy rule based system is restricted by the acquisition of a large number of fuzzy rules, a process that is tedious and expensive. While a neural network is a data-driven method that extracts the knowledge from data through training,

with the knowledge represented by weights between nodes in a distributed manner. However, the neural network falls short of delivering a satisfactory performance in the cases of small data, and suffers from the lack of interpretability. In contrast, a fuzzy logic system employs experts' knowledge and represents the system knowledge in the form of IF-THEN rules. Although the fuzzy logic system has strengths in interpretability and accountability, it is swamped in the difficulty of efficient and effective knowledge acquisition. It seems that the neural network and the fuzzy logic are complementary to each other. Therefore, it is beneficial to combine the merits of the two worlds towards the enhanced interpretability. In fact, this roadmap is not totally new. There have been several combinations along this direction: ANFIS model (Jang, 1993), generic fuzzy perceptron (Nauck, 1994), radial basis function (RBF) networks (Bishop, 1988) and so on. One suggestion is to build a deep RBF network. Given the input vector $\mathbf{x} = [x_1, x_2, \dots, x_n]$, the RBF network is expressed as $f(\mathbf{x}) = \sum_i^n w_i \phi_i(\mathbf{x} - \mathbf{c}_i)$, where $\phi_i(\mathbf{x} - \mathbf{c}_i)$ is usually selected as $e^{-\frac{\|\mathbf{x} - \mathbf{c}_i\|^2}{2\sigma^2}}$, \mathbf{c}_i is the cluster center of the i^{th} neuron. Jang and Sun (1993) proved functional equivalence between the RBF network and the Takagi-Sugeno inference system under mild conditions. Also, the RBF network is shown to be a universal approximator (Park and Sandberg, 1991). Hence, the RBF network is a potentially sound vehicle that can encode fuzzy rules into its adaptive representation without loss of accuracy. Reciprocally, the rule generation and fuzzy rule representation in adaptable RBF networks are more straightforward compared to general networks. Although current RBF networks are of one-hidden-layer structures, it is feasible to develop deep RBF networks, which can be viewed as a deep fuzzy-rule-based system. A greedy layer-wise training algorithm (Hinton *et al.*, 2006) was developed, which successfully solved the training problem for deep networks. It is possible to translate such success into the training of deep RBF networks. Then, the correspondence between a deep RBF network and a deep Sugeno-type fuzzy logic system will be applied to obtain a deep fuzzy rule-based system. Since deep networks have many-levels of non-linearities accommodating highly complicated functions, we believe that efforts along this and other directions should be made to synergize fuzzy logic and deep learning techniques, aided by big data.

Convergence of neuroscience and deep learning: Up to date, truly intelligent systems are still only human. The artificial neural networks in their earlier forms were clearly inspired by biological neural networks (McCulloch and Pitts, 1943). However subsequent developments of neural networks were, to a much less degree, pushed by neurological and biological insights. As far as interpretability is concerned, since the biological and artificial neural networks are deeply connected, the advancement in neuroscience should be relevant and even instrumental to development and interpretation of deep learning techniques. As we mentioned earlier, the chief aspects of deep learning interpretability include understanding the underlying mechanism of deep networks and understanding the optimization of these networks. We argue that the neuroscience promises a grand perspective of these two aspects.

1) Cost function: The effective use of cost functions is a key driving the developments of deep networks in the past years; for example, the adversarial game played by GANs. In the above text, we have highlighted the cases which demonstrate the appropriate cost function will boost the interpretable representations to be learned, such as enhance feature disentanglement. Along this direction, a myriad of cost functions can be built to reflect the biologically plausible rationales. Indeed, our brain can be modeled as an optimization machine (Marblestone *et al.*, 2016), which has powerful credit assignment mechanism to form a cost function.



Figure 18. Visualization of weights of a network learned by a bio-plausible algorithm, where prototypes of training image are captured (Krotov and Hopfield, 2019).

2) Optimization algorithms. Despite the huge successes achieved using the backpropagation method, it is not an ideal algorithm in light of neuroscience. Indeed, in many senses, backpropagation fails to reflect the true behaviors of how the human neural system tunes the synapses of neurons. For example, in the biological neural system, synapses are updated in a local manner (Krotov and Hopfield, 2019) and only depends on the activities of presynaptic and postsynaptic neurons. However, the connections in deep networks are tuned through non-local backpropagation. Additionally, neuromodulator is largely missing in deep networks in contrast to the inner-working of human brain, where the state of one neuron can exhibit different input-output patterns controlled by a global neuromodulator like dopamine, serotonin, and so on (Snyder, 1985). Neuromodulators are believed to be critical due to its ability to selectively control the on and off state of one neuron which is equivalently switching the involved cost function (Bargmann, 2012); The One-shot mode is often reminiscent of human learning. Human is capable of never forgetting one thing after a single exposure to it. However, deep learning scales with big data. Considering that there are quite few of studies discussing the interpretability of training algorithms, powerful and interpretable training algorithm will be highly desirable. Further along this line, we hope that novel non-convex optimization techniques will be developed in the future. Just

like for classic optimization methods, we wish that future non-convex optimization algorithms will have some kinds of uniqueness, stability, and continuous dependency on data, etc.

3) Bio-plausible architectural design. In the past decades, neural networks were designed in diverse architectures from simple feedforward networks to deep convolutional layers, and highly sophisticated adversarial and self-supervised networks. The structure determines function. A specific network architecture regulates the information flows with distinct characteristics. Therefore, specialized algorithms are useful as effective solutions for intended problems. Currently, the structural differences between deep learning and biological systems are eminent. Current deep learning models heavily emphasize on the data-driven learning mechanisms; that is, the typical networks are used and tuned for most tasks based on big data, while biological systems learn from a small number of data and generalize very well. Clearly, a huge amount of knowledge needs to be learned from the biological neural networks so that artificial neural networks are more desirable and explainable.

V. CONCLUSION

In conclusion, we have depicted an overall landscape of interpretable deep learning research and suggested some future directions. Figure 3, 5, 6, 7, 9, 10, 15 & 16 are results from our own independent evaluations. We have open-sourced the relevant codes in the GitHub (<https://github.com/FengleiFan>). Because this field is still highly interdisciplinary and rapidly evolving, there are great opportunities ahead that are both academically and practically rewarding.

REFERENCES

- [1] A. Aamodt and E. Plaza, "Case-based reasoning: Foundational issues, methodological variations, and system approaches," *AI communications*, vol. 7, no. 1, pp. 39-59, 1994.
- [2] R. Abbasi-Asl and B. Yu, "Interpreting convolutional neural networks through compression," *arXiv preprint arXiv:1711.02329*, 2017.
- [3] A. Adadi and M. Berrada, "Peeking inside the black-box: A survey on Explainable Artificial Intelligence (XAI)," *IEEE Access*, vol. 6, pp. 52138-52160, 2018.
- [4] J. Adebayo, J. Gilmer, M. Muelly, I. Goodfellow, M. Hardt & B. Kim, B. Sanity checks for saliency maps. In *NeurIPS*, 2018.
- [5] P. Adler, C. Falk, S. A. Friedler, T. Nix, G. Rybeck, C. Scheidegger, B. Smith, S. Venkatasubramanian, "Auditing black-box models for indirect influence," *Knowledge and Information Systems*, vol. 54, no. 1, pp. 95-122, 2018.
- [5] Anandkumar, A., & Ge, R. (2016, June). Efficient approaches for escaping higher order saddle points in non-convex optimization. In *Conference on learning theory* (pp. 81-102).
- [6] M. Ancona, C. Öztireli and Gross, "Explaining Deep Neural Networks with a Polynomial Time Algorithm for Shapley Values Approximation," In *ICML*, 2019.
- [7] L. Arras, G. Montavon, K. R. Müller and W. Samek, "Explaining recurrent neural network predictions in sentiment analysis," *arXiv preprint arXiv:1706.07206*, 2017.
- [8] A. B. Arrieta, N. Díaz-Rodríguez, J. Del Ser, et al. "Explainable Artificial Intelligence (XAI): Concepts, Taxonomies, Opportunities and Challenges toward Responsible AI," *Information Fusion*, 2019.
- [9] D. Baehrens, T. Schroeter, S. Harmeling, M. Kawanabe, K. Hansen & K. R. Mäzler, "How to explain individual classification decisions," *Journal of Machine Learning Research*, pp. 1803-1831, 2010.
- [10] S. Bach, A. Binder, G. Montavon, F. Klauschen, K. R. Müller & W. Samek, "On pixel-wise explanations for non-linear classifier decisions by layer-wise relevance propagation," *PloS one*, vol. 10, no. 7, e0130140, 2015.
- [11] A. Bansal, A. Farhadi and D. Parikh, "Towards transparent systems: Semantic characterization of failure modes," In *ECCV*, 2014.
- [12] O. Bastani, C. Kim, H. Bastani, "Interpretability via model extraction," *arXiv preprint, arXiv:1706.09773*, 2017.
- [13] C. I. Bargmann, "Beyond the connectome: how neuromodulators shape neural circuits," *Bioessays*, vol. 34, no. 6, pp. 458-65, 2012.
- [14] D. Bau, B. Zhou, A. Khosla, A. Oliva, A. Torralba, "Network dissection: Quantifying interpretability of deep visual representations," In *CVPR*, 2017.
- [16] J. Bien, R. Tibshirani, "Prototype selection for interpretable classification," *The Annals of Applied Statistics*, vol. 5, no. 4, pp. 2403-24, 2011.
- [17] C. Biffi, O. Oktay, G. Tarroni, W. Bai, A. De Marvao, G. Doumou, D. O'Regan, "Learning interpretable anatomical features through deep generative models: Application to cardiac remodeling," In *MICCAI*, 2018.
- [18] C. Bishop, "Improving the generalization properties of radial basis function neural networks," *Neural computation*, vol. 3, no. 4, pp. 579-88, 1991.
- [19] C. Buciluă, R. Caruana, A. Niculescu-Mizil, "Model compression," In *KDD*, pp. 535-541, 2016.
- [20] W. Caicedo-Torres and J. Gutierrez, "ISeeU: Visually interpretable deep learning for mortality prediction inside the ICU," *arXiv preprint, arXiv:1901.08201*, 2019.
- [21] R. Caruana, H. Kangaroo, J. D. Dionisio, U. Sinha, D. Johnson, "Case-based explanation of non-case-based learning methods," In *Proceedings of the AMIA Symposium*, 1999.
- [22] G. Casalicchio, C. Molnar and B. Bischl, "Visualizing the feature importance for black box models," In *Joint European Conference on Machine Learning and Knowledge Discovery in Databases*, pp. 655-670, 2018.
- [23] S. Chakraborty, "Interpretability of deep learning models: a survey of results," *IEEE Smart World, Ubiquitous Intelligence & Computing, Advanced & Trusted Computed, Scalable Computing & Communications, Cloud & Big Data Computing, Internet of People and Smart City Innovation*, 2017.
- [24] Z. Che, S. Purushotham, R. Khemani, Y. Liu, "Interpretable deep models for ICU outcome prediction," In *AMIA Annual Symposium Proceedings*, 2016.
- [25] C. Chen, O. Li, A. Barnett, J. Su, C. Rudin, "This looks like that: deep learning for interpretable image recognition," *arXiv preprint, arXiv:1806.10574*, 2018 Jun 27.
- [26] T. Q. Chen, Y. Rubanova, J. Bettencourt & D. K. Duvenaud, Neural ordinary differential equations. In *NeurIPS*, pp. 6571-6583, 2018.
- [27] X. Chen, Y. Duan, R. Houthoof, J. Schulman, I. Sutskever & P. Abbeel, "Infogan: Interpretable representation learning by information maximizing generative adversarial nets," In *NeurIPS*, 2016.
- [28] J. Chorowski and J. M. Zurada, "Learning understandable neural networks with nonnegative weight constraints," *IEEE transactions on neural networks and learning systems*, vol. 26, no. 1, pp. 62-69, 2014.
- [29] A. Choromanska, M. Henaff, M. Mathieu, G. B. Arous & Y. LeCun, "The loss surfaces of multilayer networks," In *Artificial Intelligence and Statistics*, 2015.
- [30] L. Chu, X. Hu, J. Hu, L. Wang and J. Pei, "Exact and consistent interpretation for piecewise linear neural networks: A closed form solution," In *KDD*, pp. 1244-1253, 2018, July.
- [31] M. W. Craven and J. W. Shavlik, "Extracting Tree-structured Representations of Trained Networks," In *NeurIPS*, 1995.
- [32] N. Cohen, O. Sharir, and A. Shashua, "The power of deeper networks for expressing natural functions," In *COLT*, 2016.
- [33] P. Dabkowski and Y. Gal, "Real time image saliency for black box classifiers," In *NeurIPS*, pp. 6967-6976, 2017.
- [34] A. Datta, S. Sen, Y. Zick, "Algorithmic transparency via quantitative input influence: Theory and experiments with learning systems," In *IEEE symposium on security and privacy (SP)*, pp. 598-617, 2016 May.
- [35] J. Devlin, M. W. Chang, K. Lee, K. Toutanova, "Bert: Pre-training of deep bidirectional transformers for language understanding," *arXiv preprint, arXiv:1810.04805*, 2018.
- [36] A. Dosovitskiy, T. Brox, "Inverting visual representations with convolutional networks," In *CVPR*, pp. 4829-4837, 2016.
- [37] F. Doshi-Velez and B. Kim, "Towards a rigorous science of interpretable machine learning," *arXiv preprint arXiv:1702.08608*, 2017.

- [38] T. F. Drumond and T. Viéville and F. Alexandre, “Bio-inspired analysis of deep learning on not-so-big data using data-prototypes,” *Frontiers in computational neuroscience*, vol. 12, no. 100, 2018.
- [39] M. Du, N. Liu and X. Hu, “Techniques for interpretable machine learning,” *arXiv preprint*, arXiv:1808.00033, 2018.
- [40] D. Erhan, Y. Bengio, A. Courville, P. Vincent, “Visualizing higher-layer features of a deep network,” *University of Montreal*, vol. 1341, no. 3, 2009 Jun 9.
- [41] R. Eldan and O. Shamir, “The power of depth for feedforward neural networks,” In *COLT*, 2016.
- [42a] F. Fan, D. Wang, G. Wang, “Universal approximation by a slim network with sparse shortcut connections,” *arXiv preprint*, arXiv:1811.09003, 2018.
- [42b] F. Fan, M. Li, Y. Teng and G. Wang, “Soft-Autoencoder and Its Wavelet Shrinkage Interpretation,” *arXiv preprint* arXiv:1812.11675, 2018.
- [42c] F. Fan and G. Wang, “Learning from Pseudo-Randomness with an Artificial Neural Network—Does God Play Pseudo-Dice?” *IEEE Access*, vol. 6, pp. 22987-22992, 2018.
- [42d] F. Fan and G. Wang, “Fuzzy Logic Interpretation of Artificial Neural Networks,” *arXiv preprint*, arXiv:1807.03215, 2018.
- [42e] F. Fan and W. Cong and G. Wang, “A new type of neurons for machine learning,” *International journal for numerical methods in biomedical engineering*, vol. 34, no. 2, e2920, 2018.
- [43] L. Fan, “Revisit fuzzy neural network: Demystifying batch normalization and ReLU with generalized hamming network,” In *NeurIPS*, pp. 1923-1932, 2017.
- [44] R. C. Fong and A. Vedaldi, “Interpretable explanations of black boxes by meaningful perturbation,” In *CVPR*, pp. 3429-3437, 2017.
- [45] J. H. Friedman, “Greedy function approximation: a gradient boosting machine,” *Annals of statistics*, pp. 1189-232, 2001.
- [46] L. Fu, “Rule generation from neural networks,” *IEEE Transactions on Systems, Man, and Cybernetics*, vol. 24, no. 8, pp. 1114-24, 1994.
- [47] R. Ge, F. Huang, C. Jin and Y. Yuan, “Escaping from saddle points—Online stochastic gradient for tensor decomposition,” *COLT*, 2015
- [48] L. H. Gilpin, D. Bau, B. Z. Yuan, A. Bajwa, M. Specter, L. Kagal, “Explaining explanations: An overview of interpretability of machine learning,” In *DSAA*, pp. 80-89, 2018.
- [49] R. Girshick, J. Donahue, T. Darrell, J. Malik, “Rich feature hierarchies for accurate object detection and semantic segmentation,” In *CVPR*, pp. 580-587, 2014.
- [50] A. Goldstein, A. Kapelner, J. Bleich, E. Pitkin, “Peeking inside the black box: Visualizing statistical learning with plots of individual conditional expectation,” *Journal of Computational and Graphical Statistics*, vol. 24, no. 1, pp. 44-65, 2015.
- [51] I. Goodfellow, J. Pouget-Abadie, M. Mirza, B. Xu, D. Warde-Farley, S. Ozair, A. Courville and Y. Bengio, “Generative adversarial nets,” In *NeurIPS*, pp. 2672-2680, 2014.
- [52] Y. Goyal, Z. Wu, J. Ernst, D. Batra, D. Parikh & S. Lee, “Counterfactual Visual Explanations,” *arXiv preprint*, arXiv:1904.07451, 2019.
- [53] C. Guan, X. Wang, Q. Zhang, R. Chen, D. He, X. Xie, “Towards a Deep and Unified Understanding of Deep Neural Models in NLP,” In *ICML*, pp. 2454-2463, 2019.
- [54] R. Guidotti, A. Monreale, S. Ruggieri, D. Pedreschi, F. Turini, F. Giannotti, “Local rule-based explanations of black box decision systems,” *arXiv preprint*, arXiv:1805.10820, 2018.
- [55] R. Guidotti, A. Monreale, S. Ruggieri, F. Turini, F. Giannotti & D. Pedreschi, “A survey of methods for explaining black box models,” *ACM computing surveys (CSUR)*, vol. 51, no. 5, pp. 93, 2019.
- [56] H. Guo, U. Kruger, G. Wang, M. K. Kalra, P. Yan, “Knowledge-based Analysis for Mortality Prediction from CT Images,” *arXiv preprint*, arXiv:1902.07687, 2019.
- [57] F. He, T. Liu, and D. Tao, “Why resnet works? residuals generalize,” *arXiv preprint* arXiv:1904.01367, 2019.
- [58] K. He, X. Zhang, S. Ren and Jian Sun, “Deep Residual Learning for Image Recognition”, In *CVPR*, 2016.
- [59] G. E. Hinton, R. R. Salakhutdinov, “Reducing the dimensionality of data with neural networks,” *Science*, vol. 313, no. 5786, pp. 504-7, 2006.
- [60] G. Hinton, O. Vinyals, J. Dean, “Distilling the knowledge in a neural network,” *arXiv preprint*, arXiv:1503.02531, 2015.
- [61] G. E. Hinton, S. Osindero, Y. W. The, “A fast learning algorithm for deep belief nets,” *Neural computation*, vol. 18, no. 7, pp. 1527-54, 2006.
- [62] S. Hochreiter, J. Schmidhuber, “Long short-term memory,” *Neural computation*, vol. , no. 8, pp. 1735-80, 1997.
- [63] G. Hooker, “Discovering additive structure in black box functions,” In *KDD*, pp. 575-580, 2004.
- [64] H. Huang, “Mechanisms of dimensionality reduction and decorrelation in deep neural networks,” *Physical Review E*, vol. 98, no. 6, pp. 062313, 2018.
- [65] Z. Hu, X. Ma, Z. Liu, E. Hovy and E. Xing, “Harnessing deep neural networks with logic rules,” *arXiv preprint*, arXiv:1603.06318., 2016.
- [66] S. Jain, B. C. Wallace, “Attention is not explanation,” *arXiv preprint* arXiv:1902.10186, 2019.
- [67] J. S. Jang, “ANFIS: adaptive-network-based fuzzy inference system,” *IEEE transactions on systems, man, and cybernetics*, vol. 23, no. 3, pp. 665-685, 1993.
- [67] J. S. Jang and C. T. Sun, “Functional equivalence between radial basis function networks and fuzzy inference systems,” *IEEE transactions on Neural Networks*, vol. 4, no. 1, pp. 156-159, 1993.
- [68] A. Kádár, G. Chrupała and A. Alishahi, “Representation of linguistic form and function in recurrent neural networks,” *Computational Linguistics*, vol. 43, no. 4, pp. 761-780, 2017.
- [69a] A. Karpathy, L. Fei-Fei, “Deep visual-semantic alignments for generating image descriptions,” In *CVPR*, pp. 3128-3137, 2015.
- [69b] A. Karpathy, J. Johnson and L. Fei-Fei, “Visualizing and understanding recurrent networks,” *arXiv preprint*, arXiv:1506.02078, 2015.
- [70] K. Kawaguchi and Y. Bengio, “Depth with nonlinearity creates no bad local minima in ResNets,” vol. 118, pp. 167-174 *Neural Networks*, 2018.
- [71] B. Kim, M. Wattenberg, J. Gilmer, C. Cai, J. Wexler, F. Viegas and R. Sayres, “Interpretability beyond feature attribution: Quantitative testing with concept activation vectors (tcav),” *arXiv preprint*, arXiv:1711.11279, 2017.
- [72] P. J. Kindermans, K. T. Schütt, M. Alber, K. R. Müller, D. Erhan, B. Kim and S. Dähne, “Learning how to explain neural networks: Patternnet and patternattribution,” *arXiv preprint*, arXiv:1705.05598, 2017.
- [73] T. N. Kipf, M. Welling, “Semi-supervised classification with graph convolutional networks,” *arXiv preprint*, arXiv:1609.02907, 2016.
- [74] P. W. Koh and P. Liang, “Understanding black-box predictions via influence functions,” In *ICML*, 2017.
- [75] S. Kolouri, X. Yin and G. K. Rohde, “Neural Networks, Hypersurfaces, and Radon Transforms,” *arXiv preprint*, arXiv:1907.02220, 2019.
- [76] R. Krishnan, G. Sivakumar, P. Bhattacharya, “Extracting decision trees from trained neural networks,” *Pattern recognition*, vol. 1, no. 32, pp. 12, 2019.
- [77] D. Krotov and J. J. Hopfield, “Unsupervised learning by competing hidden units,” *Proceedings of the National Academy of Sciences*, vol. 116, no. 16, pp. 7723-7731, 2019.
- [78] C. C. C. J. Kuo, M. Zhang, S. Li, J. Duan and Y. Chen, “Interpretable convolutional neural networks via feedforward design,” *Journal of Visual Communication and Image Representation*, vol. 60, pp. 346-359, 2019.
- [79a] H. Lakkaraju, E. Kamar, R. Caruana and E. Horvitz, “Identifying unknown unknowns in the open world: Representations and policies for guided exploration,” In *AAAI*, 2017.
- [79b] H. Lakkaraju, E. Kamar, R. Caruana, J. Leskovec, “Interpretable & explorable approximations of black box models,” *arXiv preprint*, arXiv:1707.01154, 2017 Jul 4.
- [80] I. Lage, A. Ross, S. J. Gershman, B. Kim, and F. Doshi-Velez, “Human-in-the-loop interpretability prior,” In *NeurIPS*, pp. 10159-10168, 2018.
- [81] N. Lei, K. Su, L. Cui, S. T. Yau, X. D. Gu, “A geometric view of optimal transportation and generative model,” *Computer Aided Geometric Design*, vol. 68, pp. 1-21, 2019.
- [82] T. Lei, R. Barzilay and T. Jaakkola, “Rationalizing neural predictions,” *arXiv preprint*, arXiv:1606.04155, 2016.
- [83] J. Li, W. Monroe and D. Jurafsky, “Understanding neural networks through representation erasure,” *arXiv preprint*, arXiv:1612.08220, 2016.
- [84] O. Li, H. Liu, C. Chen and C. Rudin, “Deep learning for case-based reasoning through prototypes: A neural network that explains its predictions,” In *AAAI*, 2018.
- [85] T. Y. Li and J. A. Yorke, “Period three implies chaos,” *The American Mathematical Monthly*, vol. 82, no. 10, pp. 985-992, 1975.
- [86] Y. Li, J. Yosinski, J. Clune, H. Lipson, J. E. Hopcroft, “Convergent Learning: Do different neural networks learn the same representations?” In *ICLR*, 2016.
- [87] S. Liang and R. Srikant, “Why deep neural networks for function approximation? In *ICLR*, 2017.

- [88] H. Lin and S. Jegelka, "Resnet with one-neuron hidden layers is a universal approximator," In *NeurIPS*, 2018.
- [89] Z. C. Lipton, "The myths of model interpretability," *arXiv preprint*, arXiv:1606.03490, 2016.
- [90] S. Lipovetsky and M. Conklin, "Analysis of regression in game theory approach," *Applied Stochastic Models in Business and Industry*, vol. 17, no. 4, pp. 319-330, 2001.
- [91] X. Liu, X. Wang and S. Matwin, "Interpretable deep convolutional neural networks via meta-learning," In *IJCNN*, pp. 1-9, 2018.
- [92] Y. Lu, A. Zhong, Q. Li, B. Dong, "Beyond finite layer neural networks: Bridging deep architectures and numerical differential equations," *arXiv preprint*, arXiv:1710.10121, 2017.
- [93] S. M. Lundberg and S. I. Lee, "A unified approach to interpreting model predictions," In *NeurIPS*, 2017.
- [94] A. Mahendran, A. Vedaldi, "Understanding deep image representations by inverting them," In *CVPR*, pp. 5188-5196, 2015.
- [95] F. Maire, "On the convergence of validity interval analysis," *IEEE transactions on neural networks*, vol. 11, no. 3, pp. 802-807, 2000.
- [96] A. H. Marblestone, G. Wayne and K. P. Kording, "Toward an integration of deep learning and neuroscience," *Frontiers in computational neuroscience*, vol. 10, no. 94, 2016.
- [97] W. S. McCulloch and W. Pitts, "A logical calculus of the ideas immanent in nervous activity," *The bulletin of mathematical biophysics*, vol. 5, no. 4, pp. 115-133, 1943.
- [98] P. Mehta, D. J. Schwab, "An exact mapping between the variational renormalization group and deep learning," *arXiv preprint*, arXiv:1410.3831, 2014.
- [99] D. A. Melis and T. Jaakkola, "Towards robust interpretability with self-explaining neural networks," In *NeurIPS*, pp. 7775-7784, 2018.
- [100] H. N. Mhaskar and T. Poggio, "Deep vs. shallow networks: An approximation theory perspective," *Analysis and Applications*, vol. 14, pp. 829-848, 2016.
- [101] G. Montavon, S. Lapuschkin, A. Binder, W. Samek, K. R. Müller, "Explaining nonlinear classification decisions with deep taylor decomposition," *Pattern Recognition*, vol. 65, pp. 211-22, 2017.
- [102] D. Nauck, "A fuzzy perceptron as a generic model for neuro-fuzzy approaches," *Proc. Fuzzy*, 1994.
- [103] A. Nguyen, A. Dosovitskiy, J. Yosinski, T. Brox & J. Clune, "Synthesizing the preferred inputs for neurons in neural networks via deep generator networks," In *NeurIPS*, pp. 3387-3395, 2016.
- [104] A. Nguyen, J. Clune, Y. Bengio, A. Dosovitskiy, J. Yosinski, "Plug & play generative networks: Conditional iterative generation of images in latent space," In *CVPR*, pp. 4467-4477, 2017.
- [105] Q. Nguyen and M. Hein, "The loss surface of deep and wide neural networks," In *ICML*, 2017.
- [106] C. Niu, J. Zhang, Q. Wang and J. Liang, "Weakly supervised semantic segmentation for joint key local structure localization and classification of aurora image," *IEEE Transactions on Geoscience and Remote Sensing*, vol. 56, no. 12, pp. 7133-46, 2018.
- [107] J. Oh, X. Guo, H. Lee, R. L. Lewis, S. Singh, "Action-conditional video prediction using deep networks in atari games," In *NeurIPS*, pp. 2863-2871, 2015.
- [108] C. Olah, A. Mordvintsev, L. Schubert, "Feature visualization," *Distill*, vol. 2, pp. 11, e7, 2017.
- [109] M. Oquab, L. Bottou, I. Laptev, J. Sivic, "Is object localization for free?- weakly-supervised learning with convolutional neural networks," In *CVPR*, pp. 685-694, 2015.
- [110] J. Park and I. W. Sandberg, "Universal approximation using radial-basis-function networks," *Neural computation*, vol. 3, no. 2, 246-257, 1991.
- [111] B. Patro and V. P. Nambodiri, "Differential attention for visual question answering," In *CVPR*, pp. 7680-7688, 2018.
- [112] P. O. Pinheiro and R. Collobert, "From image-level to pixel-level labeling with convolutional networks," In *CVPR*, pp. 1713-1721, 2015.
- [113] T. Poggio and F. Girosi, "Regularization algorithms for learning that are equivalent to multilayer networks," *Science*, vol. 247, no. 4945, pp. 978-982, 1990.
- [114] M. T. Ribeiro, S. Singh, C. Guestrin, "Why should I trust you?: Explaining the predictions of any classifier," In *KDD*, pp. 1135-1144, 2016.
- [115] M. T. Ribeiro, S. Singh, C. Guestrin, "Anchors: High-precision model-agnostic explanations," In *AAAI*, 2018.
- [116] M. Robnik-Šikonja, I. Kononenko, "Explaining classifications for individual instances," *IEEE Transactions on Knowledge and Data Engineering*, vol. 20, no. 5, pp. 589-600, 2008.
- [117] D. Rolnick and M. Tegmark, "The power of deeper networks for expressing natural functions," In *ICLR*, 2018.
- [118] A. S. Ross, M. C. Hughes & F. Doshi-Velez, "Right for the right reasons: Training differentiable models by constraining their explanations," *arXiv preprint*, arXiv:1703.03717, 2017.
- [119] C. Rudin, "Stop explaining black box machine learning models for high stakes decisions and use interpretable models instead," *Nature Machine Intelligence*, vol. 1, no. 5, pp. 206, 2019.
- [120] E. W. Saad, D. C. Wunsch II, "Neural network explanation using inversion," *Neural networks*, vol. 20, no. 1, pp. 78-93, 2007.
- [121] S. Sabour, N. Frosst and G. F. Hinton, "Dynamic routing between capsules," In *NeurIPS*, pp. 3856-3866, 2017.
- [122] T. Scott, K. Ridgeway, M. C. Mozer, "Adapted deep embeddings: A synthesis of methods for k-shot inductive transfer learning," In *NeurIPS*, pp. 76-85, 2018.
- [123] R. R. Selvaraju, M. Cogswell, A. Das, R. Vedantam, D. Parikh & D. Batra, Grad-cam: Visual explanations from deep networks via gradient-based localization. In *CVPR*, pp. 618-626, 2017.
- [124] R. Setiono, H. Liu, "Understanding neural networks via rule extraction," In *IJCAI*, vol. 1, pp. 480-485, 2017.
- [125] O. Shamir, "Are ResNets provably better than linear predictors?" In *NeurIPS*.
- [126] H. Shan, et al., "Competitive performance of a modularized deep neural network compared to commercial algorithms for low-dose CT image reconstruction. *Nature Machine Intelligence*, vol. 1, no. 6, pp. 269, 2019.
- [127] S. Shen, S. X. Han, D. R. Aberle, A. A. Bui and W. Hsu, "An interpretable deep hierarchical semantic convolutional neural network for lung nodule malignancy classification," *Expert Systems with Applications*, vol. 128, pp. 84-95, 2019.
- [128] A. Shrikumar, P. Greenside, A. Shcherbina and A. Kundaje, "Not just a black box: Interpretable deep learning by propagating activation differences," In *ICML*, 2016.
- [129] S. Singla, E. Wallace, S. Feng and S. Feizi, "Understanding Impacts of High-Order Loss Approximations and Features in Deep Learning Interpretation," *arXiv preprint*, arXiv:1902.00407, 2019.
- [130] R. Shwartz-Ziv and N. Tishby, "Opening the black box of deep neural networks via information," *arXiv preprint*, arXiv:1703.00810, 2017.
- [131] K. Simonyan, A. Vedaldi and A. Zisserman, "Deep inside convolutional networks: Visualising image classification models and saliency maps," *arXiv preprint*, arXiv:1312.6034, 2013.
- [132] D. Smilkov, N. Thorat, B. Kim, F. Viégas and M. Wattenberg, "Smoothgrad: removing noise by adding noise," *arXiv preprint*, arXiv:1706.03825, 2017.
- [133] S. H. Snyder, "Adenosine as a neuromodulator," *Annual review of neuroscience*, vol. 8, no. 1, pp. 103-24, 1985.
- [134] M. Soltanolkotabi, A. Javanmard and J. D. Lee, "Theoretical insights into the optimization landscape of over-parameterized shallow neural networks," *IEEE Transactions on Information Theory*, vol. 65, no. 2, pp. 742-769, 2018.
- [135] J. T. Springenberg, A. Dosovitskiy, T. Brox and M. Riedmiller, "Striving for simplicity: The all convolutional net," *arXiv preprint*, arXiv:1412.6806, 2014.
- [136] A. Stone, H. Wang, M. Stark, Y. Liu, D. S. Phoenix and D. George, "Teaching compositionality to cnns," In *CVPR*, pp. 5058-5067, 2017.
- [137] I. Sturm, S. Lapuschkin, W. Samek and K. R. Müller, "Interpretable deep neural networks for single-trial EEG classification," *Journal of neuroscience methods*, vol. 274, pp. 141-145, 2016.
- [138] A. Subramanian, D. Pruthi, J. H. Jhamtani, T. Berg-Kirkpatrick and E. Hovy, "Spine: Sparse interpretable neural embeddings," In *AAAI*, 2018.
- [139] M. Sundararajan, A. Taly and Q. Yan, "Axiomatic attribution for deep networks," In *ICML*, pp. 3319-3328, 2017.
- [140] C. Szegedy, W. Zaremba, I. Sutskever, J. Bruna, D. Erhan, I. Goodfellow, R. Fergus, "Intriguing properties of neural networks," *arXiv preprint*, arXiv:1312.6199, 2013.
- [141] L. Szymanski and B. McCane, "Deep networks are effective encoders of periodicity. *IEEE transactions on neural networks and learning systems*, 25:1816-1827, 2014. 1
- [142] S. Tan, R. Caruana, G. Hooker, P. Koch, A. Gordo, "Learning Global Additive Explanations for Neural Nets Using Model Distillation," *arXiv preprint*, arXiv:1801.08640, 2018.
- [143] S. Thrun, "Extracting rules from artificial neural networks with distributed representations," In *NeurIPS*, pp. 505-512, 1995.
- [144] N. Tishby and N. Zaslavsky, N., "Deep learning and the information bottleneck principle," In *IEEE Information Theory Workshop (ITW)*, pp. 1-5, 2015.

- [146] H. L. Van der Maas, P. F. Verschure & P. C. Molenaar, "A note on chaotic behavior in simple neural networks," *Neural Networks*, vol. 3, no. 1, pp. 119-122, 1990.
- [147] P. Van Molle, M. De Strooper, T. Verbelen, B. Vankeirsbilck, P. Simoens, B. Dhoedt, "Visualizing convolutional neural networks to improve decision support for skin lesion classification," In *Understanding and Interpreting Machine Learning in Medical Image Computing Applications*, pp. 115-123, 2018.
- [148] J. Vaughan, A. Sudjianto, E. Brahimi, J. Chen & V. N. Nair, "Explainable neural networks based on additive index models," *arXiv preprint*, arXiv:1806.01933, 2018.
- [149] A. Veit, M. J. Wilber, and S. Belongie. Residual networks behave like ensembles of relatively shallow networks. In *NeurIPS*, 2016.
- [150] O. Vinyals, A. Toshev, S. Bengio and D. Erhan, "Show and tell: A neural image caption generator," In *CVPR*, pp. 3156-3164, 2015.
- [151] S. Wachter, B. Mittelstadt and C. Russell, "Counterfactual Explanations without Opening the Black Box: Automated Decisions and the GDPR," *Harv. JL & Tech.*, vol. 31, no. 841, 2017.
- [152] E. Wallace, S. Feng, J. Boyd-Graber, "Interpreting Neural Networks with Nearest Neighbors," *arXiv preprint*, arXiv:1809.02847, 2018.
- [153] C. Wang and M. Niepert, "State-Regularized Recurrent Neural Networks," *arXiv preprint*, arXiv:1901.08817, 2019.
- [154] G. Wang, "A perspective on deep imaging," *IEEE Access*, vol. 4, pp. 8914-24, 2016.
- [155] T. Wang, "Gaining Free or Low-Cost Interpretability with Interpretable Partial Substitute," In *ICML*, pp. 6505-6514, 2019.
- [156] Y. Wang, H. Su, B. Zhang and X. Hu, "Interpret neural networks by identifying critical data routing paths," In *CVPR*, 2018.
- [157] D. E. Worrall, S. J. Garbin, D. Turmukhambetov and G. J. Brostow, "Interpretable transformations with encoder-decoder networks," In *ICCV*, pp. 5726-5735, 2017.
- [158] C. Wu, M. J. Gales, A. Ragni, P. Karanasou and K. C. Sim, "Improving interpretability and regularization in deep learning," *IEEE/ACM Transactions on Audio, Speech, and Language Processing*, vol. 26, no. 2, pp. 256-265, 2017.
- [159] M. Wu, M. C. Hughes, S. Parbhoo, M. Zazzi, V. Roth and F. Doshi-Velez, "Beyond sparsity: Tree regularization of deep models for interpretability," In *AAAI*, 2018.
- [160] T. Wu, W. Sun, X. Li, X. Song & B. Li, "Towards Interpretable R-CNN by Unfolding Latent Structures," *arXiv preprint*, arXiv:1711.05226, 2017.
- [161] Q. Xie, X. Ma, Z. Dai and E. Hovy, "An interpretable knowledge transfer model for knowledge base completion," *arXiv preprint*, arXiv:1704.05908, 2017.
- [162] K. Xu, S. Liu, G. Zhang, et al., "Interpreting adversarial examples by activation promotion and suppression," *arXiv preprint*, arXiv:1904.02057, 2019.
- [163] K. Xu, J. Ba, R. Kiros, K. Cho, A. Courville, R. Salakhudinov, R. Zemel, Y. Bengio, "Show, attend and tell: Neural image caption generation with visual attention," In *ICML*, pp. 2048-2057, 2015.
- [166] S. Yu, J. C. Principe, "Understanding autoencoders with information theoretic concepts," *Neural Networks*, vol. 117, pp. 104-23, 2019.
- [167] C. Yang, A. Rangarajan and S. Ranka, Global model interpretation via recursive partitioning. In *IEEE 20th International Conference on High Performance Computing and Communications; IEEE 16th International Conference on Smart City; IEEE 4th International Conference on Data Science and Systems (HPCC/SmartCity/DSS)*, pp. 1563-1570, 2018, June.
- [168] J. C. Ye, Y. Han and E. Cha, "Deep convolutional framelets: A general deep learning framework for inverse problems," *SIAM Journal on Imaging Sciences*, vol. 11, no. 2, pp. 991-1048, 2018.
- [169] S. You, D. Ding, K. Canini, J. Pfeifer and M. Gupta, "Deep lattice networks and partial monotonic functions," In *NeurIPS*, pp. 2981-2989, 2017.
- [170] J. Yosinski, J. Clune, A. Nguyen, T. Fuchs, H. Lipson, "Understanding neural networks through deep visualization," *arXiv preprint*, arXiv:1506.06579, 2015.
- [171] L. A. Zadeh, "Fuzzy logic," *Computer*, vol. 21, no. 4, pp. 83-93, 1988.
- [172] M. D. Zeiler and R. Fergus, "Visualizing and understanding convolutional networks," In *ECCV*, pp. 818-833, 2014.
- [175a] Q. Zhang, R. Cao, F. Shi, Y. N. Wu and S. C. Zhu, "Interpreting cnn knowledge via an explanatory graph," In *AAAI*, 2018.
- [175b] Q. Zhang and S. C. Zhu, "Visual interpretability for deep learning: a survey," *Frontiers of Information Technology & Electronic Engineering*, vol. 19, no. 1, pp. 27-39, 2018.
- [175c] Q. Zhang, W. Wang and S. C. Zhu, "Examining cnn representations with respect to dataset bias," In *AAAI*, 2018.
- [175d] Q. Zhang, Y. N. Wu and S. C. Zhu, "Interpretable convolutional neural networks," In *CVPR*, pp. 8827-8836, 2018.
- [176] P. Zhang, J. Wang, A. Farhadi, M. Hebert & D. Parikh, "Predicting failures of vision systems," In *CVPR*, pp. 3566-3573, 2014.
- [177] Y. Zhang, K. Song, Y. Sun, S. Tan, M. Udell, "Why Should You Trust My Explanation?" Understanding Uncertainty in LIME Explanations," *arXiv preprint*, arXiv:1904.12991, 2019.
- [178] Z. Zhang, Y. Xie, F. Xing, M. McGough, L. Yang, "Mdnnet: A semantically and visually interpretable medical image diagnosis network," In *CVPR*, pp. 6428-6436, 2017.
- [179] B. Zhou, A. Khosla, A. Lapedriza, A. Oliva and A. Torralba, "Learning deep features for discriminative localization," In *CVPR*, pp. 2921-2929, 2016.
- [180] B. Zhou, A. Khosla, A. Lapedriza, A. Oliva and A. Torralba, "Object detectors emerge in deep scene cnns," *arXiv preprint*, arXiv:1412.6856, 2014.
- [181] L. M. Zintgraf, T. S. Cohen, T. Adel and M. Welling, "Visualizing deep neural network decisions: Prediction difference analysis," *arXiv preprint*, arXiv:1702.04595, 2017.