

Tests for detecting risk equivalent portfolios

MARC DITZHAUS[†] AND DANIEL GAIGALL[‡]

[†] *Department of Statistics, TU Dortmund University, 44221 Dortmund, Germany.*

E-mail: marc.ditzhaus@tu-dortmund.de

[‡] *Talanx AG, Group Risk Management, 30659 Hannover, Germany,
and Institute of Probability and Statistics,
Leibniz University Hannover, 30167 Hannover, Germany.*

E-mail: daniel.gaigall@talanx.com

Summary The aim of this paper is the development of consistent tests for the comparison of the distributions of two possibly dependent portfolios. The tests can be used to check whether the two portfolios are risk equivalent. The related testing problem can be endowed into a more general paired data framework by testing marginal homogeneity of bivariate functional data, or even paired random variables taking values in a general Hilbert space. To address this problem, we apply a Cramér-von-Mises type test statistic and suggest a bootstrap as well as permutation procedure to obtain critical values. The usually desired properties of a bootstrap and permutation test can be derived, that are asymptotic exactness under the null hypothesis and consistency under alternatives. Simulations demonstrate the quality of the tests in the finite sample case and confirm the theoretical findings. Finally, we illustrate the application of the approach by comparing real financial time series.

Keywords: *Marginal homogeneity, Functional data, Permutation test, Bootstrap test, U-Statistic, Cramér-von-Mises test.*

1. INTRODUCTION

Due to the availability of high frequency data, economic as well as financial quantities are described and modeled by random functions, so-called stochastic processes. Examples are stock prices, wages or electricity/water/gas consumption. Since classical methods are designed for vector-valued observations rather than for stochastic processes, they usually cannot be applied in this situation. The field of functional data tries to close this gap. For a detailed introduction to functional data we refer to Aneiros et al. (2017), Ramsay and Silverman (2002, 2005), Ferraty and Vieu (2006), and Horvath and Kokoszka (2012). As insinuate above, classical testing problems need to be revisited regarding observations coming from stochastic processes. One popular solution to tackle this problem is to project the random functions to the real line and then apply one of the classical methods. For example, Cuesta-Albertos et al. (2006) and Cuesta-Albertos et al. (2007) applied the Kolomogorov–Smirnov goodness-of-fit test to randomly projected square integrable functions. Cuevas and Fraiman (2009) extended this idea to more general spaces. Ditzhaus and Gaigall (2018) did the same by discussing observations with values in a general Hilbert space. In this way, stochastic processes as well as high-dimensional data can be discussed simultaneously. More interaction between these two fields is desirable as stated by Goia and Vieu (2016) and Cuevas (2014) in the functional data community as well as by Ahmed (2017) from the high-dimensional side. Extending the idea of goodness-of-fit, Bugni et al. (2009) studied the testing problem whether the underlying distribution belongs to a pre-specified parametric family. In this paper, we use also the

projection idea but we address a paired-sample testing problem. To be more specific, we suggest a procedure for testing marginal homogeneity. Hereby, we follow the general idea of Ditzhaus and Gaigall (2018) to consider not just a few random projects but all projects from a sufficient large projection space. The advantage of this approach is that no additional randomness has an influence on the result of the test. With a view to the consistency of the testing procedure, we follow the idea in Ditzhaus and Gaigall (2018), where a one-sample goodness-of-fit test is discussed, and apply a test statistic of Cramér-von-Mises type. See Anderson and Darling (1952) and Rosenblatt (1952) for Cramér-von-Mises tests in the usual cases of real-valued random variables and random vectors with real components. However, the demand for consistency has a price: the distribution of the test statistic under the null hypothesis is unknown and so related quantiles are not available in practice. To solve this problem, we offer a bootstrap as well as a permutation procedure to determine critical values. Permutation tests were already used by Hall and Tajvidi (2002) and Bugni and Horowitz (2018) for the unpaired two-sample setting under functional data. The procedure of Bugni and Horowitz (2018) even applies to the more general situation of one control group against several treatment groups. In contrast to the unpaired setting, exchangeability is not given in general under the null hypothesis of marginal homogeneity. This is already known for bivariate distributions on \mathbb{R}^2 , see Gaigall (2019). Nevertheless, we can show that the permutation as well as the bootstrap versions of our test keep the nominal level asymptotically under the null hypothesis. Moreover, we prove the consistency of our approach with respect to the bootstrap and permutation procedure under any alternative. While also other applications are possible, for instance to high-dimensional data, we especially focus on functional data in the financial field. In particular, we explain how our Cramér-von-Mises type test can be used to check whether two portfolios are risk equivalent. Thereby, our approach yields also a method to cover seasonality effects in the time series. The paper is structured as follows: We first introduce the model and our general null hypothesis of marginal homogeneity in the paired sample setting. Moreover, we explain how to embed the question of risk equivalent portfolios into this framework. In Section 3, we introduce a Cramér-von-Mises type test for the aforementioned testing problem and derive its asymptotic behavior. The resulting asymptotic law under the null hypothesis can be transferred to a bootstrap as well as a permutation counterpart of the test statistic. In addition to these theoretical findings, we study the small sample performance of the two resampling tests in a numerical simulation study presented in Section 4. Finally, an application to financial time series, namely historical values of the Nikkei Stock Average, Dow Jones Industrial Average, and Standard & Poors 500 is demonstrated in Section 5. All proofs are conducted in the Appendix.

2. THE MODEL

Let H be a general separable Hilbert space over \mathbb{R} with inner product $\langle \cdot, \cdot \rangle$ and countable orthonormal basis $O = \{e_i; i \in I\}$, where e_i is the i -th basis element and the index set I is given by the natural numbers $I = \mathbb{N}$ or the subset $I = \{1, \dots, |I|\} \subset \mathbb{N}$. While the theory is valid for general H , we are mainly interested, regarding application to financial and economic observations, on the specific space $H = L^2[0, T]$ containing all measurable and square integrable real-valued functions on the interval $[0, T]$ of length $T \in (0, \infty)$ and equipped with the usual inner product $\langle f, g \rangle = \int_0^T f(x)g(x) dx$, $f, g \in H$. In that case, we may choose a corresponding orthonormal basis given by normalized Legendre

polynomials. Now, let paired observations be given

$$X_j = (X_{j,1}, X_{j,2}), \quad j = 1, \dots, n,$$

that are random variables with values in $H \times H$. In our main application, these observations obtained from the time series of the values of two assets or two portfolios. As detail explained in the following section, we split the time series into equal sized time intervals and obtain by this the n pairs X_1, \dots, X_n as increment processes or log-return processes. Usual financial models ensure that X_1, \dots, X_n are independent and identical distributed (i.i.d.), which we suppose throughout the rest of the paper. We suppose that the distribution P^{X_1} of X_1 is unknown. While we allow any dependence structure between $X_{1,1}$ and $X_{1,2}$, we like to infer the null hypothesis of marginal homogeneity

$$\mathcal{H} : P^{X_{1,1}} = P^{X_{1,2}} \quad \text{versus} \quad \mathcal{K} : P^{X_{1,1}} \neq P^{X_{1,2}}.$$

In the context of portfolios, \mathcal{H} may represent the null hypotheses of risk equivalent portfolios as we explain subsequently.

2.1. Risk equivalent portfolios

We consider two portfolios and a time period $[0, T_0]$, where $T_0 \in (0, \infty)$ is a time horizon. The related value process of portfolio i is denoted by

$$\Pi_i = (\Pi_i(t); t \in [0, T_0]), \quad i = 1, 2,$$

where Π_i is a random variable which takes values in the space of all measurable and square integrable real-valued functions on $[0, T_0]$. For the comparison of Π_1 and Π_2 , we have only one path for each portfolio available. Statistical inference on the basis of a single observation is difficult, to say the least. Often, additional structural assumptions on the underlying stochastic process we are working with are available. Without such structural assumptions, reasonable statistical analysis is impossible. In the famous random walk model, exponential Lévy model, Black-Scholes model, and Merton model, the structural assumptions mentioned are independence and stationarity of the increments of a Lévy process. Seasonality effects, that are specific trends during certain periods of the time series, can disturb such structural assumptions. Figure 1 shows the mean monthly indices (open) of the Nikkei Stock Average (Nikkei 225), Dow Jones Industrial Average (DJIA), and Standard & Poor's 500 (S&P 500) from 01/01/1999 to 01/01/2019. As already mentioned above, we will tackle this problem by splitting up the time horizon into n equal sized time intervals to obtain n observations for each portfolio. To be more specific, let $T_0 = nT$ for $T \in (0, \infty)$ then we consider the time periods $[0, T], \dots, [(n-1)T, nT]$ and our observations are the increments during these periods

$$X_{j,i} = \Pi_i(t + (j-1)T) - \Pi_i((j-1)T), \quad t \in [0, T], \quad i = 1, 2, \quad j = 1, \dots, n,$$

which are themselves measurable and square integrable real-valued functions on $[0, T]$. The structural assumptions in the popular models mentioned imply an i.i.d. structure of our observations $X_{j,i}$. Under the random walk hypothesis these increments are directly i.i.d.; in the Black-Scholes model and the Merton model, this is also satisfied after applying the one-to-one transformation

$$(\Pi_1, \Pi_2) \longmapsto (\log \Pi_1, \log \Pi_2),$$

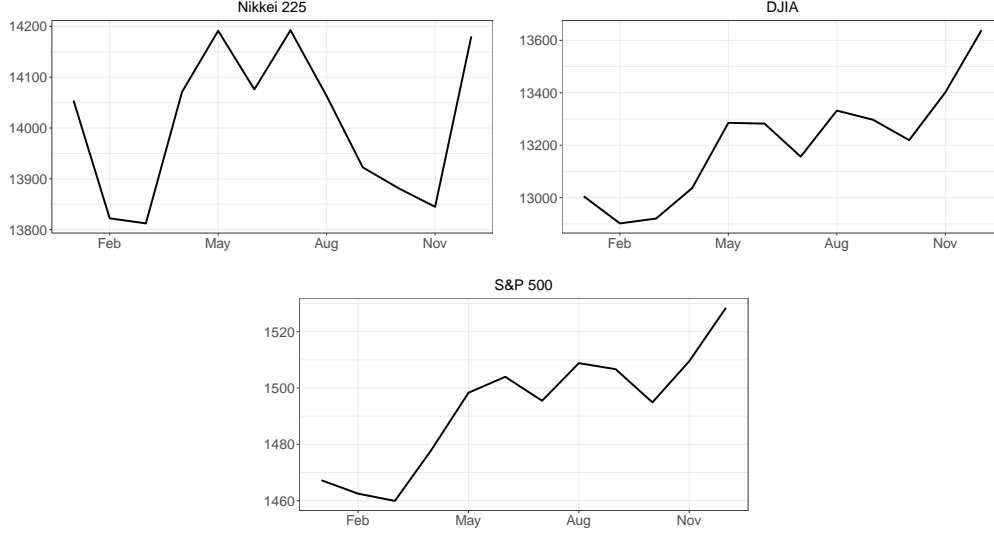


Figure 1. Mean monthly values from 01/01/1999 to 01/01/2019.

i.e., if we use log-returns instead of increments. We assume in addition that the increments are independent of the start values of the portfolios. To judge the risk of a portfolio let us introduce the set of law-invariant risk measures \mathcal{R} , where $\rho \in \mathcal{R}$ is a map from $L^2[0, T_0]$ into \mathbb{R} . We say two portfolios are risk equivalent if

$$\rho(\Pi_1 | \Pi_1(0) = \pi) = \rho(\Pi_2 | \Pi_2(0) = \pi) \text{ for all } \rho \in \mathcal{R} \text{ and } \pi \in \mathbb{R}, \quad (2.1)$$

i.e., if they have the same risk when starting at the prize π . Risk equivalence can be expressed by the increments $X_{j,i}$.

THEOREM 2.1. *The following statements are equivalent.*

- (i) *We have $P^{\Pi_1 | \Pi_1(0)=\pi} = P^{\Pi_2 | \Pi_2(0)=\pi}$ for all $\pi \in \mathbb{R}$.*
- (ii) *The portfolios Π_1 and Π_2 are risk equivalent in the sense of (2.1).*
- (iii) *The increments of both portfolios follow the same distribution, i.e. $P^{X_{1,1}} = P^{X_{1,2}}$.*

3. TEST STATISTIC

As postulated in the introduction, we project first the processes $X_{j,i}$ to the real line and then apply a Cramér-von-Mises type test. Projection is done via the inner product, i.e., we consider $\langle X_{j,i}, x \rangle$ for $x \in H$. As already done by Ditzhaus and Gaigall (2018), we consider all projections x from a sufficient large projection space $h \subset H$. In fact, as explained in Ditzhaus and Gaigall (2018), the distributions of $X_{1,1}$ and $X_{1,2}$ coincide if and only if $\langle X_{1,1}, x \rangle$ and $\langle X_{1,2}, x \rangle$ have the same distribution for all projections $x \in h$, where

$$h = \left\{ \sum_{j=1}^k m_j e_{i_j}; k \in I, i_1, \dots, i_k \in I, i_1 < \dots < i_k, \sum_{j=1}^k m_j^2 = 1 \right\}.$$

This motivates the following test statistic:

$$\text{CvM}_n = \int D_n(x) \mathcal{P}(\mathrm{d}x), \quad (3.1)$$

where \mathcal{P} is a suitable probability measure on the projection space h and $D_n(x)$ is the usual two-sample Cramér-von-Mises distance when applying the projection $x \in h$. Let

$$F_{n,i}(x, r) = \frac{1}{n} \sum_{j=1}^n \mathbf{1}_{\langle x, X_{j,i} \rangle \leq r}, \quad (x, r) \in H \times \mathbb{R}, \quad i = 1, 2,$$

be the empirical distribution function of the real-valued random variables $\langle x, X_{1,i} \rangle, \dots, \langle x, X_{n,i} \rangle$. Then the related two-sample Cramér-von-Mises distance is given by

$$D_n(x) = n \int [F_{n,1}(x, r) - F_{n,2}(x, r)]^2 \bar{F}_n(x, \mathrm{d}r),$$

where $\bar{F}_n = (F_{n,1} + F_{n,2})/2$. The probability measure \mathcal{P} can be chosen arbitrarily in advance as long as some regularity assumptions are fulfilled. While Ditzhaus and Gaigall (2018) discussed general conditions on this measure such that the procedure works, we restrict here to the following specific proposal. It is based on two probability measures ν_1 and ν_2 on the index set I such that $\nu_j(\{i\}) > 0$ for all $i \in I$. In the case of functional data, we can choose shifted Poisson distributions, for instance. In what follows, we specify the probability measure \mathcal{P} by determining the procedure to generate a realization of \mathcal{P} . This procedure is also useful to obtain the concrete value of the test statistic by Monte-Carlo simulation in applications.

- STEP 1. Generate a realization $k \in I$ of the distribution ν_1 .
- STEP 2. Independently of Step 1, generate $i_1, \dots, i_k \in I$ by k -times sampling without replacement from the distribution ν_2 .
- STEP 3. Independently of Steps 1 and 2, generate a realization (m_1, \dots, m_k) of the uniform distribution on the unit circle in \mathbb{R}^k .
- STEP 4. Set $x = \sum_{j=1}^k m_j e_{i_j}$.

3.1. Asymptotics

For our asymptotic approach, we let $n \rightarrow \infty$. In the context of portfolios described in Section 2.1, we suppose that the time horizon T_0 tends to ∞ leading to a growing number of observed time periods of length T . It is well known that the Cramér-von-Mises distance D_n is connected to von Mises' type functionals, also known as V-Statistics, which are closely related to U-Statistics. For a deeper introduction to these kinds of statistics, we refer the reader to Koroljuk and Borovskich (1994) and Serfling (2001). Our statistic CvM_n can also be rewritten into a certain V-Statistic and, thus, the same theory can be applied to obtain the following result.

THEOREM 3.1. *Let τ_1, τ_2, \dots be a sequence of independent standard normal distributed random variables. Under the null hypothesis \mathcal{H} ,*

$$\text{CvM}_n \xrightarrow{d} \sum_{i=1}^{\infty} \lambda_i (1 + \tau_i^2) = Z, \quad (3.2)$$

where $(\lambda_i)_{i \in \mathbb{N}}$ is a sequence of non-negative numbers with $\sum_{i=1}^{\infty} \lambda_i < \infty$ and $\lambda_i > 0$ for at least one $i \in \mathbb{N}$ implying that the distribution function of Z is continuous and strictly increasing on the non-negative half-line.

THEOREM 3.2. *Under the alternative \mathcal{K} , our statistic CvM_n diverges, i.e., $\text{CvM}_n \xrightarrow{P} \infty$ as $n \rightarrow \infty$.*

In general, the test statistic CvM_n is not distribution-free under the null hypothesis, i.e., the distribution depends on the unknown distribution of X_1 . As it can be seen in the proofs, the same applies to Z . Given that $\alpha \in (0, 1)$ is the significance level, neither a $(1 - \alpha)$ -quantile $c_{n,1-\alpha}$ of CvM_n nor the $(1 - \alpha)$ -quantile $c_{1-\alpha}$ of Z is available as critical value in applications. To resolve this problem, we propose the estimation of the quantiles via bootstrapping or permutation.

3.2. Bootstrap procedure

We propose a bootstrap procedure in the spirit of Efron (1979) and follow the idea in Gaigall (2019), where the usual two-sample Cramér-von-Mises distance is applied to bivariate random vectors with values in \mathbb{R}^2 . Note that under the null hypothesis \mathcal{H} the expectations $E[F_{n,1}(x, y)] = E[F_{n,2}(x, y)]$, $(x, y) \in H \times \mathbb{R}$, coincide and, thus, we can rewrite our test statistic into

$$\text{CvM}_n = n \int \int \{F_{n,1}(x, y) - E[F_{n,1}(x, y)] + E[F_{n,2}(x, y)] - F_{n,2}(x, y)\}^2 \bar{F}_n(x, dy) \mathcal{P}(dx).$$

Denote by $X_{jn}^* = (X_{jn,1}^*, X_{jn,2}^*)$, $j = 1, \dots, n$, a bootstrap sample from the original observations X_j , $j = 1, \dots, n$, obtained by n -times sampling with replacement. Let $F_{n,i}^*$, \bar{F}_n^* be the bootstrap counterparts of $F_{n,i}$ and \bar{F}_n . Clearly, $E[F_{n,i}^*(x, y)] = F_{n,i}(x, y)$. Consequently, the bootstrap counterpart of our test statistic is

$$\text{CvM}_n^* = n \int \int \left(F_{n,1}^*(x, y) - F_{n,1}(x, y) + F_{n,2}(x, y) - F_{n,2}^*(x, y) \right)^2 \bar{F}_n^*(x, dy) \mathcal{P}(dx).$$

Let $c_{n,1-\alpha}^*$ be a $(1 - \alpha)$ -quantile of CvM_n^* given the original observations X_1, \dots, X_n . In applications, concrete values of $c_{n,1-\alpha}^*$ are obtained by Monte-Carlo simulation. In the proofs, we show that the bootstrap statistic mimics asymptotically the limiting null distribution under the null hypothesis \mathcal{H} implying that $c_{n,1-\alpha}^*$ is an appropriate estimator for the unknown quantile $c_{n,1-\alpha}$ or $c_{1-\alpha}$, while CvM_n^* and $c_{n,1-\alpha}^*$ remain asymptotically finite under general alternatives. This results in an asymptotically exact and consistent bootstrap test $\varphi_n^* = \mathbf{1}_{\text{CvM}_n > c_{n,1-\alpha}^*}$.

THEOREM 3.3. *As $n \rightarrow \infty$ we have $E[\varphi_n^*] = P(\text{CvM}_n > c_{n,1-\alpha}^*) \rightarrow \alpha \mathbf{1}_{\mathcal{H}} + \mathbf{1}_{\mathcal{K}}$.*

3.3. Permutation procedure

In addition to the bootstrap approach, we provide a permutation procedure for estimating the unknown quantile $c_{n,1-\alpha}$ or $c_{1-\alpha}$. Permutation is a well-established tool for two-sample settings, see for example Hall and Tajvidi (2002) and Bugni and Horowitz (2018) for the unpaired two-sample testing problem in the context of functional data analysis. In contrast to the unpaired situation, where the group memberships are randomly mixed

Table 1. Empirical sizes.

$X_{j,1}(t)$ $B_{j,1}(t)$	$X_{j,2}(t)$ $B_{j,2}(t)$	r	$\alpha = 5\%$		$\alpha = 10\%$	
			Perm	Boot	Perm	Boot
		0	4.9	5.2	9.5	10.7
		0.25	4.0	3.4	10.0	9.0
		0.5	5.3	3.9	11.0	8.4
$1.5B_{j,1}(t)$	$1.5B_{j,2}(t)$	0	3.8	4.5	8.9	9.6
		0.25	4.6	4.4	9.1	9.1
		0.5	5.5	4.0	9.6	7.9
$2B_{j,1}(t)$	$2B_{j,2}(t)$	0	4.8	5.2	10.9	12.0
		0.25	3.9	3.9	9.0	8.5
		0.5	4.7	3.7	9.0	7.1
$2.5B_{j,1}(t)$	$2.5B_{j,2}(t)$	0	5.1	5.5	10.3	10.3
		0.25	5.9	5.5	10.9	10.3
		0.5	5.0	4.3	9.1	7.6
$B_{j,1}(t) + 0.5t(1-t)$	$B_{j,2}(t) + 0.5t(1-t)$	0	4.8	5.1	9.2	10.0
		0.25	5.0	4.7	10.7	9.9
		0.5	4.6	3.2	8.6	7.2
$B_{j,1}(t) + t(1-t)$	$B_{j,2}(t) + t(1-t)$	0	4.9	5.2	9.4	10.3
		0.25	3.8	4.0	9.1	8.3
		0.5	3.9	2.6	7.2	6.4
$B_{j,1}(t) + 1.5t(1-t)$	$B_{j,2}(t) + 1.5t(1-t)$	0	4.7	5.2	9.6	9.9
		0.25	5.1	5.1	9.5	9.5
		0.5	4.2	2.9	8.7	7.7
$B_{j,1}(t) + 2t(1-t)$	$B_{j,2}(t) + 2t(1-t)$	0	5.0	5.8	9.7	10.7
		0.25	5.7	5.2	11.6	11.2
		0.5	4.6	3.7	10.4	8.1

up, we here permute just within the pair $X_j = (X_{j,1}, X_{j,2})$. To be more specific, the permutation observation $X_j^\pi = (X_{j,1}^\pi, X_{j,2}^\pi)$ equals either $(X_{j,1}, X_{j,2})$ or $(X_{j,2}, X_{j,1})$ both with probability 0.5. Let $F_{n,i}^\pi$ be the permutation counterparts of $F_{n,i}$, respectively. Note that \bar{F}_n is not affected by permuting the pairs. In contrast to the bootstrap approach, we do not need to include the expectations in the test statistics because we clearly have $E[F_{n,1}^\pi(x, y)] = E[F_{n,2}^\pi(x, y)] = \bar{F}_n(x, y)$, which remains true even beyond the null hypothesis. Consequently, the permutation version of our test is given by

$$\text{CvM}_n^\pi = n \int \int \{F_{n,1}^\pi(x, y) - F_{n,2}^\pi(x, y)\}^2 \bar{F}_n(x, dy) \mathcal{P}(dx).$$

Let $c_{n,1-\alpha}^\pi$ be a $(1-\alpha)$ -quantile of CvM_n^π given the original observations X_1, \dots, X_n . In applications, concrete values of $c_{n,1-\alpha}^\pi$ are obtained by Monte-Carlo simulation as in the bootstrap procedure. The permutation method results in an asymptotically exact as well as consistent test. Moreover, the permutation test is even finite exact under the additional exchangeability assumption.

THEOREM 3.4. *As $n \rightarrow \infty$ we have $E[\varphi_n^\pi] = P(\text{CvM}_n > c_{n,1-\alpha}^\pi) \rightarrow \alpha \mathbf{1}_\mathcal{H} + \mathbf{1}_\mathcal{K}$.*

4. SIMULATIONS

We aim to verify our theoretical results. Remembering that our tests are suitable for random variables $X_{i,j}$, $i = 1, 2$, $j = 1, \dots, n$, with values in a general separate Hilbert

Table 2. Empirical power values.

$X_{j,1}(t)$	$X_{j,2}(t)$	r	$\alpha = 5\%$		$\alpha = 10\%$	
			Perm	Boot	Perm	Boot
$B_{j,1}(t)$	$1.5B_{j,2}(t)$	0	10.0	10.7	20.3	19.9
		0.25	11.2	10.0	22.3	21.0
		0.5	17.7	12.0	30.5	25.2
$B_{j,1}(t)$	$2B_{j,2}(t)$	0	22.9	22.6	43.1	42.9
		0.25	43.3	36.3	61.1	58.7
		0.5	60.1	50.6	78.1	73.1
$B_{j,1}(t)$	$2.5B_{j,2}(t)$	0	50.2	47.2	74.9	74.3
		0.25	67.9	62.5	86.7	85
		0.5	90	84.7	95.8	94.3
$B_{j,1}(t)$	$B_{j,2}(t) + 0.5t(1-t)$	0	13.9	14.1	20.9	21.2
		0.25	13.5	13.0	22.8	21.6
		0.5	19.5	17.0	27.8	24.4
$B_{j,1}(t)$	$B_{j,2}(t) + t(1-t)$	0	33.4	35.2	44.8	46.9
		0.25	45.0	45.1	57.0	57.0
		0.5	57.1	52.8	70.0	66.4
$B_{j,1}(t)$	$B_{j,2}(t) + 1.5t(1-t)$	0	65.9	68.7	77.8	78.8
		0.25	77.2	78.7	85.6	86.4
		0.5	89.3	87.8	94.3	93.5
$B_{j,1}(t)$	$B_{j,2}(t) + 2t(1-t)$	0	90.4	92.6	95.7	96.0
		0.25	95.4	95.8	97.3	97.4
		0.5	98.8	98.9	99.4	99.4

space, we consider the separable Hilbert space H consisting of all measurable and square integrable functions on the unit interval $[0, 1]$. This space is endowed with the usual inner product $\langle \cdot, \cdot \rangle$ and the normalized Legendre polynomials build a corresponding orthonormal basis $O = \{e_i; i \in I\}$, $I = \mathbb{N}$. We obtain our test statistic (3.1) by Monte-Carlo simulation based on 500 replications following STEP 1–4 from Section 3. Thereby, we choose in STEP 1 and STEP 2 a standard Poisson distribution shifted by 1, i.e., the distribution of $N + 1$ for $N \sim \text{Pois}(1)$. In our simulations, the stochastic processes have the form

$$X_{j,i}(t) = a_i B_{j,i}(t) + b_i t(t-1), \quad t \in [0, 1], \quad i = 1, 2, \quad j = 1, \dots, n$$

for parameters $a_i \in \mathbb{R} \setminus \{0\}$ and $b_i \in \mathbb{R}$ and independent bivariate Brownian bridges $B_j = (B_{j,1}, B_{j,2})$ on $[0, 1]$, $j = 1, \dots, n$, with covariance structure

$$\text{Cov}(B_{j,1}(s), B_{j,2}(t)) = r(\min(s, t) - st), \quad s, t \in [0, 1], \quad j = 1, \dots, n$$

for a dependency parameter $r \in [0, 1]$. Each simulation is based on 1000 simulation runs. To obtain the critical values in the permutation or bootstrap procedure, we use Monte-Carlo simulation based on 999 replications. Empirical size and power values of the bootstrap (Boot) and permutation (Perm) tests are displayed in Tables 1 and 2, respectively. The simulations are conducted for parameters $r \in \{0, 0.25, 0.5\}$, $a_i \in \{1, 1.5, 2, 2.5\}$, and $b_i \in \{0, 0.5, 1, 1.5, 2\}$, the sample size $n = 20$, and significance levels $\alpha \in \{5\%, 10\%\}$. The empirical sizes are in almost all cases in a reasonable range around the nominal level α . A systematic exception from this observations are the sizes of the bootstrap approach under the strong dependence setting ($r = 0.5$). In this case, the bootstrap decisions are rather conservative with corresponding empirical sizes from 2.6% to 4.3% with an average

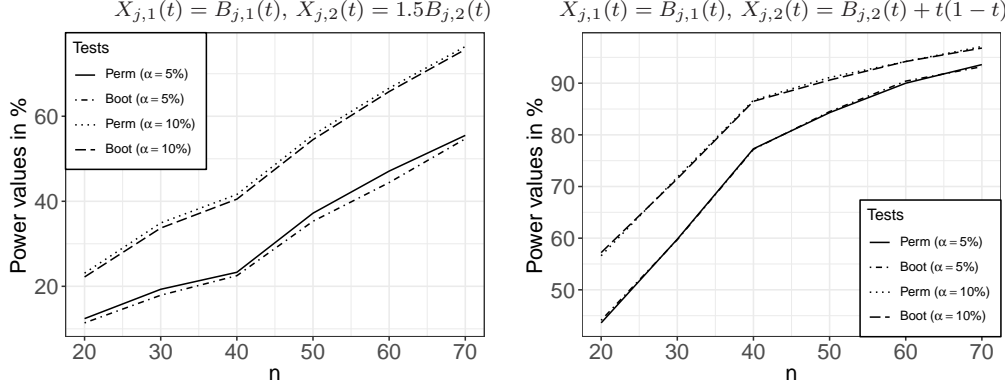


Figure 2. Power values for increasing sample sizes under moderate ($r = 0.25$) dependency.

of 3.5% for $\alpha = 5\%$ as well as values from 6.4% up to 8.4% and an average of 7.6% for $\alpha = 10\%$. This may explain why the power values of the permutation tests are rather higher than those of the bootstrap counterpart under strong dependence ($r = 0.5$) while the simulation results under moderate ($r = 0.25$) or no ($r = 0$) dependency are almost indistinguishable. Regarding the data example discussed in the upcoming section, we primarily studied here the sample size setting $n = 20$. To show that the power values grow for increasing sample sizes $n \in \{20, 30, \dots, 70\}$, we conducted additional simulations for two specific alternatives $X_{j,1}(t) = B_{j,1}(t)$ and $X_{j,2}(t) = 1.5B_{j,2}(t)$ as well as $X_{j,1}(t) = B_{j,1}$ and $X_{j,2}(t) = B_{j,2}(t) + t(1 - t)$, $t \in [0, 1]$, $j = 1, \dots, n$, under moderate ($r = 0.25$) dependency, see Figure 2 for the results.

5. APPLICATION TO FINANCIAL TIME SERIES

We consider the values (open) of the well-known stock market indices Nikkei Stock Average, Dow Jones Industrial Average, and Standard & Poor's 500 for the time period 01/01/1999 to 01/01/2019. The corresponding time series are presented in Figure 3 and can be seen as square integrable functions on the interval $[0, T_0]$ for $T_0 = 20$ (years). We consider the linearly interpolated log-returns of the monthly values. To cover seasonality effects indicated by Figure 1, we split the time horizon of 20 years into 20 subintervals each representing one year, i.e. $T = 1$ and $n = 20$. Now, we apply our method to do pairwise comparisons of the indices, where the test statistic is again approximated by 500 random projects following STEP 1–4 and the shifted Poisson distribution is used in STEP 1 and STEP 2 as in Section 4. The resulting p -values for the bootstrap as well as the permutation approach are displayed in Table 3 for 5000 resampling iterations, respectively. Since DJIA and S&P 500 reflect both the US market, it is not surprising that both tests lead to a very high p -value and, thus, do not reject the null hypothesis. Comparisons of each of these US indices with the Japanese Nikkei 225 lead to p -values around the typical used 5%-benchmark or even significantly below it in case of the permutation approach. This is inline with the first graphical impression, which we get by Figure 3. The difference between the p -values of the two resampling test may be explained as follows. It is clear that the different stock market indices are not independent. This applies to indices within a national economy and also to indices from different national economies since globalization causes interdependences. Here the national economies of

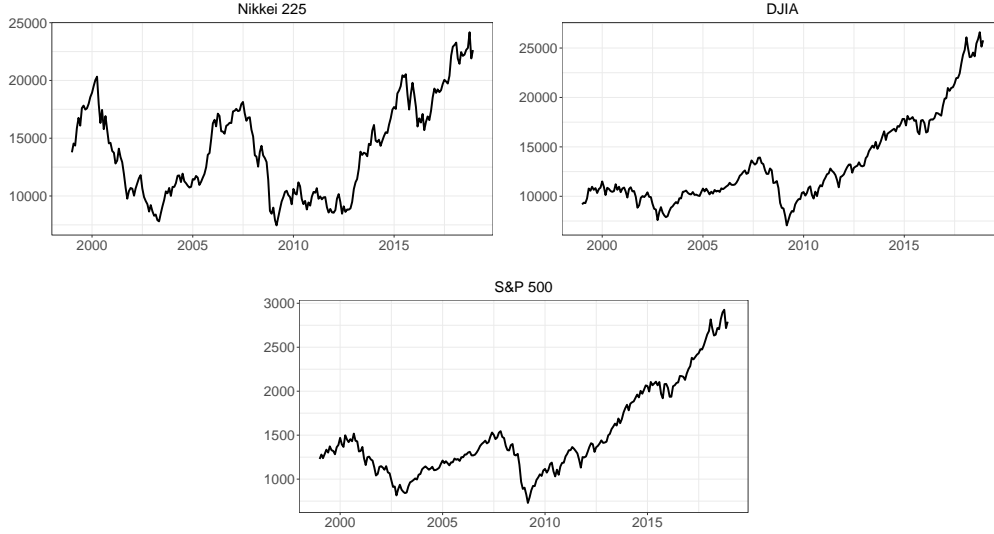


Figure 3. Monthly values from 01/01/1999 to 01/01/2019.

Table 3. Empirical p -values of the test.

$X_{1,j}(t)$	$X_{2,j}(t)$	p -value (perm)	p -value (boot)
DJIA	S&P 500	89.9	73.6
Nikkei 225	S&P 500	2.7	5.5
Nikkei 225	DJIA	1.4	5.6

the United States and Japan are dependent from each other. Our simulation results indicate that for strongly dependent observations the bootstrap decisions are slightly conservative partially leading to a small power loss in comparison to the permutation method.

REFERENCES

- Arcones, M. A. and E. Gine (1992). On the bootstrap of U and V statistics. *Annals of Statistics* 20, 655–674.
- Ahmed, S.E. (2017) *Big and Complex Data Analysis. Contributions to Statistics*. Cham: Springer.
- Anderson, T. W. and D. A. Darling (1952). Asymptotic Theory of Certain "Goodness of Fit" Criteria Based on Stochastic Processes. *Annals of Mathematical Statistics* 23, 193–212.
- Aneiros, G., E. G. Bongiorno, R. Cao and P. Vieu (2017). *Functional Statistics and Related Fields*. Cham: Springer.
- Bugni, F. A. and J. L. Horowitz (2018). Permutation Tests for Equality of Distributions of Functional Data. *ArXiv e-prints* (arXiv:1803.00798).
- Bugni, F. A., P. Hall, J. L. Horowitz and G. R. Neumann (2009). Goodness-of-fit tests for functional data. *Econometrics Journal* 12, S1–S18.

- Cuesta-Albertos, J. A. and R. Fraiman and T. Ransford (2006). Random projections and goodness-of-fit tests in infinite-dimensional spaces. *Bull. Braz. Math. Soc. (N.S.)* 37, 477–501.
- Cuesta-Albertos, J. A., E. del Barrio, R. Fraiman, R. and C. Matrán (2007). The random projection method in goodness of fit for functional data. *Computational Statistics & Data Analysis* 51, 4814–4831.
- Cuesta-Albertos, J. A. and M. Febrero-Bande (2010). A simple multiway ANOVA for functional data. *TEST* 19, 537–557.
- Cuevas, A. and R. Fraiman (2009). On depth measures and dual statistics. A methodology for dealing with general data. *Journal of Multivariate Analysis* 100, 753–766.
- Cuevas, A. (2014). A partial overview of the theory of statistics with functional data. *Journal of Statistical Planning and Inference* 147, 1–23.
- Ditzhaus, M. and D. Gaigall (2018). A consistent goodness-of-fit test for huge dimensional and functional data. *Journal of Nonparametric Statistics* 30, 834–859.
- Efron, B. (1979). Bootstrap methods: Another look at the jackknife. *Annals of Statistics* 7, 1–26.
- Ferraty, F and P. Vieu (2006). *Nonparametric functional data analysis. Theory and practice. Springer Series in Statistics.* New York, NY: Springer.
- Gaigall, D. (2019) Testing marginal homogeneity of a continuous bivariate distribution with possibly incomplete paired data. *Metrika*.
- Goia, A., and P. Vieu (2016) An Introduction to Recent Advances in High/Infinite Dimensional Statistics. *Journal of Multivariate Analysis* 146, 16.
- Gonzalez-Manteiga, W. and R. M. Crujeiras (2013). An updated review of Goodness-of-Fit tests for regression models. *TEST* 22, 361–411.
- Hall, P. and N. Tajvidi (2002). Permutation Tests for Equality of Distributions in High-Dimensional Settings. *Biometrika* 89, 359–374.
- Horvath, L. and P. Kokoszka (2012). *Inference for functional data with applications.* New York, NY: Springer.
- Janssen, A. and T. Pauls (2003). How do bootstrap and permutation tests work? *Annals of Statistics* 31, 768–806.
- Koroljuk, V. S. and X. V. Borovskich, X.V. (1994). *Theory of U-Statistics.* Dordrecht: Kluwer Academic Publishers Group.
- Leucht, A. and M. H. Neumann (2013). Dependent wild bootstrap for degenerate U - and V -statistics. *Journal of Multivariate Analysis* 117, 257–280.
- Mercer, J. (1909). Functions of positive and negative type and their connection with the theory of integral equations. *Philosophical Transactions of the Royal Society A* 209, 415–446.
- R Core Team (2019). *R: A Language and Environment for Statistical Computing.* Vienna: R Foundation for Statistical Computing.
- Ramsay, J. O. and B. W. Silverman (2002). *Applied functional data analysis.* New York, NY: Springer.
- Ramsay, J. O. and B. W. Silverman (2005). *Functional Data Analysis.* New York, NY: Springer.
- Rosenblatt, M. (1952). Limit theorems associated with variants of the von Mises statistic. *Annals of Mathematical Statistics* 23, 617–623.
- Serfling, R.S. (2001), *Approximation Theorems of Mathematical Statistics*, New York: Wiley.
- Serfling, R.S. (2001). *Approximation Theorems of Mathematical Statistics.* New York, NY: Wiley.

Sun, H. (2005). Mercer theorem for RKHS on noncompact sets. *Journal of Complexity* 21, 337–349.

Van der Vaart, A. and J. A. Wellner (1996). *Weak convergence and empirical processes. With applications to statistics*. New York, NY: Springer.

APPENDIX: PROOFS

Proof of Theorem 2.1: We verify the equivalence of (i) and (ii) as well as of (i) and (iii). Clearly, (i) implies (ii). Now, let us suppose that (ii) is true. Fix some arbitrary starting point $\pi \in \mathbb{R}$. Note that the distribution of a stochastic process is uniquely determined by its finite dimensional marginal distributions, which are in turn uniquely determined by the linear combinations of its components. Hence, it is sufficient for (i) to show that

$$P^{a_1\Pi_1(t_1)+\dots+a_k\Pi_1(t_k)|\Pi_1(0)=\pi} = P^{a_1\Pi_2(t_1)+\dots+a_k\Pi_2(t_k)|\Pi_2(0)=\pi} \quad (\text{B.1})$$

for fix but arbitrary $0 \leq t_1 \leq \dots \leq t_k \leq T$, $a_1, \dots, a_k \in \mathbb{R}$, and $k \in \mathbb{N}$. Choosing ρ as the Value-at-Risk at level $\alpha \in (0, 1)$ of the linear combination with respect to $0 \leq t_1 \leq \dots \leq t_k \leq T$, a_1, \dots, a_k , and $k \in \mathbb{N}$, we obtain from (ii) that

$$\begin{aligned} \text{VaR}_\alpha(a_1\Pi_1(t_1) + \dots + a_k\Pi_1(t_k)|\Pi_1(0) = \pi) \\ = \text{VaR}_\alpha(a_1\Pi_2(t_1) + \dots + a_k\Pi_2(t_k)|\Pi_2(0) = \pi). \end{aligned} \quad (\text{B.2})$$

Remember that the Value-at-Risk at level α gives the value of the quantile function of the underlying distribution in $1 - \alpha$. It is well-known that the quantile function characterize the related distribution. Because $\alpha \in (0, 1)$ is arbitrary, (B.2) implies (B.1), and (i) follows. To complete the proof, we show the equivalence of (i) and (iii). On the one hand, it is $(X_{1,i}, \dots, X_{n,i})$ a function of Π_i by definition; denote this function by h and notice that h is independent of $i = 1, 2$. From the independence of the start values it follows for $i = 1, 2$

$$\forall \pi \in \mathbb{R} : P^{(X_{1,i}, \dots, X_{n,i})} = P^{(X_{1,i}, \dots, X_{n,i})|\Pi_i(0)=\pi} = P^{h(\Pi_i)|\Pi_i(0)=\pi}.$$

On the other hand, we obtain Π_i as a function of $((X_{1,i}, \dots, X_{n,i}), \Pi_i(0))$. Denote this function by d and notice that d is independent of $i = 1, 2$. The independence of the start values implies for $i = 1, 2$

$$\begin{aligned} \forall \pi \in \mathbb{R} : P^{\Pi_i|\Pi_i(0)=\pi} &= P^{d((X_{1,i}, \dots, X_{n,i}), \Pi_i(0))|\Pi_i(0)=\pi} \\ &= P^{d((X_{1,i}, \dots, X_{n,i}), \pi)|\Pi_i(0)=\pi} = P^{d((X_{1,i}, \dots, X_{n,i}), \pi)}. \end{aligned}$$

Because X_j , $j = 1, \dots, n$, are assumed to be independent and identically distributed, this proves the asserted equivalence \square

Now we prove Theorem 3.1 in a more general way. Instead of CvM_n we consider

$$S_n = n \int \int ([F_{1,n}(x, y) - F_1(x, y)] - [F_{2,n}(x, y) - F_2(x, y)])^2 \overline{F}_n(x, dy) \mathcal{P}(dx).$$

THEOREM B.1. *Let τ_1, τ_2, \dots be a sequence of independent standard normal distributed*

random variables. Under the null hypothesis \mathcal{H} as well as under any alternative, we have

$$S_n \xrightarrow{d} \sum_{i=1}^{\infty} \lambda_i (1 + \tau_i^2) = Z, \quad (\text{B.3})$$

where $(\lambda_i)_{i \in \mathbb{N}}$ is a sequence of non-negative numbers with $\sum_{i=1}^{\infty} \lambda_i < \infty$ and $\lambda_i > 0$ for at least one $i \in \mathbb{N}$ implying that the distribution function of Z is continuous and strictly increasing on the non-negative half-line.

Proof: Let $x_j = (x_{j,1}, x_{j,2}) \in H^2$, $j \in \mathbb{N}$. We introduce the unsymmetric kernel f given by

$$\begin{aligned} f(x_1, x_2, x_3) &= \frac{1}{2} \sum_{i=1}^2 \int \left[\mathbf{1}_{\langle x_{1,1} - x_{3,i}, x \rangle \leq 0} - F_1(x, \langle x_{3,i}, x \rangle) - \mathbf{1}_{\langle x_{1,2} - x_{3,i}, x \rangle \leq 0} + F_2(x, \langle x_{3,i}, x \rangle) \right] \\ &\quad \times \left[\mathbf{1}_{\langle x_{2,1} - x_{3,i}, x \rangle \leq 0} - F_1(x, \langle x_{3,i}, x \rangle) - \mathbf{1}_{\langle x_{2,2} - x_{3,i}, x \rangle \leq 0} + F_2(x, \langle x_{3,i}, x \rangle) \right] \mathcal{P}(dx) \end{aligned} \quad (\text{B.4})$$

as well as its symmetric version ϕ defined by

$$\phi(x_1, x_2, x_3) = \frac{1}{3} \left(f(x_1, x_2, x_3) + f(x_2, x_3, x_1) + f(x_1, x_3, x_2) \right).$$

Clearly,

$$S_n = \frac{1}{n^2} \sum_{i,j,k=1}^n f(X_i, X_j, X_k) = \frac{1}{n^2} \sum_{i,j,k=1}^n \phi(X_i, X_j, X_k).$$

It is easy to check that

$$E[f(X_1, x_2, x_3)] = E[f(x_1, X_2, x_3)] = 0. \quad (\text{B.5})$$

The function $(x_1, x_2) \mapsto E[\phi(x_1, x_2, X_3)] = E[f(x_1, x_2, X_3)]/3$ is not constant with probability one. This can easily be verified and also follows from our considerations below. Moreover, we can deduce from (B.5) and the independence of the random variables that

$$E[\phi(x_1, X_2, X_3)] = E\{E[\phi(x_1, X_2, X_3) | X_3]\} = 0 = E[\phi(X_1, X_2, X_3)]. \quad (\text{B.6})$$

In all, ϕ is degenerate of order 1, see Acrones and Gine (1992) for a detailed definition. Hence, we can deduce from Theorem 3.5 of Acrones and Gine (1992) that $S_n - E[S_n]$ converges in distribution to Z as $n \rightarrow \infty$ if and only if

$$V_n = 3n^{-1} \sum_{i,j=1}^n \tilde{\phi}(X_i, X_j)$$

converges to Z as well, where

$$\tilde{\phi}(x_1, x_2) = E[\phi(x_1, x_2, X_3)] - E[\phi(x_1, X_2, X_3)] - E[\phi(X_1, x_2, X_3)] + E[\phi(X_1, X_2, X_3)].$$

The new kernel $\tilde{\phi}$ is a projection of ϕ to a corresponding function space, details are carried out in Acrones and Gine (1992). By (B.5) and (B.6) we can simplify it as follows

$$\tilde{\phi}(x_1, x_2) = E[\phi(x_1, x_2, X_3)] = \frac{1}{3} E[f(x_1, x_2, X_3)].$$

Thus, we can rewrite V_n as

$$V_n = n^{-1} \sum_{i,j=1}^n \tilde{f}(X_i, X_j) \text{ with } \tilde{f}(x_1, x_2) = E[f(x_1, x_2, X_3)]. \quad (\text{B.7})$$

By Lemma B.1, see below, \tilde{f} is a degenerated and bounded Mercer kernel. Due to the degeneracy of the kernel, the map $g(\cdot) \mapsto E[\tilde{f}(X_1, \cdot)g(X_1)]$ defines a Hilbert-Schmidt operator in the space of all square integrable functions on H^2 with respect to P^{X_1} , see also Section 4.3 in Koroljuk and Borovskich (1994). In this space, there exists an orthonormal basis of eigenfunctions $(\varphi_i)_{i \in \mathbb{N}}$ of this integral operator with corresponding non-negative eigenvalues $(\lambda_i)_{i \in \mathbb{N}}$. Since \tilde{f} is a bounded Mercer kernel, we obtain, in analogy to the argumentation of Leucht and Neumann (2013) in their proof of Theorem 2.1, from an extension of the Theorem of Mercer (1909) by Sun (2005) that for all x, y in the support of P^{X_1}

$$\tilde{f}(x, y) = \sum_{i=1}^{\infty} \lambda_i \varphi_i(x) \varphi_i(y), \quad (\text{B.8})$$

where the sum converges absolutely and uniformly on every compact subset of the cartesian square of the support of P^{X_1} . In particular, we obtain

$$\sum_{i=1}^{\infty} \lambda_i^2 = E[\tilde{f}(X_1, X_1)^2] < \infty \text{ and } \sum_{i=1}^{\infty} \lambda_i = E[\tilde{f}(X_1, X_1)] < \infty. \quad (\text{B.9})$$

Regarding (B.8) we have

$$V_n = \sum_{i=1}^{\infty} \lambda_i \left[\frac{1}{\sqrt{n}} \sum_{j=1}^n \varphi_i(X_j) \right]^2.$$

From the orthogonality of $(\varphi_i)_{i \in \mathbb{N}}$ and the multivariate central limit theorem we can conclude that for each fixed $k \in \mathbb{N}$

$$\left[\frac{1}{\sqrt{n}} \sum_{j=1}^n \varphi_1(X_j), \dots, \frac{1}{\sqrt{n}} \sum_{j=1}^n \varphi_k(X_j) \right] \xrightarrow{d} (\tau_1, \dots, \tau_k) \text{ as } n \rightarrow \infty,$$

where τ_1, τ_2, \dots are independent and standard normal distributed. Combining this, (B.25) and a standard truncation argument, compare to Theorem 4.3.1 and 4.3.2 of Koroljuk and Borovskich (1994) as well as the corresponding proofs, yields

$$V_n \xrightarrow{d} \sum_{j=1}^{\infty} \lambda_j \tau_j^2 \text{ as } n \rightarrow \infty. \quad (\text{B.10})$$

Now, note that by (B.5), (B.6), and (B.25)

$$\begin{aligned} & E[S_n] \\ &= \frac{n}{n^2} \left\{ E[\phi(X_1, X_1, X_1)] + 3(n-1)E[\phi(X_1, X_1, X_3)] + (n-1)(n-2)E[\phi(X_1, X_2, X_3)] \right\} \\ &= \frac{1}{n} E[\phi(X_1, X_1, X_1)] + \frac{3(n-1)}{n} E[\phi(X_1, X_1, X_3)] \\ &\rightarrow 3E[\phi(X_1, X_1, X_3)] = E[f(X_1, X_1, X_3)] = \sum_{i=1}^{\infty} \lambda_i \text{ as } n \rightarrow \infty. \end{aligned}$$

Consequently, (3.2) follows. Since $E[\mathbf{1}_{\langle x, X_{1,l} \rangle \leq \langle x, X_{3,k} \rangle} | X_3] = F_l(x, \langle x, X_{3,k} \rangle)$, we can deduce from (B.25) that

$$\sum_{j=1}^{\infty} \lambda_j = E[f(X_1, X_1, X_3)] = E\{E[f(X_1, X_1, X_3) | X_3]\} \quad (\text{B.11})$$

$$= \frac{1}{2} \sum_{k,l=1}^2 \int E[F_l(x, \langle x, X_{3,k} \rangle) - F_l(x, \langle x, X_{3,k} \rangle)]^2 \mathcal{P}(\mathrm{d}x). \quad (\text{B.12})$$

Finally, the remaining statement, that $\lambda_i > 0$ for at least one, follows from (B.11), the non-negativity of the eigenvalues, the trivial inequality $F_l \geq F_l^2$ and

$$\int E[F_k(x, \langle x, X_{3,k} \rangle) - F_k(x, \langle x, X_{3,k} \rangle)]^2 \mathcal{P}(\mathrm{d}x) \geq \frac{1}{6} \quad (\text{B.13})$$

for $k = 1, 2$, where (B.13) can be proven in the same way as Lemma A.1 of Ditzhaus and Gaigall (2018). We omit the a detailed verification of (B.13) and just want to point out that Ditzhaus and Gaigall (2018) additionally introduced the measure Q (or here we should write Q_k), which is the distribution of $\langle P, X_{3,k} \rangle$ for a random variable $P \sim \mathcal{P}$ independent of X_3 . \square

LEMMA B.1. *The function \tilde{f} is a degenerated and bounded Mercer kernel, i.e., it is continuous, symmetric and positive semidefinite.*

Proof: It is easy to see that \tilde{f} is bounded and symmetric. The degeneracy follows immediately from (B.5). For arbitrary $k \in \mathbb{N}$ let $c_1, \dots, c_k \in \mathbb{R}$. Then

$$\begin{aligned} \sum_{i,j=1}^k c_i c_j \tilde{f}(x_i, x_j) &= \frac{1}{2} \sum_{\ell=1}^2 E \left[\int \left\{ \sum_{i=1}^k c_i \left[\mathbf{1}_{\langle x_{i,1}, x \rangle \leq \langle X_{3,\ell}, x \rangle} - F_1(x, \langle X_{3,\ell}, x \rangle) \right. \right. \right. \\ &\quad \left. \left. \left. - \mathbf{1}_{\langle x_{i,2}, x \rangle \leq \langle X_{3,\ell}, x \rangle} + F_2(x, \langle X_{3,\ell}, x \rangle) \right] \right\}^2 \mathcal{P}(\mathrm{d}x) \right] \geq 0. \end{aligned}$$

Hence, \tilde{f} is positive semidefinite. For the continuity proof, let $(x_{1n})_{n \in \mathbb{N}}$ and $(x_{2n})_{n \in \mathbb{N}}$ be sequences in H^2 such that $\lim_{n \rightarrow \infty} x_{jn} = x_j \in H^2$, $j = 1, 2$. By Lemma 3.1 of Ditzhaus and Gaigall (2018)

$$\mathbf{1}_{\langle x, x_{3,\ell} - y \rangle \neq 0} = 1 \quad (\text{B.14})$$

for $\mathcal{P} \times P^{X_{1,\ell}}$ -almost all $(x, x_{3,\ell})$ and every $y \in H$. This and the continuity of the inner product imply for \mathcal{P} -almost all x and every $\ell \in \{1, 2\}$ that

$$\lim_{n \rightarrow \infty} \mathbf{1}_{\langle x, x_{jn,m} \rangle \leq \langle x, X_{3,\ell} \rangle} = \mathbf{1}_{\langle x, x_j, m \rangle \leq \langle x, X_{3,\ell} \rangle} \text{ with probability one.}$$

Consequently, $\tilde{f}(x_{1n}, x_{2n})$ converges to $\tilde{f}(x_1, x_2)$. \square

Proof of Theorem 3.1: Since $F_1 = F_2$ and, thus, $S_n = \text{CvM}_n$ under the null hypotheses, the statement follows immediately from Theorem B.1. \square

Proof of Theorem 3.2: First, observe that

$$\begin{aligned} n^{-1}\text{CvM}_n &= n^{-1}S_n \\ &+ 2 \int \int [F_{n,1}(x, y) - F_1(x, y) - F_{n,2}(x, y) + F_2(x, y)][F_1(x, y) - F_2(x, y)]\bar{F}_n(x, dy)\mathcal{P}(dx) \\ &+ \int \int [F_1(x, y) - F_2(x, y)]^2 \bar{F}_n(x, dy)\mathcal{P}(dx). \end{aligned}$$

By Theorem B.1, $n^{-1}S_n$ converges in probability to 0. By the Cauchy-Schwarz inequality the absolute value of the second summand is bounded from above by $2\sqrt{n^{-1}S_n}$. In particular, the second summand vanishes in probability as well. The third summand can be rewritten as

$$\frac{1}{2n} \sum_{j=1}^n \sum_{k=1}^2 \int [F_1(x, \langle x, X_{j,k} \rangle) - F_2(x, \langle x, X_{j,k} \rangle)]^2 \mathcal{P}(dx) = \frac{1}{2n} \sum_{j=1}^n g(X_j),$$

for an appropriate function g . By the strong law this sum converges almost surely to

$$\begin{aligned} &\frac{1}{2} \sum_{k=1}^2 \int E \left[\left\{ F_1(x, \langle x, X_{3,k} \rangle) - F_2(x, \langle x, X_{3,k} \rangle) \right\}^2 \right] \mathcal{P}(dx) \\ &= \frac{1}{2} \sum_{k=1}^2 \int [F_1(x, y) - F_2(x, y)]^2 Q_k[d(x, y)], \end{aligned} \quad (\text{B.15})$$

where Q_k is the distribution introduced at the proof's end of Theorem B.1. In analogy to the argumentation of Ditzhaus and Gaigall (2018) in the proof for their Theorem 3.2, we can conclude that each summand from (B.15) is strictly positive. Finally, we obtain

$$n^{-1}\text{CvM}_n \xrightarrow{p} \frac{1}{2} \sum_{k=1}^2 \int [F_1(x, y) - F_2(x, y)]^2 Q_k(d(x, y)) > 0.$$

□

Proof of Theorem 3.3: From now on, we suppose that the data X_1, \dots, X_n are fixed. Throughout the whole proof, let $x_j = (x_{j,1}, x_{j,2}) \in H^2$, $j \in \mathbb{N}$. We remark that the distribution of the bootstrap sample depends on the sample size, and that X_{in}^* converges in distribution to X_i for all $i \in \mathbb{N}$. By Theorem 1.10.4 of Van der Vaart and Wellner (1996) we can assume without loss of generality that X_{in}^* converges to X_i for all $i \in \mathbb{N}$ with probability one, and that X_r is independent from $X_{1n}^*, \dots, X_{(r-1)n}^*, X_{(r+1)n}^*, \dots$ for all $r \in \mathbb{N}$. Now, define

$$\begin{aligned} &f_n^*(x_1, x_2, x_3) \\ &= \frac{1}{2} \sum_{k=1}^2 \int \left[\mathbf{1}_{\langle x, x_{1,1} - x_{3,k} \rangle \leq 0} - F_{n,1}(x, \langle x, x_{3,k} \rangle) - \mathbf{1}_{\langle x, x_{1,2} - x_{3,k} \rangle \leq 0} + F_{n,2}(x, \langle x, x_{3,k} \rangle) \right] \\ &\times \left[\mathbf{1}_{\langle x, x_{2,1} - x_{3,k} \rangle \leq 0} - F_{n,1}(x, \langle x, x_{3,k} \rangle) - \mathbf{1}_{\langle x, x_{2,2} - x_{3,k} \rangle \leq 0} + F_{n,2}(x, \langle x, x_{3,k} \rangle) \right] \mathcal{P}(dx). \end{aligned}$$

Then we have

$$\text{CvM}_n^* = \frac{1}{n^2} \sum_{i,j,k=1}^n f_n^*(X_{in}^*, X_{jn}^*, X_{kn}^*).$$

Define

$$S_n = \frac{1}{n^2} \sum_{i,j,k=1}^n f(X_i, X_j, X_k) \text{ and } \kappa_{n,i,j,k} = f_n^*(X_{in}^*, X_{jn}^*, X_{kn}^*) - f(X_i, X_j, X_k),$$

where f is defined in (B.4). By Theorem B.1 we already know that S_n converges in distribution to Z . Combining this and

$$E[(\text{CvM}_n^* - S_n)^2] = n^{-4} \sum_{i_1, \dots, i_6=1}^n E[\kappa_{n,i_1,i_2,i_3} \kappa_{n,i_4,i_5,i_6}] \rightarrow 0 \text{ as } n \rightarrow \infty \quad (\text{B.16})$$

under the null hypothesis, where the proof of (B.16) is given later, yields conditional convergence

$$\text{CvM}_n^* \xrightarrow{d} Z \text{ as } n \rightarrow \infty$$

given the observations X_1, \dots, X_n under \mathcal{H} for Z from Theorem 3.1. Consequently, we can deduce that $c_{n,1-\alpha}^* \xrightarrow{P} c_{1-\alpha}$ under \mathcal{H} and, in particular, the statement under \mathcal{H} follows, compare to Lemma 1 of Janssen and Pauls (2003). For the statement under the alternative it remains to show that $(\text{CvM}_n^*)_{n \in \mathbb{N}}$ is a tight sequence of real valued random variables, compare to Theorem 7 of Janssen and Pauls (2003), i.e. we have to show

$$\limsup_{K \rightarrow \infty} \limsup_{n \rightarrow \infty} P(|\text{CvM}_n^*| \geq K) = 0.$$

In contrast to (B.16), it remains now to show

$$\limsup_{n \rightarrow \infty} E[(\text{CvM}_n^* - S_n)^2] \leq M < \infty. \quad (\text{B.17})$$

To sum up, we need to verify (B.16) for the statement under \mathcal{H} and (B.17) for the statement under \mathcal{K} . For this purpose, we divide the corresponding sum in (B.16) into the following six sums

$$I_{n,p} = n^{-4} \sum_{i_1, \dots, i_6=1}^n E[\kappa_{n,i_1,i_2,i_3} \kappa_{n,i_4,i_5,i_6}] \mathbf{1}_{|\{i_1, \dots, i_6\}|=p}, \quad p = 1, \dots, 6.$$

First, we will prove that $I_{n,p}$ converges to 0 for $p \in \{1, 2, 3, 5, 6\}$ independently whether the null hypothesis or the alternative is true. At the end, we discuss $I_{n,4}$ separately under the null hypothesis and the alternative. For all considerations below, remind that $\kappa_{n,i,j,m}$ is uniformly bounded by 8. As a first consequence of this, we obtain that as $n \rightarrow \infty$

$$I_{n,1} + I_{n,2} + I_{n,3} \leq \frac{8^2}{n^4} [n + (2^6 - 1)n(n-1) + (3^6 - 2^6)n(n-1)(n-2)] \rightarrow 0.$$

Let us have now a look on all summands with $|\{i_1, \dots, i_6\}| = 5$. Let r be the number that appears twice within the indices i_1, \dots, i_6 . Observe that (B.5) also holds for the bootstrap sample, i.e.,

$$E[f_n^*(X_{1n}^*, x_2, x_3)] = E[f_n^*(x_1, X_{2n}^*, x_3)] = 0.$$

Combining this and (B.5) yields

$$E[\kappa_{n,i,j,k} | X_r, X_r^*] = 0$$

with probability one whenever $|\{i, j, k\}| = 3$. Consequently,

$$E[\kappa_{n,i_1,i_2,i_3} \kappa_{n,i_4,i_5,i_6}] = E\{E[\kappa_{n,i_1,i_2,i_3} | X_r, X_r^*] E[\kappa_{n,i_4,i_5,i_6} | X_r, X_r^*]\} = 0$$

Clearly, the same can be shown for the case $|\{i_1, \dots, i_6\}| = 6$. Hence, $I_{n,5} + I_{n,6} = 0$. Now, we consider $I_{n,4}$. Due to the boundedness of $\kappa_{n,i,j,m}$, we always obtain

$$I_{n,4} \leq \frac{8^2}{n^4}(4^6 - 3^6)n(n-1)(n-2)(n-3) \leq 2^{20}.$$

From this and the previous considerations we can conclude (B.17). Now, let us suppose that the null hypothesis is true. Due to symmetry $\kappa_{n,i,j,k} = \kappa_{n,j,i,k}$ we get

$$I_{n,4} \leq \frac{8}{n^4}(4^6 - 3^6)n(n-1)(n-2)(n-3) \max\left\{E[|\kappa_{n,1,1,2}|] + E[|\kappa_{n,1,2,2}|] + E[|\kappa_{n,1,3,2}|]\right\}.$$

Consequently, it is sufficient for (B.16) to prove

$$\lim_{n \rightarrow \infty} \kappa_{n,1,j,2} = 0 \text{ in probability} \quad (\text{B.18})$$

for $j = 1, 2, 3$. From the continuity of the inner product, (B.14), the underlying independence and the convergence of X_{1n}^* , X_{2n}^* , X_{3n}^* we obtain that with probability one

$$\lim_{n \rightarrow \infty} \mathbf{1}_{\langle x, X_{rn,k}^* \rangle \leq \langle x, X_{2n,l}^* \rangle} = \mathbf{1}_{\langle x, X_{r,k} \rangle \leq \langle x, X_{2,l} \rangle} \text{ for } \mathcal{P}\text{-almost all } x, \quad (\text{B.19})$$

every $r \in \{1, 3\}$ and $k, l \in \{1, 2\}$. Analogously, we have

$$\begin{aligned} F_{n,k}(x, \langle x, X_{2n,l}^* \rangle) &= E\left[\mathbf{1}_{\langle x, X_{1n,k}^* \rangle \leq \langle x, X_{2n,l}^* \rangle} | X_{2n,l}^*\right] \\ &\xrightarrow{a.s.} E\left[\mathbf{1}_{\langle x, X_{1,k} \rangle \leq \langle x, X_{2,l} \rangle} | X_{2,l}\right] = F_k(x, \langle x, X_{2,l} \rangle) \text{ as } n \rightarrow \infty. \end{aligned} \quad (\text{B.20})$$

Combining (B.19) and (B.20) shows (B.18) for the case $j \in \{1, 3\}$. The reason why we need to be more careful in the case $j = 2$ is that, in general, (B.19) is false if $r = j = 2$. However, the integrals appearing in the limiting $f(X_1, X_2, X_2)$ vanish when they are restricted to the crucial (random) set $A = \{x : \langle x, X_{2,2} - X_{2,1} \rangle = 0\}$. To be more specific, since the null hypothesis is true and, hence, $F_1 = F_2$, we obtain

$$\begin{aligned} &\sum_{k=1}^2 \int_A \left[\mathbf{1}_{\langle x, X_{1,1} - X_{2,k} \rangle \leq 0} - F_1(x, \langle x, X_{2,k} \rangle) - \mathbf{1}_{\langle x, X_{2,2} - X_{2,k} \rangle \leq 0} + F_2(x, \langle x, X_{2,k} \rangle) \right] \\ &\times \left[\mathbf{1}_{\langle x, X_{2,1} - X_{2,k} \rangle \leq 0} - F_1(x, \langle x, X_{2,k} \rangle) - \mathbf{1}_{\langle x, X_{2,2} - X_{2,k} \rangle \leq 0} + F_2(x, \langle x, X_{2,k} \rangle) \right] \mathcal{P}(dx) \\ &= 2 \int_A \left[\mathbf{1}_{\langle x, X_{1,1} - X_{2,1} \rangle \leq 0} - F_1(x, \langle x, X_{2,1} \rangle) - \mathbf{1}_{\langle x, X_{1,2} - X_{2,1} \rangle \leq 0} + F_1(x, \langle x, X_{2,1} \rangle) \right] \\ &\times \left[F_1(x, \langle x, X_{2,1} \rangle) - F_1(x, \langle x, X_{2,1} \rangle) \right] \mathcal{P}(dx) = 0. \end{aligned}$$

Thus, (B.18) follows again from (B.19), (B.20), the continuity of the inner product and the convergence of X_{1n}^* and X_{2n}^* . \square

Proof of Theorem 3.4: For fixed $x_1, x_2 \in H^2$ with $x_j = (x_{j,1}, x_{j,2})$ we define

$$\begin{aligned} f_n^\pi(x_1, x_2) &= \frac{1}{2n} \sum_{k=1}^n \sum_{i=1}^2 \int \left[\mathbf{1}_{\langle x_{1,1} - X_{k,i}, x \rangle \leq 0} - \mathbf{1}_{\langle x_{1,2} - X_{k,i}, x \rangle \leq 0} \right] \\ &\times \left[\mathbf{1}_{\langle x_{2,1} - X_{k,i}, x \rangle \leq 0} - \mathbf{1}_{\langle x_{2,2} - X_{k,i}, x \rangle \leq 0} \right] \mathcal{P}(dx). \end{aligned} \quad (\text{B.21})$$

By the strong law of large number we have as $n \rightarrow \infty$

$$\begin{aligned} \tilde{f}_n^\pi(x_1, x_2) &\xrightarrow{a.s.} \int \int E \left[\left\{ \mathbf{1}_{\langle x_{1,1} - X_{3,i}, x \rangle \leq 0} - \mathbf{1}_{\langle x_{1,2} - X_{3,i}, x \rangle \leq 0} \right\} \right. \\ &\quad \times \left. \left\{ \mathbf{1}_{\langle x_{2,1} - X_{3,i}, x \rangle \leq 0} - \mathbf{1}_{\langle x_{2,2} - X_{3,i}, x \rangle \leq 0} \right\} \right] \mathcal{P}(dx) = \tilde{f}^\pi(x_1, x_2). \end{aligned} \quad (\text{B.22})$$

If \mathcal{H} is true and, thus, $F_1 = F_2$, the functions \tilde{f}^π and \tilde{f} from (B.7) coincide. Since every summand in (B.21) is obviously bounded by 1, a single summand has no influence on the asymptotic behavior of \tilde{f}_n^π . That is why we can deduce from (B.22), the boundedness of \tilde{f}_n^π and \tilde{f}^π by 1 as well as from the independence of X_1, X_2 and $(X_j)_{j \geq 3}$ that for $r, s \in \{1, 2\}$

$$E[\{\tilde{f}_n^\pi(X_r, X_s) - \tilde{f}^\pi(X_r, X_s)\}^2] = E\{E[\{\tilde{f}_n^\pi(X_r, X_s) - \tilde{f}^\pi(X_r, X_s)\}^2 | X_r, X_s]\} \rightarrow 0$$

as $n \rightarrow \infty$. Since convergence in means implies convergence in probability, we obtain

$$\frac{1}{n^2} \sum_{i,j=1}^n [\tilde{f}_n^\pi(X_i, X_j) - \tilde{f}^\pi(X_i, X_j)]^2 + \frac{1}{n} \sum_{i=1}^n |\tilde{f}_n^\pi(X_i, X_i) - \tilde{f}^\pi(X_i, X_i)| \xrightarrow{P} 0 \quad (\text{B.23})$$

as $n \rightarrow \infty$. In analogy to Lemma B.1, we obtain that \tilde{f}^π is a degenerated and bounded Mercer kernel. Thus, there exists an orthonormal basis of eigenfunctions $(\varphi_i^\pi)_{i \in \mathbb{N}}$ of the integral operator $g(\cdot) \mapsto E[\tilde{f}^\pi(X_1, \cdot)g(X_1)]$ with corresponding non-negative eigenvalues $(\lambda_i^\pi)_{i \in \mathbb{N}}$ such that

$$\tilde{f}^\pi(x, y) = \sum_{i=1}^{\infty} \lambda_i^\pi \varphi_i^\pi(x) \varphi_i^\pi(y), \quad (\text{B.24})$$

where the sum converges absolutely and uniformly on every compact subset of the cartesian square of the support of P^{X_1} and, moreover,

$$\sum_{i=1}^{\infty} (\lambda_i^\pi)^2 = E[\tilde{f}^\pi(X_1, X_1)^2] < \infty \text{ and } \sum_{i=1}^{\infty} \lambda_i^\pi = E[\tilde{f}^\pi(X_1, X_1)] < \infty, \quad (\text{B.25})$$

compare to the proof of Theorem B.1. In particular, we can deduce from the strong law of large numbers

$$\frac{1}{n} \sum_{i=1}^{\infty} \varphi_k^\pi(X_i) \varphi_\ell^\pi(X_i) \xrightarrow{a.s.} \mathbf{1}_{k=\ell} \text{ as } n \rightarrow \infty, \quad k, \ell \in \mathbb{N}. \quad (\text{B.26})$$

Now, we fix the observations X_1, \dots, X_n . Without loss of generality, we can assume that (B.26) holds for these observations. Turning to subsequences, we can, moreover, suppose that (B.23) holds. In the following, we encode the permutation by random variables $\pi_i \in \{0, 1\}$, where we set $\pi_i = 0$ in case of $X_i^\pi = X_i$ and set $\pi_i = 1$ when the pair is actually permuted. We can rewrite the permutation test statistic as follows

$$\text{CvM}_n^\pi = \frac{1}{n} \sum_{i,j=1}^n (-1)^{\pi_i + \pi_j} \tilde{f}_n^\pi(X_i, X_j).$$

To determine the limit distribution of CvM_n^π , we first determine the limit of

$$V_n^\pi = \frac{1}{n} \sum_{i,j=1}^n (-1)^{\pi_i + \pi_j} \tilde{f}^\pi(X_i, X_j),$$

where we replaced the kernel \tilde{f}_n^π by its limit, compare to (B.21). Due to (B.24), we can rewrite V_n^π to

$$V_n^\pi = \sum_{i=1}^{\infty} \lambda_i^\pi \left[\frac{1}{\sqrt{n}} \sum_{j=1}^n (-1)^{\pi_j} \varphi_i^\pi(X_j) \right]^2.$$

Note that $\varphi_i^\pi(X_j)$ are constants such that (B.26) holds. That is why obtain from the Lindeberg-Feller theorem combined with the Cramér-Wold device that for every $k \in \mathbb{N}$

$$\left[\frac{1}{\sqrt{n}} \sum_{j=1}^n (-1)^{\pi_j} \varphi_1^\pi(X_j), \dots, \frac{1}{\sqrt{n}} \sum_{j=1}^n (-1)^{\pi_j} \varphi_k^\pi(X_j) \right] \xrightarrow{d} (\tau_1, \dots, \tau_k) \text{ as } n \rightarrow \infty.$$

Again truncation arguments can be used to obtain

$$V_n^\pi \xrightarrow{d} \sum_{j=1}^{\infty} \lambda_j^\pi \tau_j = Z^\pi \text{ as } n \rightarrow \infty.$$

Since \tilde{f}_n^π and \tilde{f}^π are clearly bounded by 1, we can deduce from (B.23) that as $n \rightarrow \infty$

$$\begin{aligned} & E[(\text{CvM}_n^\pi - V_n^\pi)^2] \\ &= \frac{1}{n^2} \sum_{i,j,k,\ell=1}^n [\tilde{f}_n^\pi(X_i, X_j) - \tilde{f}^\pi(X_i, X_j)][\tilde{f}_n^\pi(X_k, X_\ell) - \tilde{f}^\pi(X_k, X_\ell)] E[(-1)^{\pi_i + \pi_j + \pi_k + \pi_\ell}] \\ &= \frac{1}{n^2} \sum_{i=1}^n [\tilde{f}_n^\pi(X_i, X_i) - \tilde{f}^\pi(X_i, X_i)]^2 + \frac{2}{n^2} \sum_{j,i=1; i \neq j}^n [\tilde{f}_n^\pi(X_i, X_j) - \tilde{f}^\pi(X_i, X_j)]^2 \\ &\quad + \frac{1}{n^2} \sum_{j,i=1; i \neq j}^n [\tilde{f}_n^\pi(X_i, X_i) - \tilde{f}^\pi(X_i, X_i)][\tilde{f}_n^\pi(X_j, X_j) - \tilde{f}^\pi(X_j, X_j)] \\ &\leq \frac{4}{n} + \frac{4}{n^2} \sum_{i,j=1}^n [\tilde{f}_n^\pi(X_i, X_j) - \tilde{f}^\pi(X_i, X_j)]^2 + \frac{1}{n} \sum_{i=1}^n |\tilde{f}_n^\pi(X_i, X_i) - \tilde{f}^\pi(X_i, X_i)| \rightarrow 0. \end{aligned}$$

Consequently, our permutation statistic converges to the real-valued limit Z^π . As already stated above, \tilde{f} and \tilde{f}^π coincide under \mathcal{H} and so do their corresponding eigenvalues, i.e. $\{\lambda_i; i \in I\} = \{\lambda_i^\pi; i \in I\}$. Finally, $P^{Z^\pi} = P^Z$ follows under \mathcal{H} . Finally, we can deduce the permutation test's asymptotic exactness as well as its consistency (again) from Lemma 1 and Theorem 7 of Janssen and Pauls (2003). \square