

Learning to Encode and Classify Test Executions

Foivos Tsimpourlas
University of Edinburgh
F.Tsimpourlas@sms.ed.ac.uk

Ajitha Rajan
University of Edinburgh
arajan@ed.ac.uk

Miltiadis Allamanis
Microsoft Research
miallama@microsoft.com

ABSTRACT

The challenge of automatically determining the correctness of test executions is referred to as the *test oracle problem* and is one of the key remaining issues for automated testing. The goal in this paper is to solve the test oracle problem in a way that is general, scalable and accurate.

To achieve this, we use supervised learning over test execution traces. We label a small fraction of the execution traces with their verdict of pass or fail. We use the labelled traces to train a neural network (NN) model to learn to distinguish runtime patterns for passing versus failing executions for a given program. Our approach for building this NN model involves the following steps, 1. Instrument the program to record execution traces as sequences of method invocations and global state, 2. Label a small fraction of the execution traces with their verdicts, 3. Designing a NN component that embeds information in execution traces to fixed length vectors, 4. Design a NN model that uses the trace information for classification, 5. Evaluate the inferred classification model on unseen execution traces from the program.

We evaluate our approach using case studies from different application domains - 1. Module from Ethereum Blockchain, 2. Module from PyTorch deep learning framework, 3. Microsoft SEAL encryption library components, 4. Sed stream editor, 5. Value pointer library and 6. Nine network protocols from Linux packet identifier, L7-Filter. We found the classification models for all subject programs resulted in high precision, recall and specificity, over 95%, while only training with an average 9% of the total traces. Our experiments show that the proposed neural network model is highly effective as a test oracle and is able to learn runtime patterns to distinguish passing and failing test executions for systems and tests from different application domains.

ACM Reference Format:

Foivos Tsimpourlas, Ajitha Rajan, and Miltiadis Allamanis. 2020. Learning to Encode and Classify Test Executions. In *Proceedings of ACM Conference (Conference'17)*. ACM, New York, NY, USA, 12 pages. <https://doi.org/10.1145/nnnnnnn.nnnnnnn>

1 INTRODUCTION

As the scale and complexity of software increases, the number of tests needed for effective validation becomes extremely large, slowing down development, hindering programmer productivity, and

Permission to make digital or hard copies of all or part of this work for personal or classroom use is granted without fee provided that copies are not made or distributed for profit or commercial advantage and that copies bear this notice and the full citation on the first page. Copyrights for components of this work owned by others than ACM must be honored. Abstracting with credit is permitted. To copy otherwise, or republish, to post on servers or to redistribute to lists, requires prior specific permission and/or a fee. Request permissions from permissions@acm.org.
Conference'17, July 2017, Washington, DC, USA

© 2020 Association for Computing Machinery.
ACM ISBN 978-x-xxxx-xxxx-x/YY/MM...\$15.00
<https://doi.org/10.1145/nnnnnnn.nnnnnnn>

ultimately making development costly [11]. The need for large numbers of tests is magnified in agile software development practices, like Continuous Integration (CI) and Test-Driven Development (TDD), that require extensive testing to be performed [22]. To make testing faster, cheaper and more reliable, it is desirable to automate as much of the process as possible.

One of the biggest hurdles in test automation is the *test oracle* - “a procedure that distinguishes between the correct and incorrect behaviours of the System Under Test (SUT)” [13]. Literature refers to the challenge of automatically determining the correctness of test executions as the *test oracle problem* and acknowledges it as one of the key remaining issues for automated testing [13]. Recent surveys on the test oracle problem [13, 26, 28] show that existing techniques based on formal specifications, metamorphic relations and independent program versions are not widely applicable and difficult to use in practice.

Key Idea. In this paper, we explore supervised machine learning to infer a test oracle from labelled execution traces of a given system. In particular, we use neural networks (NNs), well suited to learning complex functions, to design the test oracles. We believe NNs would be a good fit as they can help understand the runtime patterns of a system that indicate correct versus incorrect executions. Previous work exploring the use of NNs for test oracles has been in a restricted context – applied to very small programs with primitive data types, and only considering their inputs and outputs [24, 33]. Dynamic execution data and program state has not been considered by existing NN-based approaches. Recent work using NNs over programs to predict method or variable names and detecting name-based bug patterns [9, 31] relies on static program information, namely, embeddings of the Abstract Syntax Tree (AST) or source code. Our proposed approach is the first attempt at using *dynamic execution trace information in NN models for classifying program executions*.

Our approach for inferring a test oracle has the following steps,

- (1) Instrument a program to gather execution traces as sequences of method invocations and the final global state.
- (2) Label a small fraction of the traces with their classification decision.
- (3) Design a NN component that embeds the execution traces to fixed length vectors.
- (4) Design a NN component that uses the line-by-line trace information to classify traces as pass or fail.
- (5) Train a NN model that combines the above components and evaluate it on unseen execution traces for that program.

The novel contributions in this paper are in Steps 3, 4 and 5. Execution traces from a program vary widely in their length and information. We propose a technique to encode and summarise the information in a trace to a fixed length vector that can be handled by a NN. We then design and train a NN to serve as a test oracle.

Labelled execution traces. Effectively learning a NN classifier for a SUT that distinguishes correct from incorrect executions requires labelled data with both passing and failing examples of traces. Given a SUT and a test suite, we gather execution traces corresponding to each of the test inputs in the test suite with our instrumentation framework. We require a small fraction of the overall execution traces to be labelled. We hypothesize that the time invested in labelling a small proportion of the traces is justified with respect to the benefit gained in automatically classifying the remaining majority of traces. In contrast, with no classifier, the developer would have had to specify expected output for all the tests, which is clearly more time consuming than the small proportion of tests we need labelled. It is common for case studies to have many passing test inputs but only a limited number of failing tests. To address this imbalance in training, we generate failing traces by mutating the existing code with common bugs. Test inputs that were labelled with passing traces through the original code will be labelled with failing traces through the mutated code if the output deviates from the expected output.

NN Architecture. An execution trace in our approach comprises multiple lines, with each line containing information on a method invocation or the global state. Our architecture for encoding and classifying an execution trace uses multiple components: (1) Value encoder for encoding values within the trace line to a distributed vector representation, (2) Trace encoder encoding trace lines within a variable-length trace to a single vector, and (3) Trace Classifier that accepts the trace representation and global variable values and classifies the trace. The components in our architecture is made up of LSTMs, one-hot encoders, and a multi-layer perceptron.

Case Studies. We evaluate our approach using 15 subject programs and tests from different application domains - a single module from Ethereum project [4], a module from Pytorch [29], two different components within Microsoft SEAL encryption library [32], a smart pointer library [2], a Linux stream editor [1] and 9 network protocols from L7-filter [3]. We found our approach for designing a NN classification model was feasible and effective for each of these programs. We achieved high accuracies in detecting both failing and passing traces, with an average precision of 97% and recall of 98%. Only a small fraction of the overall traces (average 9%) needed to be labelled for training the classification models.

In summary, the paper makes the following contributions:

- Given a SUT and its test inputs, we provide a framework that instruments the SUT and gathers test execution traces as sequences of method invocations and final global state.
- A NN component for encoding variable-sized execution traces into fixed length vectors.
- A NN for classifying the execution traces as pass or fail.
- We provide empirical evidence that this approach yields effective test oracles for programs and tests from different application domains.

2 BACKGROUND

When a test oracle observes a test execution, it returns a test verdict, which is either pass or fail, depending on whether the observations match expected behaviour. A test execution is execution of the SUT with a test input. The importance of oracles as an integral part of

the testing process has been a key topic of research for over three decades. We distinguish four different kinds of test oracles, based on the survey by Barr et al. in 2015 [13]. The most common form of test oracle is a *specified oracle*, one that judges behavioural aspects of the system under test with respect to formal specifications. Although formal specifications are effective in identifying failures, defining and maintaining such specifications is expensive and also relatively rare in practice. *Implicit* test oracles require no domain knowledge and are easy to obtain at practically no cost. However, they are limited in their scope as they are only able to reveal particular anomalies in program executions like buffer overflows, segmentation faults, deadlocks. *Derived* test oracles use documentations or system executions, to judge a system's behaviour, when specified test oracles are unavailable. However, derived test oracles, like metamorphic relations and inferring invariants, is either not automated or it is inaccurate and irrelevant making it a challenge for practical use.

For many systems and much of testing as currently practised in industry, the tester does not have the luxury of formal specifications or assertions or even automated partial oracles [18, 19]. Statistical analysis and machine learning techniques provide a useful alternative for understanding software behaviour using data gathered from a large set of test executions.

2.1 Machine Learning for Software Testing

Briand et al. [15], in 2008, presented a comprehensive overview of existing techniques that apply machine learning for addressing testing challenges. Among these, the closest related work is that of Bowring et al. in 2004 [14]. They proposed an active learning approach to build a classifier of program behaviours using a frequency profile of single events in the execution trace. Evaluation of their approach was conducted over one small program whose specific structure was well suited to their technique. Machine learning techniques have also been used in fault detection. Brun and Ernst, in 2004 [16], explored the use of support vector machines and decision trees to rank program properties, provided by the user, that are likely to indicate errors in the program. Podgurski et al., in 2003 [30], use clustering over function call profiles to determine which failure reports are likely to be manifestations of an underlying error. A training step determines which features are of interest by evaluating features that enable a model to distinguish failures from non-failures. The technique does not consider passing runs. In their experiments, for most clusters, the cluster contains failures resulting from a single error.

More recently, Almaghairbe et al. [8] proposed an unsupervised learning technique to classify unlabelled execution traces of simple programs. They gather two kinds of execution traces, one with only inputs and outputs, and another that includes the sequence of method entry and exit points, with only method names. Arguments and return values are not used. They use agglomerative hierarchical clustering algorithms to build an automated test oracle, assuming passing traces are grouped into large, dense clusters and failing traces into many small clusters. They evaluate their technique on 3 programs from the SIR repository [17]. The proposed approach has several limitations. They only support programs with strings as inputs. They do not consider correct classification of passing traces.

The accuracy achieved by the technique is not high, classifying approximately 60% of the failures. Additionally, fraction of outputs that need to be examined by the developer is around 40% of the total tests, which is considerably higher than the labelled data used in our approach. We objectively compared the accuracy achieved by the hierarchical clustering technique against our approach using 15 case studies, discussed in Section 5. We found that our approach achieves significantly higher accuracy in classifying program executions across all case studies.

Existing work using execution traces for bug detection has primarily been based on clustering techniques. Neural networks, especially with deep learning, have been very successful for complex classification problems in other domains like natural language processing, speech recognition, computer vision. There is limited work exploring their benefits for software testing problems.

Neural Networks for Test Oracles. NNs were first used by Vanmali et al. [33] in 2002 to simulate behaviour of simple programs using their previous version, and applied this model to regression testing of unchanged functionalities. Aggarwal et al. [5] and Jin et al. [24] applied the same approach to test a triangle classification program, that computes the relationship among three edge inputs to determine the type of triangle. The few existing approaches using NNs have been applied to simple programs having small I/O domains. The following challenges have not been addressed in existing work,

1. Training with test execution data and their vector representation – Existing work only considers program inputs and outputs that are of primitive data types (integers, doubles, characters). Test data for real programs often use complex data structures and data types defined in libraries. There is a need for techniques that encode such data. In addition, existing work has not attempted to use program execution information in NNs to classify tests. Achieving this will require novel techniques for encoding execution traces and designing a NN that can learn from them.
2. Test oracles for industrial case studies - Realistic programs with complex behaviours and input data structures has not been previously explored.
3. Effort for generating labelled training data - Training data in existing work has been over simple programs, like the triangle classification program, where labelling the tests was straightforward. Generating labelled data for failing tests has not been previously addressed. Additionally, the proportion of labelled test data to total number of tests needed and its effect on model prediction accuracy has not been systematically explored.

Deep Learning for Software Testing. The performance of neural networks as classifiers was boosted with the birth of deep learning in 2006 [20]. Deep learning methods have *not* been explored extensively for software testing, and in particular for the test oracle problem. Recently, a few techniques have been proposed for automatic pattern-based bug detection. For example, Pradel et al. [31] proposed a deep learning-based static analysis for automatic name-based bug detection and Allamanis et al. [6] used graph-based neural static analysis for detecting variable misuse bugs. In addition to these techniques, several other deep learning methods for statically representing code have been developed [7, 10]. We do not discuss these further since we are interested in execution trace

classification and in NNs that use dynamic trace information rather than a static view of the code.

Embedding Execution Traces for Neural Networks. One of the main contributions in this paper is an approach for embedding information in execution traces as a fixed length vector to be fed into the neural network. There is limited work in using representations of execution traces. Wang et al. [34] proposed embeddings of execution traces in 2017. They use execution traces captured as a sequence of variable values at different program points. A program point is when a variable gets updated. Their approach uses recurrent NNs to summarise the information in the execution trace. Embedding of the traces is applied to an existing program repair tool. The work presented by Wang et al. has several limitations - 1. Capturing execution traces as sequences of updates to every variable in the program has an extremely high overhead and will not scale to large programs. The paper does not describe how the execution traces are captured, they simply assume they have them. 2. The approach does not discuss how variables of complex data types such as structs, arrays, pointers, objects are encoded. It is not clear if the traces only capture updates to user-defined variables, or if system variables are also taken into account. 3. The evaluation uses three simple, small programs (eg. counting parentheses in a string) from students in an introductory programming course. The complexity and scale of real programs is not assessed in their experiments. Their technique for capturing and directly embedding traces as sequences of updates to every variable is infeasible in real programs. Our approach captures and embeds traces as sequences of method invocations and updates to global variables, which scales better than tracking every program variable. We have implemented our instrumentation in the LLVM compiler framework that is language agnostic and scales to industry-sized programs. We support all types of variables and objects, including system defined variables.

3 APPROACH

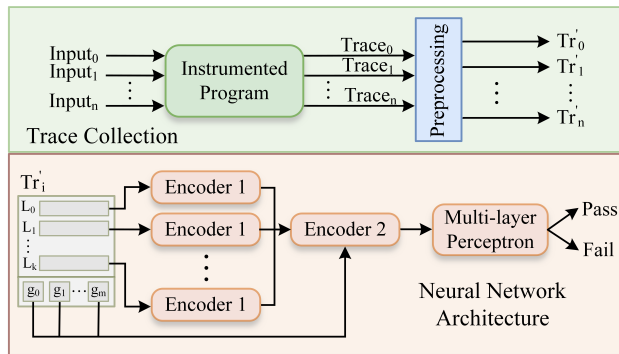
Our approach for building an automated test oracle for classifying execution traces has the following steps,

- Step 1:** Instrument the SUT to gather traces when executing the test inputs.
- Step 2:** Preprocess the traces to prune unnecessary information.
- Step 3:** Encode the preprocessed traces into vectors that can be accepted by the neural network.
- Step 4:** Design a NN model that takes as input an encoded trace, and outputs a verdict of pass or fail for that trace.

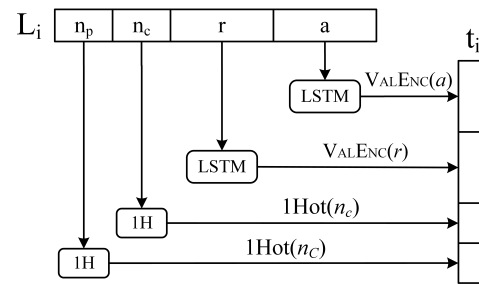
Figure 1a illustrates the steps in our approach, with the bottom half of the figure depicting steps 3 and 4 for any given preprocessed trace from step 2. We discuss each of the steps in the rest of this Section.

3.1 Instrument and Gather Traces

For every test input executed through the SUT, we aim to collect an execution trace as a sequence of method invocations, where we capture the name of the method being called, values and data types of parameters, return values and their types, and, finally, the name of the parent method in the call graph. We also capture a snapshot of the final global state before execution terminates. We find gathering further information, eg. updates to local variables within each



(a) Gathering traces, encoding them, and using NNs to classify them.



(b) Encoder 1 representing a single line within an execution trace as a vector containing function caller, callee names, arguments and return values.

Figure 1: High-level architecture of our approach and Encoder 1 description.

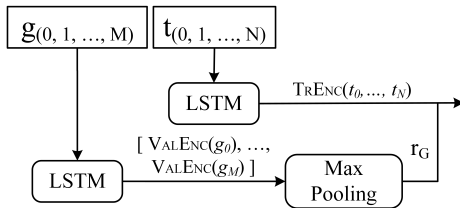


Figure 2: Encoder 2 representing a sequence of trace lines and global state as a single vector.

method, incurs a significant overhead and is difficult to scale to large programs. To gather this information we use the middleware of LLVM [27] and instrument the intermediate representation (IR) of programs. Working at LLVM’s IR allows our implementation to be language-agnostic. LLVM provides front-end support for multiple programming languages, such as C/C++, CUDA, Haskell, Swift, Rust among others, along with numerous libraries for optimisation and code generation.

To perform the instrumentation, we traverse the SUT, visiting each method. Every time a method invocation is identified, code is injected to trace the caller-callee pair, the arguments and the return values. At the end of the program, code is inserted to capture the final values of all the global variables.

Each trace can be considered to have two parts: 1. a sequence of method invocations and 2. the final global state. The first part of the trace comprises multiple lines, each line being a tuple (n_p, n_c, r, a) that represents a single method invocation within the sequence having:

- The names of the caller (parent) n_p and called n_c functions.
- Return values r of the call, if any.
- Arguments passed a , if any.

The order of method invocations in the sequence is the order in which they complete and return to the calling point. We support all variable types including primitive types (such as `int`, `float`, `char`, `bool`), composite data types (such as structs, classes, arrays) defined by a user or library, and pointers for return and argument values. Structs and classes are associated with a sequence of values for their internal fields. We instrument these data structures in a

depth first fashion, until all primitive types are traced. For pointers, we monitor the values they refer to.

The second part of the trace represents the final global state before termination and contains the values of all global variables. Primitive types have a single value, encoded as a number. For complex types, like a class object, the variable is associated with a sequence of values, for the internal fields.

3.2 Labelled Passing and Failing Traces

We execute the instrumented program with each test input in the test suite to gather a set of traces. A subset of the traces is labelled and used in training the classification model, discussed in Section 3.4. For the subject programs in our experiment, expected output is provided with the tests and we use that for labelling the trace. It is worth noting that in our approach, the developer will only need to provide expected outputs for a *small proportion of tests rather than the whole test suite*. In current practices, the developer or tester provides expected outputs for the whole test suite which is considerably more effort than the 5 - 10% we require. In the absence of expected output in tests, how will tests be labelled is a common question. Answering this question will depend on what is currently being done by the developer or organisation for classifying tests as pass or fail. Our approach will entail applying the same practice to labelling, albeit to a significantly smaller proportion of tests.

We also find that some programs are only accompanied by passing tests. To avoid an imbalanced training set with only passing traces, we generate failing execution traces by running the originally passing tests through buggy implementations, generated using code mutations. We ensure that only traces from buggy implementations whose outputs differ from expected outputs are marked as failing. This avoids the problem of equivalent mutations. We apply the following mutations representing some common bug patterns [23, 31]:

- (1) Logical connector replacement applied to $\{\&\&, ||, !\}$.
- (2) Relational operator replacement applied to $\{<, >, ==, <=, >=, !=\}$.
- (3) Argument swapping in function calls.
- (4) Scalar variable replacement.
- (5) Loop boundary value replacement.

To avoid data leakage in our experiment in Section 4, we ensure that expected output is removed from the traces. We also remove exceptions, assertions and any other information in the program or test code that may act as a test oracle. This is further discussed in Section 4.1.

3.3 Preprocessing

The execution traces gathered with our approach include information on methods declared in external libraries, called during the linking phase. To keep the length of the traces tractable and relevant, we preprocess the traces to only keep trace lines for methods that are defined, i.e. have a function body, in the module (which may be included from other files), and remove trace lines for declared functions that are not defined, but simply linked to later.

For method invocations within loops, a new trace line is created for each invocation of the same method within the loop. For loops with large numbers of iterations, this can lead to redundancy when the method is invoked with similar arguments and return values. We address this potential redundancy issue by applying average pooling to trace lines with identical caller-callee methods within loops. No preprocessing is applied to global variables in the trace.

3.4 Neural Network Model

In this step, we perform the crucial task of designing a neural network that learns to classify the pre-processed traces as passing or failing. Shape and size of the input traces vary widely, and this presents a challenge when designing a NN that accepts fixed length vectors summarizing the traces. To address this, our network comprises three components that are trained jointly and end-to-end: 1. a `VALENC` that encodes values (such as the values of arguments and return values) into D_V -dimensional distributed vector representations, shown within `Encoder 1` in Figure 1b, 2. a `TRENC` that encodes variable-sized traces into a single D_T -dimensional vector, shown as `Encoder 2` in Figure 1a, and finally, 3. a `TRACECLASSIFIER` that accepts the trace representation and the global variable values for state and predicts whether the trace is passing or failing. The `Multi-layer Perceptron` in Figure 1a represents the `TRACECLASSIFIER`. We describe each component in detail in the rest of this section.

Encoding Values Values within the trace provide useful indications about classifying a trace. However, values — such as ints, structs, and floats — vary widely in shape and size. We, therefore, design models that can summarize variable-sized sequences into fixed-length representations. In the machine learning literature, we predominantly find three kinds of models that can achieve this: recurrent neural networks (RNNs), 1D convolutional neural networks (CNN) and transformers. In this work, we employ LSTMs [21] — a commonly used flavour of RNNs. Testing other models is left as future work. At a high-level RNNs are recurrent functions that accept a vector \mathbf{h}_t of the current state and an input vector \mathbf{x}_t and compute a new state vector $\mathbf{h}_{t+1} = RNN(\mathbf{x}_t, \mathbf{h}_t)$ which “summarizes” the sequence of inputs up to time t . A special initial state \mathbf{h}_0 is used at $t = 0$.

To encode a value v , we decompose it into a sequence of primitives $v = [p_0, p_1, \dots]$ (integers, floats, characters, etc.). Each primitive p_i is then represented as a binary vector $\mathbf{b}_i = e(p_i)$ containing

its bit representation padded to the largest primitive data type of the task. For example, if `int64` is the largest primitive then all \mathbf{b}_i s have dimensionality of 64. This allows us to represent all values (integers, floats, strings, structs, pointers, etc.) as a unified sequence of binary vectors. We encode v into a D_V -dimensional vector by computing

$$\text{VALENC}(v) = \text{LSTM}_v(e(p_L)_L, \text{VALENC}([p_0, p_1, \dots, p_{L-1}])),$$

where LSTM_v is the LSTM that sequentially encodes the \mathbf{b}_i s. Note that we use the same `VALENC` for encoding arguments, return values and global variables, as seen in Figures 1b and 2. The intuition behind this approach is that the bits of each primitive can contain valuable information. For example, the bits corresponding to the exponent range of a float can provide information about the order of magnitude of the represented number, which in turn may be able to discriminate between passing and failing traces.

Representing a Single Trace Line Armed with a neural network component that encodes values, we can now represent a single line (n_p, n_c, r, a) of the trace. To do this, we use `VALENC` to encode the arguments a and the return value r . We concatenate these representations along with one-hot representations of the caller and callee identities, as shown in Figure 1b. Specifically, the vector encoding \mathbf{t}_i of the i th trace line is the concatenation

$$\mathbf{t}_i = [\text{VALENC}(a), \text{VALENC}(r), \text{1HOT}(n_p), \text{1HOT}(n_c)],$$

where `1HOT` is a function that takes as input the names of the parent or called methods and returns a one-hot vector that uniquely encodes that method name. For methods that are rare (appear fewer than k_{min} times) in our data, `1HOT` collapses them to a single special `UNK` name. This is similar to other machine learning and natural language processing models and reduces sparsity often improving generalization. The resulting vector \mathbf{t}_i has size $2D_V + 2k$ where k is the size of each one-hot vector.

Encoding Traces Now that we have built a neural network component that encodes single lines within a trace, we design `TRENC` that accepts a sequence of trace line representations $\mathbf{t}_0 \dots \mathbf{t}_N$ and summarizes them into a single D_T -dimensional vector. We use an LSTM with a hidden size D_T , and thus

$$\text{TRENC}(\mathbf{t}_0 \dots \mathbf{t}_N) = \text{LSTM}_{Tr}(\mathbf{t}_N, \text{TRENC}(\mathbf{t}_0 \dots \mathbf{t}_{N-1})),$$

where $\text{LSTM}_{Tr}()$ is an LSTM network that summarizes the trace line representations.

Encoding Global State We encode the final values of global variables in each trace. Assuming global variables g_0, \dots, g_M , we first encode them using `VALENC` and then summarize the global state into a single vector

$$\mathbf{r}_G = \text{POOL}(\text{VALENC}(g_0), \dots, \text{VALENC}(g_M)),$$

where `POOL` is a permutation-invariant pooling function and \mathbf{r}_G is a D_V -sized vector. In this work, we use max pooling (i.e. element-wise maximum). Note that the permutation invariance is a necessary design requirement since the representation of the global state should be invariant to the ordering of the global variables. Figure 2 shows `TRENC` along with global state encoding.

Classifying Traces With the neural network components described so far we have managed to encode traces into fixed length vector representations. The final step is to use those computed representations to make a classification decision. We treat failing traces

as the positive class and passing traces as the negative class since detecting failing runs is of more interest in testing. We compute the probability that a trace is failing as

$$P(\text{fail}) = \text{TRACECLASSIFIER}([\text{TRENC}(t_0 \dots t_N), r_G]),$$

where the input of `TRACECLASSIFIER` is the concatenation of the two vectors. Our implementation of `TRACECLASSIFIER` is a multilayer perceptron (MLP) with sigmoid non-linearities and a single output, which can be viewed as the probability that the trace is a failing trace. It follows that $P(\text{pass}) = 1 - P(\text{fail})$.

Training and Implementation Details We train our network end-to-end in a supervised fashion, minimizing the binary cross entropy loss. All network parameters (parameters of $LSTM_v$ and $LSTM_r$ and parameters of the MLP) are initialized with random noise. For all the runs on our network we use $D_V = 64$, $D_T = 128$. The `TRACECLASSIFIER` is an MLP with 3 hidden layers of size 128, 64 and 32. We use the Adam optimizer [25] with a learning rate of 8E-6.

For our subject programs, we find the aforementioned feature values to be optimal for performance and training time, after having experimented with other NN architectures, varying the D_V , D_T sizes, and the hidden layers in the MLP. We explored increasing D_V to 128, 256, 512, D_T to 256, 512, 1024 and size of hidden layers to 256, 512 and 1024.

Our implementation of each of the steps in the proposed approach for building a test oracle is available at <https://github.com/anon-0/ICSE-ClassifyTestExec>.

4 EXPERIMENT

In our experiment, we evaluate the feasibility and accuracy of the NN architecture proposed in Section 3 to classify test execution traces for 15 subject programs and their associated test suites. We investigate the following questions regarding feasibility and effectiveness:

Q1. Precision, Recall and Specificity: *What is the precision, recall and specificity achieved over the subject programs?*

To answer this question, we use our tool to instrument the source code to record execution traces as sequences of method invocations, along with information on global state, arguments and return values. A small fraction of the execution traces are labelled (*training set*) and fed to our framework to infer a classification model. We then evaluate precision, recall and specificity achieved by the model over unseen execution traces (*test set*) for that program. The test set includes both passing and failing test executions. In our experiments, we do not use a validation set to tune the hyper-parameters in the NN model.

Q2. Size of training set: *How does size of the training set affect precision and recall of the classification model?*

For each program, we vary the size of training set from 5% to 30% of the overall execution traces and observe its effect on precision and recall achieved.

Q3. Comparison against state of art: *How does the precision, recall and specificity achieved by our technique compare against agglomerative hierarchical clustering, proposed by Almaghair et al. [8] in 2017?*

We choose to compare against the hierarchical clustering work as it is the most relevant and recent in classifying execution traces. Traces used in their work are sequences of method invocations, similar to our approach. Other test oracle work that use NNs is not used in the comparison as they do not work over execution traces, and are limited in their applicability to programs with numerical input and output which is not the case for programs in our experiment.

Q4. Generalisation of classification model: *Can a classification model inferred from a program in a particular application domain be used to classify test executions over other programs in the same domain?*

For the network protocol domain, we evaluate the accuracy of using a classification model inferred using traces from a single protocol detection finite state machine (FSM) for classifying test executions from other protocol FSMs.

All experiments are performed on a single machine with 4 Intel i5-6500 CPU cores, 16GB of memory.

4.1 Subject Programs

The subject programs are from the networking, blockchain, deep learning, encryption, text editing, and memory management domains. A description of the programs and their tests is as follows.

1. Ethereum [4] is an open-source software platform based on blockchain technology, which supports smart contracts. Within the Ethereum project, we evaluate our approach over the `Difficulty` module that calculates the mining difficulty of a block, in relation to different versions (eras) of the cryptocurrency (Byzantium, Homestead, Constantinople etc.). The calculation is based on five fields of an Ethereum block, specified in the test input.

Tests. We use the default test inputs provided by Ethereum's master test suite for the `Difficulty` module. We test this module for the Byzantium era of the cryptocurrency (version 3.0). The test suite contains 2254 test inputs. Each test input contains one hex field representing the input fields of the difficulty formula and one hex field which was the expected output of the program. All the test inputs provided with the module are passing tests with the actual output equal to the expected output. To address the imbalance in the data set, we produce failing execution traces by running the test inputs through buggy implementations, generated by mutating the code, as discussed in Section 3.2. Finally, expected outputs and assertions are removed from the traces, so that there is no existing test oracle information. It is worth noting that for all our subject programs, we systematically remove all forms of test oracle information (expected output, assertions, exception, etc.) prior to applying our approach.

2. Pytorch [29] is an optimized tensor library for deep learning using GPUs and CPUs. Due to its flexibility and efficiency, it is commonly used as a research platform for deep learning applications. In our experiment, we evaluate our model over the `intrusive_ptr` class, which implements a pointer type with an embedded reference count. We chose this class because it had a sizeable number of tests (other modules had < 20 published tests).

Tests. Implementation of the class is accompanied by 320 tests, all of which are passing. As with Ethereum, we apply mutations to

the `intrusive_ptr` implementation to generate 320 failing traces with the test inputs.

3. Microsoft SEAL [32] is an open-source encryption library. In our experiment, we study two different components within Microsoft SEAL - `Biguint` and the `Encryptor` that are both accompanied by tests. `Biguint` is a project-specific structure for arbitrarily large integers. The `Encryptor` component is responsible for performing data encryption.

Tests. The `Biguint` component is accompanied by 184 tests. The `Encryptor` component is accompanied by 48 tests. As the number of tests was small, we additionally generated 144 tests, providing random numbers within the specified range for the `encryptor` to encode. For both components, the provided tests were all passing tests, with matching expected and actual output. As with previous programs, we generated failing traces using code mutations for a better balanced data set.

4. Sed [1] is a Linux stream editor that performs text transformations on an input stream.

Tests. We use the fifth version of `Sed` available in the SIR repository [17]. This version is accompanied by 370 tests, of which 352 are passing and 18 are failing. The failing tests point to real faults uncovered in this version. We did not generate failing traces using code mutations for this program.

5. Value Pointer (`value_ptr`) [2] is an open-source library, implementing a smart pointer with polymorphic value and copy semantics. The functionality of `value_ptr` is largely similar to standard smart pointers (e.g. `shared_ptr`), but with the additional ability to point and efficiently copy polymorphic objects.

Tests. The library came with 74 test inputs. We additionally generated 49 test inputs to increase the size of our data set. All the tests in the library were passing tests, requiring us to generate failing traces using code mutations.

6. L7-Filter [3] is a packet identifier for Linux. It uses regular expression matching on the application layer data to determine what protocols are used. It works with unpredictable, non-standard and shared ports. We study the following 9 protocols, implemented as FSMs, separately in our evaluation –

- (1) Ares - P2P filesharing
- (2) BGP - Border Gateway Protocol
- (3) Biff - new mail notification
- (4) Finger - User information server
- (5) FTP - File Transfer Protocol
- (6) Rlogin - remote login
- (7) TeamSpeak - VoIP application
- (8) Telnet - Insecure remote login
- (9) Whois - query/response system (eg. for domain name)

Tests. For each of the network protocol FSMs, we use test suites generated by Yaneva et al.[35] that provide all-transition pair coverage. The test suites for the FSMs, unlike many of the other subject programs, have both passing and failing tests. As a result, we did not apply mutation operators to generate failing traces.

Checks to avoid data leakage. We ensure there is no test oracle data that is leaked into the traces. We remove expected outputs, assertions, exceptions, test names and any other information

that may act directly or indirectly as a test oracle. For example, Ethereum uses BOOST testing framework to deploy its unit tests. We remove expected outputs and assertions in the test code that compare actual with the expected output e.g. `BOOST_CHECK_EQUAL` or `BOOST_THROW_EXCEPTION`. For all the execution traces used in our evaluation, we ensure that it is not possible to trivially classify it as pass or fail by simply observing the test output or execution trace.

4.2 Performance Measurement

For each subject program, we evaluate performance of the classification model over unseen execution traces. As mentioned in Section 3.4, we use positive labels for failing traces and negative labels for passing. We measure

- (1) *Precision* as the ratio of number of traces correctly classified as “fail” (TP) to the total number of traces labelled as “fail” by the model (TP + FP).
- (2) *Recall* as the ratio of failing traces that were correctly identified (TP / (TP + FN)).
- (3) *Specificity* or true negative rate (TNR) as the ratio of passing traces that were correctly identified (TN / (TN + FP)).

TP, FP, TN, FN represent true positive, false positive, true negative and false negative, respectively.

4.3 Hierarchical Clustering

In research question 3 in our experiment, we compare the classification accuracy of our approach against agglomerative hierarchical clustering proposed by Almaghairbe et al. [8]. Their technique also considers execution traces as sequences of method calls, but only encoding callee names, while caller names, return values, arguments and global state information are discarded. We attempted to add the discarded information, but found the technique was unable to scale to large number of traces due to both memory limitations and a time complexity of $O(n^3)$ where n is the number of traces. For setting clustering parameters for each subject program, we evaluate different types of linkage (single, average, complete) and a range of different cluster counts (as a percentage of the total number of tests): 1, 5, 10, 20 and 25%. We use Euclidean distance as the distance measure for clustering. For each program, we report the best clustering results achieved over all parameter settings.

5 RESULTS AND ANALYSIS

In this section, we present and discuss our results in the context of the research questions presented in Section 4.

5.1 Q1. Precision, Recall and Specificity

Table 1 shows the precision, recall and specificity achieved by the classification models in our approach for the different subject programs. Results with the hierarchical clustering approach by Almaghairbe et al. [8] are also presented in Table 1 for comparison, but this is discussed in Q3 in Section 5.3. The column showing % of traces used in training varies across programs, we show the lowest percentage that is needed to achieve near maximum precision and recall.

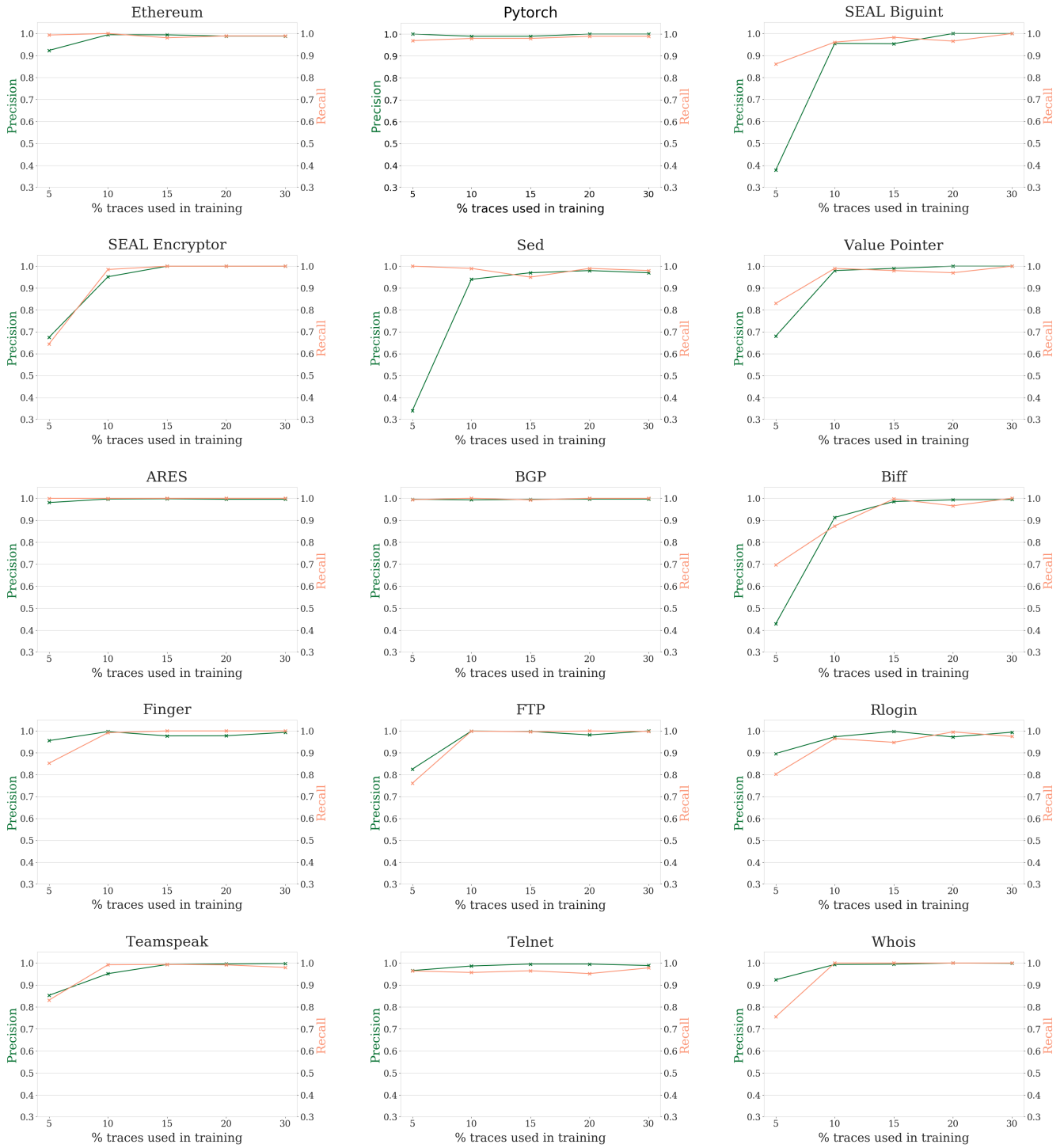


Figure 3: Precision and recall achieved by classification model over each subject program.

Subject Program	Lines of Code	% Traces for training	Total # Traces	Our Approach			Hierarchical Clustering [8]		
				Precision	Recall	TNR	Precision	Recall	TNR
Ethereum	55927	8	13524	0.99	0.99	0.99	0.56	0.87	0.31
Pytorch	21090	5	640	1.0	0.97	1.0	0.48	1.0	0.16
SEAL Biguint	18464	11	364	0.95	0.98	0.96	0.75	0.55	0.82
SEAL Encryptor	25967	10	384	0.95	0.98	0.95	0.5	1.0	0.0
Sed	4492	10	370	0.94	0.94	0.99	0.35	0.63	0.86
Value pointer	15001	10	246	0.98	0.99	0.99	0.67	0.13	0.94
Ares protocol	1261	3	16066	0.97	0.98	0.97	0.94	0.24	0.0
BGP protocol	1025	5	16009	0.99	0.99	0.99	0.18	0.01	0.98
Biff protocol	627	15	1958	0.97	0.99	0.99	0.43	0.22	0.72
Finger protocol	791	10	2775	0.99	0.99	0.99	0.53	0.13	0.92
FTP protocol	995	10	9677	0.99	0.99	0.98	0.07	0.001	0.98
Rlogin protocol	955	10	4121	0.97	0.96	0.99	1.0	0.04	1.0
Teamspeak protocol	3284	10	1945	0.95	0.99	0.96	1.0	0.11	1.0
Telnet protocol	1019	10	319	0.98	0.96	0.95	0.29	0.02	0.87
Whois protocol	784	9	4412	0.98	0.99	0.99	0.49	0.03	0.98

Table 1: Precision, Recall and True Negative rate (TNR) using our approach and hierarchical clustering.

Precision and Recall. The classification models for all the programs perform exceptionally well, achieving at least 94% precision and recall (average precision = 97% and average recall = 98%). This implies that the number of false positives in the classification is very low and a large majority of the failing traces are correctly identified. The fraction of traces needed in training to achieve near maximum performance was 8% to 15% for 12 of the 15 subject programs. The other three programs, Ares, BGP protocols and Pytorch, needed smaller fractions ($\leq 5\%$) of traces in training. This was because these 3 programs had a significantly larger number of total traces. Overall, for all our subject programs, we observe that we only need a relatively small fraction of the total traces to train classification models with high precision and recall. Accuracy improves as the training set gets larger. We discuss this effect in Section 5.2.

Specificity. We report specificity to understand number of traces correctly identified as passing out of the total passing traces. The classification models for all subject programs achieve high specificity (average specificity = 98%). This implies that the NN models are able to learn runtime patterns that distinguish not only failing executions, but also passing executions with a high degree of accuracy. These results are unprecedented as we are not aware of any technique in the literature that can classify both passing and failing executions at this level of accuracy.

Ablation study. To better understand which parts of the traces contribute most to model performance, we systematically remove information (one parameter a time) from the traces, also referred to as ablation, training new classification models with the modified traces and observing their effect on precision, recall and specificity (TNR). In our experiments, we remove function call names, arguments, and return values from the original traces. The performance of different models for 8 of the 15 subject programs is shown in Table 2. The 7 network protocols missing in Table 2 have results similar to Finger and Telnet protocols in the table, and were omitted due to space limitations. Nevertheless, the ablation study results for them can be found in our repository¹.

We observe that each ablation affects subject programs differently. For instance, we find removing function names reduces model performance for programs like Sed, Ethereum, Value pointer, Encryptor that have different function call sequences between passing and failing traces. For FSM protocols, where the sequence of method call names between passing and failing traces is largely the same, removing function names has little impact on performance. For FSM protocols, Finger and Telnet, return values and arguments have a dominant effect on model performance. We performed ablation of global state only for the FSM protocols since the other programs in our experiment do not use global variables. Removing global state reduces model performance for BGP, Biff and Telnet protocols. For Pytorch, removing arguments in the trace has the biggest effect. Overall, we find all parts of the trace – function names, return values, arguments – is useful to our NN model to achieve high prediction performance across all our subject programs.

Bug detection. Failing test executions for Ethereum, Pytorch, Encryptor, Biguint, and Value pointer were generated using mutations representing different bug classes (discussed in Section 3.2)². Traces with instances of the bug classes were seen during training, albeit applied at a different location to a different operator than in the test set. We find the classification models for all 3 subject programs were highly accurate, detecting nearly all unseen failing traces from the different bug classes. Given the promising results for the different bug classes, we wanted to check if the model was capable of detecting a previously *unseen bug class* in the test set. We used the Encryptor and Ethereum programs for this assessment. We find the classification model for Encryptor trained using failure instances from the “Scalar variable replacement” bug class, could detect failures from the following unseen bug classes with high accuracy - 1. Bool operator (0.79 precision), 2. Relation operator (0.96), 3. Argument swapping (0.97), 4. Loop boundary (0.98). On the other hand, the Ethereum model trained using the “Scalar variable replacement” bug class has mixed performance over other unseen bug classes - 1. Bool operator (0.98 precision), 2. Relation operator (0.31), 3. Argument swapping (0.16), 4. Loop boundary (0.36). Upon

¹https://github.com/anon-0/ICSE-ClassifyTestExec/blob/master/fsm_ablation_study.pdf

²For Sed and the 9 FSM protocols, we used failing tests provided with the implementation. No mutations were used.

Program	Omitted Info.	P	R	TNR
Ethereum	Function names	0.49	0.98	0.02
	Return values	0.50	0.94	0.07
	Arguments	0.52	0.91	0.36
	Half the #trace lines	0.70	0.86	0.63
Pytorch	Function names	0.99	1.0	1.0
	Return values	0.99	0.99	0.99
	Arguments	0.51	0.99	0.04
	Half the #trace lines	0.99	0.91	0.99
Seal Biguint	Function names	0.95	0.58	0.97
	Return values	0.97	0.94	0.97
	Arguments	0.90	0.88	0.91
	Half the #trace lines	0.81	0.90	0.79
Seal Encryptor	Function names	0.92	0.14	0.98
	Return values	0.79	0.98	0.74
	Arguments	0.70	0.98	0.59
	Half the #trace lines	0.72	1.0	0.58
Sed	Function names	0.11	1.0	0.02
	Return values	0.20	0.24	0.89
	Arguments	0.67	0.08	0.99
	Half the #trace lines	1.0	0.08	1.0
Value pointer	Function names	0.62	0.86	0.37
	Return values	0.47	1.0	0.00
	Arguments	0.52	0.96	0.04
	Half the #trace lines	0.47	1.0	0.00
Finger Protocol	Function names	0.99	0.95	0.99
	Return values	0.98	0.97	0.99
	Arguments	0.52	0.19	0.88
	Half the #trace lines	0.49	0.60	0.59
	Global state	0.97	0.94	0.97
Telnet Protocol	Function names	0.93	1.0	0.76
	Return values	0.82	1.0	0.25
	Arguments	0.76	1.0	0.00
	Half the #trace lines	0.75	0.93	0.00
	Global state	0.88	1.0	0.49

Table 2: Precision (P), Recall (R) and Specificity (TNR) for each subject program omitting certain trace information.

analysis, we find high precision is achieved when the bug classes have similar method invocation patterns allowing the classification learned by the model to be more generally applicable to unseen bug classes. Poor precision over some unseen bug classes in Ethereum is because the method invocation patterns are different between them. For programs like Ethereum, it is important for the training set to contain representations from a wide set of bug classes.

5.2 Q2. Size of training set

Figure 3 shows precision and recall achieved by our approach with different training set sizes. Initially, increasing the size of training set results in better precision and recall. The extent of improvement depends on the program and execution traces. For instance, when training set size is increased from 5% to 10% of the overall traces, precision for Encryptor improves from 67% to 95%, while precision for Biguint increased steeply from 37% to 95%. Nevertheless, we find this observation to be true with diminishing results: after a certain point, increasing the training set size does not result in a noticeable improvement in precision and recall. We find this threshold, typically, to be between 10 to 15%, across our subject programs.

5.3 Q3. Comparison against state of art

Table 1 presents precision, recall, and specificity (TNR) achieved by the agglomerative hierarchical clustering proposed by Almaghairbe et al. [8] on each of the subject programs. Comparing the precision, recall and TNR of our approach versus hierarchical clustering, we find our approach clearly outperforms the clustering approach on all

subject programs. For certain programs, like the Seal Encryptor, the clustering approach achieves a slightly better recall (1.0 vs 0.98) than our approach but the precision (of 0.5) and TNR (of 0) achieved with clustering are disappointing, making it unusable as it incorrectly classifies many failing and passing traces. The clustering approach for network protocols, BGP, FTP, Whois, have comparable TNRs to our approach. However, the precision and recall rates for these protocols are dramatically lower with the clustering approach (< 0.19) than our approach (> 0.96) implying failing traces are not correctly identified.

Overall, for all subject programs, we find the clustering approach is unable to accurately distinguish failing and passing executions. This is because the hierarchical clustering assumption does not hold for the programs in our evaluation. According to this assumption, passing traces tend to be grouped in a few big clusters and failing traces are grouped as many small clusters. However, we find failing traces are grouped in large clusters for some programs as they have similar function call sequences as passing traces. This leads them to be incorrectly classified as passing in some cases. In addition, passing traces may also be grouped into many small clusters when they have significant differences in method invocation sequences, especially for programs with heavy control flow, causing them to be incorrectly classified as failing in some instances.

5.4 Q4. Generalisation

In this research question, we conduct an initial exploration into the ambitious possibility of using a model, trained using traces from one subject program, to classify traces from other programs in the same application domain. We use FSMs from the network protocol domain to evaluate this possibility. Figures 4 and 5 represent precision and recall achieved by models trained using traces from Biff protocol and Whois protocol, respectively, to classify traces produced by other FSMs. We find that the model trained using traces from Biff achieves high accuracy over the Ares protocol with precision and recall close to 1.0, and reasonable precision (> 0.8) for BGP, FTP, Rlogin, Teamspeak, Whois protocols. Lowest precision (0.17) was observed with Telnet. Average precision achieved in classifying traces from unseen FSMs was 0.79. Recall achieved by the model is lower than precision indicating that the model missed identifying failing traces in each of these protocols. Overall, the model trained with Biff traces was successful in identifying failing traces in other FSMs that have similar patterns to Biff. Failing traces with differing patterns were missed. We confirmed this observation by checking results from the Whois model. Although precision and recall numbers are different from the Biff model, the reasoning for classification success was the same - extent of similarity in execution patterns between FSMs. With the current approach, we find there is scope to generalise a classification model from a single FSM to multiple FSMs in the networking domain. However, achieving high accuracies with generalisation is a difficult problem and we plan to take small, definitive steps towards addressing this challenge in the future. As a next step, we will explore tuning the classification model from an individual FSM with sample traces from other FSMs to improve generalisation performance.

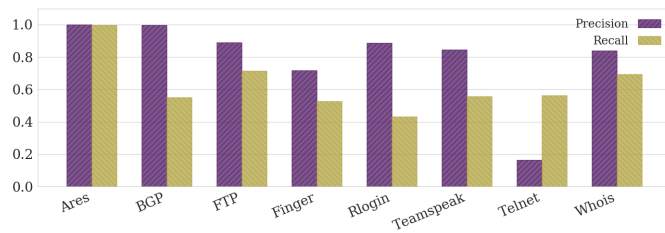


Figure 4: Biff trained model - Precision and recall for un-seen fsms.

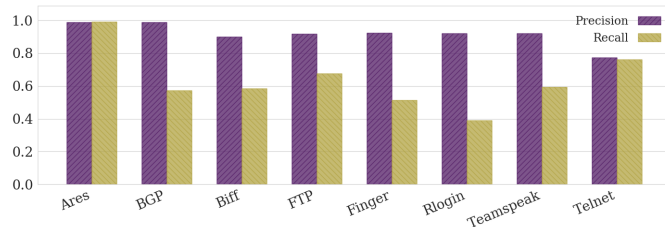


Figure 5: Whois trained model - Precision and recall for un-seen fsms.

5.5 Threats to Validity

We see three threats to validity of our experiment based on the selection of subject programs and associated tests.

First, implementations for 5 out of the 15 subject programs in our experiment only had passing tests. To avoid an imbalanced training set, we generated failing execution traces using seeded faults representing common bug patterns [23, 31]. It is possible using real faults would lead to different results. However, Andrews et al. have shown the use of seeded faults leads to conclusions similar to those obtained using real faults [12]. It is also worth noting that for the remaining 10 subject programs we did not artificially seed faults, but instead used the failing tests that came with the implementation which helps mitigate this threat.

Second, for three programs, Seal Biguint, Encryptor, and Value Pointer, we augmented existing tests with our own tests to increase the number of tests available for training and evaluation. To reduce this threat, we used random test generation to avoid bias in the inputs generated. We also use 12 subject programs in our experiment for which we did not generate test inputs but instead used test inputs that came with their implementation. Our approach achieved high classification performance over all programs.

Finally, we conducted our study on 15 subject programs from 6 different application domains which is not representative of all application domains. Given the superior performance using subject programs in 6 application domains that are sufficiently different, and the fact that our approach has no domain specific constraints, we believe our approach will be widely applicable.

6 CONCLUSION

In this paper, we propose a novel approach for designing a test oracle as a NN model learning from execution traces of a given program. We have implemented an end to end framework for automating the steps in the approach, (1) Gathering execution traces

as sequences of method invocations and final global state, (2) Generating failing traces, if necessary, to provide a balanced training set, (3) Encoding variable length execution traces into a fixed length vector, (4) Designing a NN model that uses the trace information to classify the trace as pass or fail.

We evaluated the approach using 15 realistic subject programs and tests. We found the classification model for each of the subject programs was highly effective in classifying passing and failing executions, achieving over 95% precision, recall and specificity while only training with an average 9% of the total traces. For programs with a large number of traces, a lower proportion of traces was adequate for training. We outperform the hierarchical clustering technique proposed in recent literature by a large margin of accuracy across all our subject programs.

Practical use: Our approach can be applied out of the box for classifying tests for any software that can be compiled to LLVM IR. We require 5 - 10% of the tests to be labelled with their pass or fail outcomes. The remaining tests will be classified automatically with high accuracy. Our approach is clearly better than current industry practices where developers or testers label all the tests, either by providing expected outputs or through inspection.

Generalisation: In this paper, we focus on designing a classification model for each subject program. We did an initial experiment with generalising a classification model learned over one protocol FSM to classify executions over other network protocol FSMs. The results for precision and recall over other unseen FSMs was not as high as the individual FSM classification models. In the future, we plan to explore techniques that will improve the generalisation performance of the NN models.

REFERENCES

- [1] Sed, linux stream editor. <https://linux.die.net/man/1/sed>, 2009.
- [2] value_pointer, smart pointer library implementation. https://github.com/Baltov/value_ptr, 2009.
- [3] L7-filter, application layer packet classifier for linux. <http://l7-filter.clearos.com/>, 2013.
- [4] Ethereum Project (release 3.5), 2019. <https://github.com/ethereum/aleth>.
- [5] Aggarwal et al. A neural net based approach to test oracle. *ACM SIGSOFT Software Engineering Notes*, 29(3):1–6, 2004.
- [6] Miltiadis Allamanis, Marc Brockschmidt, and Mahmoud Khademi. Learning to represent programs with graphs. In *ICLR*, 2018.
- [7] Miltiadis Allamanis, Hao Peng, and Charles Sutton. A Convolutional Attention Network for Extreme Summarization of Source Code. In *ICML*, 2016.
- [8] Rafiq Almaghairbe and Marc Roper. Separating passing and failing test executions by clustering anomalies. *Software Quality Journal*, 25(3):803–840, 2017.
- [9] Uri Alon et al. code2vec: Learning distributed representations of code. *arXiv preprint arXiv:1803.09473*, 2018.
- [10] Uri Alon, Omer Levy, and Eran Yahav. code2seq: Generating sequences from structured representations of code. *arXiv preprint arXiv:1808.01400*, 2018.
- [11] Paul Ammann and Jeff Offutt. *Introduction to software testing*. Cambridge Univ. Press, 2016.
- [12] James H Andrews, Lionel C Briand, Yvan Labiche, and Akbar Siami Namin. Using mutation analysis for assessing and comparing testing coverage criteria. *IEEE Transactions on Software Engineering*, 32(8):608–624, 2006.
- [13] Earl Barr et al. The oracle problem in software testing: A survey. *IEEE TSE*, 41(5):507–525, 2015.
- [14] James Bowring et al. Active learning for automatic classification of software behavior. In *ACM SIGSOFT Software Engineering Notes*, pages 195–205, 2004.
- [15] Lionel C Briand. Novel applications of machine learning in software testing. In *QSIC'08*, pages 3–10. IEEE, 2008.
- [16] Yuriy Brun and Michael D Ernst. Finding latent code errors via machine learning over program executions. In *Proceedings of the 26th ICSE*, pages 480–490, 2004.
- [17] Hyunsook Do, Sebastian Elbaum, and Gregg Rothermel. Supporting controlled experimentation with testing techniques: An infrastructure and its potential impact. *Empirical Software Engineering*, 10(4):405–435, 2005.

- [18] Robert M Hierons. Verdict functions in testing with a fault domain or test hypotheses. *ACM TOSEM*, 18(4):14, 2009.
- [19] Robert M Hierons. Oracles for distributed testing. *IEEE TSE*, 38(3):629–641, 2012.
- [20] Geoffrey Hinton et al. A fast learning algorithm for deep belief nets. *Neural computation*, 18(7):1527–1554, 2006.
- [21] Sepp Hochreiter and Jürgen Schmidhuber. Long short-term memory. *Neural computation*, 9(8):1735–1780, 1997.
- [22] Jez Humble and David Farley. *Continuous Delivery: Reliable Software Releases through Build, Test, and Deployment Automation*. Pearson Education, 2010.
- [23] Yue Jia and Mark Harman. An analysis and survey of the development of mutation testing. *IEEE transactions on software engineering*, 37(5):649–678, 2011.
- [24] Hu Jin et al. Artificial neural network for automatic test oracles generation. In *Proceedings of CSSE*, volume 2, pages 727–730. IEEE, 2008.
- [25] Diederik P. Kingma and Jimmy Ba. Adam: A method for stochastic optimization. In *3rd International Conference for Learning Representations*, 2015.
- [26] William Langdon et al. Inferring automatic test oracles. In *Proceedings of the 10th SBST*, pages 5–6, 2017.
- [27] Chris Lattner. LLVM: An Infrastructure for Multi-Stage Optimization. Master’s thesis, Computer Science Dept., University of Illinois at Urbana-Champaign, Urbana, IL, Dec 2002. See <http://llvm.cs.uiuc.edu>.
- [28] Paulo Augusto Nardi and Eduardo Damasceno. A survey on test oracles. *Advances in Theoretical and Applied Informatics*, 1(2):50–59, 2015.
- [29] Adam Paszke and Soumith Chintala. Pytorch, 2017.
- [30] Andy Podgurski et al. Automated support for classifying software failure reports. In *Proceedings of 25th ICSE 2003*, pages 465–475. IEEE, 2003.
- [31] Michael Pradel and Koushik Sen. Deepbugs: a learning approach to name-based bug detection. *Proceedings of the ACM on Programming Languages*, 2(OOPSLA):147, 2018.
- [32] Microsoft SEAL (release 3.2). <https://github.com/Microsoft/SEAL>, 2019. Microsoft Research, Redmond, WA.
- [33] Meenakshi Vanmali et al. Using a neural network in the software testing process. *International Journal of Intelligent Systems*, 17(1):45–62, 2002.
- [34] Ke Wang, Rishabh Singh, and Zhendong Su. Dynamic neural program embedding for program repair. *arXiv preprint arXiv:1711.07163*, 2017.
- [35] Vanya Yaneva, Arnav Kapoor, Ajitha Rajan, and Christophe Dubach. Accelerated finite state machine test execution using gpus. In *APSEC*, 2018.