

DAF-NET: A SALIENCY BASED WEAKLY SUPERVISED METHOD OF DUAL ATTENTION FUSION FOR FINE-GRAINED IMAGE CLASSIFICATION

ZiChao Dong¹, JiLong Wu², TingTing Ren², Yue Wang³, MengYing Ge⁴

The Chinese University of Hong Kong¹, Geng Mei AI lab^{2, 4}, The University of Hong Kong³.
1155129705@link.cuhk.edu.hk, wujilong@igengmei.com

ABSTRACT

Fine-grained image classification is a challenging problem, since the difficulty of finding discriminative features. To handle this circumstance, basically, there are two ways to go. One is use attention based method to focus on informative areas, while the other one aims to find high order order between features. Further, for attention based method there are two directions, activation based and detection based, which are proved effective by scholars. However, rare work focus on fusing two types of attention with high order feature.

In this paper, we propose a novel 'Dual Attention Fusion' (DAF) method which fuse two types of attention and use them to as 'PAF' (part attention filter) in deep bilinear transformation module to mine the relationship between separate parts of an object. Briefly, our network constructed by a student net who attempt to output two attention maps and a teacher net uses these two maps as empirical information to refine the result. The experiment result shows that only student net could get 87.6% accuracy in CUB dataset while cooperating with teacher net could achieve 89.1% accuracy.

1. INTRODUCTION

Fine-grained image classification, also known as sub-category recognition, is a hot research topic in computer vision and pattern recognition in recent years. The purpose of fine-grained classification is to subclass the images belonging to the same basic category (cars, dogs, flowers, birds, etc.) in a more detailed way. However, due to the subtle inter-class differences and large intra-class differences among sub-categories, the classification of fine-grained images is more difficult than ordinary image classification tasks. Deep learning has brought tremendous advances to many areas of computer vision [1, 2, 3], however, its performance in fine-grained classification is not satisfactory on account of the difficulty of finding informative regions and extracting discriminative features. The result of classification is even worse due to a variety of different backgrounds, poses and shooting Angles [4]. Previous research [5, 6, 7, 8, 9, 10, 11] of fine-grained classification rely on human annotations. However, it is so expensive to annotate fine-grained features that these approaches are impractical. Some improvements [12, 13, 14, 15] employed

unsupervised learning have been proposed, which can localize informative regions automatically. Unfortunately, most of the work had low accuracy. NTS-net innovatively put forward a multi-agent cooperative learning mechanism which have Navigator, Teacher and Scrutinizer that can increase accuracy. However, we found it is hard to accurately detect separate bounding boxes, such as a single head.

In this paper, we combine fine-grained image classification with saliency detection to attach more attention on the small and distinctive parts. Since saliency detection is a segmentation task with pixel-level annotation, we use a weakly supervised box-level segmentation map instead. In many detection-based works, we found it is hard to directly locate the key areas in an object. In order to solve this problem, we make it two stages, using activation based heatmaps to locate the instance and saliency segmentation to accurately detect informative parts on an instance. We also found the previous work; especially fancy attention mechanism is not that satisfying and not that explainable. we designed an unambiguous network to show users whether it is concentrating on the parts that users wish to.

Our main contributions can be summarized as follows:

- The first to introduce saliency detection to fine-grained image classification task by adding SPPN module.
- Design a location heatmap generation mechanism to boost SPPN (saliency part proposal network) module.
- Design R_IOU loss and R_area loss to get separate and accurate saliency part proposals, which constructed as box-level saliency segmentation mask.
- Use a self-supervised mechanism to refine saliency proposals.
- Design a simple and effective method to fuse dual attention which is extremely helpful for deep bilinear transformation module as PAF (part attention filter).
- Use a knowledge distillation based method to boost student and teacher net.

2. RELATED WORK

2.1. Fine-grained image classification

The difficulty of fine-grained image classification is subtle inter-class differences and large intra-class differences among sub-categories. In order to successfully carry out fine-grained classification of two very similar species, the most important thing is to find the informative region that can distinguish the two species in the image.

Spatial Transformer Network[16] achieve spatial invariability by predicting the location of informative regions and then correcting the image to an ideal position. Bilinear CNN models[17] uses two feature extractors, which coordinate with each other to detect informative regions and extract features. [12] propose an automatic component detection method for fine image recognition, learning part detectors and part saliency maps. RA-CNN [18] uses mutually reinforcing methods to recursively learn discriminative region attention and region-based feature representation. DVAN [13] improves the diversity of visual attention to extract the maximum discriminant features. It consists of four parts: attention region generation, CNN feature extraction, diverse visual attention and classification. FCN attention[19] is a full-convolution attentional network based on reinforcement learning, which can adaptively select multi-task-driven attention regions. Because it is based on FCN architecture, it is more efficient and can locate multiple object parts and extract features of multiple attention regions at the same time. Short-term Memory network (LSTM) is unified into a deep loop architecture called HSnet[20]. Therefore, HSnet(1) produces the proposal of image parts with information, and (2) integrates all the proposals for final-grained recognition.

2.2. Object detection

Early object detection methods mainly use SIFT [21] or HOG [22] features. Recently, deep learning-based object detection methods have shown dramatic improvements. Two-stage approaches like R-CNN [23], OverFeat [24] and SPPnet [25] adopt traditional image-processing methods to generate object proposals and perform category classification and bounding box regression. Faster R-CNN [26] first proposes a unified end-to-end framework for object detection. It introduces a region proposal network (RPN) which shares the same backbone network with the detection network to replace the original standalone time-consuming region proposal methods. On the other hand, one-stage methods which are popularized by YOLO [27, 28, 29] and SSD [30] improve detection speed over Faster R-CNN [26] by employing a single-shot architecture. RetinaNet [31] proposes a new focal loss to address the extreme foreground-background class imbalance which stands out as a central issue in one-stage detectors. Feature Pyramid Networks (FPN) [32] focuses on better handling multi-scale objects and generates anchors

from multiple feature maps.

2.3. Saliency Detection

Visual saliency prediction in computer vision aims at estimating the locations in an image that attract the attention of humans. Salient points in an image are understood as a result of a bottom-up process where a human observer explores the image for a few seconds with no particular task in mind. These data are traditionally measured with eye-trackers, and more recently with mouse clicks [33] or webcams [34]. The salient points over the image are usually aggregated and represented in a saliency map, a single channel image obtained by convolving each point with a Gaussian kernel. As a result, a gray-scale image or heatmap is generated to represent the probability of each corresponding pixel in the image to capture the human attention[35]. These saliency maps have been used as soft-attention guides for other computer vision tasks, and also directly for user studies in fields like marketing.

However, it is expensive to acquire pixel-level annotations of saliency map as ground truth. Instead, we try to use a weakly supervised method by only use image level classification ground truth to guide us. In [36], they try to combine object detection with fine-grained image classification to get higher accuracy. Early works [37] attempt to use image-level annotations to get pixel-level segmentation results. In our work, instead of using fully connected convolutional neural networks to get segmentations mask[38], we use feature proposal network to do part-level object detection which could provide us box-level saliency information inside an object. We hope to get distinctive features from those saliency areas. Like [39, 40, 40, 41], we use bounding box information to get segmentation masks. Further, inspired by [42], we found it is feasible to concatenate saliency detection map with image as a attention guiding.

2.4. Activation Based Heatmap

Recently, several heatmap methods sourcing from the activation layer of backbone have been proposed to boost the fine-grained image classification. Typically, SCDA[43] is a kind of unsupervised method to locate the main region in the fine-grained images, without the help of image label or bounding box annotation. It takes the activation-map after convolution layer, ReLU layer or pooling layer and then add up the activation through the deep direction, calculates the mean of the activation-map. As for the value in the activation-map who is higher than the mean value, they will keep unchanged while others will be erased to zero. In this way, the SCDA[43] method generate a activation-map which could be coarsely considered as the object segmentation map. Apart from that, it is also an elegant way to guide the following network as an attention.

2.5. Bilinear Pooling

Bilinear pooling[44] is proposed to obtain invariant and discriminative global representation for convolutional feature, which achieved the state-of-the-art results in many fine-grained datasets. However, the high-dimensionality issue is caused by calculating pairwise interaction between channels, thus dimension reduction methods are proposed. Specifically, low-rank bilinear pooling[45] proposed to reduce feature dimensions before conducting bilinear transformation, and compact bilinear pooling[46] proposed a sampling based approximation method, which can reduce feature dimensions by two orders of magnitude without performance drop. Moreover, feature matrix normalization[47] is proved to be important for bilinear feature, while we do not use such techniques in our deep bilinear transformation since calculating such root is expensive and not practical to be deeply stacked in CNNs. Second-order pooling convolutional networks[48] also proposed to integrate bilinear interactions into convolutional blocks, while they only use such bilinear features for weighting convolutional channels. In [49], they manage to use semantic grouping to select relative features and combine them together for further bilinear feature transformation.

2.6. Knowledge Distillation

Knowledge distillation with neural networks was pioneered by Hinton [50] and Bucila [51], which is transfer learning method that aims to improve training of student work by relying on knowledge borrowed from a powerful teacher network. The framework could compress an ensemble of deep networks(teacher) into a student network of similar depth [52]. To do so, the student is trained to predict the output of the teacher as well as the true classification labels.

However, all previous works related on this method focus on the theme about model compression[53]. In this paper, we are the first one to introduce knowledge distillation method to fine-grained classification while reduce the distinguish of parameters distribution between the teacher net and student net in the training process.

3. METHOD

3.1. Method Overview

Our method consists of two parts, student net and teacher net respectively. As for student net, received an image as input, a backbone serves as a feature extractor. Similar to retina-net [54], we add a feature pyramid network to predict the bounding box in multi-level. Inspired by [55], we use the activation map of the three layers in last three blocks of backbone to get the location-heatmap in the mean time. The location-heatmap is considered as a coarse location for the object, which has two effects: 1. A judgement for foreground and background for the object detection task. 2. A coarse attention for teacher

net to locate the object. Further, the feature pyramid network is also used to operate the region proposal network, where the saliency part of an object could be detected by a bounding box. In order to get the accurate informative parts, it is reasonable that the bounding boxes should be approximately $1/N$ size of the total area of the object and the bounding boxes should have rare intersections since we want each bounding box matches a distinctive part. To manage that, we designed two losses, R_area loss and R_IOU loss respectively. Since the detection is lack of ground truth, we operate a self-supervise method by using a ranking loss.

After student net, a location-heatmap map and a saliency map constructed by the bounding boxes are acquired. We concatenate the two attention maps with original image and feed it in teacher net. Firstly, the two attention maps hint the location and saliency part of the object. Secondly, we use saliency part mask to filter the feature map. Precisely, discriminative feature is highlighted, which is a great help for semantic grouping and group bilinear part. After the deep bilinear transformation, the final feature vector is obtained. Since teacher net outperform student net, we use distillation and hint learning method to encourage student net learn better. The final result for inference is an ensemble between results of student net and teacher net.

Algorithm 1 Framework of Our System.

Require: The origin image

Ensure: the classification result of the origin image;

- 1: Get the attention map, detection map and first stage prediction;
 - 2: Concatenate the attention maps and origin pic as the input of the teacher net;
 - 3: Construct the distillation structure between student net and teacher net;
 - 4: Get the prediction from the teacher net;
 - 5: ensemble the result between teacher net and student net;
 - 6: **return** E_n ;
-

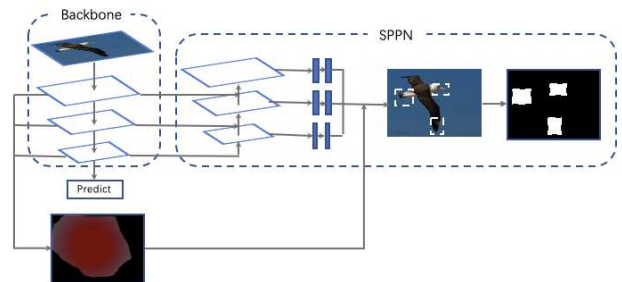


Fig. 1. Pipeline for SPPN

3.2. Location Heatmap Module

In our method, we use location heatmap, similar to the SCDA[43] method, to separate the foreground and background. Three ReLU layers corresponding to last three blocks of backbone in the student network are aggregated to generate the heatmap. For each, we add up the activation tensors through the depth direction. Thus, the hwd 3D tensor becomes an hw 2D tensor, which we call the aggregation map and name it A, we will use A in the following. Then, we calculate the mean value of all the positions in A as the threshold to decide which positions localize objects. Consequently, the position whose activation response is higher than the mean value indicates the main object, we set it to one, and other positions zero. We concatenate the three aggregation map together, and normalize it. In this way, we get the location heatmap which involves not only the low dim texture information but also the high dimension whole target shape. The location heatmap will be used in two places. First, it is put into SPPN network, as it aggregates the object region, it can be used as the coarse target location, which directs the SPPN network in regressing the location of the proposals. Second, in the teacher net, the location heatmap will be used as an input information together with the saliency map.

3.3. SPPN Module

Saliency part proposal network is a subnet cascaded behind our backbone, in order to predict the saliency parts of an object. Like widely used region proposal network (RPN) in object detection, our SPPN aims to yield saliency part proposals. Benefit from location-heatmap, we can select the positive samples who falls in the activated area in that heatmap. For others, we consider them as negative samples and neglect the following classification and regression for them. By doing so, the difficulty for SPPN to learn is lower.

Similar to retina-net, classification head and regression head are added in all three level of feature map to predict the convincing score and saliency bounding box corresponding to different size of target. We choose top-N informative regions after NMS and use a self-supervised method to further boost SPPN. NTS-net uses a similar way, however they only remain the information inside the bounding box and remove others. As far as our concerned, it could be considered as high-level crop along with losing the context messages. We would argue that it is more reasonable to restore the information inside the box while keeping the context message in the meantime.

In our method, we designed a fancy method to for evaluate the bounding boxes. For the original input image and every bounding box chosen from N boxes, firstly we keep the pixel in the box unchanged. Secondly, we add noise in the corresponding area for other N-1 boxes. Thirdly, we operate heavy Gaussian blur in other areas. N processed images are acquired by the method and we feed them into our backbone to get N scores. A ranking loss is implemented in order to

realize the self-supervise mechanism.

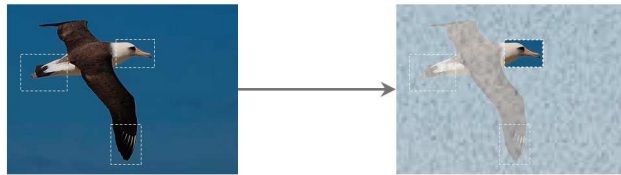


Fig. 2. Illustration of the preprocessing of each saliency part proposal. The output will be fed into backbone again to evaluate the value of the proposal.

3.4. PAF Module

PAF, stands for part attention filter, is designed to highlight the discriminative parts of an object. Firstly, saliency part mask is input in adaptive layer, which output a part attention mask with the same shape as the corresponding feature map. Secondly, it is used as a filter to highlight informative feature while ignore useless areas. Inspired by [49], we use semantic grouping to gather feature map who focus on similar areas and group bilinear to calculate and aggregate intra-group pairwise interactions. The pipeline is shown below:

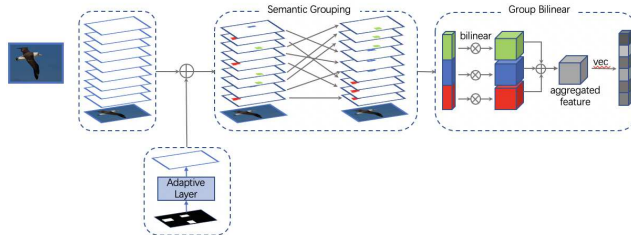


Fig. 3. We use PAF module to guide the semantic grouping.

3.5. Distillation Framework

Distillation framework is applied to improve the similar of parameters distribution between teacher net and student net which is borrowed from knowledge distillation structure [56]. In this paper, we introduce intermediate-level hints from the teacher hidden layers to guide the training process of the student [57]. The distillation framework can be summarized as follows. First, we introduce the hints which are defined as the output of teacher net hidden layers. Second, the guided layer is selected from the student net layers to learn from the teachers hint layer. Third, we add a regressor whose output match the size of hint layer to the guide layer. Finally, the soft target cross entropy loss is applied on the head of the distillation framework. Then the loss function of distillation

framework is defined as

$$L_{HT}(F_{hint}, F_{guide}) = \frac{\alpha}{2} \|F_{hint} - r(F_{guide})\|^2 + \beta L_c(L_{soft}, L_{target}) \quad (1)$$

where L_c is the soft target cross entropy loss.

3.6. CSF Module

CSF stands for class score fusion, which is used to ensemble results from student net and teacher net. In [58], authors use a module to fuse two scores from two streams in video classification task. Similarly, our teacher-student net architecture can also be considered as two-stream module. So we designed a class score fusion module to fuse the result vector from two nets by using fully connected layer. Cross entropy loss is then used to optimise this module.

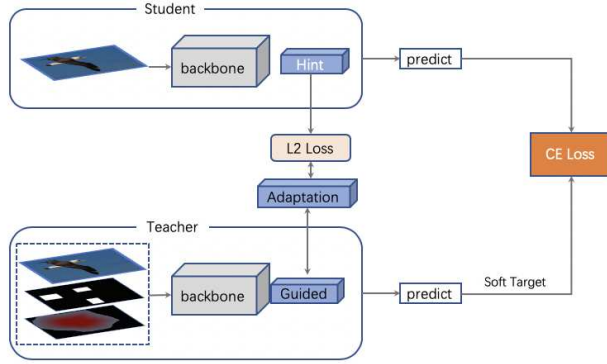


Fig. 4. Whole picture of our framework.

3.7. Loss function and Optimization

In our model, we have designed several loss functions in order to get better accuracy. They are illustrated as follow.

3.7.1. R_IOU Loss

In order to get precise discriminating parts of an object, we attempt to make our bounding boxes have little intersection with each other. otherwise, more than one bounding box will predicted corresponding to same part. Inspired by dice loss, we simply add a hype-parameter alpha to control the penalty of the intersection. The formula is shown below:

$$L_{IOU}(B_1, B_2) = \alpha \frac{|B_1 \cap B_2|}{||B_1| + |B_2||} \quad (2)$$

3.7.2. R_Area Loss

In our experiment, we find that only use R_IOU loss is not enough to make bounding boxes accurately locate single parts

of an object since the box are often big and box another areas rather the distinctive part. So we would argue that another restrict to reduce the area of bounding box is required. Thanks to location-heatmap, we can coarsely estimate the area S of the total object. Then we set a hype-parameter N indicated that how many parts are there in a object. The number of parts N could be changed due to different type of objects. For instance, in the bird dataset CUB-200-2011, we set $N=4$. The formula is shown below:

3.7.3. Distillation Loss

In order to let student and teacher net collaborate better, we design a distillation loss which combine two parts, hint learning and soft target learning. The formula is shown below:

$$L_{HT}(F_{hint}, F_{guide}) = \frac{\alpha}{2} \|F_{hint} - r(F_{guide})\|^2 + \beta L_c(L_{soft}, L_{target}) \quad (3)$$

3.7.4. Concentrate Loss

For total M saliency part proposals, we also introduced a concentrate loss to combine their effects. Technically, each box, like we mentioned above, could be convert to an unique image and we feed these M images into our student net (without SPPN part) again to get M logits. Each logit corresponding to the probability for each class. We use an ensemble method to get the fusion logit of M boxes. In our experiment, we directly use average of the M logits. The formula is shown below:

$$L_{con}(F_{logit}, GT) = CrossEntropy(F_{logit}, GT) \quad (4)$$

3.7.5. Ranking Loss

Similar to what they do in NTS-net, we use ranking loss to penalize pairs with wrong orders. Let $X = X_1, X_2, \dots, X_n$ denote the objects to rank, and $Y = Y_1, Y_2, \dots, Y_n$ the indexing of the objects, where $Y_i \geq Y_j$ means X_i should be ranked before X_j . We use pair-wise ranking approach, Suppose $F(X_i, X_j)$ only takes a value from 1,0, where $F(X_i, X_j) = 0$ means X_i is ranked before X_j . Then the loss is defined on all pairs, and the goal is to find an optimal F to minimize the average number of pairs with wrong order. The formula is shown below:

$$L_{Ranking}(F, X, Y) = \sum_{(i,j): Y_i < Y_j} F(x_i, x_j) \quad (5)$$

3.7.6. Total Loss for DAF-net

The total loss constructed by three parts: student net, teacher net and the class score fusion (CSF) module.

$$L_{Total} = \alpha L_{student} + \beta L_{teacher} + \gamma L_{CSF} \quad (6)$$

For loss of student net, there are five parts. Prediction loss indicated the cross entropy loss.

$$L_{Student} = L_{Ranking} + L_{Area} + L_{IOU} + L_{HT} + L_{Pred} + L_{Can} \quad (7)$$

For loss of teacher net and CSF module, only one loss are used separately.

$$L_{Teacher} = L_{Pred} \quad (8)$$

$$L_{CSF} = L_{Pred} \quad (9)$$

4. EXPERIMENTS

4.1. Dataset

We comprehensively evaluate our algorithm on Caltech-UCSD Birds (CUB-200-2011) [42], Stanford Cars [23] and FGVC Aircraft [35] datasets, which are widely used benchmark for fine-grained image classification. We do not use any bounding box/part annotations in all our experiments. Statistics of all 3 datasets are shown in Table. 1, and we follow the same train/test splits as in the table.

Caltech-UCSD Birds. CUB-200-2011 is a bird classification task with 11,788 images from 200 wild bird species. The ratio of train data and test data is roughly 1 : 1. It is generally considered one of the most competitive datasets since each species has only 30 images for training.

Stanford Cars. Stanford Cars dataset contains 16,185 images over 196 classes, and each class has a roughly 50-50 split. The cars in the images are taken from many angles, and the classes are typically at the level of production year and model (e.g. 2012 Tesla Model S).

FGVC Aircraft. FGVC Aircraft dataset contains 10,000 images over 100 classes, and the train/test set split ratio is around 2 : 1. Most images in this dataset are airplanes. And the dataset is organized in a four-level hierarchy, from finer to coarser: Model, Variant, Family, Manufacturer.

Dataset	Class	Train	Test
CUB-200-2011	200	5,994	5,794
Stanford Cars	196	8,144	8,041
FGVC Aircraft	100	6,667	3,333

Table 1. Statistics of benchmark datasets

4.2. Implementation Details

In all our experiments, we preprocess images to size 448, and we fix $M=3$ which means 3 regions are used to train student network for each image (there is no restriction on hyperparameter). We use fully-convolutional network ResNet-50

as feature extractor and use Batch Normalization as regularizer. We use Momentum SGD with initial learning rate 0.01 and multiplied by 0.5 after 50 epochs, and we use weight decay $1e-4$

The NMS threshold is set to 0.25. Our model is robust to the selection of hyper-parameters.

4.3. Quantitative Results

Overall, our proposed system outperforms all previous methods expect for WS-DAN. Since we do not use any bounding box/part annotations, we do not compare with methods which depend on those annotations. Table. 2 shows the comparison between our results and previous best results in CUB-200-2011. Both Inception-V3 and ResNet-50 are strong baselines. However, we found that combining with activation based heatmap, ResNet-50 is a better choice. So in our framework, we choose ResNet-50 as backbone in both teacher and student net and achieve 89.1% accuracy.

Method	top-1 accuracy
VGG19	77.8%
ResNet-50	83.5%
Inception-V3	83.7%
Bilinear-CNN	84.1%
ST-CNN	84.1%
FCAN	84.3%
ResNet-50	84.5%
PDFR	84.5%
RA-CNN	85.3%
HIHCA	85.3%
Boost-CNN	85.6%
DT-RAM	86.0%
MA-CNN	86.5%
DFL-CNN	87.4%
NTS-net	87.5%
TASN	87.6%
MPN-COV	88.7%
WS-DAN	89.4%
Our student net	87.6%
Our student+teacher net	89.1%

Table 2. Experimental results in CUB-200-2011

4.4. Ablation Study

In order to analyze the influence of different components in our framework, we design different runs in CUB-200-2011 and report the results in Table. 3. The experiments are focusing on our separate contributions.

Method	top-1 accuracy
ResNet-50 baseline	83.5%
ResNet-50+SPPN	87.4%
ResNet-50+SPPN+LHM	87.6%
ResNet-50+SPPN+LHM+teacher	88.9%
Complete DAF-net(+distillation)	89.1%

Table 3. Study of influence factor in CUB-200-2011

5. REFERENCES

- [1] Sutskever I. Hinton G.E. Krizhevsky, A., “Imagenet classification with deep convolutional neural networks,” in *NIPS*, 2012, p. 10971105.
- [2] Ren S et al. He K, Zhang X, “Deep residual learning for image recognition,” in *CVPR*, 2016.
- [3] Shelhamer E. Darrell T. Long, J., “Fully convolutional networks for semantic segmentation,” in *CVPR*, 2015.
- [4] Wang D et al. Yang Z, Luo T, “Learning to navigate for fine-grained classification,” 2018.
- [5] Tian Q. Hong R. Yan S Xie, L., “Hierarchical part matching for fine-grained visual categorization,” in *ICCV*, 2013, p. 16411648.
- [6] Horn G.V. Belongie S. Perona P. Branson, S., “Bird species categorization using pose normalized deep convolutional nets,” in *BMVC*, 2014.
- [7] Donahue J. Girshick R. Darrell T. Zhang, N., “Part-based rcnn for fine-grained detection,” in *ECCV*, 2014.
- [8] Kanazawa A. Jacobs D. Belhumeur P. Liu, J., “Dog breed classification using part localization,” in *ECCV*, 2012, p. 172185.
- [9] Belhumeur P.N. Berg, T., “Poof: Part-based one-vs.-one features for fine-grained categorization, face verification, and attribute estimation,” in *CVPR*, 2013.
- [10] Fernando B. Snoek C.G.M. Smeulders A.W.M. Tuytelaars Gavves, E., “Fine-grained categorization by alignments,” in *ICCV*, 2014, p. 17131720.
- [11] Lempitsky V. Zisserman A. Chai, Y., “Symbiotic segmentation and part localization for fine-grained categorization,” in *ICCV*, 2013, p. 321328.
- [12] Xiong H. Zhou W. Lin W. Tian Q. Zhang, X., “Picking deep filter responses for fine-grained image recognition,” in *CVPR*, 2016.
- [13] Wu X. Feng J. Peng Q. Yan S. Zhao, B., “Diversified visual attention networks for fine-grained object classification,” 2017, p. 12451256.
- [14] Fu J. Mei T. Luo J. Zheng, H., “Learning multi-attention convolutional neural network for fine-grained image recognition,” in *ICCV*, 2017.
- [15] Shen Z. Shao J. Zhang W. Xue X. Zhang Z. Wang, D., “Multiple granularity descriptors for fine-grained categorization,” in *ICCV*, 2015, p. 23992406.
- [16] Simonyan K. Zisserman A. kavukcuoglu k. Jaderberg, M., “Spatial transformer networks,” in *NIPS*, 2015, p. 20172025.
- [17] RoyChowdhury A. Maji S. Lin, T.Y., “Bilinear cnn models for fine-grained visual recognition,” in *ICCV*, 2015.
- [18] Zheng H. Mei T. Fu, J., “Look closer to see better: Recurrent attention convolutional neural network for fine-grained image recognition,” in *CVPR*.
- [19] Wang J et al. Liu X, Xia T, “Fully convolutional attention localization networks: Efficient attention localization for fine-grained recognition,” 2016.
- [20] Mahasseni B. Todorovic S. Lam, M., “Fine-grained recognition as hsnet search for informative image parts,” in *CVPR*, 2017.
- [21] Lowe D G., “Distinctive image features from scale-invariant keypoints,” 2004, pp. 91–110.
- [22] Triggs B. Dalal N, “Histograms of oriented gradients for human detection,” in *CVPR*, 2005, pp. 886–893.
- [23] Donahue J. Darrell T. Girshick, R., “Rich feature hierarchies for accurate object detection and semantic segmentation,” in *CVPR*, 2014, p. 580587.
- [24] Eigen D. Zhang X. Mathieu M. Fergus R. Lecun Y. Sermanet, P., “Overfeat: Integrated recognition, localization and detection using convolutional networks,” in *Arxiv*, 2013.
- [25] Zhang X. Ren S. Sun J. He, K., “Spatial pyramid pooling in deep convolutional networks for visual recognition,” 2015, p. 190416.
- [26] Girshick R et al. Ren S, He K, “Faster r-cnn: Towards real-time object detection with region proposal networks,” in *IEEE*, 2015, pp. 1137–1149.
- [27] Ross Girshick Joseph Redmon, Santosh Divvala and Ali Farhadi., “You only look once: Unified, real-time object detection,” in *CVPR*, 2016.
- [28] Joseph Redmon and Ali Farhadi., “Yolo9000: Better, faster, stronger,” in *CVPR*, 2017.
- [29] Joseph Redmon and Ali Farhadi., “Yolov3: An incremental improvement.”, 2018.

- [30] Dumitru Erhan Christian Szegedy Scott Reed Cheng-Yang Fu Wei Liu, Dragomir Anguelov and Alexander C Berg., “Ssd: Single shot multibox detector,” in *ECCV*, 2016.
- [31] Girshick R et al. Lin T Y, Goyal P, “Focal loss for dense object detection,” in *IEEE*, 2017, pp. 2999–3007.
- [32] Dollar P. Girshick R. He K. Hariharan B. Belongie-S. Lin, T.Y., “Feature pyramid networks for object detection,” in *CVPR*, 2017.
- [33] Collobert R. Epfl D. L. Pinheiro, P. O., “From image-level to pixel-level labeling with convolutional networks,” in *CVPR*. IEEE, 2015.
- [34] Liang X. Chen Y. Jie Z. Xiao Y. Zhao-Y. Yan S. Wei, Y., “Learning to segment with image-level annotations,” in *Pattern Recognition*, 2016.
- [35] B K. Y. Shimoda, W., “Distinct class-specific saliency maps for weakly supervised semantic segmentation,” in *ECCV*, 2016.
- [36] Jianlong Fu, “Look closer to see better: Recurrent attention convolutional neural network for fine-grained image recognition,” in *CVPR*, 2017.
- [37] Chen L.-C. Murphy K. Yuille A. L. Papandreou, G., “Weakly- and semi-supervised learning of a dcnn for semantic image segmentation.,” in *ICCV*, 2015.
- [38] Akbarian M. S. A. Salzmann M. Petersson L. Gould-S. Alvarez J. M. Saleh, F., “Built-in foreground/background prior for weakly-supervised semantic segmentation.,” in *ECCV*, 2016.
- [39] He K. Sun J. Dai, J., “Boxsup: Exploiting bounding boxes to supervise convolutional networks for semantic segmentation.,” in *ICCV*, 2015.
- [40] Chen L.-C. Murphy K. Yuille A. L. Papandreou, G., “Weakly- and semi-supervised learning of a dcnn for semantic image segmentation.,” in *ICCV*, 2015.
- [41] Benenson R.-Hosang J. Hein M. Schiele B. Khoreva, A., “Simple does it: Weakly supervised instance and semantic segmentation.,” in *CVPR*, 2017.
- [42] Junting Pan, “Salgan: Visual saliency prediction with generative adversarial networks,” in *Arxiv*, 2015.
- [43] Wu J et al. Wei X S, Luo J H, “Selective convolutional descriptor aggregation for fine-grained image retrieval,” in *IEEE Transactions on Image Processing*. IEEE, 2017.
- [44] Subhransu Maji. Tsung-Yu Lin, Aruni RoyChowdhury, “Bilinear cnn models for fine-grained visual recognition.,” *ICCV*, 2015.
- [45] Shu Kong and Charless Fowlkes, “Low-rank bilinear pooling for fine-grained classification,” *CVPR*, 2017.
- [46] Ning Zhang Trevor Darrell. Yang Gao, Oscar Beijbom, “Compact bilinear pooling,” *CVPR*, 2016.
- [47] Tsung-YuLin and Subhransu Maji., “Improved bilinear pooling with cnns,” *arXiv*, 2017.
- [48] QilongWang PeihuaLi. ZilinGao, JiangtaoXie, “Global second-order pooling convolutional networks,” *CVPR*, 2019.
- [49] Zheng-Jun Zha Heliang Zheng, Jianlong Fu and Jiebo Luo, “Learning deep bilinear transformation for fine-grained image representation,” *NeurIPS*, 2019.
- [50] Osindero S. Hinton, G. E. and Y.-W Teh, “. a fast learning algorithm for deep belief net,” in *Neural Computation*, 2006, vol. 18(7), pp. 1527–1554.
- [51] T. Tieleman and G Hinton, “Divide the gradient by a running average of its recent magnitude.,” in *Neural Networks for Machine Learning*, 2012.
- [52] Wohlhart P. Roth-P.M. Koestinger, M. and H Bischof, “Annotated facial landmarks in the wild: A large-scale, real-world database for facial landmark localization,” in *First IEEE International Workshop on Benchmarking Facial Image Analysis Technologies*. IEEE, 2011.
- [53] Caruana R. Bucila, C. and A. Niculescu-Mizil, “Model compression,” in *KDD*, 2006, pp. 535–541.
- [54] Goyal Priya-Girshick Ross et Lin, Tsung-Yi, “Focal loss for dense object detection,” in *TPAMI*, 2018.
- [55] Wu J et al. Wei X S, Luo J H, “Selective convolutional descriptor aggregation for fine-grained image retrieval,” in *IEEE Transactions on Image Processing*, 2017.
- [56] C. Gulcehre and Y Bengio, “Knowledge matters: Importance of prior information for optimization.,” in *ICLR*, 2013.
- [57] Erhan D. Courville A. Bergstra J. Larochelle, H. and Y Bengio, “An empirical evaluation of deep architectures on problems with many factors of variation,” in *ICML*. IEEE, 2007, pp. 473–480.
- [58] Wang Z et al. Wang L, Xiong Y, “Temporal segment networks: Towards good practices for deep action recognition,” *ECCV*, 2016.