

# Statistical Inference for High-Dimensional Matrix-Variate Factor Model

Elynn Y. Chen <sup>\*1</sup>, Jianqing Fan <sup>+2</sup>, and Ellen Li <sup>‡3</sup>

<sup>1</sup>EECS, University of California, Berkeley

<sup>2,3</sup>ORFE, Princeton University

June 4, 2022

## Abstract

This paper considers the estimation and inference of factor loadings, latent factors and the low-rank components in high-dimensional matrix-variate factor model, where each dimension of the matrix-variates ( $p \times q$ ) is comparable to or greater than the number of observations ( $T$ ). We preserve matrix structure in the estimation and develop an inferential theory, establishing consistency, the rate of convergence, and the limiting distributions. We show that the estimated loading matrices are asymptotically normal. These results are obtained under general conditions that allow for correlations across time, rows or columns of the noise. Stronger results are obtained when the noise is temporally, row- and/or column-wise uncorrelated. Simulation results demonstrate the adequacy of the asymptotic results in approximating the finite sample properties. Our proposed method compares favorably with the existing methods. We illustrate the proposed model and estimation procedure with a real numeric data set and a real image data set. In both applications, the proposed estimation procedure outperforms previous methods in the power of variance explanation under the out-of-sample 10-fold cross-validation setting.

*Key words:* Matrix-variate; Latent low rank; Factor models; Asymptotic normality; High-dimension.

## 1 Introduction

Large scale matrix-variate data have been widely observed nowadays in diverse fields, such as neuroscience, health care, economics, and social networking. For example, the monthly import-export volumes among countries naturally form a dynamic sequence of matrix-variates, each of

---

<sup>\*</sup>Supported in part by NSF Grants DMS-1803241.

<sup>†</sup>Supported in part by NSF Grants DMS-1662139 and DMS-1712591 and NIH grant 5R01-GM072611-14.

<sup>‡</sup>Work as an undergraduate intern, supported by NIH grant 5R01-GM072611-14.

which representing a weighted directional transportation network. Another example is dynamic panels, such as typical electronic health records (EHRs). In the data-rich intensive care unit (ICU) environment, vitals and other medical tests are measured for different patients at sequential time points. At each time point, the observation is a matrix whose rows represent different patients and whose columns represent demographic information, vitals, lab values, etc. Thirdly, 2-D image data can also be modeled as matrix-variate data to preserve the spatial information, where each entry of an image matrix corresponds to the intensity of colors of each pixel. Development of statistical methods for analyzing large scale matrix-variate data is still in its infancy, and as a result, scientists frequently analyze matrix-variate observations by separately modeling each dimension or “flattening” them into vectors. This destroys the intrinsic multi-dimensional structure and misses important patterns in such large scale data with complex structures, and thus leads to sub-optimal results.

The very first questions to ask when facing large scale data with complex structures are: “Is there a simpler structure behind the massive data set?” and “How can we infer the simpler structure from the noisy observations?” Simpler structures provide better understanding of the problem, reveal more insights into the data and simplify down-stream analysis. This paper addresses those questions and provides statistically sound solutions from the perspective of latent factor models. The proposed method deals with matrix-variate observations directly and works for both independent and weakly-dependent observations. To the best of our knowledge, we are the first to provide the asymptotic distributions of the estimators for the proposed model.

We specifically consider the following matrix-variate factor model for observations  $\mathbf{Y}_t \in \mathbb{R}^{p \times q}$ ,  $1 \leq t \leq T$ :

$$\mathbf{Y}_t = \mathbf{R}\mathbf{F}_t\mathbf{C}^\top + \mathbf{E}_t, \quad (1.1)$$

where  $\mathbf{Y}_t$  is driven by a latent factor matrix  $\mathbf{F}_t \in \mathbb{R}^{k \times r}$  of smaller dimensions (i.e.  $k \ll p$  and  $r \ll q$ ), plus a noise matrix  $\mathbf{E}_t$ . Matrices  $\mathbf{R}$  and  $\mathbf{C}$  are a  $p \times k$  and  $q \times r$  row and column loading matrices, respectively. The noise term  $\mathbf{E}_t$  is assumed to be uncorrelated with  $\mathbf{F}_t$ , but is allowed to be weakly correlated cross rows, columns and observations.

Model (1.1) can be seen as a generalization of the vector factor model (Fan et al., 2018; Chang et al., 2015; Fan et al., 2013; Lam and Yao, 2012; Lam et al., 2011; Bai, 2003; Bai and Ng, 2002)

to matrix-variate data. Solving Model (1.1) directly achieves a better convergence rate in a high-dimensional regime than that which results from applying the vector factor model to vectorized observations. In particular, consider the following vectorized version of Model (1.1):

$$\text{vec}(\mathbf{Y}_t) = (\mathbf{C} \otimes \mathbf{R}) \cdot \text{vec}(\mathbf{F}_t) + \text{vec}(\mathbf{E}_t), \quad (1.2)$$

where  $\text{vec}(\mathbf{Y}_t) \in \mathbb{R}^{pq}$  and  $\text{vec}(\mathbf{F}_t) \in \mathbb{R}^{kr}$ . The convergence rate for  $\widehat{\mathbf{C} \otimes \mathbf{R}}$  obtained by PCA (Bai, 2003; Bai and Ng, 2002) is  $\min\{pq, T\}^{-1/2}$ . Under similar assumptions, solving Model (1.1) directly gives a convergence rate of  $\min\{p, Tq\}^{-1/2}$  for  $\widehat{\mathbf{R}}$  and  $\min\{q, Tp\}^{-1/2}$  for  $\widehat{\mathbf{C}}$ . In a high-dimensional regime where  $p, q > T$ , our method gives better results. Furthermore, we obtain  $\widehat{\mathbf{R}}$  and  $\widehat{\mathbf{C}}$  with one step by directly solving Model (1.1), while one needs to carry out a second step to estimate  $\widehat{\mathbf{R}}$  and  $\widehat{\mathbf{C}}$  from  $\widehat{\mathbf{C} \otimes \mathbf{R}}$ , which may incur further errors.

Wang et al. (2019) and Chen et al. (2019) consider a similar model in the bilinear form (1.1), yet under a very different setting where  $\mathbf{E}_t$  is assumed to be white noise. Chen et al. (2019) extends previous results to time series of tensor observations, again assuming noise tensors are not temporally correlated. This line of research discards contemporaneous covariance and utilizes only the auto-covariance between  $\mathbf{Y}_t$  and  $\mathbf{Y}_{t-h}$  with  $h \geq 1$ . The white noise assumption for  $\mathbf{E}_t$  simplifies the problem by removing the error covariance  $\mathbb{E}[\mathbf{E}_t \mathbf{E}_{t-h}^\top]$  from  $\mathbb{E}[\mathbf{Y}_t \mathbf{Y}_{t-h}^\top]$ , but the resulting data can have little information for the quantity that we would like to learn. Indeed, the most informative component  $\mathbb{E}[\mathbf{Y}_t \mathbf{Y}_t^\top]$  is excluded. The convergence rates obtained by Wang et al. (2019) for the estimators of  $\mathbf{R}$  and  $\mathbf{C}$  are both  $T^{-1/2}$  with strong factors. Although they use auto-covariance matrices, their results are comparable to the noiseless version of our model (1.1). Under the noiseless setting when term  $\mathbf{E}_t$  in equation (1.1) is ignored, our results give faster convergence rates of  $(qT)^{-1/2}$  for  $\mathbf{R}$  and  $(pT)^{-1/2}$  for  $\mathbf{C}$  with strong factors, same as those obtained in Chen et al. (2019) for order-2 tensor observations. While their methods may work well for time series data with strong auto-covariance, they are not applicable to independent or weakly auto-correlated observations. In contrast, our method makes use of the contemporaneous covariance, and thus can be applied to both independent and dependent observations. Furthermore, our assumption is more general in that  $\mathbf{E}_t$  is allowed to be weakly correlated across rows, columns and observations.

In the community of image signal processing, Model (1.1) and estimation methods such as

(2D)<sup>2</sup>-PCA have been actively studied (Yang et al., 2004; Zhang and Zhou, 2005; Kong et al., 2005; Pang et al., 2008; Kwak, 2008; Li et al., 2010; Meng et al., 2012; Wang et al., 2015). Their studies mainly focus on the algorithmic properties and give no statistical result on the estimators. The method proposed in this paper encompasses their estimation as a special case of  $\alpha = -1$  where  $\alpha \in [-1, +\infty)$  is a hyper-parameter in our estimation (2.2) and (2.3). We show empirically in both synthetic and real data sets that  $\alpha = -1$  is not optimal. Also, we are the first to apply Model (1.1) to non-image data and provide convergence and asymptotic normality results of the estimators under very general settings.

Tensor decomposition (Kolda and Bader, 2009; Kolda, 2006) has also been applied to matrix-variate observations. Particularly,  $\{\mathbf{Y}_t\}_{1 \leq t \leq T}$  form an order-3 tensor of dimension  $p \times q \times T$  by stacking  $\mathbf{Y}_t$  along the third mode  $1 \leq t \leq T$ . Statistical convergence rates in Frobenius norm have been studied in (Zhang and Xia, 2018) under the assumption of homogeneous entries in tensor. We allow correlations across rows, columns and observations in  $\mathbf{E}_t$  and also derived the asymptotic normalities for  $\widehat{\mathbf{R}}$  and  $\widehat{\mathbf{C}}$ . Additionally, by focusing on the simplest multi-dimensional objects and connecting them with the matrix-variate normal distribution, our analysis provides statistical insights that are potentially helpful in understanding the behavior of higher-order multi-dimensional observations. Generalizing our method to higher-order tensor decomposition is an interesting direction for future research.

## 1.1 Notation and organization

We use lowercase letter  $x$ , boldface letter  $\mathbf{x}$ , and boldface capital letter  $\mathbf{X}$  to denote scalar, vector and matrix, respectively. We write by  $a \asymp b$  when  $a = O(b)$  and  $b = O(a)$ . We let  $[n] \triangleq \{1, \dots, n\}$  denote the set of integers from 1 to  $n$ .

For a matrix  $\mathbf{X}$ , we use the following matrix norms: maximum norm  $\|\mathbf{X}\|_{\max} \triangleq \max_{ij} |x_{ij}|$ ,  $\ell_1$ -norm  $\|\mathbf{X}\|_1 \triangleq \max_j \sum_i |x_{ij}|$ ,  $\ell_\infty$ -norm  $\|\mathbf{X}\|_\infty \triangleq \max_i \sum_j |x_{ij}|$ , and  $\ell_2$ -norm  $\|\mathbf{X}\|_2 \triangleq \sigma_1$ , where  $\sigma_1$  is the largest singular value  $\{\sigma_i\}$  of  $\mathbf{X}$  with  $\sigma_i$  being the  $i$ -th largest square root of eigenvalues of  $\mathbf{X}^\top \mathbf{X}$ . When  $\mathbf{X}$  is a square matrix, we denote by  $\text{Tr}(\mathbf{X})$ ,  $\lambda_{\max}(\mathbf{X})$ , and  $\lambda_{\min}(\mathbf{X})$  the trace, maximum and minimum singular value of  $\mathbf{X}$ , respectively. Let  $\mathcal{O}_{p \times k}$  be the set of  $p \times k$  matrices consisting of orthonormal column vectors, that is,  $\mathcal{O}_{p \times k} \triangleq \{\mathbf{X} \in \mathbb{R}^{p \times k} \mid \frac{1}{p} \mathbf{X}^\top \mathbf{X} = \mathbf{I}\}$ .

The rest of this paper is organized as follows. In Section 2, we introduce estimation method for

Model (1.1). We develop the asymptotic normality for the estimated loading matrices in Section 3 and provide consistent estimators of the asymptotic variance-covariance matrices in Section 4. In Section 5, we study the finite sample performance of our estimation via simulation. Section 6 provides an empirical study. Section 7 concludes. All proofs and technique lemmas are relegated to the supplementary appendix (See Appendix A).

## 2 Estimation

### 2.1 Model identification

We only observe  $\mathbf{Y}_t$  and everything on the right hand side of model (1.1) are unknown. Separation of the signal part  $\mathbf{S}_t = \mathbf{R}\mathbf{F}_t\mathbf{C}^\top$  and  $\mathbf{E}_t$  can be achieved by the pervasiveness assumption (i.e. Assumption C) on loading matrices  $\mathbf{R}$  and  $\mathbf{C}$  and the bounded eigenvalues assumption (i.e. Assumption D) of noise row and column covariances in Section 3. The latent factor matrix  $\mathbf{F}_t$  and loading matrices  $\mathbf{R}$  and  $\mathbf{C}$  are not separately identifiable. However, they can be estimated up to an invertible matrix transformation. Particularly, let  $\mathbf{H}_R \in \mathbb{R}^{k \times k}$  and  $\mathbf{H}_C \in \mathbb{R}^{r \times r}$  be two non-singular matrices. The triplets  $(\mathbf{R}, \mathbf{F}_t, \mathbf{C})$  and  $(\mathbf{R}\mathbf{H}_R^{-1}, \mathbf{H}_R\mathbf{F}_t\mathbf{H}_C^\top, \mathbf{C}\mathbf{H}_C^{-1})$  are equivalent under model (1.1).

Thus instead of the ground truth  $\mathbf{R}^*$ ,  $\mathbf{F}_t^*$  and  $\mathbf{C}^*$ , we aim at estimating transformations of the true values. Without loss of generality, restrict our estimator  $\widehat{\mathbf{R}}$  and  $\widehat{\mathbf{C}}$  such that

$$\frac{1}{p}\widehat{\mathbf{R}}^\top\widehat{\mathbf{R}} = \mathbf{I}, \quad \text{and} \quad \frac{1}{q}\widehat{\mathbf{C}}^\top\widehat{\mathbf{C}} = \mathbf{I}. \quad (2.1)$$

As shown in the Theorem 2, for our estimator  $\widehat{\mathbf{R}}$  ( $\widehat{\mathbf{C}}$ ), there exists an *invertible*  $\mathbf{H}_R$  ( $\mathbf{H}_C$ ) such that  $\widehat{\mathbf{R}}$  ( $\widehat{\mathbf{C}}$ ) is a close estimator of  $\mathbf{R}^*\mathbf{H}_R$  ( $\mathbf{C}^*\mathbf{H}_C$ ) and  $\widehat{\mathbf{F}}_t$  is an estimator of  $\mathbf{H}_R^{-1}\mathbf{F}_t^*\mathbf{H}_C^{-1\top}$ . Knowing  $\mathbf{R}^*\mathbf{H}_R$ ,  $\mathbf{C}^*\mathbf{H}_C$ , and  $\mathbf{H}_R^{-1}\mathbf{F}_t^*\mathbf{H}_C^{-1\top}$  is as good as knowing true  $\mathbf{R}^*$ ,  $\mathbf{C}^*$  and  $\mathbf{F}_t^*$  for many purposes. For example, in regression analysis or time series prediction, using  $\mathbf{H}_R^{-1}\mathbf{F}_t^*\mathbf{H}_C^{-1\top}$  as the regressor will give the same predicted value as using  $\mathbf{F}_t^*$  as the regressor. Note that the *true*  $\mathbf{R}^*$  and  $\mathbf{C}^*$  do not necessarily satisfy (2.1). If they do, then  $\mathbf{H}_R$  and  $\mathbf{H}_C$  approach orthogonal matrices in the limit.

## 2.2 Estimation based on spectral aggregation

Note that  $\mathbb{E}[\mathbf{Y}_t] = \mathbf{R}\mathbb{E}[\mathbf{F}_t]\mathbf{C}^\top$ , which contains also the information of unknown parameters. Similarly, the second moment

$$\mathbb{E}[(\mathbf{Y}_t - \mathbb{E}[\mathbf{Y}_t])(\mathbf{Y}_t - \mathbb{E}[\mathbf{Y}_t])^\top] = \mathbf{R}\mathbb{E}[\mathbf{F}_t\mathbf{C}^\top\mathbf{C}\mathbf{F}_t^\top]\mathbf{R}^\top + \mathbb{E}[\mathbf{E}_t\mathbf{E}_t^\top],$$

also contains information about the unknown parameters. In particular, after ignoring the second term (as justified by the pervasive assumption below) and noticing the matrix  $\mathbb{E}[\mathbf{F}_t\mathbf{C}^\top\mathbf{C}\mathbf{F}_t^\top]$  is of order  $k \times k$ , it is easy to see  $\mathbf{R}$  is the same as the top  $k$  eigenvectors of the second moment, up to an affine transformation. This justifies our spectral method below.

Our estimation method is to aggregate the information in both first and second moment and extract it via a spectral method. Specifically, we define the following statistics

$$\widehat{\mathbf{M}}_R \triangleq \frac{1}{pq} \left( (1 + \alpha) \cdot \overline{\mathbf{Y}}\overline{\mathbf{Y}}^\top + \frac{1}{T} \sum_{t=1}^T (\mathbf{Y}_t - \overline{\mathbf{Y}})(\mathbf{Y}_t - \overline{\mathbf{Y}})^\top \right), \quad (2.2)$$

$$\widehat{\mathbf{M}}_C \triangleq \frac{1}{pq} \left( (1 + \alpha) \cdot \overline{\mathbf{Y}}^\top\overline{\mathbf{Y}} + \frac{1}{T} \sum_{t=1}^T (\mathbf{Y}_t - \overline{\mathbf{Y}})^\top (\mathbf{Y}_t - \overline{\mathbf{Y}}) \right), \quad (2.3)$$

where  $\overline{\mathbf{Y}} = \frac{1}{T} \sum_{t=1}^T \mathbf{Y}_t$  is the sample mean;  $\frac{1}{T} \sum_{t=1}^T (\mathbf{Y}_t - \overline{\mathbf{Y}})(\mathbf{Y}_t - \overline{\mathbf{Y}})^\top$  and  $\frac{1}{T} \sum_{t=1}^T (\mathbf{Y}_t - \overline{\mathbf{Y}})^\top (\mathbf{Y}_t - \overline{\mathbf{Y}})$  are the sample *row* and *column covariance matrix*, respectively. The first moment information is weighted by  $(1 + \alpha)$  where  $\alpha$  is a hyperparameter. Let  $\tilde{\alpha} = \sqrt{\alpha + 1} - 1$  and

$$\tilde{\mathbf{Y}}_t \triangleq \mathbf{Y}_t + \tilde{\alpha}\overline{\mathbf{Y}}, \quad \tilde{\mathbf{F}}_t \triangleq \mathbf{F}_t + \tilde{\alpha}\overline{\mathbf{F}}_t, \quad \text{and} \quad \tilde{\mathbf{E}}_t \triangleq \mathbf{E}_t + \tilde{\alpha}\overline{\mathbf{E}}_t.$$

Then we have

$$\tilde{\mathbf{Y}}_t = \mathbf{R}\tilde{\mathbf{F}}_t\mathbf{C}^\top + \tilde{\mathbf{E}}_t. \quad (2.4)$$

Equations (2.2) and (2.3) can be equivalently written as

$$\widehat{\mathbf{M}}_R = \frac{1}{pqT} \sum_{t=1}^T \tilde{\mathbf{Y}}_t \tilde{\mathbf{Y}}_t^\top, \quad \text{and} \quad \widehat{\mathbf{M}}_C = \frac{1}{pqT} \sum_{t=1}^T \tilde{\mathbf{Y}}_t^\top \tilde{\mathbf{Y}}_t,$$

which can be viewed as the statistics defined on the transformed data  $\tilde{\mathbf{Y}}_t$ . The special case for  $\alpha = -1$  corresponds to the sample row and column covariance matrices of the original data.

The estimators  $\widehat{\mathbf{R}}$  and  $\widehat{\mathbf{C}}$  are respectively  $\sqrt{p}$  times the top  $k$  eigenvectors of  $\widehat{\mathbf{M}}_R$  and  $\sqrt{q}$  times

the top  $r$  eigenvectors of  $\widehat{\mathbf{M}}_C$ , in descending order by corresponding eigenvalues.

### 2.3 Relations to LS, ML and PCA estimators

Our estimation approximates the least squares and maximum likelihood estimators and encompasses PCA type of estimators as a special case with  $\alpha = -1$ . We will show empirically that  $\alpha = -1$  is not optimal. However, the theoretical analysis of the optimality of  $\alpha$  is not considered in this paper. Readers interested are referred to [Lettau and Pelger \(2018\)](#) for a related idea for vector-variate data and [Fan and Zhong \(2018\)](#) for a general spectral aggregation in the vector case.

The proposed estimator in Section 2.2 approximately minimizes jointly the unexplained variation and bias:

$$\begin{aligned} \underset{\mathbf{R}, \mathbf{C}, \{\mathbf{F}_t\}_{t=1}^T}{\text{minimize}} \quad & \underbrace{(1 + \alpha) \frac{1}{pq} \|\bar{\mathbf{Y}} - \mathbf{R}\bar{\mathbf{F}}\mathbf{C}^\top\|_F^2}_{\text{sample bias}} + \underbrace{\frac{1}{pqT} \sum_{t=1}^T \|\mathbf{Y}_t - \mathbf{R}\mathbf{F}_t\mathbf{C}^\top\|_F^2}_{\text{sample variance}} \\ \text{subject to} \quad & \frac{1}{p} \mathbf{R}^\top \mathbf{R} = \mathbf{I}, \quad \frac{1}{q} \mathbf{C}^\top \mathbf{C} = \mathbf{I}. \end{aligned} \tag{2.5}$$

The special case  $\alpha = -1$  corresponds to the *least squares estimator*. However, (2.5) is non-convex, computationally NP-hard. Thus, instead of solving (2.5) directly, we may consider approximate solutions by maximizing row and column variances respectively after projection.

Firstly,  $\{\mathbf{Y}_t\}_{t \in [T]}$  are projected onto  $\mathbf{R}$  and maximize the row variances of  $\mathbf{R}^\top \mathbf{Y}_t$  under the constraint that  $\frac{1}{p} \mathbf{R}^\top \mathbf{R} = \mathbf{I}$ . On the population level, that is,

$$\begin{aligned} \underset{\mathbf{R}}{\text{maximize}} \quad & \text{Tr} \left( \mathbb{E} \left[ (1 + \alpha) (\mathbf{R}^\top \bar{\mathbf{Y}}) (\mathbf{R}^\top \bar{\mathbf{Y}})^\top + (\mathbf{R}^\top \mathbf{Y}_t - \mathbb{E}[\mathbf{R}^\top \mathbf{Y}_t]) (\mathbf{R}^\top \mathbf{Y}_t - \mathbb{E}[\mathbf{R}^\top \mathbf{Y}_t])^\top \right] \right) \\ & = \text{Tr} (pq \cdot \mathbf{R}^\top \mathbf{M}_R \mathbf{R}), \\ \text{subject to} \quad & \frac{1}{p} \mathbf{R}^\top \mathbf{R} = \mathbf{I}, \end{aligned}$$

where

$$\mathbf{M}_R \triangleq (1 + \alpha) \mathbf{M}_R^{(1)} + \mathbf{M}_R^{(2)}, \quad \mathbf{M}_R^{(1)} \triangleq \frac{1}{pq} \mathbb{E} [\bar{\mathbf{Y}} \bar{\mathbf{Y}}^\top], \quad \text{and} \quad \mathbf{M}_R^{(2)} \triangleq \frac{1}{pq} \mathbb{E} [(\mathbf{Y}_t - \mathbb{E}[\bar{\mathbf{Y}}]) (\mathbf{Y}_t - \mathbb{E}[\bar{\mathbf{Y}}])^\top].$$

Similar expressions can be obtained by using the projections onto  $\mathbf{C}$  and maximize the column variances of  $\mathbf{Y}_t \mathbf{C}$ . Note that a factor of  $\frac{1}{pq}$  does not change the column space of  $\mathbf{M}_R$  or  $\mathbf{M}_C$ , but will facilitate theoretical analysis and stabilize numerical computation as  $p$  and  $q$  increase.

With  $T$  observations  $\{\mathbf{Y}_t\}_{t \in [T]}$ , we replace the population mean  $\mathbb{E}[\mathbf{Y}_t]$  with the sample mean  $\bar{\mathbf{Y}} = \frac{1}{T} \sum_{t=1}^T \mathbf{Y}_t$  and obtain the maximizer  $\widehat{\mathbf{R}}$  and  $\widehat{\mathbf{C}}$  comprised of  $\sqrt{p}$  ( $\sqrt{q}$ ) times top  $k$  ( $r$ ) eigenvectors of  $\widehat{\mathbf{M}}_R$  ( $\widehat{\mathbf{M}}_C$ ) in descending order by corresponding eigenvalues. Thus the estimator defined in Section 2.2 approximately solves (2.5).

## 2.4 Estimation of the factor and signal matrices

After estimating  $\widehat{\mathbf{R}}$  and  $\widehat{\mathbf{C}}$  by spectral aggregation described in Section 2.2, we obtain an estimator of  $\mathbf{F}_t$  using condition (2.1):

$$\widehat{\mathbf{F}}_t = \frac{1}{pq} \widehat{\mathbf{R}}^\top \mathbf{Y}_t \widehat{\mathbf{C}}. \quad (2.6)$$

The signal part  $\mathbf{S}_t = \mathbf{R}\mathbf{F}_t\mathbf{C}^\top$  can be estimated by

$$\widehat{\mathbf{S}}_t = \frac{1}{pq} \widehat{\mathbf{R}}\widehat{\mathbf{R}}^\top \mathbf{Y}_t \widehat{\mathbf{C}}\widehat{\mathbf{C}}^\top. \quad (2.7)$$

The above estimation procedure assumes that the latent dimensions  $k \times r$  are known. However, in practice we need to estimate  $k$  and  $r$  as well. To determine  $k$  and  $r$  we could use: (a) the eigenvalue ratio-based estimator, similar to those defined in Lam and Yao (2012); Wang et al. (2019); (b) the Scree plot which is standard in principal component analysis. Let  $\widehat{\lambda}_1 \geq \widehat{\lambda}_2 \geq \dots \geq \widehat{\lambda}_k \geq 0$  be the ordered eigenvalues of  $\widehat{\mathbf{M}}_R$ . The ratio-based estimator for  $k$  is defined as

$$\widehat{k} = \arg \max_{1 \leq j \leq k_{\max}} \frac{\widehat{\lambda}_j}{\widehat{\lambda}_{j+1}}, \quad (2.8)$$

where  $k_{\max}$  is a given upper bound. In practice we may take  $k_{\max} = \lceil p/2 \rceil$  or  $k_{\max} = \lceil p/3 \rceil$ . Ratio estimator  $\widehat{r}$  is defined similarly with respect to  $\widehat{\mathbf{M}}_C$ .

In the next section, we establish theoretical results showing that under high dimensional settings,  $\widehat{k}$  and  $\widehat{r}$ ,  $\widehat{\mathbf{R}}$ ,  $\widehat{\mathbf{C}}$  and  $\widehat{\mathbf{F}}_t$  are consistent estimators. In addition, we obtain the asymptotic distributions for  $\widehat{\mathbf{R}}$  and  $\widehat{\mathbf{C}}$ .

## 3 Theoretical Properties

We first state all the necessary assumptions used in the following sections. To simplify notation, we drop the  $\star$  superscript and let  $\mathbf{F}_t \in \mathbb{R}^{k \times r}$  be the true latent factor matrix,  $\mathbf{R}$  and  $\mathbf{C}$  be the true row and column loading matrices, respectively. Let  $\bar{\mathbf{F}} = \frac{1}{T} \sum_{t=1}^T \mathbf{F}_t$  and  $\bar{\mathbf{E}} = \frac{1}{T} \sum_{t=1}^T \mathbf{E}_t$  be the sample means of the factors and the noise, respectively. Each entry in the matrices are respectively



denoted as  $\bar{f}_{ij}$  and  $\bar{e}_{ij}$ . The matrix  $\mathbf{Q} \triangleq \mathbf{I}_T - \frac{1}{T} \mathbf{1}\mathbf{1}_T$  removes the mean of  $T$  vector observations.

**Assumption A. Alpha-mixing.** The vectorized factor  $\text{vec}(\mathbf{F}_t)$  and noise  $\text{vec}(\mathbf{E}_t)$  are  $\alpha$ -mixing. Specifically, a vector process  $\{\mathbf{x}, t = 0, \pm 1, \pm 2, \dots\}$  is  $\alpha$ -mixing if, for some  $\gamma > 2$ , the mixing coefficients satisfy the condition that

$$\sum_{h=1}^{\infty} \alpha(h)^{1-2/\gamma} < \infty,$$

where  $\alpha(h) = \sup_{\tau} \sup_{A \in \mathcal{F}_{-\infty}^{\tau}, B \in \mathcal{F}_{\tau+h}^{\infty}} |P(A \cap B) - P(A)P(B)|$  and  $\mathcal{F}_{\tau}^s$  is the  $\sigma$ -field generated by  $\{\mathbf{x} : \tau \leq t \leq s\}$ .

**Assumption B. Factor matrix.** For the factor matrix, we have  $\mathbb{E}[\|\mathbf{F}_t\|^4] \leq c < \infty$ ,  $\frac{1}{T} \sum_{t=1}^T \mathbf{F}_t \xrightarrow{\mathcal{P}} \boldsymbol{\mu}_F$ ,

$$\frac{1}{rT} \sum_{t=1}^T (\mathbf{F}_t - \bar{\mathbf{F}})(\mathbf{F}_t - \bar{\mathbf{F}})^{\top} \xrightarrow{\mathcal{P}} \mathbf{U}_F \quad \text{and} \quad \frac{1}{kT} \sum_{t=1}^T (\mathbf{F}_t - \bar{\mathbf{F}})^{\top} (\mathbf{F}_t - \bar{\mathbf{F}}) \xrightarrow{\mathcal{P}} \mathbf{V}_F$$

for some positive definite matrices  $\mathbf{U}_F$  of dimension  $k \times k$  and  $\mathbf{V}_F$  of dimension  $r \times r$ .

Let  $\tilde{\alpha} = \sqrt{\alpha + 1} - 1$  and  $\tilde{\mathbf{F}} \triangleq \mathbf{F}_t + \tilde{\alpha} \bar{\mathbf{F}}$ . Using the fact that  $2\tilde{\alpha} + \tilde{\alpha}^2 = \alpha$ , we have from Assumption

**B** that

$$\frac{1}{rT} \sum_{t=1}^T \tilde{\mathbf{F}}_t \tilde{\mathbf{F}}_t^{\top} \xrightarrow{\mathcal{P}} \mathbf{U}_F + (1 + \alpha) \boldsymbol{\mu}_F \boldsymbol{\mu}_F^{\top}, \quad \text{and} \quad \frac{1}{kT} \sum_{t=1}^T \tilde{\mathbf{F}}_t^{\top} \tilde{\mathbf{F}}_t \xrightarrow{\mathcal{P}} \mathbf{V}_F + (1 + \alpha) \boldsymbol{\mu}_F \boldsymbol{\mu}_F^{\top}.$$

**Assumption C. Loading matrix.** For each row of  $\mathbf{R}$ ,  $\|\mathbf{R}_{i\cdot}\| \leq c < \infty$ , and  $\|p^{-1} \mathbf{R}^{\top} \mathbf{R} - \boldsymbol{\Omega}_R\| \rightarrow 0$  for some  $k \times k$  positive definite matrix  $\boldsymbol{\Omega}_R$ . For each row of  $\mathbf{C}$ ,  $\|\mathbf{C}_{i\cdot}\| \leq c < \infty$ , and  $\|q^{-1} \mathbf{C}^{\top} \mathbf{C} - \boldsymbol{\Omega}_C\| \rightarrow 0$  for some  $r \times r$  positive definite matrix  $\boldsymbol{\Omega}_C$ .

Assumption **C** is an extension of the *pervasive assumption* (Stock and Watson, 2002) to the matrix variate data. It ensures that each row and column of the factor matrix  $\mathbf{F}_t$  has a nontrivial contribution to the variance of rows and columns of  $\mathbf{Y}_t$ . Thus our analysis is in the regime of “strong factors” where the systematic factors are so strong that they lead to exploding eigenvalues relative to the idiosyncratic eigenvalues.

**Assumption D. Cross row (column) correlation of noise  $\mathbf{E}_t$ .** There exists a positive number  $c < \infty$ , such that for all  $i \in [p]$ ,  $j \in [q]$  and  $t \in [T]$ ,

1.  $\mathbb{E}[e_{t,ij}] = 0$  and  $\mathbb{E}|e_{t,ij}|^8 \leq c$ .
2. Let  $\mathbf{U}_E = \mathbb{E}\left[\frac{1}{qT} \sum_{t=1}^T \mathbf{E}_t \mathbf{E}_t^{\top}\right]$  and  $\mathbf{V}_E = \mathbb{E}\left[\frac{1}{pT} \sum_{t=1}^T \mathbf{E}_t^{\top} \mathbf{E}_t\right]$ , we assume

$$\|\mathbf{U}_E\|_1 < c, \quad \|\mathbf{V}_E\|_1 < c.$$

3. For all rows  $i, l \in [p]$ , all columns  $j, h \in [q]$ , and  $t, s \in [T]$ , we assume

$$\begin{aligned} \sum_{j \neq h} \left| \text{Cov} \left[ e_{t,ij} e_{t,lj}, e_{t,ih} e_{t,lh} \right] \right| &= O_p(1), \\ \sum_{i \neq l} \left| \text{Cov} \left[ e_{t,ij} e_{t,ih}, e_{t,lj} e_{t,lh} \right] \right| &= O_p(1), \\ \sum_{t \neq s} \sum_{j \neq h} \left| \text{Cov} \left[ e_{t,ij} e_{t,lj}, e_{s,ih} e_{s,lh} \right] \right| &= O_p(1), \\ \sum_{t \neq s} \sum_{j \neq h} \left| \text{Cov} \left[ e_{t,ij} e_{t,ih}, e_{s,lj} e_{s,lh} \right] \right| &= O_p(1). \end{aligned}$$

Assumption D is essentially an extension of Bai (2003) to the matrix variate data. To better interpret the cross row/column correlation of noise terms, we consider the special case when  $\mathbf{E}_t$  follows an i.i.d matrix-variate normal distribution  $\mathcal{MN}_{p \times q}(\mathbf{0}, \mathbf{U}_E, \mathbf{V}_E)$ . Then

$$\mathbf{U}_E = \mathbb{E} \left[ \frac{1}{qT} \sum_{t=1}^T \mathbf{E}_t \mathbf{E}_t^T \right] = \mathbf{U}_E \cdot \frac{1}{q} \text{Tr}(\mathbf{V}_E) = \mathbf{U}_E \cdot \frac{1}{q} \sum_{j=1}^q v_{E,jj}.$$

Given that  $\frac{1}{q} \sum_{j=1}^q v_{E,jj} = O(1)$ , Assumption D.2 requires that the row covariance  $\mathbf{U}_E$  of the noise matrix satisfies  $\|\mathbf{U}_E\|_1 < c$ . Similarly, we require  $\|\mathbf{V}_E\|_1 < c$ . Given Assumption D.1, the remaining assumptions in D are satisfied if  $e_{t,ij}$  are independent for all  $i, j$ , and  $t$ . We allow weak correlations across  $i, j$  or  $t$  in the noise, which is more general than the i.i.d. assumption in tensor decomposition literature (Zhang and Xia, 2018). Assumption D.2 implies that, for every row  $i$ ,  $\sum_{l=1}^p \left| \frac{1}{qT} \sum_{t=1}^T \sum_{j=1}^q \mathbb{E} \left[ e_{t,lj} e_{t,ij} \right] \right| \leq c$ , and  $\sum_{l=1}^p \left( \frac{1}{qT} \sum_{t=1}^T \sum_{j=1}^q \mathbb{E} \left[ e_{t,lj} e_{t,ij} \right] \right)^2 \leq c$ . Assumption D.3 is satisfied if  $\mathbf{U}_E$  and  $\mathbf{V}_E$  are diagonal matrices, or sparse matrices. Assumption D can be made more general to allow heteroskedasticities cross rows, columns and time.

**Assumption E. Weak temporal dependence of the noise  $\mathbf{E}_t$ .**

1.  $\sum_{s=1}^T \left\| \mathbb{E} \left[ \frac{1}{pq} \mathbf{R}^T \mathbf{E}_s \mathbf{E}_t^T \mathbf{R} \right] \right\|_2 = O_p(1)$
2.  $\sum_{s=1}^T \left\| \mathbb{E} \left[ \frac{1}{pq} \mathbf{C}^T \mathbf{E}_s^T \mathbf{E}_t \mathbf{C} \right] \right\|_2 = O_p(1)$

For interpretation, we again consider the stationary matrix-variate time series (Chen et al., 2018)  $\mathbf{E}_t$  with mean zero and row and column auto-covariance matrices at lag  $h$  being  $\mathbf{U}_{E,h}$  and

$\mathbf{V}_{E,h}$ , respectively. Then we have

$$\mathbb{E} \left[ \frac{1}{pq} \mathbf{R}^\top \mathbf{E}_s \mathbf{E}_t^\top \mathbf{R} \right] = \frac{\mathbf{R}^\top \mathbf{U}_{E,|t-s|} \mathbf{R}}{p} \cdot \frac{\text{Tr}(\mathbf{V}_{E,|t-s|})}{q},$$

$$\mathbb{E} \left[ \frac{1}{pq} \mathbf{C}^\top \mathbf{E}_s^\top \mathbf{E}_t \mathbf{C} \right] = \frac{\mathbf{C}^\top \mathbf{V}_{E,|t-s|} \mathbf{C}}{q} \cdot \frac{\text{Tr}(\mathbf{U}_{E,|t-s|})}{p}.$$

Assumption E is satisfied by independent  $\mathbf{E}_t$  or those with geometrically decaying autocovariances.

**Assumption F. Weak dependence between factor  $\mathbf{F}_t$  and noise  $\mathbf{E}_t$ .** There exists some constant  $C$  such that

1.  $\mathbb{E} \left[ \frac{1}{p} \sum_{i=1}^p \left\| \frac{1}{\sqrt{qT}} \sum_{t=1}^T \sum_{j=1}^q e_{t,ij} \mathbf{F}_t \right\|^2 \right] \leq C$  and  $\mathbb{E} \left[ \frac{1}{p} \sum_{i=1}^p \left\| \sqrt{\frac{T}{q}} \sum_{j=1}^q \bar{e}_{ij} \bar{\mathbf{F}} \right\|^2 \right] \leq C.$
2.  $\mathbb{E} \left[ \frac{1}{q} \sum_{j=1}^q \left\| \frac{1}{\sqrt{pT}} \sum_{t=1}^T \sum_{i=1}^p e_{t,ij} \mathbf{F}_t \right\|^2 \right] \leq C$  and  $\mathbb{E} \left[ \frac{1}{p} \sum_{j=1}^q \left\| \sqrt{\frac{T}{p}} \sum_{i=1}^p \bar{e}_{ij} \bar{\mathbf{F}} \right\|^2 \right] \leq C.$

**Assumption G. Moments and Central Limit Theorem** There exists an  $c < \infty$  such that for all  $p, q$  and  $T$ :

1. For any row  $i$ ,

$$\mathbb{E} \left\| \frac{1}{\sqrt{pqT}} \sum_{t=1}^T \sum_{l=1}^p \sum_{j=1}^q \mathbf{R}_l (e_{t,lj} e_{t,ij} - \mathbb{E}[e_{t,lj} e_{t,ij}]) \right\|^2 \leq M.$$

$$\mathbb{E} \left\| \sqrt{\frac{T}{pq}} \sum_{l=1}^p \sum_{j=1}^q \mathbf{R}_l (\bar{e}_{lj} \bar{e}_{ij} - \mathbb{E}[\bar{e}_{lj} \bar{e}_{ij}]) \right\|^2 \leq M.$$

2. The  $k \times k$  matrix satisfies

$$\mathbb{E} \left\| \frac{1}{\sqrt{pqT}} \sum_{t=1}^T \mathbf{R}^\top \mathbf{E}_t \mathbf{C} \mathbf{F}_t^\top \right\|_2^2 \leq c, \quad \text{and} \quad \mathbb{E} \left\| \frac{\sqrt{T}}{\sqrt{pq}} \mathbf{R}^\top \bar{\mathbf{E}} \mathbf{C} \bar{\mathbf{F}}^\top \right\| \leq c.$$

Similarly, the  $r \times r$  matrix satisfies

$$\mathbb{E} \left\| \frac{1}{\sqrt{pqT}} \sum_{t=1}^T \mathbf{F}_t^\top \mathbf{R}^\top \mathbf{E}_t \mathbf{C} \right\|_2^2 \leq c, \quad \text{and} \quad \mathbb{E} \left\| \frac{\sqrt{T}}{\sqrt{pq}} \bar{\mathbf{F}}^\top \mathbf{R}^\top \bar{\mathbf{E}} \mathbf{C} \right\| \leq c.$$

3. For all  $1 \leq t \leq T$ ,

$$\mathbb{E} \left\| \frac{1}{\sqrt{pq}} \mathbf{R} \mathbf{E}_t \mathbf{C}^\top \right\|^2 \leq C.$$

4. For each row  $i$ , as  $q, T \rightarrow \infty$ ,

$$\begin{pmatrix} \frac{1}{\sqrt{qT}} \sum_{t=1}^T \mathbf{F}_t \mathbf{C}^\top \mathbf{e}_{t,i} \\ \frac{1}{\sqrt{qT}} \sum_{t=1}^T \mathbf{C}^\top \mathbf{e}_{t,i} \end{pmatrix} \xrightarrow{\mathcal{D}} \mathcal{N} \left( \mathbf{0}, \begin{pmatrix} \Phi_{R,i,11} & \Phi_{R,i,12} \\ \Phi_{R,i,21} & \Phi_{R,i,22} \end{pmatrix} \right),$$

where

$$\begin{aligned} \Phi_{R,i,11} &= \text{plim}_{q,T \rightarrow \infty} \frac{1}{qT} \sum_{t=1}^T \sum_{s=1}^T \mathbf{F}_t \mathbf{C}^\top \mathbf{e}_{t,i} \mathbf{e}_{s,i}^\top \mathbf{C} \mathbf{F}_s^\top, \\ \Phi_{R,i,12} &= \Phi_{R,i,21}^\top = \text{plim}_{q,T \rightarrow \infty} \frac{1}{qT} \sum_{t=1}^T \sum_{s=1}^T \mathbf{F}_t \mathbf{C}^\top \mathbf{e}_{t,i} \mathbf{e}_{s,i}^\top \mathbf{C}, \\ \Phi_{R,i,22} &= \text{plim}_{q,T \rightarrow \infty} \frac{1}{qT} \sum_{t=1}^T \sum_{s=1}^T \mathbf{C}^\top \mathbf{e}_{t,i} \mathbf{e}_{s,i}^\top \mathbf{C}. \end{aligned}$$

5. For each column  $j$ , as  $p, T \rightarrow \infty$ ,

$$\begin{pmatrix} \frac{1}{\sqrt{pT}} \sum_{t=1}^T \mathbf{F}_t^\top \mathbf{R}^\top \mathbf{e}_{t,j} \\ \frac{1}{\sqrt{pT}} \sum_{t=1}^T \mathbf{R}^\top \mathbf{e}_{t,j} \end{pmatrix} \xrightarrow{\mathcal{D}} \mathcal{N} \left( \mathbf{0}, \begin{pmatrix} \Phi_{C,j,11} & \Phi_{C,j,12} \\ \Phi_{C,j,21} & \Phi_{C,j,22} \end{pmatrix} \right),$$

where

$$\begin{aligned} \Phi_{C,j,11} &= \text{plim}_{q,T \rightarrow \infty} \frac{1}{pT} \sum_{t=1}^T \sum_{s=1}^T \mathbf{F}_t^\top \mathbf{R}^\top \mathbf{e}_{t,j} \mathbf{e}_{s,j}^\top \mathbf{R} \mathbf{F}_s, \\ \Phi_{C,j,12} &= \Phi_{C,j,21}^\top = \text{plim}_{q,T \rightarrow \infty} \frac{1}{qT} \sum_{t=1}^T \sum_{s=1}^T \mathbf{F}_t^\top \mathbf{R}^\top \mathbf{e}_{t,j} \mathbf{e}_{s,j}^\top \mathbf{R}, \\ \Phi_{C,j,22} &= \text{plim}_{q,T \rightarrow \infty} \frac{1}{qT} \sum_{t=1}^T \sum_{s=1}^T \mathbf{R}^\top \mathbf{e}_{t,j} \mathbf{e}_{s,j}^\top \mathbf{R}. \end{aligned}$$

To understand Assumption **F** and **G**, we can view each entry in  $\mathbf{R}^\top \mathbf{E}_t \mathbf{C}$  as a sum of  $pq$  random noise terms  $e_{ij}$ . By Assumption **D.1**,  $\frac{1}{\sqrt{pq}} \mathbf{R}^\top \mathbf{E}_t \mathbf{C}$  is a  $k \times r$  random matrix with bounded variance. Assumption **F** allows the factors and the residuals to depend weakly on each other and does not require independence. Assumption **G** is only required for the asymptotic distribution. It assumes the existence of central limit theorems and the boundedness of the necessary higher moments. These assumptions are very weak and not required if, for example, the factors and the residuals are independent. Assumptions **G.5** and **G.6** are simply two central limit theorems, which can be verified by using the martingale central limit theorem. They are satisfied by independent observations as well as time series with various mixing properties in Assumption **A**. Assumption **F** implies that the rows and columns of  $\frac{1}{\sqrt{pq}} \mathbf{R}^\top \mathbf{E}_t \mathbf{C}$  and  $\mathbf{F}_t$  are weakly correlated.

Now, we are ready to present theoretical properties of our estimators. To facilitate the analysis, we first introduce auxiliary matrices  $\mathbf{H}_R$ ,  $\mathbf{H}_C$ ,  $\mathbf{V}_{R,pqT}$  and  $\mathbf{V}_{C,pqT}$ . As noted previously,  $\mathbf{R}$ ,  $\mathbf{C}$  and  $\mathbf{F}_t$  are not separately identifiable. We show in the following that, for our estimator  $\widehat{\mathbf{R}}$  ( $\widehat{\mathbf{C}}$ ), there exists an invertible matrix  $\mathbf{H}_R$  ( $\mathbf{H}_C$ ) such that  $\widehat{\mathbf{R}}$  ( $\widehat{\mathbf{C}}$ ) is a consistent estimator of  $\mathbf{R}\mathbf{H}_R$  ( $\mathbf{C}\mathbf{H}_C$ ) and  $\widehat{\mathbf{F}}_t$  is a consistent estimator of  $\mathbf{H}_R^{-1}\mathbf{F}_t\mathbf{H}_C^{-1\top}$ .

Let  $\mathbf{V}_{R,pqT} \in \mathbb{R}^{k \times k}$  and  $\mathbf{V}_{C,pqT} \in \mathbb{R}^{r \times r}$  be the diagonal matrices consisting of the first  $k$  and  $r$  largest eigenvalues of  $\widehat{\mathbf{M}}_R = \frac{1}{pqT} \sum_{t=1}^T \widetilde{\mathbf{Y}}_t \widetilde{\mathbf{Y}}_t^\top$  and  $\widehat{\mathbf{M}}_C = \frac{1}{pqT} \sum_{t=1}^T \widetilde{\mathbf{Y}}_t^\top \widetilde{\mathbf{Y}}_t$  in decreasing order, respectively. By definition of our estimators  $\widehat{\mathbf{R}}$  and  $\widehat{\mathbf{C}}$ , we have

$$\widehat{\mathbf{R}} = \frac{1}{pqT} \sum_{t=1}^T \widetilde{\mathbf{Y}}_t \widetilde{\mathbf{Y}}_t^\top \widehat{\mathbf{R}} \mathbf{V}_{R,pqT}^{-1} \quad \text{and} \quad \widehat{\mathbf{C}} = \frac{1}{pqT} \sum_{t=1}^T \widetilde{\mathbf{Y}}_t^\top \widetilde{\mathbf{Y}}_t \widehat{\mathbf{C}} \mathbf{V}_{C,pqT}^{-1}.$$

Define  $\mathbf{H}_R \in \mathbb{R}^{r \times r}$  and  $\mathbf{H}_C \in \mathbb{R}^{r \times r}$  as

$$\mathbf{H}_R = \frac{1}{pqT} \sum_{t=1}^T \widetilde{\mathbf{F}}_t \mathbf{C}^\top \mathbf{C} \widetilde{\mathbf{F}}_t^\top \mathbf{R}^\top \widehat{\mathbf{R}} \mathbf{V}_{R,pqT}^{-1} \in \mathbb{R}^{k \times k} \quad (3.1)$$

$$\mathbf{H}_C = \frac{1}{pqT} \sum_{t=1}^T \widetilde{\mathbf{F}}_t^\top \mathbf{R}^\top \mathbf{R} \widetilde{\mathbf{F}}_t \mathbf{C}^\top \widehat{\mathbf{C}} \mathbf{V}_{C,pqT}^{-1} \in \mathbb{R}^{r \times r}, \quad (3.2)$$

which are bounded as  $p, q, T \rightarrow \infty$  (See Appendix A for more details). Theorem 1 shows that  $\widehat{\mathbf{R}}$  and  $\widehat{\mathbf{C}}$  converge in Frobenius and  $\ell_2$  norm.

**Theorem 1.** *Under Assumption A – F, we have*

$$\frac{1}{p} \|\widehat{\mathbf{R}} - \mathbf{R}\mathbf{H}_R\|_F^2 = \mathcal{O}_P\left(\frac{1}{\min\{p, qT\}}\right), \quad \frac{1}{q} \|\widehat{\mathbf{C}} - \mathbf{C}\mathbf{H}_C\|_F^2 = \mathcal{O}_P\left(\frac{1}{\min\{q, pT\}}\right).$$

Consequently,

$$\frac{1}{p} \|\widehat{\mathbf{R}} - \mathbf{R}\mathbf{H}_R\|^2 = \mathcal{O}_P\left(\frac{1}{\min\{p, qT\}}\right), \quad \frac{1}{q} \|\widehat{\mathbf{C}} - \mathbf{C}\mathbf{H}_C\|^2 = \mathcal{O}_P\left(\frac{1}{\min\{q, pT\}}\right).$$

Before presenting our main theorem on the asymptotic normality, we define several quantities that are used in the theorem. Letting

$$\Sigma_{FC} \triangleq \frac{1}{q} \mathbb{E}\left[(\mathbf{F}_t - \boldsymbol{\mu}_F) \mathbf{C}^\top \mathbf{C} (\mathbf{F}_t - \boldsymbol{\mu}_F)^\top\right], \quad \text{and} \quad \Sigma_{FR} \triangleq \frac{1}{p} \mathbb{E}\left[(\mathbf{F}_t - \boldsymbol{\mu}_F)^\top \mathbf{R}^\top \mathbf{R} (\mathbf{F}_t - \boldsymbol{\mu}_F)\right],$$

then

$$\begin{aligned}\mathbf{M}_{FC} &\triangleq \frac{1}{q} \mathbb{E} \left[ \widetilde{\mathbf{F}}_t \mathbf{C}^\top \mathbf{C} \widetilde{\mathbf{F}}_t^\top \right] = \Sigma_{FC} + (\alpha + 1) \frac{1}{q} \boldsymbol{\mu}_F \mathbf{C}^\top \mathbf{C} \boldsymbol{\mu}_F^\top, \\ \mathbf{M}_{FR} &\triangleq \frac{1}{p} \mathbb{E} \left[ \widetilde{\mathbf{F}}_t^\top \mathbf{R}^\top \mathbf{R} \widetilde{\mathbf{F}}_t \right] = \Sigma_{FR} + (\alpha + 1) \frac{1}{p} \boldsymbol{\mu}_F^\top \mathbf{R}^\top \mathbf{R} \boldsymbol{\mu}_F.\end{aligned}$$

Consider again the special case where  $\mathbf{F}_t \sim \mathcal{MN}(\boldsymbol{\mu}_F, \mathbf{U}_F, \mathbf{V}_F)$ . Then,  $\mathbf{F}_t \mathbf{C}^\top \sim \mathcal{MN}(\boldsymbol{\mu}_F \mathbf{C}^\top, \mathbf{U}_F, \mathbf{C} \mathbf{V}_F \mathbf{C}^\top)$ ,  $\mathbf{R} \mathbf{F}_t \sim \mathcal{MN}(\mathbf{R} \boldsymbol{\mu}_F, \mathbf{R} \mathbf{U}_F \mathbf{R}^\top, \mathbf{V}_F)$ , and

$$\begin{aligned}\Sigma_{FC} &= \mathbf{U}_F \cdot \text{Tr} \left( \mathbf{V}_F \frac{\mathbf{C}^\top \mathbf{C}}{q} \right), \quad \widetilde{\Sigma}_{FC} = \mathbf{U}_F \cdot \text{Tr} \left( \mathbf{V}_F \frac{\mathbf{C}^\top \mathbf{C}}{q} \right) + (\alpha + 1) \frac{1}{p} \boldsymbol{\mu}_F \mathbf{R}^\top \mathbf{R} \boldsymbol{\mu}_F^\top, \\ \Sigma_{FR} &= \mathbf{V}_F \cdot \text{Tr} \left( \mathbf{U}_F \frac{\mathbf{R}^\top \mathbf{R}}{p} \right), \quad \widetilde{\Sigma}_{FR} = \mathbf{V}_F \cdot \text{Tr} \left( \mathbf{U}_F \frac{\mathbf{R}^\top \mathbf{R}}{p} \right) + (\alpha + 1) \frac{1}{p} \boldsymbol{\mu}_F \mathbf{R}^\top \mathbf{R} \boldsymbol{\mu}_F.\end{aligned}$$

Matrix  $\Sigma_{FC}$  can be interpreted as the row covariance of  $\mathbf{F}_t$  scaled by the strengths of column variances of  $\mathbf{F}_t \mathbf{C}^\top$  and  $\Sigma_{FR}$  can be interpreted as the column covariance of  $\mathbf{F}_t$  scaled by the strengths of row variances of  $\mathbf{R} \mathbf{F}_t^\top$ . Matrices  $\mathbf{M}_{FC}$  and  $\mathbf{M}_{FR}$  contain the aggregated information of moments of rows of  $\mathbf{F} \mathbf{C}^\top$  and  $\mathbf{F}^\top \mathbf{R}$ , respectively.

Theorem 2 establishes that  $\widehat{\mathbf{R}}$  and  $\widehat{\mathbf{C}}$  are good estimators of  $\mathbf{R} \mathbf{H}_R$  and  $\mathbf{C} \mathbf{H}_C$ , respectively, and each row of  $\widehat{\mathbf{R}} - \mathbf{R} \mathbf{H}_R$  and  $\widehat{\mathbf{C}} - \mathbf{C} \mathbf{H}_C$  are asymptotically normal.

**Theorem 2.** Under Assumption A – F, as  $p, q, T \rightarrow \infty$ , we have:

i. For row loading matrix  $\mathbf{R}$ , if  $\sqrt{qT}/p \rightarrow 0$ , then

$$\sqrt{qT} (\widehat{\mathbf{R}}_{i\cdot} - \mathbf{H}_R^\top \mathbf{R}_{i\cdot}) = \mathbf{V}_{R,pqT}^{-1} \cdot \frac{\widehat{\mathbf{R}}^\top \mathbf{R}}{p} \cdot \frac{1}{\sqrt{qT}} \sum_{t=1}^T \widetilde{\mathbf{F}}_t \mathbf{C}^\top \widetilde{\mathbf{E}}_{t,i\cdot} + o_p(1) \xrightarrow{\mathcal{D}} \mathcal{N}(\mathbf{0}, \Sigma_{R_i}),$$

where

$$\Sigma_{R_i} \triangleq \mathbf{V}_R^{-1} \mathbf{Q}_R \left( \boldsymbol{\Phi}_{R,i,11} + \alpha \boldsymbol{\Phi}_{R,i,12} \boldsymbol{\mu}_F^\top + \alpha \boldsymbol{\mu}_F \boldsymbol{\Phi}_{R,i,21} + \alpha^2 \boldsymbol{\mu}_F \boldsymbol{\Phi}_{R,i,22} \boldsymbol{\mu}_F^\top \right) \mathbf{Q}_R^\top \mathbf{V}_R^{-1}, \quad (3.3)$$

and  $\boldsymbol{\Phi}_{R,i,\cdot}$  are defined in Assumption G.4. Matrix  $\mathbf{Q}_R \triangleq \mathbf{V}_R^{1/2} \boldsymbol{\Psi}_R^\top \widetilde{\Sigma}_{FC}^{-1/2}$  where  $\mathbf{V}_R$  is a diagonal matrix whose entries are the eigenvalues of  $\widetilde{\Sigma}_{FC}^{1/2} \boldsymbol{\Omega}_R \widetilde{\Sigma}_{FC}^{1/2}$  in decreasing order,  $\boldsymbol{\Psi}_R$  is the corresponding eigenvector matrix such that  $\boldsymbol{\Psi}_R^\top \boldsymbol{\Psi}_R = \mathbf{I}$ , and  $\boldsymbol{\Omega}_R$  defined in Assumption C.

ii. For column loading matrix  $\mathbf{C}$ , if  $\sqrt{pT}/q \rightarrow 0$ , then

$$\sqrt{pT} (\widehat{\mathbf{C}}_{j\cdot} - \mathbf{H}_C^\top \mathbf{C}_{j\cdot}) = \mathbf{V}_{C,pqT}^{-1} \frac{\widehat{\mathbf{C}}^\top \mathbf{C}}{q} \frac{1}{\sqrt{pT}} \sum_{t=1}^T \mathbf{F}_t^\top \mathbf{R}^\top \mathbf{E}_{t,j} + o_p(1) \xrightarrow{\mathcal{D}} \mathcal{N}(\mathbf{0}, \Sigma_{C_j}),$$

where

$$\Sigma_{C_j} \triangleq \mathbf{V}_C^{-1} \mathbf{Q}_C \left( \Phi_{C,j,11} + \alpha \Phi_{C,j,12} \boldsymbol{\mu}_F + \alpha \boldsymbol{\mu}_F^\top \Phi_{C,j,21} + \alpha^2 \boldsymbol{\mu}_F^\top \Phi_{C,j,22} \boldsymbol{\mu}_F \right) \mathbf{Q}_C^\top \mathbf{V}_C^{-1}, \quad (3.4)$$

and  $\Phi_{C,j,\dots}$  are defined in Assumption G.5. Matrix  $\mathbf{V}_C$  is a diagonal matrix whose entries are the eigenvalues of  $\widetilde{\Sigma}_{FR}^{1/2} \boldsymbol{\Omega}_C \widetilde{\Sigma}_{FR}^{1/2}$  in decreasing order,  $\Psi_C$  is the corresponding eigenvector matrix such that  $\Psi_C^\top \Psi_C = \mathbf{I}$ , and  $\boldsymbol{\Omega}_C$  is defined in Assumption C.

**Theorem 3.** Under Assumption A – F, we have

$$\widehat{\mathbf{F}}_t - \mathbf{H}_R^{-1} \mathbf{F}_t \mathbf{H}_C^{-1\top} = \mathcal{O}_p \left( \frac{1}{\min(p, q)} \right).$$

**Theorem 4.** Under Assumption A – F, for any  $1 \leq i \leq p$  and  $1 \leq j \leq q$ , we have

$$\widehat{\mathbf{S}}_{t,ij} - \mathbf{S}_{t,ij} = \mathcal{O}_p \left( \frac{1}{\min(p, q, \sqrt{pT}, \sqrt{qT})} \right).$$

Theorems 3 and 4 show that, in order to estimate the latent factor  $\mathbf{F}_t$  and signal  $\mathbf{S}_t$  consistently, we need to have dimensions  $p$  and  $q$  approach infinity. An explanation is that we need to have sufficient information to distinguish the signal  $\mathbf{R}\mathbf{F}_t\mathbf{C}^\top$  from the noise  $\mathbf{E}_t$  at each time point  $t$ . Theorems 2, 3 and 4 present the asymptotic properties when the dimension of the latent matrix factor  $k \times r$  is assumed to be known. The following theorem establishes the consistency of  $\widehat{k}$  and  $\widehat{r}$ .

**Theorem 5.** Under Assumption A – G, we have

$$\mathbb{P}(\widehat{k} \neq k) \rightarrow 0,$$

where  $\widehat{k}$  is the ratio estimator defined in (2.8). The same result holds for  $\widehat{r}$  defined similarly to (2.8) with respect to  $\widehat{\mathbf{M}}_C$ .

## 4 Estimating Covariance Matrices

In this section, we derive consistent estimators of the asymptotic variance-covariance matrices. According to Theorem 2, the asymptotic covariance of  $\widehat{\mathbf{R}}_{i\cdot}$ ,  $1 \leq i \leq p$ , is given by

$$\Sigma_{R_i} = \mathbf{V}_{R,pqT}^{-1} \mathbf{Q}_R \begin{pmatrix} \mathbf{I}_k & \alpha \boldsymbol{\mu}_F \\ \Phi_{R,i,21} & \Phi_{R,i,22} \end{pmatrix} \begin{pmatrix} \Phi_{R,i,11} & \Phi_{R,i,12} \\ \alpha \boldsymbol{\mu}_F^\top \end{pmatrix} \begin{pmatrix} \mathbf{I}_k \\ \alpha \boldsymbol{\mu}_F^\top \end{pmatrix} \mathbf{Q}_R^\top \mathbf{V}_{R,pqT}^{-1}. \quad (4.1)$$

Term  $\mathbf{V}_{R,pqT}$  is estimated as the  $k \times k$  diagonal matrix of the first  $k$  largest eigenvalues of  $\frac{1}{pqT} \sum_{t=1}^T \widetilde{\mathbf{Y}}_t \widetilde{\mathbf{Y}}_t^\top$  in decreasing order. To estimate the middle term sandwiched by  $\mathbf{V}_{R,pqT}^{-1}$ , we use the heteroskedas-

ticity and autocorrelation consistent (HAC) estimators (Newey and West, 1987) based on series  $\{\widehat{\mathbf{F}}_t, \widehat{\mathbf{C}}^\top, \widehat{\mathbf{e}}_{t,i}\}_{t \in [T]}$  where  $\widehat{\mathbf{F}}_t$  and  $\widehat{\mathbf{C}}$  are estimated in Section 2 and  $\widehat{\mathbf{E}}_t = \mathbf{Y}_t - \widehat{\mathbf{R}}\widehat{\mathbf{F}}_t\widehat{\mathbf{C}}^\top$ . Specifically, for a tuning parameter  $m$  that satisfies  $m \rightarrow \infty$  and  $m/(qT)^{1/4} \rightarrow 0$ , it is defined as

$$\mathbf{D}_{R,0,i} + \sum_{v=1}^m \left(1 - \frac{v}{1+m}\right) (\mathbf{D}_{R,v,i} + \mathbf{D}_{R,v,i}^\top),$$

where

$$\mathbf{D}_{R,v,i} = \begin{pmatrix} \mathbf{I}_k & \alpha \bar{\mathbf{F}} \end{pmatrix} \begin{pmatrix} \frac{1}{qT} \sum_{t=1+v}^T \widehat{\mathbf{F}}_t \widehat{\mathbf{C}}^\top \widehat{\mathbf{e}}_{t,i} \widehat{\mathbf{e}}_{t-v,i}^\top \widehat{\mathbf{C}} \widehat{\mathbf{F}}_{t-v}^\top & \frac{1}{qT} \sum_{t=1+v}^T \widehat{\mathbf{F}}_t \widehat{\mathbf{C}}^\top \widehat{\mathbf{e}}_{t,i} \widehat{\mathbf{e}}_{t-v,i}^\top \widehat{\mathbf{C}} \\ \frac{1}{qT} \sum_{t=1+v}^T \widehat{\mathbf{C}}^\top \widehat{\mathbf{e}}_{t,i} \widehat{\mathbf{e}}_{t-v,i}^\top \widehat{\mathbf{C}} \widehat{\mathbf{F}}_{t-v}^\top & \frac{1}{qT} \sum_{t=1+v}^T \widehat{\mathbf{C}}^\top \widehat{\mathbf{e}}_{t,i} \widehat{\mathbf{e}}_{t-v,i}^\top \widehat{\mathbf{C}} \end{pmatrix} \begin{pmatrix} \mathbf{I}_k \\ \alpha \bar{\mathbf{F}}^\top \end{pmatrix}.$$

While a HAC estimator based on true  $\{\mathbf{F}_t, \mathbf{C}^\top, \mathbf{e}_{t,i}\}_{t \in [T]}$ , a HAC estimator based on  $\{\widehat{\mathbf{F}}_t, \widehat{\mathbf{C}}^\top, \widehat{\mathbf{e}}_{t,i}\}_{t \in [T]}$  is estimating  $\mathbf{Q}_R \boldsymbol{\Phi}_{R,i} \mathbf{Q}_R^\top$  because  $\widehat{\mathbf{F}}_t$  estimates  $\mathbf{H}_R^{-1} \mathbf{F}_t \mathbf{H}_C^{-1}$ ,  $\widehat{\mathbf{C}}$  estimates  $\mathbf{C} \mathbf{H}_C$  and  $\bar{\mathbf{F}}$  estimates  $\mathbf{H}_R^{-1} \boldsymbol{\mu}_F \mathbf{H}_C^{-1}$ . Thus, a HAC estimator of the covariance of  $\Sigma_{R_i}$  is given by

$$\widehat{\Sigma}_{R_i} = \mathbf{V}_{pqT,R}^{-1} \left( \mathbf{D}_{R,0,i} + \sum_{v=1}^m \left(1 - \frac{v}{1+m}\right) (\mathbf{D}_{R,v,i} + \mathbf{D}_{R,v,i}^\top) \right) \mathbf{V}_{pqT,R}^{-1} \quad (4.2)$$

Similar for  $\widehat{\mathbf{C}}_j$ ,  $1 \leq j \leq q$ , a HAC estimator of the covariance is given by

$$\widehat{\Sigma}_{C_j} = \mathbf{V}_{pqT,C}^{-1} \left( \mathbf{D}_{C,0,j} + \sum_{v=1}^m \left(1 - \frac{v}{1+m}\right) (\mathbf{D}_{C,v,j} + \mathbf{D}_{C,v,j}^\top) \right) \mathbf{V}_{pqT,C}^{-1},$$

where

$$\mathbf{D}_{C,v,j} = \begin{pmatrix} \mathbf{I}_r & \alpha \bar{\mathbf{F}}^\top \end{pmatrix} \begin{pmatrix} \frac{1}{pT} \sum_{t=1+v}^T \widehat{\mathbf{F}}_t^\top \widehat{\mathbf{R}}^\top \widehat{\mathbf{e}}_{t,j} \widehat{\mathbf{e}}_{t-v,j}^\top \widehat{\mathbf{R}} \widehat{\mathbf{F}}_{t-v} & \frac{1}{pT} \sum_{t=1+v}^T \widehat{\mathbf{F}}_t^\top \widehat{\mathbf{R}}^\top \widehat{\mathbf{e}}_{t,j} \widehat{\mathbf{e}}_{t-v,j}^\top \widehat{\mathbf{R}} \\ \frac{1}{pT} \sum_{t=1+v}^T \widehat{\mathbf{R}}^\top \widehat{\mathbf{e}}_{t,j} \widehat{\mathbf{e}}_{t-v,j}^\top \widehat{\mathbf{R}} \widehat{\mathbf{F}}_{t-v} & \frac{1}{pT} \sum_{t=1+v}^T \widehat{\mathbf{R}}^\top \widehat{\mathbf{e}}_{t,j} \widehat{\mathbf{e}}_{t-v,j}^\top \widehat{\mathbf{R}} \end{pmatrix} \begin{pmatrix} \mathbf{I}_r \\ \alpha \bar{\mathbf{F}} \end{pmatrix}.$$

The following theorem confirms the consistency.

**Theorem 6.** Under Assumption A-G, as  $p, q, T \rightarrow \infty$ ,  $\widehat{\Sigma}_{R_i}$  and  $\widehat{\Sigma}_{C_j}$  are consistent for  $\Sigma_{R_i}$  and  $\Sigma_{C_j}$ , respectively.

## 5 Simulation

In this section, we use Monte Carlo simulations to assess the adequacy of the asymptotic results in approximating the finite sample distributions of  $\widehat{\mathbf{R}}_i$  and  $\widehat{\mathbf{C}}_j$  and the convergence rate of  $\mathbf{F}_t$ . We only report the result for  $\widehat{\mathbf{R}}_i$  and  $\mathbf{F}_t$  because  $\widehat{\mathbf{C}}_j$  shares similar properties to  $\widehat{\mathbf{R}}_i$ .



## 5.1 Settings

Throughout, the matrix observations  $\mathbf{Y}_t$ 's are generated according to Model (1.1). The dimension of the latent factor matrix  $\mathbf{F}_t$  is fixed at  $k \times r = 3 \times 3$ . The values of  $p$ ,  $q$ , and  $T$  vary in different settings. The true loading matrices  $\mathbf{R}$  and  $\mathbf{C}$  are independently sampled from the uniform distribution  $\mathcal{U}(-1, 1)$ . The latent factor and noise matrices are allow to be dependent across rows, columns or time, respectively, in different settings to be specified later.

We present the following results under different settings in the subsequent subsections. We refer our method and the one proposed in Wang et al. (2019) as  $\alpha$ -aggregated PCA ( $\alpha$ -PCA) and auto-covariance based PCA (AC-PCA), respectively. With respect to Results 1-3, we specifically compare results obtained by  $\alpha$ -PCA with those by AC-PCA. With respect to Result 4, we present results obtained by  $\alpha$ -PCA with different values of  $\alpha$ .

**Result 1. (Theorem 5: Estimating latent dimensions.)** The latent dimensions are estimated by the eigen-ratio method of (2.8). Results are presented in tables of frequencies of  $\widehat{k} \times \widehat{r}$ .

**Result 2. (Proposition 1: Convergence of  $\widehat{\mathbf{R}}, \widehat{\mathbf{C}}$ .)** We report box plots of the ratios between space distances  $\mathcal{D}(\widehat{\mathbf{R}}, \mathbf{R})$  (defined in (5.1)) retrieved from  $\alpha$ -PCA and those from AC-PCA.

**Result 3. (Theorem 3: Convergence of  $\widehat{\mathbf{F}}_t$ .)** To demonstrate that  $\widehat{\mathbf{F}}_t$  is estimating a transformation of  $\mathbf{F}_t$  for  $t \in [T]$ , we compute the  $\mathbf{H}_R$  and  $\mathbf{H}_C$  according to (3.1) and (3.2), respectively, and report box plots of  $\|\widehat{\mathbf{F}}_t - \mathbf{H}_R^{-1} \mathbf{F}_t \mathbf{H}_C^{-1\top}\|_2$ .

**Result 4. (Theorem 2: Asymptotic normality  $\widehat{\mathbf{R}} - \mathbf{R}\mathbf{H}_R$ .)** We first consider the asymptotic distribution of  $\widehat{\mathbf{R}}$ . At each iteration we estimate  $\widehat{\Sigma}_{R_0}$  according to (4.2) and average. Then we compute the  $k \times 1$  vectors  $\widehat{\Sigma}_R^{-1/2}(\widehat{\mathbf{R}}_{0,\cdot} - \mathbf{H}_R^\top \mathbf{R}_{0,\cdot})$  and report 1-dimensional histograms of each first component.

## 5.2 Comparison of convergence

In this section, we consider the the finite sample convergence of  $\widehat{\mathbf{R}}_{i,\cdot}$ ,  $\widehat{\mathbf{C}}_{j,\cdot}$  and  $\mathbf{F}_t$ . We choose  $(p, q)$  among  $(20, 20)$ ,  $(20, 100)$ , or  $(100, 100)$  and let  $T = 0.5pq$ ,  $pq$ ,  $1.5pq$ , or  $2pq$ , similar to the setup in Wang et al. (2019). For the AC-PCA estimator, we will use lag parameter  $h_0 = 1$  since we will be considering uncorrelated models or VAR(1) processes only. For the comparative metric,

we use the column space distance defined as

$$\mathcal{D}(\mathbf{A}, \widehat{\mathbf{A}}) = \left\| \widehat{\mathbf{A}}(\widehat{\mathbf{A}}^\top \widehat{\mathbf{A}})^{-1} \widehat{\mathbf{A}}^\top - \mathbf{A}(\mathbf{A}^\top \mathbf{A})^{-1} \mathbf{A}^\top \right\|_2, \quad (5.1)$$

for any rank  $k$  matrices  $\widehat{\mathbf{A}}, \mathbf{A} \in \mathbb{R}^{p \times k}$ . To keep things simple, we only use the second moment information, that is  $\alpha = -1$ , in this section. From Theorems 1 and 3, values of  $\alpha$  does not affect the convergence rate in the strong factor regime. Results in this section are based on 100 repetitions, which are sufficient as shown in the reported standard deviation.

We simulate data and estimations under three settings as follows.

- (I) **(Uncorrelated.)** The entries of both  $\mathbf{F}_t$  and  $\mathbf{E}_t$  are uncorrelated across time, rows and columns. Specifically, we simulate temporally independent  $\mathbf{F}_t \sim \mathcal{MN}_{3 \times 3}(\mathbf{0}, \mathbf{I}, \mathbf{I})$  and  $\mathbf{E}_t \sim \mathcal{MN}_{p \times q}(\mathbf{0}, \mathbf{I}, \mathbf{I})$ .
- (II) **(Weakly correlated cross time.)** The entries of  $\mathbf{F}_t$  and  $\mathbf{E}_t$  are uncorrelated across rows and columns, but weakly correlated temporally. Specifically, we simulate  $\text{vec}(\mathbf{F}_t)$  from a the following Vector Auto-Regressive model of order one (VAR(1) model).

$$\text{vec}(\mathbf{F}_t) = \mathbf{\Phi} \cdot \text{vec}(\mathbf{F}_{t-1}) + \varepsilon_t,$$

where the AR coefficient matrix  $\mathbf{\Phi} = 0.1 \cdot \mathbf{I}_6$  and  $\text{Var}[\varepsilon_t] = 0.99$ . Thus,  $\text{Var}[\text{vec}(\mathbf{F}_t)] = \mathbf{I}_6$ . We simulate noise  $\mathbf{E}_t$  also from VAR(1),

$$\text{vec}(\mathbf{E}_t) = \mathbf{\Psi} \cdot \text{vec}(\mathbf{E}_{t-1}) + \mathbf{u}_t,$$

where  $\mathbf{\Psi} = \psi \cdot \mathbf{I}_{pq}$  and  $\text{Var}[\mathbf{u}_t] = 1 - \psi^2$ . Thus,  $\text{Var}[\text{vec}(\mathbf{E}_t)] = \mathbf{I}_{pq}$ . We choose  $\psi = 0.1$  and then increase to  $\psi = 0.5$  to examine how temporal dependence may affect our results. Note that setting (II) with  $\psi = 0$  corresponds to setting (I).

- (III) **(Weakly correlated cross rows or columns.)** The entries of  $\mathbf{F}_t$  and  $\mathbf{E}_t$  are temporally uncorrelated, but  $\mathbf{E}_t$  is weakly correlated across rows and columns. Specifically, we simulate temporally independent  $\mathbf{F}_t \sim \mathcal{MN}_{3 \times 3}(\mathbf{0}, \mathbf{I}, \mathbf{I})$  and  $\mathbf{E}_t \sim \mathcal{MN}_{p \times q}(\mathbf{0}, \mathbf{U}_E, \mathbf{V}_E)$ , where  $\mathbf{U}_E$  and  $\mathbf{V}_E$  both have 1's on the diagonal, while have  $1/p$  and  $1/q$  off-diagonal, respectively. Note that Setting (III) correspond to setting (I) when  $\mathbf{\Psi} = 0$  and the variance of  $\mathbf{u}_t$  are specified as

$$\mathbf{V}_E \otimes \mathbf{U}_E.$$

For both latent dimension estimation and convergence results,  $\alpha$ -PCA consistently converges faster with lower variance and estimates more accurately than AC-PCA over all chosen settings, including a special case in Setting (II) where we increase  $\psi$ , the strength of temporal correlation. Thus it is implied that  $\alpha$ -PCA has significant advantages over AC-PCA when  $\mathbf{F}_t$  and  $\mathbf{E}_t$  are uncorrelated or weakly correlated across rows and columns or time. In the sequel, we report results for latent dimension, loading matrices and factor matrices under Setting (II) with  $\psi = 0.1$  and  $\psi = 0.5$ . Results under setting (I) and (III) are similar and relegated to Appendix C.

**Accuracy of estimating unknown dimensions estimation.** We present the frequencies of estimated  $(\widehat{k}, \widehat{r})$  pairs for Setting (II) with  $\psi = 0.1$  and  $\psi = 0.5$  in Table 1a and 1b, respectively. In latent dimension estimation, our results demonstrate higher frequencies of correct estimation, and the accuracy increases as  $p$ ,  $q$ , and  $T$  increase.

(a) Setting II,  $\psi = 0.1$ .

$(\widehat{k}, \widehat{r})$	$p, q = 20, 20$				$p, q = 100, 20$				$p, q = 100, 100$			
	$T = .5pq$	$T = pq$	$T = 1.5pq$	$T = 2pq$	$T = .5pq$	$T = pq$	$T = 1.5pq$	$T = 2pq$	$T = .5pq$	$T = pq$	$T = 1.5pq$	$T = 2pq$
(2, 3)	.075	.08	.04	.03	0	0	0	0	0	0	0	0
	.025	.005	.005	.015	0	0	0	0	0	0	0	0
(3, 2)	.06	.05	.035	.06	.025	.035	.02	.045	0	0	0	0
	.01	.015	0	.005	.015	.005	.005	0	0	0	0	0
(3, 3)	.78	.8	.85	.815	.96	.95	.965	.94	1	1	1	1
	.955	.975	.995	.98	.985	.995	.995	.995	1	1	1	1
other	.085	.07	.075	.095	.015	.015	.015	.015	0	0	0	0
	.01	.005	0	0	0	0	.005	.005	0	0	0	0

(b) Setting II,  $\psi = 0.5$

$(\widehat{k}, \widehat{r})$	$p, q = 20, 20$				$p, q = 100, 20$				$p, q = 100, 100$			
	$T = .5pq$	$T = pq$	$T = 1.5pq$	$T = 2pq$	$T = .5pq$	$T = pq$	$T = 1.5pq$	$T = 2pq$	$T = .5pq$	$T = pq$	$T = 1.5pq$	$T = 2pq$
(2, 3)	.095	.105	.075	.035	0	0	0	0	0	0	0	0
	.025	.03	.005	.015	0	0	0	0	0	0	0	0
(3, 2)	.07	.09	.075	.085	.055	.06	.05	.11	0	0	0	0
	.02	.02	0	.01	.01	.01	0	.01	0	0	0	0
(3, 3)	.66	.615	.71	.685	.895	.875	.92	.835	1	1	1	1
	.925	.935	.995	.97	.985	.995	.995	.99	1	1	1	1
other	.175	.19	.14	.195	.05	.065	.03	.055	0	0	0	0
	.03	.015	.005	.005	.005	0	.005	0	0	0	0	0

Table 1: Table of frequencies of estimated  $(\widehat{k}, \widehat{r})$  pairs estimated by  $\alpha$ -PCA (highlighted rows) and AC-PCA (not highlighted rows) under Setting II,  $\psi = 0.1, 0.5$ . The truth is (3, 3).

**Estimation error of loading matrices estimation.** Figure 1 (a) and (b) show box plots of ratios of the column space distances between  $\alpha$ -PCA and AC-PCA estimators, under Setting II  $\psi = 0.1$

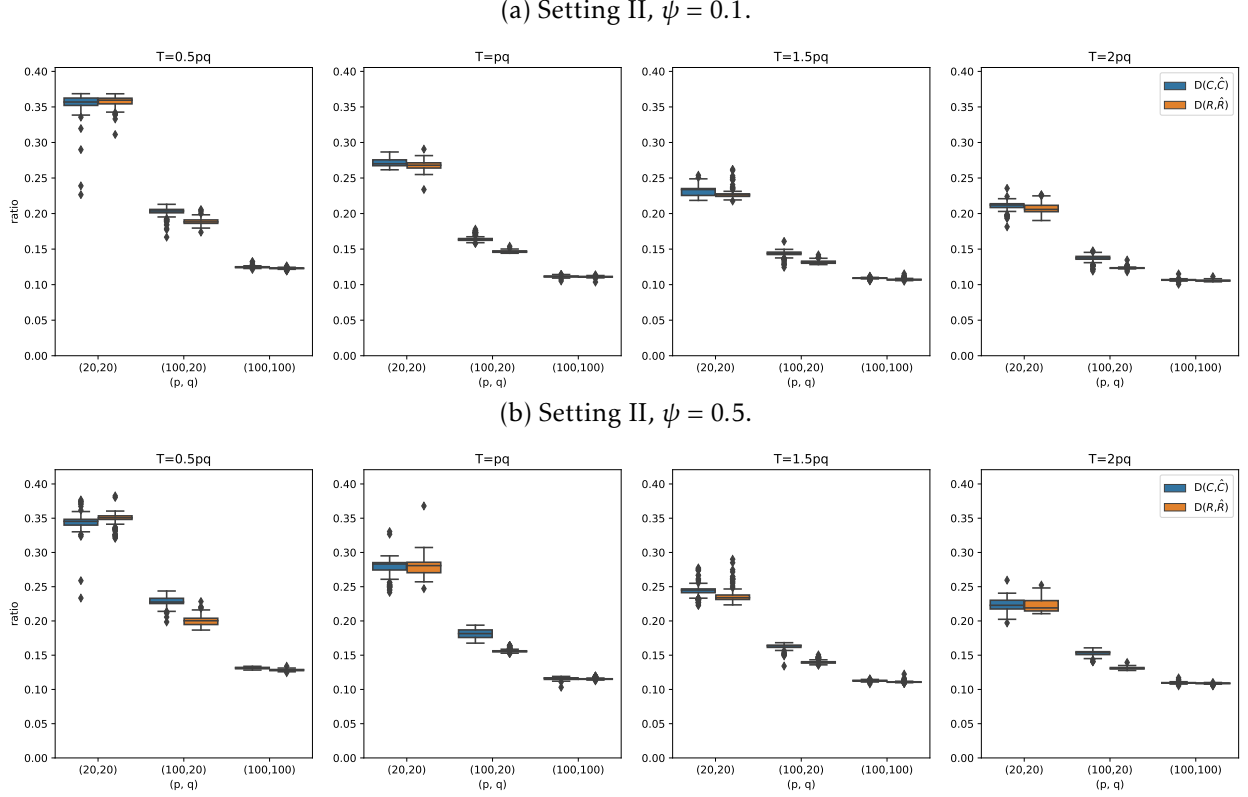


Figure 1: Box plots of ratios of space distances between  $\alpha$ -PCA and AC-PCA estimators. (a) is under Setting II,  $\psi = 0.1$ ; (b) is under Setting II,  $\psi = 0.5$ . The estimation errors of  $\alpha$ -PCA is much smaller than AC-PCA

and  $\psi = 0.5$  respectively. Clearly, the estimation errors of  $\alpha$ -PCA are much smaller than those of AC-PCA, since the ratios are ways below 1.

Detailed numeric values are presented in Table 2 which contains the means and standard deviations (in parentheses) of  $\mathcal{D}(\widehat{\mathbf{R}}, \mathbf{R})$ ,  $\mathcal{D}(\widehat{\mathbf{C}}, \mathbf{C})$  estimated by  $\alpha$ -PCA (highlighted) and AC-PCA. All values are multiplied by 10 and rounded.

For the space distances  $\mathcal{D}(\widehat{\mathbf{R}}, \mathbf{R})$ ,  $\mathcal{D}(\widehat{\mathbf{C}}, \mathbf{C})$ , there is a tendency for higher convergence as well as smaller variance at higher  $(p, q)$ , as well as a slight tendency for better convergence at higher  $T$ , although the latter effect is less pronounced. Similar to the space distance results, the  $\widehat{\mathbf{F}}$  convergence also improves as we increase  $p, q$ , and improves slightly as we increase  $T$ .

**Factor matrices estimation errors.** Figure 2 presents the box-plots of the  $\ell_2$  norm of the discrepancy between estimated  $\widehat{\mathbf{F}}_t$  and transformed true  $\mathbf{F}_t$ , that is temporal-averaged  $\left\| \widehat{\mathbf{F}}_t - \mathbf{H}_R^{-1} \mathbf{F}_t \mathbf{H}_C^{-1\top} \right\|_2$ , under setting II,  $\psi = 0.1$  and 0.5. As expected, the estimation errors decrease when  $p$  or  $q$  increases

(a) Setting II,  $\psi = 0.1$ .

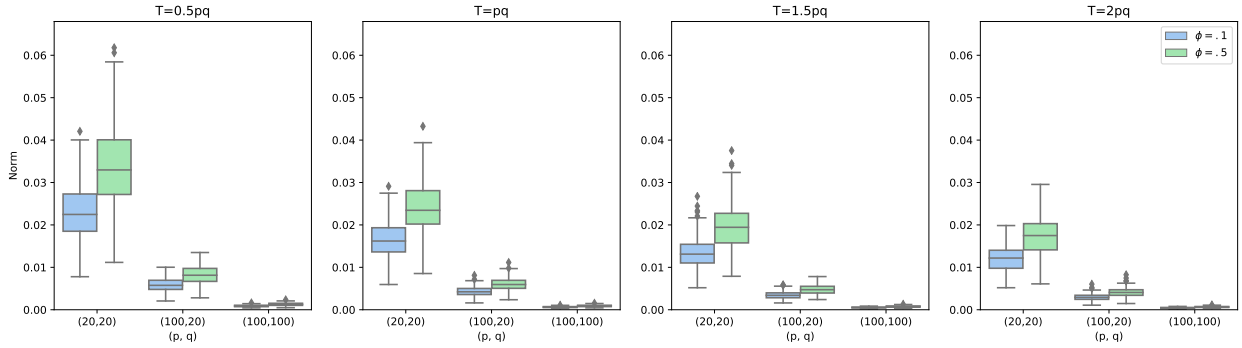
	$T = 0.5pq$		$T = pq$		$T = 1.5pq$		$T = 2pq$	
$(p, q)$	$D(\widehat{\mathbf{R}}, \mathbf{R})$	$D(\widehat{\mathbf{C}}, \mathbf{C})$	$D(\widehat{\mathbf{R}}, \mathbf{R})$	$D(\widehat{\mathbf{C}}, \mathbf{C})$	$D(\widehat{\mathbf{R}}, \mathbf{R})$	$D(\widehat{\mathbf{C}}, \mathbf{C})$	$D(\widehat{\mathbf{R}}, \mathbf{R})$	$D(\widehat{\mathbf{C}}, \mathbf{C})$
(20, 20)	.40(.08)	.40(.09)	.29(.07)	.29(.07)	.23(.05)	.23(.05)	.20(.05)	.21(.04)
	1.12(.24)	1.14(.31)	1.08(.26)	1.06(.23)	1.00(.20)	1.00(.20)	.98(.23)	.98(.18)
(100, 20)	.14(.01)	.08(.02)	.10(.01)	.05(.02)	.08(.01)	.05(.01)	.07(.01)	.04(.01)
	.76(.06)	.40(.09)	.70(.06)	.35(.07)	.63(.05)	.32(.06)	.58(.05)	.30(.06)
(100, 100)	.03(.002)	.03(.002)	.02(.002)	.02(.002)	.02(.001)	.02(.001)	.01(.001)	.01(.001)
	.23(.02)	.23(.02)	.18(.01)	.18(.01)	.15(.01)	.15(.01)	.13(.01)	.13(.01)

(b) Setting II,  $\psi = 0.5$ .

	$T = 0.5pq$		$T = pq$		$T = 1.5pq$		$T = 2pq$	
$(p, q)$	$D(\widehat{\mathbf{R}}, \mathbf{R})$	$D(\widehat{\mathbf{C}}, \mathbf{C})$	$D(\widehat{\mathbf{R}}, \mathbf{R})$	$D(\widehat{\mathbf{C}}, \mathbf{C})$	$D(\widehat{\mathbf{R}}, \mathbf{R})$	$D(\widehat{\mathbf{C}}, \mathbf{C})$	$D(\widehat{\mathbf{R}}, \mathbf{R})$	$D(\widehat{\mathbf{C}}, \mathbf{C})$
(20, 20)	.52(.12)	.52(.13)	.38(.11)	.38(.10)	.29(.07)	.30(.07)	.26(.07)	.27(.06)
	1.50(.33)	1.51(.41)	1.36(.32)	1.34(.29)	1.23(.26)	1.23(.26)	1.18(.25)	1.19(.23)
(100, 20)	.17(.02)	.11(.02)	.12(.01)	.07(.02)	.10(.01)	.06(.01)	.09(.01)	.05(.01)
	.87(.07)	.46(.10)	.79(.06)	.40(.08)	.72(.06)	.36(.07)	.66(.06)	.34(.07)
(100, 100)	.03(.003)	.04(.003)	.02(.002)	.02(.002)	.02(.002)	.02(.001)	.02(.001)	.01(.001)
	.27(.02)	.27(.02)	.21(.02)	.21(.02)	.18(.01)	.18(.01)	.16(.01)	.16(.01)

Table 2: Means and standard deviations (in parentheses) of  $D(\widehat{\mathbf{R}}, \mathbf{R})$ ,  $D(\widehat{\mathbf{C}}, \mathbf{C})$  estimated by  $\alpha$ -PCA (highlighted rows) and AC-PCA (not highlighted rows) under Setting II,  $\psi = 0.1, 0.5$ . All values multiplied by 10 and rounded.

while not affected by  $T$ . Results of  $\|\widehat{\mathbf{F}}_t - \mathbf{H}_R^{-1} \mathbf{F}_t \mathbf{H}_C^{-1\top}\|_2$  for AC-PCA are not available since Wang et al. (2019) don't have explicit forms for the rotation matrices  $\mathbf{H}_R$  and  $\mathbf{H}_C$ .

Figure 2: Boxplot of  $\|\widehat{\mathbf{F}}_t - \mathbf{H}_R^{-1} \mathbf{F}_t \mathbf{H}_C^{-1\top}\|_2$  under setting II,  $\psi = 0.1$  and  $0.5$ .

### 5.3 Asymptotic normality

In this section, we consider the asymptotic normality of the first row of  $\widehat{\mathbf{R}} - \mathbf{H}_R^\top \mathbf{R}$  under different values of  $\alpha$ . We simulate data under the following setting:

(IV) ( $\mathbf{F}_t$  with non-zero mean.) The entries of both  $\mathbf{F}_t$  and  $\mathbf{E}_t$  are uncorrelated across time, rows

and columns. Specifically, we simulate temporally independent  $\mathbf{F}_t \sim \mathcal{MN}_{3 \times 3}(3 \cdot \mathbb{1}_{k \times r}, \mathbf{I}, \mathbf{I})$  and  $\mathbf{E}_t \sim \mathcal{MN}_{p \times q}(\mathbf{0}, \mathbf{I}, \mathbf{I})$ , where  $\mathbb{1}_{k \times r}$  is a  $k \times r$  all ones matrix.

According to Theorem 2, the asymptotic normality requires  $\sqrt{qT}/p \rightarrow 0$  or  $\sqrt{pT}/q \rightarrow 0$ . Thus we choose  $(p, q, T)$  among  $(200, 200, 100)$ ,  $(200, 200, 150)$  and  $(400, 400, 250)$ . The results for asymptotic normality are based on 1000 repetitions. We report results for  $p, q, T = 200, 200, 150$  in the main text and the results for the other two settings are relegated to the Appendix. Under all settings, the presented QQ plots and histograms demonstrate the asymptotic normality expected from the theorem.

Figure 3 presents the QQ plots of the first dimension of the first row of  $\widehat{\mathbf{R}} - \mathbf{R}\mathbf{H}_R$  under setting (IV) with  $p, q, T = 200, 200, 150$ . Results of the other dimensions are similar.

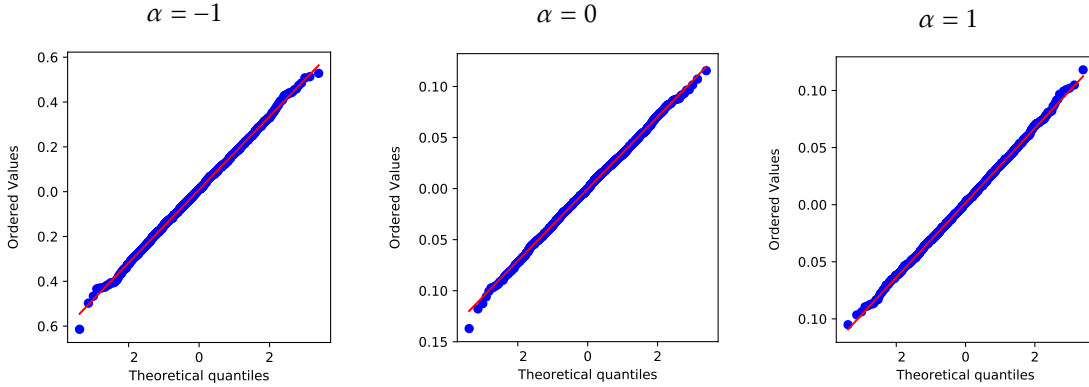


Figure 3: QQ plots of the first dimension of the first row of  $\widehat{\mathbf{R}} - \mathbf{R}\mathbf{H}_R$  with  $\alpha = -1$  (left), 0 (middle) and 1 (right) under setting (IV) with  $p, q, T = 200, 200, 150$ .

We calculate the covariance matrix  $\widehat{\Sigma}_{R_0}$  of the first row of  $\widehat{\mathbf{R}} - \mathbf{R}\mathbf{H}_R$  according to equation (4.2) and plot the histograms of the first dimension of  $(\widehat{\mathbf{R}}_0 - \mathbf{H}_R^\top \mathbf{R}_0) \widehat{\Sigma}_{R_0}^{-1/2}$  in Figure 4. The plots for other components are similar.

## 6 Applications

### 6.1 Example 1: Multinational Macroeconomic Indices

In this section, we apply our estimation method to the multinational macroeconomic indices data set used in Chen et al. (2019). The data set is collected from OECD. It contains 10 quarterly macroeconomic indices of 14 countries from 1990.Q2 to 2016.Q4 for 107 quarters. Thus, we have  $T = 107$  and  $p_1 \times p_2 = 14 \times 10$  matrix-valued time series. The countries include United

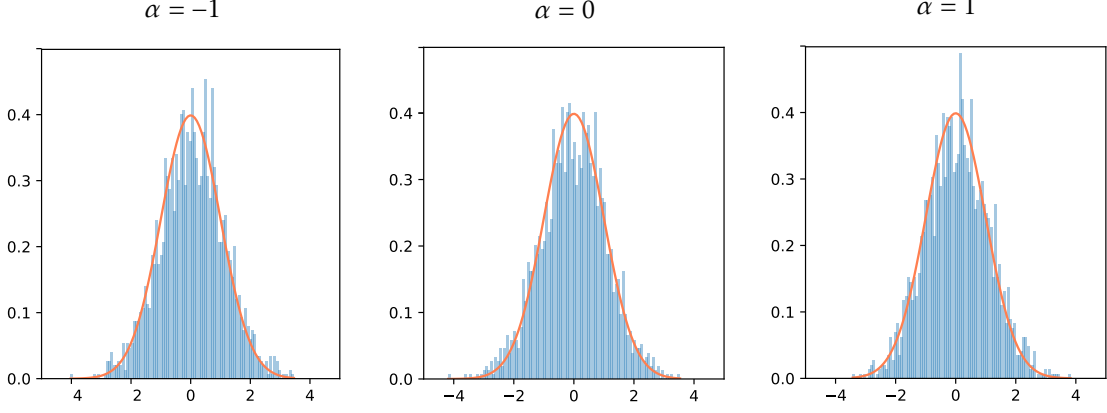


Figure 4: Histograms of the first dimension of  $(\widehat{\mathbf{R}}_0 - \mathbf{H}_R^\top \mathbf{R}_0) \widehat{\Sigma}_{R_0}^{-1/2}$  with  $\alpha = -1$  (left), 0 (middle) and 1 (right) under setting (IV) with  $p, q, T = 200, 200, 150$ . The lines plot the distribution of standard normal distribution.

States, Canada, New Zealand, Australia, Norway, Ireland, Denmark, United Kingdom, Finland, Sweden, France, Netherlands, Austria and Germany. The indices cover four major groups, namely production (P:TIEC, P:TM, GDP), consumer price (CPI:Food, CPI:Ener, CPI:Tot), money market (IR:Long, IR:3-Mon), and international trade (IT:Ex, IT:Im). Each original univariate time series is transformed by taking the first or second difference or logarithm to satisfy the mixing condition in Assumption A. See Table 10 in Appendix D for detailed descriptions of the data set and transformations.

Figure 5 shows the transformed time series of macroeconomic indicators of multiple countries. It is obvious that there exist some similar patterns among time series in the same row or column.

To illustrate the interpretation of Model (1.1) in the real data set, we first present and analyze the loading matrices estimated by  $\alpha$ -PCA with  $\alpha = -1$ . We use the ratio-based method in (2.8) as well as the scree plots to estimate the number of latent dimensions. Figures 6 presents the eigenvalues and the eigen-ratios of  $(\widehat{\mathbf{M}}_R, \widehat{\mathbf{M}}_C)$  calculated according to (2.2) and (2.3) with  $\alpha = -1$ .

Using the scree plot to select the minimal number of dimensions that explain at least 80 percent of the variance of  $\widehat{\mathbf{M}}$ , we get that  $\widehat{k}, \widehat{r} = 4, 6$ . While the ratio based method gives  $\widehat{k}, \widehat{r} = 1, 1$ . Due to the dominance of the largest factors and weak signal in real data, the estimate by (2.8) tends to be much smaller and less useful than the one given by the scree plot. However, for the purpose of presenting and analyzing some example loading matrix estimates, we will use latent dimensions  $(k, r) = (4, 4)$ .

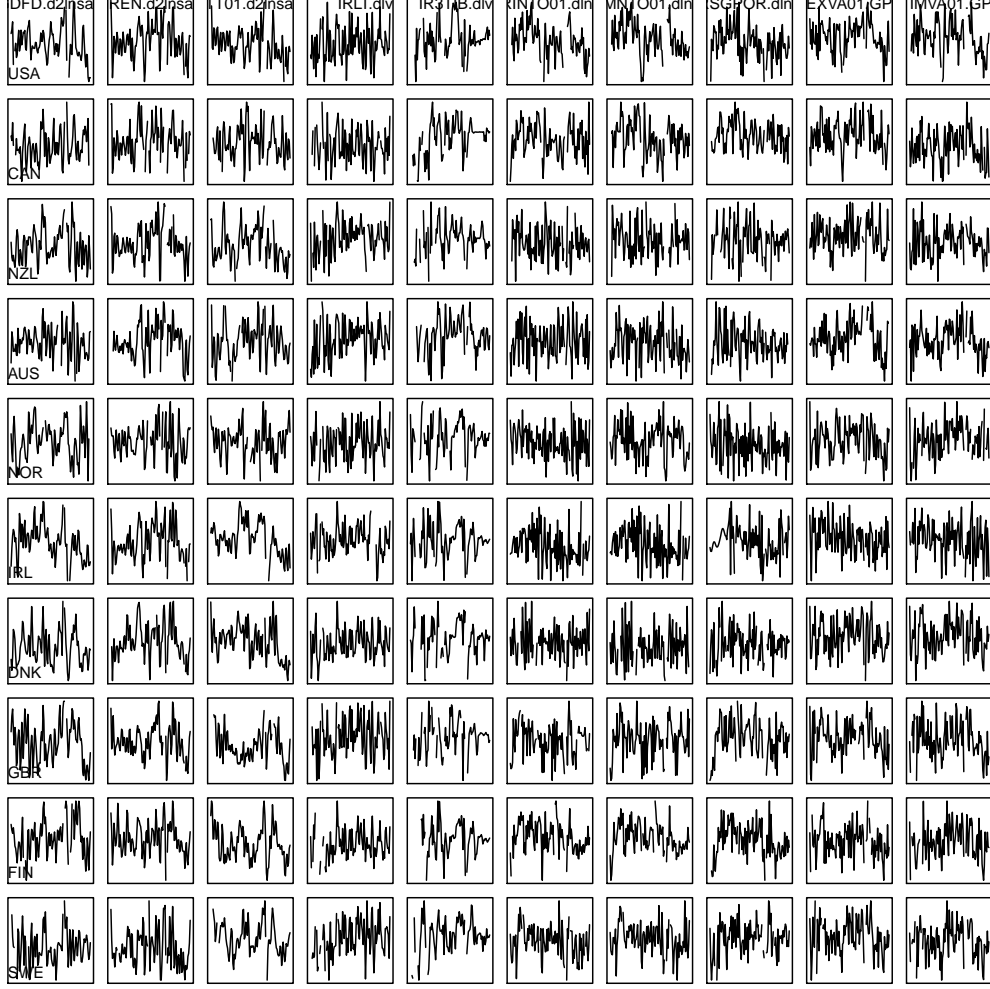


Figure 5: Time series plots of macroeconomic indicators of multiple countries (after data transformation). Only a subset of the countries and indicators is plotted due to the space limit.

From these  $\widehat{\mathbf{M}}$  with  $(k, r) = (4, 4)$ , we calculate loading matrices  $\widehat{\mathbf{R}}_\alpha, \widehat{\mathbf{C}}_\alpha$  and  $\widehat{\mathbf{R}}_{AC}, \widehat{\mathbf{C}}_{AC}$  for  $\alpha$ -PCA and AC-PCA, respectively. Table 3 shows estimates of the row and column loading matrices. They are normalized so that the norm of each column is one, VARIMAX-rotated to reveal a clear structure, and scaled and rounded for ease of display.

We can interpret the latent structure of the global macro-economy by analyzing the estimated row and column loading matrices. Specifically, from pair of  $\widehat{\mathbf{R}}_{\alpha, rot}$  and  $\widehat{\mathbf{C}}_{\alpha, rot}$  or pair  $\widehat{\mathbf{R}}_{AC, rot}$  and  $\widehat{\mathbf{C}}_{AC, rot}$  we can group (clustering) some of countries or macroeconomic indices based on their loading matrices. Using row loading matrices, three groups can easily be formed: Group 1: (USA, CAN), Group 2: (NZL, AUS), Group 3: (FRA, NLD, AUT, DEU). In this example, USA and CAN both load heavily on row 3 of  $\widehat{\mathbf{R}}_{\alpha, rot}$  and  $\widehat{\mathbf{R}}_{AC, rot}$ , but lightly on all other rows, NZL and AUS both



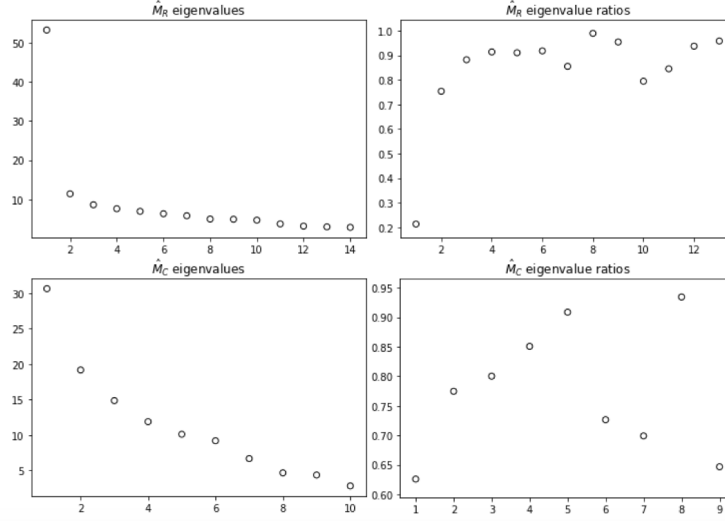


Figure 6: Eigenvalues (left) and ratios (right) of  $\widehat{\mathbf{M}}_R$  and  $\widehat{\mathbf{M}}_C$  using the OECD data.

load heavily only on row 2 of  $\widehat{\mathbf{R}}_{\alpha,rot}$  and  $\widehat{\mathbf{R}}_{AC,rot}$ , and FRA, NLD, AUT, DEU all load the most on rows 1. This analysis can reveal what countries have stronger correlations in their macroeconomic features. Interestingly, loading matrices estimated by both methods tend to suggest similar groupings.

From the column loading matrices, we can form groups 1(CPI:Food, CPI: Tot, CPI: Ener), 2:(IR:Long, IR: 3-Mon), 3:(P:TIEC, P:TM, GDP), 4: (IT:Ex, IT:Im) for both  $\widehat{\mathbf{C}}_{\alpha,rot}$  and  $\widehat{\mathbf{C}}_{AC,rot}$ . We can also infer the meaning of each latent column factor from the column loading matrices. Take  $\widehat{\mathbf{C}}_{\alpha,rot}$  for example, groups 1,2, 3, 4 load most heavily on the 2nd, 4th, 3rd and 1st rows, respectively. Thus, the 2nd, 4th, 3rd and 1st column factors can be interpreted as factors that are related to consumer price, money market, production, and international trade, respectively. The results are consistent with our prior knowledge of these macroeconomic indices, where groups 1-4 correspond to the major groups we previously introduced.

Next, we use 10-fold cross validation (CV) to compare the performance of  $\alpha$ -PCA with different  $\alpha = -1, 0, 1$  with AC-PCA (with lag factor  $h_0 = 2$ ). We divide the entire time span into 10 sections and choose each of them as testing data. With time series data, the training data may contain two disconnected time spans. For AC-PCA, in the case of disconnected  $n$  time spans we calculate matrices  $\widehat{\mathbf{M}}_R^{(1)} \dots \widehat{\mathbf{M}}_R^{(n)}$  according to (2.2) over each time span separately. The matrix  $\widehat{\mathbf{M}}_R$  is re-defined as the sum of  $\sum_{i=1}^n \widehat{\mathbf{M}}_R^{(i)}$ . Loading matrices and latent dimensions are estimated from

Model	Row	USA	CAN	NZL	AUS	NOR	IRL	DNK	GBR	FIN	SWE	FRA	NLD	AUT	DEU
$\widehat{\mathbf{R}}_{\alpha,rot}$	1	-1	2	1	-1	-1	-1	-2	-4	-3	-4	-4	-4	-4	-4
	2	2	-1	5	5	1	5	3	2	-1	1	1	0	0	0
	3	7	7	1	1	-1	-2	-1	0	1	0	0	0	0	-1
	4	1	-1	-1	-2	-9	3	0	0	0	-1	1	-1	0	0
$\widehat{\mathbf{R}}_{AC,rot}$	1	1	0	-1	-1	2	2	3	2	3	3	4	4	4	4
	2	1	0	6	6	2	2	2	3	1	2	0	0	-1	-1
	3	6	7	1	0	-1	-1	-1	0	0	-2	0	1	0	0
	4	0	0	0	1	8	-5	-1	-1	0	0	-1	1	0	0

Model	Row	CPI:Food	CPI:Tot	CPI:Ener	IR:Long	IR:3-Mon	P:TIEC	P:TM	GDP	IT:Ex	IT:Im
$\widehat{\mathbf{C}}_{\alpha,rot}$	1	-2	4	1	1	-1	0	0	0	6	6
	2	6	3	7	-1	1	0	0	-1	-1	0
	3	-1	0	1	0	0	-6	-6	-6	0	0
	4	0	-1	0	-8	-6	1	0	-1	0	0
$\widehat{\mathbf{C}}_{AC,rot}$	1	0	0	0	0	0	6	6	5	0	0
	2	6	5	7	0	1	1	0	-1	0	0
	3	-2	1	0	0	0	0	0	0	7	7
	4	-1	1	0	7	7	-1	0	1	0	0

Table 3: Estimations of row and column loading matrices (VARIMAX rotated) of  $\alpha$ -PCA (subscripted by  $\alpha$ ) and AC-PCA (subscripted by AC) for multinational macroeconomic indices. The loadings matrix are multiplied by 10 and rounded to integers for ease in display.

this newly defined  $\widehat{\mathbf{M}}_R$  with procedures in Section 2. We define out of sample  $R^2$  on a testing set of size  $N$  as

$$\text{out of sample } R^2 \triangleq 1 - \frac{\sum_{t=1}^N \|\mathbf{Y}_t - \widehat{\mathbf{Y}}_t\|_F^2}{\sum_{t=1}^N \|\mathbf{Y}_t - \overline{\mathbf{Y}}\|_F^2},$$

where  $\overline{\mathbf{Y}} = \frac{1}{N} \sum_{t=1}^N \mathbf{Y}_t$  and  $\widehat{\mathbf{Y}}_t = \widehat{\mathbf{R}}\widehat{\mathbf{R}}^\top \mathbf{Y}_t \widehat{\mathbf{C}}\widehat{\mathbf{C}}^\top$ . The denominator is the baseline total sum of squares (TSS) from approximating  $\mathbf{Y}_t$  by the sample mean  $\overline{\mathbf{Y}}$ . The nominator represent the residual sum of squares (RSS) from approximating  $\mathbf{Y}_t$  by  $\widehat{\mathbf{Y}}_t$ .

The total sum of squares (TSS) averaged over the 10-fold CV on the testing set is 1451.35, computed using sample average as estimator. RSS and out of sample  $R^2$  are reported in Table 4 for models with different chosen latent dimensions. All reported values are the averages over the 10-fold CV. Evidently, the proposed estimation procedure with all chosen values of  $\alpha$  perform better than AC-PCA at each chosen  $(k, r)$  pair, even though we do not account for temporal dependence. This implies that the contemporaneous covariance should not be discarded even for the time series data.

## 6.2 Example 2: Image data sets

An important category of matrix variables is the 2-D gray-scale image data. One gray-scale image is represented as a single matrix  $\mathbf{Y}_t$ , with each element corresponding to one image pixel.

Model	(k, r)	RSS	out of sample $R^2$	Model	(k, r)	RSS	out of sample $R^2$
$\alpha = -1$	(6,5)	774.70	0.468	$\alpha = -1$	(4,4)	982.59	0.325
$\alpha = 0$		646.38	0.556	$\alpha = 0$		844.73	0.418
$\alpha = 1$		650.19	0.553	$\alpha = 1$		847.17	0.416
AC-PCA		832.32	0.429	AC-PCA		1093.55	0.248
$\alpha = -1$	(5,5)	829.94	0.430	$\alpha = -1$	(3,4)	1021.23	0.298
$\alpha = 0$		703.27	0.517	$\alpha = 0$		886.06	0.389
$\alpha = 1$		705.28	0.515	$\alpha = 1$		892.36	0.385
AC-PCA		884.75	0.393	AC-PCA		1139.83	0.216
$\alpha = -1$	(4,5)	883.50	0.393	$\alpha = -1$	(3,3)	1227.69	0.154
$\alpha = 0$		749.05	0.485	$\alpha = 0$		975.01	0.328
$\alpha = 1$		750.41	0.484	$\alpha = 1$		977.69	0.326
AC-PCA		940.51	0.354	AC-PCA		1320.59	0.092

Table 4: Results of 10-fold CV of out-of-sample performance for the multinational macroeconomic indexes. The numbers shown are average over the cross validation, where RSS and TSS stand for residual and total sum of squares, respectively. TSS is 1451.35 – same across all estimation methods.

The values in the matrix represent intensities within some range. In this section, we apply our method to two real-world image data sets:

- ORL<sup>1</sup> is a well-known dataset for face recognition (Samaria and Harter, 1994). It contains the face images of 40 persons, for a total of 400 images. The size of the images is  $92 \times 112$ .
- USPS<sup>2</sup> is an image data set consisting of 9298 handwritten digits of “0” through “9”. We use a subset of USPS. This subset contains 300 images for each digit, for a total of 3000 images. The size of the images is  $16 \times 16$ .

The estimation of the low-rank signal part  $\widehat{\mathbf{R}\mathbf{F}_t\mathbf{C}^\top}$  in (1.1) can be viewed as a compressed reconstruction of the original image. In the signal processing literatures, the goodness of approximation can be measure by the *Root Mean Squared Reconstruction Error (RMSRE)* which is basically the square root of the mean residual sum of squares (RSS). To be consistent with Section 6.1, we use the ratio between RSS and TSS in the empirical evaluation of our method with different values of  $\alpha$ . Tables 5 and 6 report the percentage of RSS/TSS. The proposed method with  $\alpha = 0$  results in the smallest reconstruction errors, while the method with  $\alpha = -1$  produces the largest errors. The different between  $\alpha = 1$  and 2 are small while both are a little worse than  $\alpha = 0$ .

Figure 7 and 8 show images of 10 different persons from the ORL and USPS data sets, re-

<sup>1</sup><http://www.uk.research.att.com/facedatabase.html>

<sup>2</sup><http://www-stat-class.stanford.edu/~tibs/ElemStatLearn/data.html>

$\alpha$	$15 \times 15$	$20 \times 20$	$25 \times 25$	$30 \times 30$	$35 \times 35$	$40 \times 40$
-1	7.1721	4.1329	2.4675	1.6245	1.1310	0.8411
0	1.2799	0.9308	0.7004	0.5390	0.4206	0.3315
1	1.2888	0.9372	0.7050	0.5428	0.4236	0.3339
2	1.3045	0.9489	0.7139	0.5497	0.4290	0.3383

Table 5: Percentage of the ORL reconstruction RSS/TSS (%).

$\alpha$	$6 \times 6$	$7 \times 7$	$8 \times 8$	$9 \times 9$	$10 \times 10$	$11 \times 11$	$12 \times 12$
-1	11.0150	7.5755	5.4047	3.6838	2.6256	1.8049	1.2059
0	10.1758	7.1874	5.1994	3.6413	2.6048	1.7944	1.1996
1	10.1945	7.1967	5.2027	3.6427	2.6055	1.7946	1.1997
2	10.2317	7.2124	5.2090	3.6458	2.6072	1.7954	1.2001

Table 6: Percentage of the USPS reconstruction RSS/TSS (%).

spectively. We use  $15 \times 15$  latent dimension for the ORL faces and  $9 \times 9$  for the USPS digits. The 10 images in the first row are the original images from the data set. The 10 images in the second row are the ones compressed by our method with  $\alpha = -1$ , which is the same as the  $(2D)^2PCA$  algorithm. The third, forth, and fifth rows corresponds to our method with  $\alpha = 0, 1$ , and  $2$ , respectively. We observe visually that the proposed method with  $\alpha = 0$  produces the best compression result, while the method with  $\alpha = -1$  performs the worst. The differences between  $\alpha = 1$  and  $2$  are very small and not visually detectable.

## 7 Conclusion

This paper studies the problem of estimating unknown parameters and latent factors from matrix-variate factor model. Specifically, we preserve the structure of matrix-variate data and investigate theoretical properties in the setting that the each dimension of the matrix-variates ( $p \times q$ ) is comparable to or greater than the number of observations ( $T$ ). The estimation procedure aggregates information of both first and second moments. It incorporates previous PCA based methods as a special case. We derive some inferential theory concerning the estimators, including the rate of convergence and limiting distributions. In contrast to previous estimation methods based on auto-covariance, we use more information based on the contemporary data and are also able to consistently estimate the loading matrices and factor matrices for uncorrelated matrix observations when the auto-covariance method can not. In addition, our results are obtained under very general conditions that allow for correlations across time, rows and columns.




Figure 7: ORL face reconstruction with  $15 \times 15$  latent dimension. The 1-st row displays ten raw images from ORL data set. The 2nd to the 5th row correspond to reconstruction using our method with  $\alpha = -1, 0, 1$  and  $2$ , respectively. The compression ratio is approximately 16.3%.



Figure 8: USPS digits reconstruction with  $9 \times 9$  latent dimension. The compression ratio is approximately 56.3%. The 1-st row displays ten raw images from USPS data set. The 2nd to the 5th row correspond to reconstruction using our method with  $\alpha = -1, 0, 1$  and  $2$ , respectively.

## References

- Athreya, K. B. and S. N. Lahiri (2006). *Measure theory and probability theory*. Springer Science & Business Media.
- Bai, J. (2003). Inferential theory for factor models of large dimensions. *Econometrica* 71(1), 135–171.
- Bai, J. and S. Ng (2002). Determining the number of factors in approximate factor models. *Econometrica* 70(1), 191–221.
- Chang, J., B. Guo, and Q. Yao (2015). High dimensional stochastic regression with latent factors, endogeneity and nonlinearity. *Journal of Econometrics* 189(2), 297–312.
- Chen, E. Y., R. S. Tsay, and R. Chen (2019). Constrained factor models for high-dimensional matrix-variate time series. *Journal of the American Statistical Association*.
- Chen, R., H. Xiao, and D. Yang (2018). Autoregressive models for matrix-valued time series. *arXiv preprint arXiv:1812.08916*.
- Chen, R., D. Yang, and C.-H. Zhang (2019). Factor Models for High-Dimensional Tensor Time Series. *arXiv e-prints*, arXiv:1905.07530.
- Fan, J., Y. Liao, and M. Mincheva (2013). Large covariance estimation by thresholding principal orthogonal complements. *Journal of the Royal Statistical Society: Series B (Statistical Methodology)* 75(4), 603–680.
- Fan, J., K. Wang, Y. Zhong, and Z. Zhu (2018). Robust high dimensional factor models with applications to statistical machine learning. *arXiv e-prints*, arXiv:1808.03889.
- Fan, J. and Y. Zhong (2018). Optimal spectral aggregation via generalized method of moments. *arXiv e-prints*, arxiv:1805.02826.
- Kolda, T. G. (2006). Multilinear operators for higher-order decompositions. Technical report, Sandia National Laboratories.
- Kolda, T. G. and B. W. Bader (2009). Tensor decompositions and applications. *SIAM review* 51(3), 455–500.

- Kong, H., L. Wang, E. K. Teoh, X. Li, J.-G. Wang, and R. Venkateswarlu (2005). Generalized 2d principal component analysis for face image representation and recognition. *Neural Networks* 18(5-6), 585–594.
- Kwak, N. (2008). Principal component analysis based on l1-norm maximization. *IEEE transactions on pattern analysis and machine intelligence* 30(9), 1672–1680.
- Lam, C. and Q. Yao (2012). Factor modeling for high-dimensional time series: inference for the number of factors. *The Annals of Statistics*, 694–726.
- Lam, C., Q. Yao, and N. Bathia (2011). Estimation of latent factors for high-dimensional time series. *Biometrika* 98(4), 901–18.
- Lettau, M. and M. Pelger (2018). Estimating latent asset-pricing factors. Technical report, National Bureau of Economic Research.
- Li, X., Y. Pang, and Y. Yuan (2010). L1-norm-based 2dpca. *IEEE Transactions on Systems, Man, and Cybernetics, Part B (Cybernetics)* 40(4), 1170–1175.
- Meng, D., Q. Zhao, and Z. Xu (2012). Improve robustness of sparse pca by l1-norm maximization. *Pattern Recognition* 45(1), 487–497.
- Newey, W. K. and K. D. West (1987). A simple, positive semi-definite, heteroskedasticity and autocorrelation consistent covariance matrix. *Econometrica* 55, 703–708.
- Pang, Y., D. Tao, Y. Yuan, and X. Li (2008). Binary two-dimensional pca. *IEEE Transactions on Systems, Man, and Cybernetics, Part B (Cybernetics)* 38(4), 1176–1180.
- Samaria, F. S. and A. C. Harter (1994). Parameterisation of a stochastic model for human face identification. In *Proceedings of 1994 IEEE Workshop on Applications of Computer Vision*, pp. 138–142. IEEE.
- Stock, J. H. and M. W. Watson (2002). Forecasting using principal components from a large number of predictors. *Journal of the American Statistical Association* 97(460), 1167–1179.
- Wang, D., X. Liu, and R. Chen (2019). Factor models for matrix-valued high-dimensional time series. *Journal of Econometrics* 208(1), 231–248.

- Wang, R., F. Nie, X. Yang, F. Gao, and M. Yao (2015). Robust 2dpca with non-greedy  $\ell_1$ -norm maximization for image analysis. *IEEE transactions on cybernetics* 45(5), 1108–1112.
- Yang, J., D. D. Zhang, A. F. Frangi, and J.-y. Yang (2004). Two-dimensional pca: a new approach to appearance-based face representation and recognition. *IEEE transactions on pattern analysis and machine intelligence*.
- Zhang, A. and D. Xia (2018). Tensor svd: Statistical and computational limits. *IEEE Transactions on Information Theory* 64(11), 7311–7338.
- Zhang, D. and Z.-H. Zhou (2005). (2d) 2 pca: Two-directional two-dimensional pca for efficient face representation and recognition. *Neurocomputing* 69(1-3), 224–231.



## Appendix A Proofs for the case of $\alpha = -1$

To improve the readability of the proofs, we will present the proof for the special case of  $\alpha = -1$  with centralized observations  $\mathbf{Y}_t$  over  $T$ , that is,  $\bar{\mathbf{Y}} = 0$  with out loss of generality. We will show later in Appendix B that the proof of the general case of any  $\alpha$  can be done in a similar way by mapping  $\mathbf{Y}_t$ ,  $\mathbf{F}_t$  and  $\mathbf{E}_t$  to  $\tilde{\mathbf{Y}}_t$ ,  $\tilde{\mathbf{F}}_t$  and  $\tilde{\mathbf{E}}_t$  defined in (B.1), respectively. In the case of  $\alpha = -1$ , Assumption B - G can be weakened to Assumption B0 - G0 stated as follows.

**Assumption B0. Factor matrix.**  $\mathbb{E}[\|\mathbf{F}_t\|^4] \leq c < \infty$ ,

$$(rT)^{-1} \sum_{t=1}^T \mathbf{F}_t \mathbf{F}_t^\top \xrightarrow{\mathcal{P}} \mathbf{U}_F, \quad \text{and} \quad (kT)^{-1} \sum_{t=1}^T \mathbf{F}_t^\top \mathbf{F}_t \xrightarrow{\mathcal{P}} \mathbf{V}_F$$

for some positive definite matrices  $\mathbf{U}_F$  of dimension  $k \times k$  and  $\mathbf{V}_F$  of dimension  $r \times r$ .

**Assumption D0. Cross row (column) correlation of noise  $\mathbf{E}_t$**  There exists a positive number  $c < \infty$ , such that for all  $i \in [p]$ ,  $j \in [q]$  and  $t \in [T]$ ,

1.  $\mathbb{E}[e_{t,ij}] = 0$  and  $\mathbb{E}|e_{t,ij}|^8 \leq c$ .
2. Let  $\mathbf{U}_E = \mathbb{E}\left[\frac{1}{qT} \sum_{t=1}^T \mathbf{E}_t \mathbf{E}_t^\top\right]$  and  $\mathbf{V}_E = \mathbb{E}\left[\frac{1}{pT} \sum_{t=1}^T \mathbf{E}_t^\top \mathbf{E}_t\right]$ , we assume

$$\|\mathbf{U}_E\|_1 < c, \quad \|\mathbf{V}_E\|_1 < c$$

3. For all row  $i, l \in [p]$ , all column  $j, h \in [q]$ , and  $t, s \in [T]$ , we assume

$$\begin{aligned} \sum_{j \neq h} \text{Cov}[e_{t,ij} e_{t,lj}, e_{t,ih} e_{t,lh}] &= O_p(1), \\ \sum_{i \neq l} \text{Cov}[e_{t,ij} e_{t,ih}, e_{t,lj} e_{t,lh}] &= O_p(1), \\ \sum_{t \neq s} \sum_{j \neq h} \text{Cov}[e_{t,ij} e_{t,lj}, e_{s,ih} e_{s,lh}] &= O_p(1), \\ \sum_{t \neq s} \sum_{j \neq h} \text{Cov}[e_{t,ij} e_{t,ih}, e_{s,lj} e_{s,lh}] &= O_p(1). \end{aligned}$$

**Assumption E0. Weak temporal dependence of the noise  $\mathbf{E}_t$ .**

1.  $\sum_{s=1}^T \left\| \mathbb{E}\left[\frac{1}{pq} \mathbf{R}^\top \mathbf{E}_s \mathbf{E}_t^\top \mathbf{R}\right] \right\|_2 = O_p(1)$
2.  $\sum_{s=1}^T \left\| \mathbb{E}\left[\frac{1}{pq} \mathbf{C}^\top \mathbf{E}_s \mathbf{E}_t^\top \mathbf{C}\right] \right\|_2 = O_p(1)$

**Assumption F0. Weak dependence between factor  $\mathbf{F}_t$  and noise  $\mathbf{E}_t$ .** There exists some constant  $c$  such that

1. For any row  $i \in [p]$ ,  $\left\| \frac{1}{\sqrt{qT}} \sum_{t=1}^T \sum_{j=1}^q \mathbb{E}[e_{t,ij} \mathbf{F}_t] \right\|^2 \leq c$ .
2. For any column  $j \in [q]$ ,  $\left\| \frac{1}{\sqrt{pT}} \sum_{t=1}^T \sum_{i=1}^p \mathbb{E}[e_{t,ij} \mathbf{F}_t^\top] \right\|^2 \leq c$ .

**Assumption G0. Moments and Central Limit Theorem** There exists a  $c < \infty$  such that for all  $p, q$  and  $T$ :

1. For all row  $i$ ,

$$\mathbb{E} \left\| \frac{1}{\sqrt{pqT}} \sum_{t=1}^T \sum_{l=1}^p \sum_{j=1}^q \mathbf{R}_l \cdot (e_{t,lj} e_{t,ij} - \mathbb{E}[e_{t,lj} e_{t,ij}]) \right\|^2 \leq M.$$

2. The  $k \times k$  matrix satisfies

$$\mathbb{E} \left\| \frac{1}{\sqrt{pqT}} \sum_{t=1}^T \mathbf{R}^\top \mathbf{E}_t \mathbf{C} \mathbf{F}_t^\top \right\|_2^2 \leq c$$

Similarly, the  $r \times r$  matrix satisfies

$$\mathbb{E} \left\| \frac{1}{\sqrt{pqT}} \sum_{t=1}^T \mathbf{F}_t^\top \mathbf{R}^\top \mathbf{E}_t \mathbf{C} \right\|_2^2 \leq c$$

3. For all  $1 \leq t \leq T$ ,

$$\mathbb{E} \left\| \frac{1}{\sqrt{pq}} \mathbf{R} \mathbf{E}_t \mathbf{C}^\top \right\|_2^2 \leq c$$

4. For each row  $i$ , as  $q, T \rightarrow \infty$ ,

$$\frac{1}{\sqrt{qT}} \sum_{t=1}^T \mathbf{F}_t \mathbf{C}^\top \mathbf{e}_{t,i} \xrightarrow{\mathcal{D}} \mathcal{N}(\mathbf{0}, \boldsymbol{\Phi}_{R,i,11}),$$

$$\text{where } \boldsymbol{\Phi}_{R,i,11} = \text{plim}_{q,T \rightarrow \infty} \frac{1}{qT} \sum_{t=1}^T \sum_{s=1}^T \mathbf{F}_t \mathbf{C}^\top \mathbf{e}_{t,i} \mathbf{e}_{s,i}^\top \mathbf{C} \mathbf{F}_s^\top.$$

5. For each column  $j$ , as  $p, T \rightarrow \infty$ ,

$$\frac{1}{\sqrt{pT}} \sum_{t=1}^T \mathbf{F}_t^\top \mathbf{R}^\top \mathbf{e}_{t,j} \xrightarrow{d} \mathcal{N}(\mathbf{0}, \boldsymbol{\Phi}_{C,j,11}),$$

$$\text{where } \boldsymbol{\Phi}_{C,j,11} = \text{plim}_{p,T \rightarrow \infty} \frac{1}{pT} \sum_{t=1}^T \sum_{s=1}^T \mathbf{F}_t^\top \mathbf{R}^\top \mathbf{e}_{t,j} \mathbf{e}_{s,j}^\top \mathbf{R} \mathbf{F}_s.$$

Under the simplified setting, our estimator  $\widehat{\mathbf{R}}(\widehat{\mathbf{C}})$  is then given by the matrix of  $\sqrt{p}$  ( $\sqrt{q}$ ) times the top  $k$  ( $r$ ) eigenvectors of  $\widehat{\mathbf{M}}_R \triangleq \frac{1}{pqT} \sum_{t=1}^T \mathbf{Y}_t \mathbf{Y}_t^\top$  ( $\widehat{\mathbf{M}}_C \triangleq \frac{1}{pqT} \sum_{t=1}^T \mathbf{Y}_t^\top \mathbf{Y}_t$ ) in descending order by corresponding eigenvalues. Recall that some auxiliary matrices  $\mathbf{V}_{R,pqT}$ ,  $\mathbf{V}_{C,pqT}$ ,  $\mathbf{H}_C$  and  $\mathbf{H}_R$  are defined as following.

Let  $\mathbf{V}_{R,pqT} \in \mathbb{R}^{k \times k}$  and  $\mathbf{V}_{C,pqT} \in \mathbb{R}^{r \times r}$  be the diagonal matrices consisting of the first  $k$  and  $r$  largest eigenvalues of  $\frac{1}{pqT} \sum_{t=1}^T \mathbf{Y}_t \mathbf{Y}_t^\top$  and  $\frac{1}{pqT} \sum_{t=1}^T \mathbf{Y}_t^\top \mathbf{Y}_t$  in decreasing order, respectively. By definition of eigenvectors and eigenvalues, we have

$$\begin{aligned} \frac{1}{pqT} \sum_{t=1}^T \mathbf{Y}_t \mathbf{Y}_t^\top \widehat{\mathbf{R}} &= \widehat{\mathbf{R}} \mathbf{V}_{R,pqT}, \quad \text{or} \quad \widehat{\mathbf{R}} = \frac{1}{pqT} \sum_{t=1}^T \mathbf{Y}_t \mathbf{Y}_t^\top \widehat{\mathbf{R}} \mathbf{V}_{R,pqT}^{-1}, \\ \frac{1}{pqT} \sum_{t=1}^T \mathbf{Y}_t^\top \mathbf{Y}_t \widehat{\mathbf{C}} &= \widehat{\mathbf{C}} \mathbf{V}_{C,pqT}, \quad \text{or} \quad \widehat{\mathbf{C}} = \frac{1}{pqT} \sum_{t=1}^T \mathbf{Y}_t^\top \mathbf{Y}_t \widehat{\mathbf{C}} \mathbf{V}_{C,pqT}^{-1}. \end{aligned}$$

Define  $\mathbf{H}_R \in \mathbb{R}^{k \times k}$  and  $\mathbf{H}_C \in \mathbb{R}^{r \times r}$  as

$$\begin{aligned} \mathbf{H}_R &= \frac{1}{pqT} \sum_{t=1}^T \mathbf{F}_t \mathbf{C}^\top \mathbf{C} \mathbf{F}_t^\top \mathbf{R}^\top \widehat{\mathbf{R}} \mathbf{V}_{R,pqT}^{-1} \in \mathbb{R}^{k \times k} \\ \mathbf{H}_C &= \frac{1}{pqT} \sum_{t=1}^T \mathbf{F}_t^\top \mathbf{R}^\top \mathbf{R} \mathbf{F}_t \mathbf{C}^\top \widehat{\mathbf{C}} \mathbf{V}_{C,pqT}^{-1} \in \mathbb{R}^{r \times r}. \end{aligned}$$

Then we have

$$\begin{aligned} \widehat{\mathbf{R}} - \mathbf{R} \mathbf{H}_R &= \frac{1}{pqT} \left( \sum_{t=1}^T \mathbf{Y}_t^\top \widehat{\mathbf{R}} - \mathbf{R} \sum_{t=1}^T \mathbf{F}_t \mathbf{C}^\top \mathbf{C} \mathbf{F}_t^\top \mathbf{R}^\top \widehat{\mathbf{R}} \right) \mathbf{V}_{R,pqT}^{-1} \\ &= \left( \frac{1}{pqT} \sum_{t=1}^T \mathbf{R} \mathbf{F}_t \mathbf{C}^\top \mathbf{E}_t^\top \widehat{\mathbf{R}} + \frac{1}{pqT} \sum_{t=1}^T \mathbf{E}_t \mathbf{C} \mathbf{F}_t^\top \mathbf{R}^\top \widehat{\mathbf{R}} + \frac{1}{pqT} \sum_{t=1}^T \mathbf{E}_t \mathbf{E}_t^\top \widehat{\mathbf{R}} \right) \mathbf{V}_{R,pqT}^{-1}, \end{aligned} \quad (\text{A.1})$$

and

$$\begin{aligned} \widehat{\mathbf{C}} - \mathbf{C} \mathbf{H}_C &= \frac{1}{pqT} \left( \sum_{t=1}^T \mathbf{Y}_t^\top \mathbf{Y}_t \widehat{\mathbf{C}} - \mathbf{C} \sum_{t=1}^T \mathbf{F}_t^\top \mathbf{F}_t \mathbf{C}^\top \widehat{\mathbf{C}} \right) \mathbf{V}_{C,pqT}^{-1} \\ &= \left( \frac{1}{pqT} \sum_{t=1}^T \mathbf{C} \mathbf{F}_t^\top \mathbf{R}^\top \mathbf{E}_t \widehat{\mathbf{C}} + \frac{1}{pqT} \sum_{t=1}^T \mathbf{E}_t^\top \mathbf{R} \mathbf{F}_t \mathbf{C}^\top \widehat{\mathbf{C}} + \frac{1}{pqT} \sum_{t=1}^T \mathbf{E}_t^\top \mathbf{E}_t \widehat{\mathbf{C}} \right) \mathbf{V}_{C,pqT}^{-1} \end{aligned} \quad (\text{A.2})$$

Our objective is to derive the asymptotic normality of  $\widehat{\mathbf{R}}_{i\cdot} - \mathbf{H}_R^\top \mathbf{R}_{i\cdot}$ ,  $(\widehat{\mathbf{C}}_{j\cdot} - \mathbf{H}_C^\top \mathbf{C}_{j\cdot})$  – each row of  $\widehat{\mathbf{R}}$  ( $\widehat{\mathbf{C}}$ ). We now describe the structure of the proofs for  $\widehat{\mathbf{R}}_{i\cdot} - \mathbf{H}_R^\top \mathbf{R}_{i\cdot}$ .

1. In Section A.1, we derive the asymptotic behavior of  $\mathbf{V}_{R,pqT}$ ,  $\mathbf{V}_{C,pqT}$ ,  $\mathbf{H}_C$  and  $\mathbf{H}_R$ .
2. In Section A.2, we derive the asymptotic behavior of  $\widehat{\mathbf{R}}^\top \mathbf{R}/p$  and  $\widehat{\mathbf{C}}^\top \mathbf{C}/q$ .
3. In Section A.4, we derive the asymptotic distributions. The idea is to first bound  $\frac{1}{p} \|\widehat{\mathbf{R}} - \mathbf{R} \mathbf{H}_R\|_F^2$  and then derive asymptotic distribution for each row  $\widehat{\mathbf{R}}_{i\cdot} - \mathbf{H}_R^\top \mathbf{R}_{i\cdot}$  for  $i \in [p]$ . Results for

$\widehat{\mathbf{C}}_j - \mathbf{H}_C^\top \mathbf{C}_j$ , for  $1 \leq j \leq q$  are derived analogously with  $\frac{1}{pqT} \sum_{t=1}^T \mathbf{Y}_t \mathbf{Y}_t^\top$ .

4. In Section A.5, we analyze the convergence rate for  $\widehat{\mathbf{F}}_t$ ,  $1 \leq t \leq T$ .

### A.1 Asymptotic behavior of $\mathbf{V}_{R,pqT}$ , $\mathbf{V}_{C,pqT}$ , $\mathbf{H}_C$ and $\mathbf{H}_R$

In this section, we study the asymptotic behavior of  $\mathbf{V}_{R,pqT}$ ,  $\mathbf{V}_{C,pqT}$ ,  $\mathbf{H}_C$  and  $\mathbf{H}_R$ . The main results of this section include Proposition 1 on the convergence and boundness of  $\mathbf{V}_{R,pqT}$  and  $\mathbf{V}_{C,pqT}$  and Proposition 2 on the boundness of  $\mathbf{H}_C$  and  $\mathbf{H}_R$ . Technical lemmas used in the proof are presented later in Section A.1.1.

**Proposition 1.** *Under assumptions A – F, as  $p, q, T \rightarrow \infty$ :*

$$\begin{aligned} \mathbf{V}_{R,pqT} &= \frac{1}{p} \widehat{\mathbf{R}}^\top \left( \frac{1}{pqT} \sum_{t=1}^T \mathbf{Y}_t \mathbf{Y}_t^\top \right) \widehat{\mathbf{R}} \\ &= \frac{1}{p} \widehat{\mathbf{R}}^\top \mathbf{R} \left( \frac{1}{qT} \sum_{t=1}^{qT} \mathbf{F}_t \mathbf{C}^\top \mathbf{C} \mathbf{F}_t^\top \right) \frac{1}{p} \mathbf{R}^\top \widehat{\mathbf{R}} + o_p(1) \\ &\rightarrow \mathbf{V}_R, \\ \mathbf{V}_{C,pqT} &= \frac{1}{p} \widehat{\mathbf{C}}^\top \left( \frac{1}{pqT} \sum_{t=1}^T \mathbf{Y}_t^\top \mathbf{Y}_t \right) \widehat{\mathbf{C}} \\ &= \frac{1}{p} \widehat{\mathbf{C}}^\top \mathbf{C} \left( \frac{1}{qT} \sum_{t=1}^{qT} \mathbf{F}_t^\top \mathbf{C}^\top \mathbf{C} \mathbf{F}_t \right) \frac{1}{p} \mathbf{C}^\top \widehat{\mathbf{C}} + o_p(1) \\ &\rightarrow \mathbf{V}_C, \end{aligned}$$

$\|\mathbf{V}_{R,pqT}\|_2 = O_p(1)$  and  $\|\mathbf{V}_{R,pqT}^{-1}\|_2 = O_p(1)$ , where  $\mathbf{V}_R$  is the diagonal matrix consisting of the eigenvalues of  $\Sigma_{FC}^{1/2} \mathbf{\Omega}_R \Sigma_{FC}^{1/2}$  and  $\mathbf{V}_C$  is the diagonal matrix consisting of the eigenvalues of  $\Sigma_{FR}^{1/2} \mathbf{\Omega}_C \Sigma_{FR}^{1/2}$ . Covariance  $\Sigma_{FC}$  and  $\Sigma_{FR}$  are defined in Proposition 3. Matrices  $\mathbf{\Omega}_R$  and  $\mathbf{\Omega}_C$  are defined in Assumption C.

*Proof.* From  $\frac{1}{pqT} \sum_{t=1}^T \mathbf{Y}_t \mathbf{Y}_t^\top \widehat{\mathbf{R}} = \widehat{\mathbf{R}} \mathbf{V}_{R,pqT}$  and  $\frac{1}{p} \widehat{\mathbf{R}}^\top \widehat{\mathbf{R}} = \mathbf{I}_k$ , we have

$$\mathbf{V}_{R,pqT} = \frac{1}{p} \widehat{\mathbf{R}}^\top \left( \frac{1}{pqT} \sum_{t=1}^T \mathbf{Y}_t^\top \mathbf{Y}_t \right) \widehat{\mathbf{R}}$$

$\mathbf{V}_{R,pqT}$  is the  $k \times k$  diagonal matrix of the first  $k$  largest eigenvalues of  $\widehat{\mathbf{M}}_R \triangleq \frac{1}{pqT} \sum_{t=1}^T \mathbf{Y}_t \mathbf{Y}_t^\top$  in decreasing order. By definition of  $\widehat{\mathbf{M}}_R$ , we have

$$\widehat{\mathbf{M}}_R = \frac{1}{pqT} \mathbf{R} \sum_{t=1}^T \mathbf{F}_t \mathbf{C}^\top \mathbf{C} \mathbf{F}_t^\top \mathbf{R}^\top + \frac{1}{pqT} \sum_{t=1}^T \mathbf{R} \mathbf{F}_t \mathbf{C}^\top \mathbf{E}_t^\top + \frac{1}{pqT} \sum_{t=1}^T \mathbf{E}_t \mathbf{C} \mathbf{F}_t^\top \mathbf{R}^\top + \frac{1}{pqT} \sum_{t=1}^T \mathbf{E}_t \mathbf{E}_t^\top$$

Applying Lemma 2, we have

$$\begin{aligned}\left\|\frac{1}{pqT} \sum_{t=1}^T \mathbf{R} \mathbf{F}_t \mathbf{C}^\top \mathbf{E}_t^\top\right\| &\leq \frac{1}{pqT} \|\mathbf{R}\| \left\|\sum_{t=1}^T \mathbf{F}_t \mathbf{C}^\top \mathbf{E}_t^\top\right\|_F = O_p\left(\frac{1}{\sqrt{qT}}\right), \\ \left\|\frac{1}{pqT} \sum_{t=1}^T \mathbf{E}_t \mathbf{C} \mathbf{F}_t^\top \mathbf{R}^\top\right\| &\leq \frac{1}{pqT} \|\mathbf{R}\| \left\|\sum_{t=1}^T \mathbf{E}_t \mathbf{C} \mathbf{F}_t^\top\right\|_F = O_p\left(\frac{1}{\sqrt{qT}}\right), \\ \left\|\frac{1}{pqT} \sum_{t=1}^T \mathbf{E}_t \mathbf{E}_t^\top\right\| &\leq \frac{1}{pqT} \left\|\sum_{t=1}^T \mathbf{E}_t \mathbf{E}_t^\top\right\|_F = O_p\left(\frac{1}{\sqrt{p}} + \frac{1}{\sqrt{qT}}\right).\end{aligned}$$

Then,

$$\left\|\widehat{\mathbf{M}}_R - \frac{1}{pqT} \mathbf{R} \sum_{t=1}^T \mathbf{F}_t \mathbf{C}^\top \mathbf{C} \mathbf{F}_t^\top \mathbf{R}^\top\right\| = O_p\left(\frac{1}{\delta_{pqT}}\right),$$

where  $\delta_{pqT} = 1/\min\{\sqrt{p}, \sqrt{qT}\}$ . We also have

$$\left\|\frac{1}{pqT} \mathbf{R} \sum_{t=1}^T \mathbf{F}_t \mathbf{C}^\top \mathbf{C} \mathbf{F}_t^\top \mathbf{R}^\top - \mathbb{E}\left[\frac{1}{pqT} \mathbf{R} \sum_{t=1}^T \mathbf{F}_t \mathbf{C}^\top \mathbf{C} \mathbf{F}_t^\top \mathbf{R}^\top\right]\right\| = O_p\left(\frac{1}{\sqrt{qT}}\right).$$

Together, we have

$$\left\|\widehat{\mathbf{M}}_R - \mathbb{E}\left[\frac{1}{pqT} \mathbf{R} \sum_{t=1}^T \mathbf{F}_t \mathbf{C}^\top \mathbf{C} \mathbf{F}_t^\top \mathbf{R}^\top\right]\right\| = O_p\left(\frac{1}{\delta_{pqT}}\right).$$

Using the inequality that for the  $i$ -th eigenvalue,  $|\lambda_i(\widehat{\mathbf{A}}) - \lambda_i(\mathbf{A})| \leq \|\widehat{\mathbf{A}} - \mathbf{A}\|_2$ , we have

$$|V_{R,pqT,i} - V_{R,i}| = O_p\left(\frac{1}{\delta_{pqT}}\right), \quad \text{for } 1 \leq i \leq k,$$

and  $\mathbf{V}_{R,pqT} \rightarrow \mathbf{V}_R$ . Further we have the first  $k$  eigenvalues of  $\frac{1}{pqT} \mathbf{R} \sum_{t=1}^T \mathbf{F}_t \mathbf{C}^\top \mathbf{C} \mathbf{F}_t^\top \mathbf{R}^\top$  are bounded away from both zero and infinity. Thus,  $\|\mathbf{V}_{R,pqT}\|_2 = O_p(1)$  and  $\|\mathbf{V}_{R,pqT}^{-1}\|_2 = O_p(1)$ . Results for  $\mathbf{V}_{C,pqT}$  are obtained in a similar fashion.  $\square$

**Proposition 2.** Under assumptions A – F, as  $p, q, T \rightarrow \infty$ :

$$\|\mathbf{H}_R\| = O_p(1), \quad \text{and} \quad \|\mathbf{H}_C\| = O_p(1).$$

*Proof.* Applying results from Proposition 1 and Lemma 2 in Section A.1.1, we obtain

$$\begin{aligned}\|\mathbf{H}_R\| &= \left\| \frac{1}{pqT} \sum_{t=1}^T \mathbf{F}_t \mathbf{C}^\top \mathbf{C} \mathbf{F}_t^\top \mathbf{R}^\top \widehat{\mathbf{R}} \mathbf{V}_{R,pqT}^{-1} \right\| = O_p(1), \\ \|\mathbf{H}_C\| &= \left\| \frac{1}{pqT} \sum_{t=1}^T \mathbf{F}_t^\top \mathbf{R}^\top \mathbf{R} \mathbf{F}_t \mathbf{C}^\top \widehat{\mathbf{C}} \mathbf{V}_{C,pqT}^{-1} \right\| = O_p(1).\end{aligned}$$

□

### A.1.1 Technical lemmas

**Lemma 1.** Let  $e_{t,ij}$  denote the  $ij$ -th entry of  $\mathbf{E}_t$ . Under  $\alpha$ -mixing condition A and Assumption D.3, for any  $i, l \in [p]$  and  $j, h \in [q]$ , we have

(i)

$$\begin{aligned}\left| \frac{1}{qT} \sum_{t=1}^T \sum_{j=1}^q (e_{t,ij} e_{t,lj} - \mathbb{E}[e_{t,ij} e_{t,lj}]) \right| &= O_p\left(\frac{1}{\sqrt{qT}}\right), \\ \left| \frac{1}{pT} \sum_{t=1}^T \sum_{i=1}^p (e_{t,ij} e_{t,ih} - \mathbb{E}[e_{t,ij} e_{t,ih}]) \right| &= O_p\left(\frac{1}{\sqrt{pT}}\right).\end{aligned}$$

(ii)

$$\begin{aligned}\left\| \frac{1}{pqT} \sum_{t=1}^T \mathbf{E}_t \mathbf{E}_t^\top - \frac{1}{pqT} \mathbb{E} \left[ \sum_{t=1}^T \mathbf{E}_t \mathbf{E}_t^\top \right] \right\|_F &= O_p\left(\frac{1}{\sqrt{qT}}\right), \\ \left\| \frac{1}{pqT} \sum_{t=1}^T \mathbf{E}_t^\top \mathbf{E}_t - \frac{1}{pqT} \mathbb{E} \left[ \sum_{t=1}^T \mathbf{E}_t^\top \mathbf{E}_t \right] \right\|_F &= O_p\left(\frac{1}{\sqrt{pT}}\right).\end{aligned}$$

*Proof.* (i) By Davydov's inequality (Corollary 16.2.4 in Athreya and Lahiri (2006)), there is a constant  $C > 0$ , for all  $i, l \in [p]$ ,  $j, h \in [q]$ , and  $s, t \in [T]$ ,  $\left| \text{Cov}[e_{t,ij} e_{t,lh}, e_{s,ij} e_{s,lh}] \right| \leq C\alpha(|t-s|)^{1-2/\gamma}$ . Under  $\alpha$ -mixing condition A,  $\sum_{h>1} \alpha(h)^{1-2/\gamma} \leq \infty$ . In addition with Assumption D.3, we

have, for row  $i$  and  $l$ ,

$$\begin{aligned}
& \mathbb{E} \left[ \frac{1}{qT} \sum_{t=1}^T \sum_{j=1}^q (e_{t,ij}e_{t,lj} - \mathbb{E}[e_{t,ij}e_{t,lj}]) \right]^2 \\
&= \frac{1}{q^2T^2} \left( \sum_{t=1}^T \sum_{j=1}^q \mathbb{E}[(e_{t,ij}e_{t,lj} - \mathbb{E}[e_{t,ij}e_{t,lj}])(e_{t,ij}e_{t,lj} - \mathbb{E}[e_{t,ij}e_{t,lj}])] \right) \\
&+ \frac{1}{q^2T^2} \left( \sum_{t \neq s} \sum_{j=1}^q \mathbb{E}[(e_{t,ij}e_{t,lj} - \mathbb{E}[e_{t,ij}e_{t,lj}])(e_{s,ij}e_{s,lj} - \mathbb{E}[e_{s,ij}e_{s,lj}])] \right) \\
&+ \frac{1}{q^2T^2} \left( \sum_{t=1}^T \sum_{j \neq h} \mathbb{E}[(e_{t,ij}e_{t,lj} - \mathbb{E}[e_{t,ij}e_{t,lj}])(e_{t,ih}e_{t,lh} - \mathbb{E}[e_{t,ih}e_{t,lh}])] \right) \\
&+ \frac{1}{q^2T^2} \left( \sum_{t \neq s} \sum_{j \neq h} \mathbb{E}[(e_{t,ij}e_{t,lj} - \mathbb{E}[e_{t,ij}e_{t,lj}])(e_{s,ih}e_{s,lh} - \mathbb{E}[e_{s,ih}e_{s,lh}])] \right) \\
&= O\left(\frac{1}{qT} + \frac{1}{qT^2} + \frac{1}{q^2T} + \frac{1}{q^2T^2}\right) \\
&= O\left(\frac{1}{qT}\right).
\end{aligned}$$

Similarly for columns  $j$  and  $h$ , we have

$$\mathbb{E} \left[ \frac{1}{pT} \sum_{t=1}^T \sum_{i=1}^p (e_{t,ij}e_{t,ih} - \mathbb{E}[e_{t,ij}e_{t,ih}]) \right]^2 = O\left(\frac{1}{pT}\right).$$

Then, from Markov inequality, we obtain the desired results.

(ii) We have

$$\begin{aligned}
& \mathbb{E} \left[ \left\| \frac{1}{pqT} \sum_{t=1}^T \mathbf{E}_t \mathbf{E}_t^\top - \frac{1}{pqT} \mathbb{E} \left[ \sum_{t=1}^T \mathbf{E}_t \mathbf{E}_t^\top \right] \right\|_F^2 \right] \\
&= \mathbb{E} \left[ \frac{1}{p^2} \sum_{i=1}^p \sum_{l=1}^p \left( \frac{1}{qT} \sum_{t=1}^T \sum_{j=1}^q e_{t,ij}e_{t,lj} - \mathbb{E}[e_{t,ij}e_{t,lj}] \right)^2 \right] \\
&= O\left(\frac{1}{qT}\right).
\end{aligned}$$

Similarly,

$$\mathbb{E} \left[ \left\| \frac{1}{pqT} \sum_{t=1}^T \mathbf{E}_t^\top \mathbf{E}_t - \frac{1}{pqT} \mathbb{E} \left[ \sum_{t=1}^T \mathbf{E}_t^\top \mathbf{E}_t \right] \right\|_F^2 \right] = O\left(\frac{1}{pT}\right)$$

Then, the result follows from Markov inequality.  $\square$

**Lemma 2.** Under Assumptions A, D, and F, we have

$$\begin{aligned}\left\|\sum_{t=1}^T \mathbf{F}_t \mathbf{C}^\top \mathbf{E}_t^\top\right\|_F^2 &= \left\|\sum_{t=1}^T \mathbf{E}_t \mathbf{C} \mathbf{F}_t^\top\right\|_F^2 = O_p(pqT) \\ \left\|\sum_{t=1}^T \mathbf{E}_t \mathbf{E}_t^\top\right\|_F^2 &= O_p(p^2qT) + O_p(pq^2T^2)\end{aligned}$$

*Proof.* We have  $\mathbf{F}_t \mathbf{C}^\top \mathbf{E}_t^\top = (\mathbf{E}_t \mathbf{C} \mathbf{F}_t^\top)^\top$ , so their Frobenius norms are the same. Expanding each terms, we have

$$\begin{aligned}\left\|\sum_{t=1}^T \mathbf{F}_t \mathbf{C}^\top \mathbf{E}_t^\top\right\|_F^2 &= \left\|\sum_{t=1}^T \sum_{j=1}^q \mathbf{F}_t \mathbf{C}_j \mathbf{E}_{t,j}^\top\right\|_F^2 = qT \left\|\frac{1}{\sqrt{qT}} \sum_{t=1}^T \sum_{j=1}^q (\mathbf{e}_{t,j} \otimes \mathbf{F}_t) \mathbf{C}_j\right\|^2 \\ &= qT \sum_{i=1}^p \left\|\frac{1}{\sqrt{qT}} \sum_{t=1}^T \sum_{j=1}^q e_{t,ij} \mathbf{F}_t \mathbf{C}_j\right\|^2 \\ &\leq qT \sum_{i=1}^p \left\|\frac{1}{\sqrt{qT}} \sum_{t=1}^T \sum_{j=1}^q [e_{t,ij} \mathbf{F}_t - \mathbb{E}[e_{t,ij} \mathbf{F}_t]] \mathbf{C}_j\right\|^2 \\ &\quad + qT \sum_{i=1}^p \left\|\frac{1}{\sqrt{qT}} \sum_{t=1}^T \sum_{j=1}^q \mathbb{E}[e_{t,ij} \mathbf{F}_t] \mathbf{C}_j\right\|^2 \\ &= O_p(pqT),\end{aligned}$$

where the last equality follows from Assumption F and the fact that  $\mathbf{C}_j \in \mathbb{R}^r$  and  $\mathbf{F}_t$  are of fixed dimensions.

$$\begin{aligned}\left\|\sum_{t=1}^T \mathbf{E}_t \mathbf{E}_t^\top\right\|_F^2 &= \left\|\sqrt{qT} \frac{\sum_{t=1}^T \sum_{j=1}^q \mathbf{E}_{t,j} \mathbf{E}_{t,j}^\top}{\sqrt{qT}}\right\|_F^2 \\ &= qT \sum_{i=1}^p \sum_{l=1}^p \left\|\frac{\sum_{t=1}^T \sum_{j=1}^q e_{t,ij} e_{t,lj}}{\sqrt{qT}}\right\|^2 \\ &\leq p^2qT \cdot \frac{1}{p^2} \sum_{i=1}^p \sum_{l=1}^p \left\|\frac{1}{\sqrt{qT}} \sum_{t=1}^T \sum_{j=1}^q (e_{t,ij} e_{t,lj} - \mathbb{E}[e_{t,ij} e_{t,lj}])\right\|^2 \\ &\quad + pq^2T^2 \cdot \frac{1}{p} \sum_{i=1}^p \sum_{l=1}^p \left\|\mathbb{E}\left[\frac{\sum_{t=1}^T \sum_{j=1}^q e_{t,ij} e_{t,lj}}{qT}\right]\right\|^2 \\ &= O_p(p^2qT) + O_p(pq^2T^2),\end{aligned}$$

where the last equality follows from Assumptions D.2 and Lemma 1. □



## A.2 Asymptotic behavior of $\widehat{\mathbf{R}}^\top \mathbf{R}/p$ and $\widehat{\mathbf{C}}^\top \mathbf{C}/q$

In the following analysis, we use the fact that for positive definite matrices  $\mathbf{A}$  and  $\mathbf{B}$ , the eigenvalues of  $\mathbf{AB}$ ,  $\mathbf{BA}$  and  $\mathbf{A}^{1/2}\mathbf{BA}^{1/2}$  are the same.

**Proposition 3.** *Under Assumptions A – F,*

$$\text{plim}_{p,q,T \rightarrow \infty} \frac{\widehat{\mathbf{R}}^\top \mathbf{R}}{p} = \mathbf{Q}_R, \quad \text{and} \quad \text{plim}_{p,q,T \rightarrow \infty} \frac{\widehat{\mathbf{C}}^\top \mathbf{C}}{q} = \mathbf{Q}_C.$$

The matrix  $\mathbf{Q}_R \in \mathbb{R}^{k \times k}$  and  $\mathbf{Q}_C \in \mathbb{R}^{r \times r}$  are given, respectively, by

$$\mathbf{Q}_R = \mathbf{V}_R^{1/2} \boldsymbol{\Psi}_R^\top \boldsymbol{\Sigma}_{FC}^{-1/2} \quad \text{and} \quad \mathbf{Q}_C = \mathbf{V}_C^{1/2} \boldsymbol{\Psi}_C^\top \boldsymbol{\Sigma}_{FR}^{-1/2},$$

where  $\boldsymbol{\Sigma}_{FC} = \mathbb{E}[\mathbf{F}_t \frac{\mathbf{C}^\top \mathbf{C}}{q} \mathbf{F}_t^\top]$ ,  $\boldsymbol{\Sigma}_{FR} = \mathbb{E}[\mathbf{F}_t^\top \frac{\mathbf{R}^\top \mathbf{R}}{p} \mathbf{F}_t]$ ,  $\mathbf{V}_R$  ( $\mathbf{V}_C$ ) is a diagonal matrix with diagonal entries being the the eigenvalues of  $\boldsymbol{\Sigma}_{FC}^{1/2} \boldsymbol{\Omega}_R \boldsymbol{\Sigma}_{FC}^{1/2}$  ( $\boldsymbol{\Sigma}_{FR}^{1/2} \boldsymbol{\Omega}_C \boldsymbol{\Sigma}_{FR}^{1/2}$ ) in decreasing order,  $\boldsymbol{\Psi}_R$  ( $\boldsymbol{\Psi}_C$ ) is the corresponding eigenvector matrix such that  $\boldsymbol{\Psi}_R^\top \boldsymbol{\Psi}_R = \mathbf{I}$  ( $\boldsymbol{\Psi}_C^\top \boldsymbol{\Psi}_C = \mathbf{I}$ ), and  $\boldsymbol{\Omega}_R$  ( $\boldsymbol{\Omega}_C$ ) is defined in Assumption C.

*Proof.* Let  $\mathbf{X}_t = \mathbf{F}_t \mathbf{C}^\top$ , multiply the identify  $\frac{1}{pqT} \sum_{t=1}^T \mathbf{Y}_t \mathbf{Y}_t^\top \widehat{\mathbf{R}} = \widehat{\mathbf{R}} \mathbf{V}_{R,pqT}$  on both sides by  $\frac{1}{p} \left( \frac{1}{qT} \sum_{t=1}^{qT} \mathbf{X}_t \mathbf{X}_t^\top \right)^{1/2} \mathbf{R}^\top$  to obtain:

$$\frac{1}{p} \left( \frac{1}{qT} \sum_{t=1}^{qT} \mathbf{X}_t \mathbf{X}_t^\top \right)^{1/2} \mathbf{R}^\top \frac{1}{pqT} \sum_{t=1}^T \mathbf{Y}_t \mathbf{Y}_t^\top \widehat{\mathbf{R}} = \left( \frac{1}{qT} \sum_{t=1}^{qT} \mathbf{X}_t \mathbf{X}_t^\top \right)^{1/2} \frac{\mathbf{R}^\top \widehat{\mathbf{R}}}{p} \mathbf{V}_{R,pqT}.$$

Expanding  $\mathbf{Y}_t \mathbf{Y}_t^\top$  with  $\mathbf{Y}_t = \mathbf{R} \mathbf{F}_t \mathbf{C}^\top + \mathbf{E}_t$ , we can rewrite the above as

$$\left( \frac{1}{qT} \sum_{t=1}^{qT} \mathbf{X}_t \mathbf{X}_t^\top \right)^{1/2} \frac{\mathbf{R}^\top \widehat{\mathbf{R}}}{p} \mathbf{V}_{R,pqT} = \left( \frac{1}{qT} \sum_{t=1}^{qT} \mathbf{X}_t \mathbf{X}_t^\top \right)^{1/2} \frac{\mathbf{R}^\top \mathbf{R}}{p} \left( \frac{1}{qT} \sum_{t=1}^{qT} \mathbf{X}_t \mathbf{X}_t^\top \right) \frac{\mathbf{R}^\top \widehat{\mathbf{R}}}{p} + d_{pqT}, \quad (\text{A.3})$$

where

$$\begin{aligned} d_{pqT} &= \left( \frac{1}{qT} \sum_{t=1}^{qT} \mathbf{X}_t \mathbf{X}_t^\top \right)^{1/2} \left[ \frac{\mathbf{R}^\top \mathbf{R}}{p} \cdot \frac{1}{pqT} \sum_{t=1}^{qT} \mathbf{F}_t \mathbf{C}^\top \mathbf{E}_t \widehat{\mathbf{R}} + \frac{1}{pqT} \sum_{t=1}^{qT} \mathbf{R}^\top \mathbf{E}_t \mathbf{C} \mathbf{F}_t^\top \frac{\mathbf{R}^\top \widehat{\mathbf{R}}}{p} \right. \\ &\quad \left. + \frac{1}{p^2 qT} \sum_{t=1}^{qT} \mathbf{R}^\top \mathbf{E}_t \mathbf{E}_t^\top \widehat{\mathbf{R}} \right] \\ &= o_p(1). \end{aligned}$$

The second equation is implied by Lemma 2. Let

$$\begin{aligned}\mathbf{A}_{pqT} &= \left( \frac{1}{qT} \sum_{t=1}^{qT} \mathbf{x}_t \mathbf{x}_t^\top \right)^{1/2} \frac{\mathbf{R}^\top \mathbf{R}}{p} \left( \frac{1}{qT} \sum_{t=1}^{qT} \mathbf{x}_t \mathbf{x}_t^\top \right)^{1/2}, \\ \mathbf{B}_{pqT} &= \left( \frac{1}{qT} \sum_{t=1}^{qT} \mathbf{x}_t \mathbf{x}_t^\top \right)^{1/2} \frac{\mathbf{R}^\top \widehat{\mathbf{R}}}{p},\end{aligned}$$

we rewrite equation (A.3) as

$$\mathbf{B}_{pqT} \mathbf{V}_{R,pqT} = (\mathbf{A}_{pqT} + d_{pqT} \mathbf{B}_{pqT}^{-1}) \mathbf{B}_{pqT}.$$

Let  $\mathbf{V}_{R,pqT}^*$  be a diagonal matrix consisting of the diagonal elements of  $\mathbf{B}_{pqT}^\top \mathbf{B}_{pqT}$ . Denote  $\boldsymbol{\Psi}_{R,pqT} = \mathbf{B}_{pqT} \mathbf{V}_{R,pqT}^*{}^{-1/2}$ . Then  $\|\boldsymbol{\Psi}_{R,pqT}\| = 1$  and

$$\boldsymbol{\Psi}_{R,pqT} \mathbf{V}_{R,pqT} = (\mathbf{A}_{pqT} + d_{pqT} \mathbf{B}_{pqT}^{-1}) \boldsymbol{\Psi}_{R,pqT},$$

that is, each column of  $\boldsymbol{\Psi}_{R,pqT}$  is an eigenvector of  $\mathbf{A}_{pqT} + d_{pqT} \mathbf{B}_{pqT}^{-1}$ .

From Assumption B and C, we have

$$\begin{aligned}\mathbf{A}_{pqT} &\xrightarrow{p} \Sigma_{FC}^{1/2} \boldsymbol{\Omega}_R \Sigma_{FC}^{1/2} \\ d_{pqT} \mathbf{B}_{pqT}^{-1} &= o_p(1), \quad \text{and} \\ \boldsymbol{\Psi}_{R,pqT} &\xrightarrow{p} \boldsymbol{\Psi}_R,\end{aligned}$$

where  $\boldsymbol{\Psi}_R$  is the eigenvector matrix of  $\Sigma_{FC}^{1/2} \boldsymbol{\Omega}_R \Sigma_{FC}^{1/2}$ .

From Proposition 1, we have  $\mathbf{V}_{R,pqT} \rightarrow \mathbf{V}_R$  where  $\mathbf{V}_R$  is the diagonal matrix consisting of the eigenvalues of  $\Sigma_{FC}^{1/2} \boldsymbol{\Omega}_R \Sigma_{FC}^{1/2}$ . Thus,

$$\frac{\mathbf{R}^\top \widehat{\mathbf{R}}}{p} = \left( \frac{1}{qT} \sum_{t=1}^{qT} \mathbf{x}_t \mathbf{x}_t^\top \right)^{-1/2} \boldsymbol{\Psi}_{R,pqT} \mathbf{V}_{R,pqT}^*{}^{1/2} \xrightarrow{p} \Sigma_{FC}^{-1/2} \boldsymbol{\Psi}_R \mathbf{V}_R^{1/2}.$$

□

### A.3 Theorem 1: $\widehat{\mathbf{R}}$ and $\widehat{\mathbf{C}}$ converge in Frobenius and $\ell_2$ -norm

#### Proof of Theorem 1

*Proof.* Consider each term in equation (A.1), we have

$$\begin{aligned}\frac{1}{p^3 q^2 T^2} \left\| \sum_{t=1}^T \mathbf{R} \mathbf{F}_t \mathbf{C}^\top \mathbf{E}_t^\top \widehat{\mathbf{R}} \right\|_F^2 &\leq \frac{1}{p^3 q^2 T^2} \|\mathbf{R}\|_F^2 \left\| \sum_{t=1}^T \mathbf{F}_t \mathbf{C}^\top \mathbf{E}_t^\top \right\|_F^2 \|\widehat{\mathbf{R}}\|_F^2 = \mathcal{O}_p\left(\frac{1}{qT}\right), \\ \frac{1}{p^3 q^2 T^2} \left\| \sum_{t=1}^T \mathbf{E}_t \mathbf{C} \mathbf{F}_t^\top \mathbf{R}^\top \widehat{\mathbf{R}} \right\|_F^2 &\leq \frac{1}{p^3 q^2 T^2} \left\| \sum_{t=1}^T \mathbf{E}_t \mathbf{C} \mathbf{F}_t^\top \right\|_F^2 \|\mathbf{R}^\top\|_F^2 \|\widehat{\mathbf{R}}\|_F^2 = \mathcal{O}_p\left(\frac{1}{qT}\right), \\ \frac{1}{p^3 q^2 T^2} \left\| \sum_{t=1}^T \mathbf{E}_t \mathbf{E}_t^\top \widehat{\mathbf{R}} \right\|_F^2 &\leq \frac{1}{p^3 q^2 T^2} \left\| \sum_{t=1}^T \mathbf{E}_t \mathbf{E}_t^\top \right\|_F^2 \|\widehat{\mathbf{R}}\|_F^2 = \mathcal{O}_p\left(\frac{1}{qT}\right) + \mathcal{O}_p\left(\frac{1}{p}\right),\end{aligned}$$

where the last equality of each equation results from Lemma 2. Combing them together, we have

$$\frac{1}{p} \|\widehat{\mathbf{R}} - \mathbf{R} \mathbf{H}_R\|_F^2 = \mathcal{O}_p\left(\frac{1}{p} + \frac{1}{qT}\right).$$

Result for  $\widehat{\mathbf{C}}$  is derived from equation (A.2) in a similar fashion. Note that

$$\frac{1}{k} \|\widehat{\mathbf{R}} - \mathbf{R} \mathbf{H}_R\|_F^2 \leq \|\widehat{\mathbf{R}} - \mathbf{R} \mathbf{H}_R\|^2 \leq \|\widehat{\mathbf{R}} - \mathbf{R} \mathbf{H}_R\|_F^2.$$

We also have

$$\frac{1}{p} \|\widehat{\mathbf{R}} - \mathbf{R} \mathbf{H}_R\|^2 = \mathcal{O}_p\left(\frac{1}{\min\{p, qT\}}\right), \quad \frac{1}{q} \|\widehat{\mathbf{C}} - \mathbf{C} \mathbf{H}_C\|^2 = \mathcal{O}_p\left(\frac{1}{\min\{q, pT\}}\right).$$

□

#### A.4 Theorem 2: Asymptotic distribution of $\widehat{\mathbf{R}}_{i\cdot} - \mathbf{H}_R^\top \mathbf{R}_{i\cdot}$ .

We make use of the following equality for each row of equation (A.1): for each row vector  $\mathbf{R}_{i\cdot} \in \mathbb{R}^k$ ,  $i \in [p]$ , we have

$$\begin{aligned}\widehat{\mathbf{R}}_{i\cdot} - \mathbf{H}_R^\top \mathbf{R}_{i\cdot} &= \mathbf{V}_{R,pqT}^{-1} \left( \frac{1}{pqT} \sum_{t=1}^T \widehat{\mathbf{R}}^\top \mathbf{E}_t \mathbf{C} \mathbf{F}_t^\top \mathbf{R}_{i\cdot} + \frac{1}{pqT} \sum_{t=1}^T \widehat{\mathbf{R}}^\top \mathbf{R} \mathbf{F}_t \mathbf{C}^\top \mathbf{E}_{t,i\cdot} + \frac{1}{pqT} \sum_{t=1}^T \widehat{\mathbf{R}}^\top \mathbf{E}_t \mathbf{E}_{t,i\cdot} \right) \\ &= \mathbf{V}_{R,pqT}^{-1} (\text{I} + \text{II} + \text{III}).\end{aligned}\tag{A.4}$$

In the following proofs, we let  $\delta_{pqT} = \min\{\sqrt{p}, \sqrt{qT}\}$  and  $\gamma_{pqT} = \min\{\sqrt{q}, \sqrt{pT}\}$ . The following Lemma 3 gives convergence rate for each term in (A.4).

**Lemma 3.** *Under Assumptions A-F, we have*

$$\begin{aligned}(a) \quad &\frac{1}{pqT} \sum_{t=1}^T \widehat{\mathbf{R}}^\top \mathbf{E}_t \mathbf{C} \mathbf{F}_t^\top \mathbf{R}_{i\cdot} = \mathcal{O}_p\left(\frac{1}{\delta_{pqT} \sqrt{qT}}\right), \\ (b) \quad &\frac{1}{pqT} \sum_{t=1}^T \widehat{\mathbf{R}}^\top \mathbf{R} \mathbf{F}_t \mathbf{C}^\top \mathbf{E}_{t,i\cdot} = \mathcal{O}_p\left(\frac{1}{\sqrt{qT}}\right)\end{aligned}$$

$$(c) \quad \frac{1}{pqT} \sum_{t=1}^T \widehat{\mathbf{R}}^\top \mathbf{E}_t \mathbf{E}_{t,i} = \mathcal{O}_p\left(\frac{1}{\delta_{pqT} \sqrt{qT}}\right) + \mathcal{O}_p\left(\frac{1}{\delta_{pqT} \sqrt{p}}\right)$$

*Proof.* (a)

$$\begin{aligned} \mathbf{I} &= \frac{1}{pqT} \sum_{t=1}^T \widehat{\mathbf{R}}^\top \mathbf{E}_t \mathbf{C} \mathbf{F}_t^\top \mathbf{R}_i = \frac{1}{pqT} \sum_{t=1}^T \sum_{l=1}^p \sum_{j=1}^q \widehat{\mathbf{R}}_{l \cdot} e_{t,lj} \mathbf{C}_{j \cdot}^\top \mathbf{F}_t^\top \mathbf{R}_i \\ &= \frac{1}{pqT} \sum_{t=1}^T \sum_{l=1}^p \sum_{j=1}^q (\widehat{\mathbf{R}}_{l \cdot} - \mathbf{H}_R^\top \mathbf{R}_{l \cdot}) e_{t,lj} \mathbf{C}_{j \cdot}^\top \mathbf{F}_t^\top \mathbf{R}_i + \mathbf{H}_R^\top \frac{1}{pqT} \sum_{t=1}^T \sum_{l=1}^p \sum_{j=1}^q \mathbf{R}_{l \cdot} e_{t,lj} \mathbf{C}_{j \cdot}^\top \mathbf{F}_t^\top \mathbf{R}_i \\ &= \mathbf{I}_1 + \mathbf{I}_2. \end{aligned}$$

We bound each term as follows.

$$\begin{aligned} \|\mathbf{I}_1\| &= \left\| \frac{1}{pqT} \sum_{t=1}^T \sum_{l=1}^p \sum_{j=1}^q (\widehat{\mathbf{R}}_{l \cdot} - \mathbf{H}_R^\top \mathbf{R}_{l \cdot}) \mathbf{C}_{j \cdot}^\top e_{t,lj} \mathbf{F}_t^\top \mathbf{R}_i \right\| \\ &\leq \frac{1}{\sqrt{qT}} \left( \frac{1}{p} \sum_{l=1}^p \|\widehat{\mathbf{R}}_{l \cdot} - \mathbf{H}_R^\top \mathbf{R}_{l \cdot}\|^2 \right)^{1/2} \left( \frac{1}{p} \sum_{l=1}^p \left\| \frac{1}{\sqrt{qT}} \sum_{t=1}^T \sum_{j=1}^q e_{t,lj} \mathbf{C}_{j \cdot}^\top \mathbf{F}_t^\top \right\|^2 \right)^{1/2} \|\mathbf{R}_i\| \\ &= \frac{1}{\sqrt{qT}} \cdot \mathcal{O}_p\left(\frac{1}{\delta_{pqT}}\right) \cdot \mathcal{O}_p(1), \end{aligned}$$

where the last equality results from by Assumption [F](#).

$$\|\mathbf{I}_2\| = \frac{1}{\sqrt{pqT}} \left\| \mathbf{H}_R^\top \left( \frac{1}{\sqrt{pqT}} \sum_{t=1}^T \sum_{l=1}^p \sum_{j=1}^q \mathbf{R}_{l \cdot} e_{t,lj} \mathbf{C}_{j \cdot}^\top \mathbf{F}_t^\top \right) \mathbf{R}_i \right\| = \mathcal{O}_p\left(\frac{1}{\sqrt{pqT}}\right).$$

where the last equality results from by Assumption [G.1](#).

(b)

$$\begin{aligned} \mathbf{II} &= \frac{1}{pqT} \sum_{t=1}^T \widehat{\mathbf{R}}^\top \mathbf{R} \mathbf{F}_t \mathbf{C}^\top \mathbf{E}_{t,i} = \frac{1}{pqT} \sum_{t=1}^T \sum_{l=1}^p \widehat{\mathbf{R}}_{l \cdot} \mathbf{R}_{l \cdot}^\top \mathbf{F}_t \sum_{j=1}^q \mathbf{C}_{j \cdot} e_{t,ij} \\ &= \frac{1}{pqT} \sum_{l=1}^p (\widehat{\mathbf{R}}_{l \cdot} - \mathbf{H}_R^\top \mathbf{R}_{l \cdot}) \mathbf{R}_{l \cdot}^\top \sum_{t=1}^T \sum_{j=1}^q \mathbf{F}_t \mathbf{C}_{j \cdot} e_{t,ij} + \frac{1}{pqT} \sum_{l=1}^p \mathbf{H}_R^\top \mathbf{R}_{l \cdot} \mathbf{R}_{l \cdot}^\top \sum_{t=1}^T \sum_{j=1}^q \mathbf{F}_t \mathbf{C}_{j \cdot} e_{t,ij} \\ &= \mathbf{II}_1 + \mathbf{II}_2. \end{aligned}$$

We bound each term as follows.

$$\begin{aligned}
\|\text{II}_1\| &= \left\| \frac{1}{pqT} \sum_{l=1}^p (\widehat{\mathbf{R}}_{l\cdot} - \mathbf{H}_R^\top \mathbf{R}_{l\cdot}) \mathbf{R}_{l\cdot}^\top \sum_{t=1}^T \sum_{j=1}^q \mathbf{F}_t \mathbf{C}_{j\cdot} e_{t,ij} \right\| \\
&\leq \frac{1}{\sqrt{qT}} \left( \frac{1}{p} \sum_{l=1}^p \|\widehat{\mathbf{R}}_{l\cdot} - \mathbf{H}_R^\top \mathbf{R}_{l\cdot}\|^2 \right)^{1/2} \left( \frac{1}{p} \sum_{l=1}^p \left\| \mathbf{R}_{l\cdot}^\top \frac{1}{\sqrt{qT}} \sum_{t=1}^T \sum_{j=1}^q \mathbf{F}_t \mathbf{C}_{j\cdot} e_{t,ij} \right\|^2 \right)^{1/2} \\
&= O_p \left( \frac{1}{\delta_{pqT} \sqrt{qT}} \right) \quad \text{by Assumption G.1} \\
\|\text{II}_2\| &= \left\| \frac{1}{pqT} \sum_{l=1}^p \mathbf{H}_R^\top \mathbf{R}_{l\cdot} \mathbf{R}_{l\cdot}^\top \sum_{t=1}^T \sum_{j=1}^q \mathbf{F}_t \mathbf{C}_{j\cdot} e_{t,ij} \right\| \\
&= \frac{1}{\sqrt{qT}} \left\| \frac{1}{p} \sum_{l=1}^p \mathbf{H}_R^\top \mathbf{R}_{l\cdot} \mathbf{R}_{l\cdot}^\top \right\| \cdot \left\| \frac{1}{\sqrt{qT}} \sum_{t=1}^T \sum_{j=1}^q \mathbf{F}_t \mathbf{C}_{j\cdot} e_{t,ij} \right\| \\
&= O_p \left( \frac{1}{\sqrt{qT}} \right) \quad \text{by Assumption G.1}
\end{aligned}$$

Combing all the terms, we have

$$\|\text{II}\| = O_p \left( \frac{1}{\sqrt{qT}} \right).$$

(c)

$$\begin{aligned}
\text{III} &= \frac{1}{pqT} \sum_{t=1}^T \widehat{\mathbf{R}}^\top \mathbf{E}_t \mathbf{E}_{t,i\cdot} = \frac{1}{pqT} \sum_{t=1}^T \sum_{l=1}^p \widehat{\mathbf{R}}_{l\cdot} \mathbf{E}_{t,l\cdot}^\top \mathbf{E}_{t,i\cdot} = \frac{1}{pqT} \sum_{t=1}^T \sum_{l=1}^p \sum_{j=1}^q \widehat{\mathbf{R}}_{l\cdot} e_{t,lj} e_{t,ij} \\
&= \frac{1}{pqT} \sum_{t=1}^T \sum_{l=1}^p \sum_{j=1}^q (\widehat{\mathbf{R}}_{l\cdot} - \mathbf{H}_R^\top \mathbf{R}_{l\cdot}) e_{t,lj} e_{t,ij} + \frac{1}{pqT} \sum_{t=1}^T \sum_{l=1}^p \sum_{j=1}^q \mathbf{H}_R^\top \mathbf{R}_{l\cdot} e_{t,lj} e_{t,ij} \\
&= \frac{1}{pqT} \sum_{t=1}^T \sum_{l=1}^p \sum_{j=1}^q (\widehat{\mathbf{R}}_{l\cdot} - \mathbf{H}_R^\top \mathbf{R}_{l\cdot}) (e_{t,lj} e_{t,ij} - \mathbb{E}[e_{t,lj} e_{t,ij}]) \\
&\quad + \frac{1}{pqT} \sum_{t=1}^T \sum_{l=1}^p \sum_{j=1}^q (\widehat{\mathbf{R}}_{l\cdot} - \mathbf{H}_R^\top \mathbf{R}_{l\cdot}) \mathbb{E}[e_{t,lj} e_{t,ij}] \\
&\quad + \frac{1}{pqT} \sum_{t=1}^T \sum_{l=1}^p \sum_{j=1}^q \mathbf{H}_R^\top \mathbf{R}_{l\cdot} (e_{t,lj} e_{t,ij} - \mathbb{E}[e_{t,lj} e_{t,ij}]) \\
&\quad + \frac{1}{pqT} \sum_{t=1}^T \sum_{l=1}^p \sum_{j=1}^q \mathbf{H}_R^\top \mathbf{R}_{l\cdot} \mathbb{E}[e_{t,lj} e_{t,ij}] \\
&= \text{III}_1 + \text{III}_2 + \text{III}_3 + \text{III}_4
\end{aligned}$$

We bound each term as follows.

$$\begin{aligned}
\|\text{III}_1\| &= \left\| \frac{1}{pqT} \sum_{t=1}^T \sum_{l=1}^p \sum_{j=1}^q (\widehat{\mathbf{R}}_{l\cdot} - \mathbf{H}_R^\top \mathbf{R}_{l\cdot}) (e_{t,lj} e_{t,ij} - \mathbb{E}[e_{t,lj} e_{t,ij}]) \right\| \\
&\leq \frac{1}{\sqrt{qT}} \left( \frac{1}{p} \sum_{l=1}^p \|\widehat{\mathbf{R}}_{l\cdot} - \mathbf{H}_R^\top \mathbf{R}_{l\cdot}\|^2 \right)^{1/2} \cdot \left( \frac{1}{p} \sum_{l=1}^p \left\| \frac{1}{\sqrt{qT}} \sum_{t=1}^T \sum_{j=1}^q (e_{t,lj} e_{t,ij} - \mathbb{E}[e_{t,lj} e_{t,ij}]) \right\|^2 \right)^{1/2} \\
&= O_p \left( \frac{1}{\delta_{pqT} \sqrt{qT}} \right) \quad \text{by Lemma 1.}
\end{aligned}$$

$$\begin{aligned}
\|\text{III}_2\| &= \left\| \frac{1}{pqT} \sum_{t=1}^T \sum_{l=1}^p \sum_{j=1}^q (\widehat{\mathbf{R}}_{l\cdot} - \mathbf{H}_R^\top \mathbf{R}_{l\cdot}) \mathbb{E}[e_{t,lj} e_{t,ij}] \right\| \\
&\leq \frac{1}{\sqrt{p}} \left( \frac{1}{p} \sum_{l=1}^p \|\widehat{\mathbf{R}}_{l\cdot} - \mathbf{H}_R^\top \mathbf{R}_{l\cdot}\|^2 \right)^{1/2} \cdot \left( \frac{1}{p} \sum_{l=1}^p \left( \frac{1}{qT} \sum_{t=1}^T \sum_{j=1}^q \mathbb{E}[e_{t,lj} e_{t,ij}] \right)^2 \right)^{1/2} \\
&= O_p \left( \frac{1}{\delta_{pqT} \sqrt{p}} \right) \cdot O_p(1) \\
&= O_p \left( \frac{1}{\delta_{pqT} \sqrt{p}} \right) \quad \text{by Assumption D.2: Noise covariance bounded } \ell_2 \text{ norm.}
\end{aligned}$$

$$\begin{aligned}
\|\text{III}_3\| &= \left\| \frac{1}{pqT} \sum_{t=1}^T \sum_{l=1}^p \sum_{j=1}^q \mathbf{H}_R^\top \mathbf{R}_{l\cdot} (e_{t,lj} e_{t,ij} - \mathbb{E}[e_{t,lj} e_{t,ij}]) \right\| \\
&= O_p \left( \frac{1}{\sqrt{pqT}} \right) \quad \text{by Assumption G.1}
\end{aligned}$$

$$\begin{aligned}
\|\text{III}_4\| &= \left\| \frac{1}{pqT} \sum_{t=1}^T \sum_{l=1}^p \sum_{j=1}^q \mathbf{H}_R^\top \mathbf{R}_{l\cdot} \mathbb{E}[e_{t,lj} e_{t,ij}] \right\| \\
&\leq \|\mathbf{H}_R^\top\| \cdot \frac{1}{p} \sum_{l=1}^p \left| \frac{1}{qT} \sum_{t=1}^T \sum_{j=1}^q \mathbb{E}[e_{t,lj} e_{t,ij}] \right| \cdot \max_l \|\mathbf{R}_{l\cdot}\| \\
&= O_p \left( \frac{1}{p} \right) \quad \text{by Assumption C and D.2: Noise row covariance bounded in } \ell_1 \text{ norm.}
\end{aligned}$$

Combing the result on each term, we obtain

$$\|\text{III}\| = O_p \left( \frac{1}{\delta_{pqT} \sqrt{qT}} \right) + O_p \left( \frac{1}{\delta_{pqT} \sqrt{p}} \right).$$

□

### Proof of Theorem 2

*Proof.* The dominant terms in equation (A.4) are  $\text{II}_2 + \text{III}_2 = \text{O}_p\left(\frac{1}{\sqrt{qT}}\right) + \text{O}_p\left(\frac{1}{p}\right)$ .

If  $\sqrt{qT}/p \rightarrow 0$ , the dominant term in equation (A.4) is II. Then

$$\begin{aligned} \sqrt{qT}(\widehat{\mathbf{R}}_{i\cdot} - \mathbf{H}_R^\top \mathbf{R}_{i\cdot}) &= \mathbf{V}_{R,pqT}^{-1} \frac{\widehat{\mathbf{R}}^\top \mathbf{R}}{p} \frac{1}{\sqrt{qT}} \sum_{t=1}^T \mathbf{F}_t \mathbf{C}^\top \mathbf{E}_{t,i\cdot} + o_p(1) \\ &= \mathbf{V}_{R,pqT}^{-1} \frac{\widehat{\mathbf{R}}^\top \mathbf{R}}{p} \frac{1}{\sqrt{qT}} \sum_{t=1}^T \mathbf{F}_t \mathbf{C}^\top \mathbf{E}_{t,i\cdot} + o_p(1) \\ &\rightarrow \mathcal{N}(\mathbf{0}, \mathbf{V}_R^{-1} \mathbf{Q}_R \boldsymbol{\Phi}_{C,i} \mathbf{Q}_R^\top \mathbf{V}_R^{-1}), \quad \text{by Assumption G.3} \end{aligned} \quad (\text{A.5})$$

where  $\mathbf{V}_{R,pqT}$  is the  $k \times k$  diagonal matrix of the first  $k$  largest eigenvalues of  $\frac{1}{pqT} \sum_{t=1}^T \mathbf{Y}_t \mathbf{Y}_t^\top$  in decreasing order,  $\mathbf{V}_R$  and  $\mathbf{Q}_R$  are defined in Proposition 3,  $\boldsymbol{\Phi}_{C,i}$  is defined in Assumption G.3.

If  $\liminf \sqrt{qT}/p \geq \tau > 0$ , the dominant term in equation (A.4) is  $\text{II}_2 + \text{III}_2$ . Under certain assumptions,

$$p(\widehat{\mathbf{R}}_{i\cdot} - \mathbf{H}_R^\top \mathbf{R}_{i\cdot}) = \text{O}_p\left(\frac{p}{\sqrt{qT}}\right) + \text{O}_p(1) = \text{O}_p(1).$$

Now we consider estimated column loading matrix  $\widehat{\mathbf{C}}$ . Using equation (A.2), we have

$$\begin{aligned} \widehat{\mathbf{C}}_{j\cdot} - \mathbf{H}_C^\top \mathbf{C}_{j\cdot} &= \mathbf{V}_{C,pqT}^{-1} \left( \frac{1}{pqT} \sum_{t=1}^T \widehat{\mathbf{C}}^\top \mathbf{E}_t^\top \mathbf{R} \mathbf{F}_t \mathbf{C}_{j\cdot} + \frac{1}{pqT} \sum_{t=1}^T \widehat{\mathbf{C}}^\top \mathbf{C} \mathbf{F}_t^\top \mathbf{R}^\top \mathbf{E}_{t,j\cdot} + \frac{1}{pqT} \sum_{t=1}^T \widehat{\mathbf{C}}^\top \mathbf{E}_t^\top \mathbf{E}_{t,j\cdot} \right) \\ &= \mathbf{V}_{C,pqT}^{-1} (\text{I} + \text{II} + \text{III}) \end{aligned} \quad (\text{A.6})$$

Similar to the proofs of Lemma 3, we have that if  $\sqrt{pT}/q \rightarrow 0$ , the dominant term in equation (A.6) is II. Then

$$\begin{aligned} \sqrt{pT}(\widehat{\mathbf{C}}_{j\cdot} - \mathbf{H}_C^\top \mathbf{C}_{j\cdot}) &= \mathbf{V}_{C,pqT}^{-1} \frac{\widehat{\mathbf{C}}^\top \mathbf{C}}{q} \frac{1}{\sqrt{pT}} \sum_{t=1}^T \mathbf{F}_t^\top \mathbf{R}^\top \mathbf{E}_{t,j\cdot} + o_p(1) \\ &\xrightarrow{\mathcal{D}} \mathcal{N}(\mathbf{0}, \mathbf{V}_C^{-1} \mathbf{Q}_C \boldsymbol{\Phi}_{R,j} \mathbf{Q}_C^\top \mathbf{V}_C^{-1}), \quad \text{by Assumption G.4} \end{aligned} \quad (\text{A.7})$$

where  $\mathbf{V}_{C,pqT}$  is the  $r \times r$  diagonal matrix of the first  $r$  largest eigenvalues of  $\frac{1}{pqT} \sum_{t=1}^T \mathbf{Y}_t^\top \mathbf{Y}_t$  in decreasing order,  $\mathbf{V}_C$  and  $\mathbf{Q}_C$  are defined in Proposition 3,  $\boldsymbol{\Phi}_{R,j}$  is defined in Assumption G.4.

If  $\liminf \sqrt{pT}/q \geq \tau > 0$ , then

$$q(\widehat{\mathbf{C}}_{j\cdot} - \mathbf{Q}_R^\top \mathbf{C}_{j\cdot}) = \text{O}_p\left(\frac{q}{\sqrt{pT}}\right) + \text{O}_p(1) = \text{O}_p(1).$$

□

### A.5 Theorem 3: Convergence rate of $\widehat{\mathbf{F}}_t$

#### Proof of Theorem 3.

*Proof.* Under the assumption that  $\frac{1}{p}\widehat{\mathbf{R}}^\top\widehat{\mathbf{R}} = \mathbf{I}_p$  and  $\frac{1}{q}\widehat{\mathbf{C}}^\top\widehat{\mathbf{C}} = \mathbf{I}_q$ , we have

$$\widehat{\mathbf{F}}_t = \frac{1}{pq}\widehat{\mathbf{R}}^\top\mathbf{Y}_t\widehat{\mathbf{C}} = \frac{1}{pq}\widehat{\mathbf{R}}^\top\mathbf{R}\mathbf{F}_t\mathbf{C}^\top\widehat{\mathbf{C}} + \frac{1}{pq}\widehat{\mathbf{R}}^\top\mathbf{E}_t\widehat{\mathbf{C}}.$$

Writing  $\mathbf{R} = \mathbf{R} + \widehat{\mathbf{R}}\mathbf{H}_R - \widehat{\mathbf{R}}\mathbf{H}_R$  and  $\mathbf{C} = \mathbf{C} + \widehat{\mathbf{C}}\mathbf{H}_C - \widehat{\mathbf{C}}\mathbf{H}_C$ , we obtain

$$\begin{aligned}\widehat{\mathbf{F}}_t &= \frac{1}{pq}\widehat{\mathbf{R}}^\top(\mathbf{R} - \widehat{\mathbf{R}}\mathbf{H}_R^{-1})\mathbf{F}_t(\mathbf{C} - \widehat{\mathbf{C}}\mathbf{H}_C^{-1})^\top\widehat{\mathbf{C}} \\ &\quad + \frac{1}{p}\widehat{\mathbf{R}}^\top(\mathbf{R} - \widehat{\mathbf{R}}\mathbf{H}_R^{-1})\mathbf{F}_t\mathbf{H}_C^{-1\top} \\ &\quad + \frac{1}{q}\mathbf{H}_R^{-1}\mathbf{F}_t(\mathbf{C} - \widehat{\mathbf{C}}\mathbf{H}_C^{-1})^\top\widehat{\mathbf{C}} \\ &\quad + \mathbf{H}_R^{-1}\mathbf{F}_t\mathbf{H}_C^{-1\top} \\ &\quad + \frac{1}{pq}\widehat{\mathbf{R}}^\top\mathbf{E}_t\widehat{\mathbf{C}}.\end{aligned}$$

We further decompose  $\widehat{\mathbf{R}} = \widehat{\mathbf{R}} - \mathbf{R}\mathbf{H}_R + \mathbf{R}\mathbf{H}_R$  and  $\widehat{\mathbf{C}} = \widehat{\mathbf{C}} - \mathbf{C}\mathbf{H}_C + \mathbf{C}\mathbf{H}_C$  and rearrange the equation. We have

$$\begin{aligned}\widehat{\mathbf{F}}_t - \mathbf{H}_R^{-1}\mathbf{F}_t\mathbf{H}_C^{-1\top} &= \frac{1}{pq}\widehat{\mathbf{R}}^\top(\mathbf{R} - \widehat{\mathbf{R}}\mathbf{H}_R^{-1})\mathbf{F}_t(\mathbf{C} - \widehat{\mathbf{C}}\mathbf{H}_C^{-1})^\top\widehat{\mathbf{C}} \\ &\quad + \frac{1}{p}\widehat{\mathbf{R}}^\top(\mathbf{R} - \widehat{\mathbf{R}}\mathbf{H}_R^{-1})\mathbf{F}_t\mathbf{H}_C^{-1\top} \\ &\quad + \frac{1}{q}\mathbf{H}_R^{-1}\mathbf{F}_t(\mathbf{C} - \widehat{\mathbf{C}}\mathbf{H}_C^{-1})^\top\widehat{\mathbf{C}} \\ &\quad + \frac{1}{pq}(\widehat{\mathbf{R}} - \mathbf{R}\mathbf{H}_R)^\top\mathbf{E}_t(\widehat{\mathbf{C}} - \mathbf{C}\mathbf{H}_C) \\ &\quad + \frac{1}{pq}(\widehat{\mathbf{R}} - \mathbf{R}\mathbf{H}_R)^\top\mathbf{E}_t\widehat{\mathbf{C}} \\ &\quad + \frac{1}{pq}\widehat{\mathbf{R}}^\top\mathbf{E}_t(\widehat{\mathbf{C}} - \mathbf{C}\mathbf{H}_C) \\ &\quad + \frac{1}{pq}\mathbf{H}_R^\top\mathbf{R}^\top\mathbf{E}_t\mathbf{C}\mathbf{H}_C\end{aligned}$$

Lemma 4, 5 and 6 bound each term on the left hand side of the above equation. From there, we have

$$\widehat{\mathbf{F}}_t - \mathbf{H}_R^{-1}\mathbf{F}_t\mathbf{H}_C^{-1\top} = \frac{1}{pq}\mathbf{H}_R^\top\mathbf{R}^\top\mathbf{E}_t\mathbf{C}\mathbf{H}_C + \mathcal{O}_p\left(\frac{1}{\delta_{pqT}^2}\right) + \mathcal{O}_p\left(\frac{1}{\gamma_{pqT}^2}\right) = \mathcal{O}_p\left(\frac{1}{\min(p, q)}\right)$$

□



### A.5.1 Technical lemmas

**Lemma 4.** *Under the assumptions, the  $k \times k$  matrix*

$$\frac{1}{p} (\widehat{\mathbf{R}} - \mathbf{R} \mathbf{H}_R)^\top \mathbf{R} = \mathcal{O}_p \left( \frac{1}{\delta_{pqT}^2} \right);$$

*The  $r \times r$  matrix*

$$\frac{1}{q} (\widehat{\mathbf{C}} - \mathbf{C} \mathbf{Q}_R)^\top \mathbf{C} = \mathcal{O}_p \left( \frac{1}{\gamma_{pqT}^2} \right).$$

*Proof.* Using the identity (A.4), we have

$$\begin{aligned} \frac{1}{p} (\widehat{\mathbf{R}} - \mathbf{R} \mathbf{H}_R)^\top \mathbf{R} &= \frac{1}{p} \sum_{i=1}^p (\widehat{\mathbf{R}}_{i\cdot} - \mathbf{H}_R^\top \mathbf{R}_{i\cdot}) \mathbf{R}_{i\cdot}^\top \\ &= \mathbf{V}_{R,pqT}^{-1} \left( \frac{1}{p^2 q T} \sum_{t=1}^T \sum_{i=1}^p \widehat{\mathbf{R}}^\top \mathbf{E}_t \mathbf{C} \mathbf{F}_t^\top \mathbf{R}_{i\cdot} \mathbf{R}_{i\cdot}^\top \right. \\ &\quad \left. + \frac{1}{p^2 q T} \sum_{t=1}^T \sum_{i=1}^p \widehat{\mathbf{R}}^\top \mathbf{R} \mathbf{F}_t \mathbf{C}^\top \mathbf{E}_{t,i\cdot} \mathbf{R}_{i\cdot}^\top \right. \\ &\quad \left. + \frac{1}{p^2 q T} \sum_{t=1}^T \sum_{i=1}^p \widehat{\mathbf{R}}^\top \mathbf{E}_t \mathbf{E}_{t,i\cdot} \mathbf{R}_{i\cdot}^\top \right) \\ &= \mathbf{V}_{R,pqT}^{-1} (\text{I} + \text{II} + \text{III}) \end{aligned}$$

From the following bounds on each term I, II, and III, we get

$$\frac{1}{p} (\widehat{\mathbf{R}} - \mathbf{R} \mathbf{H}_R)^\top \mathbf{R} = \mathcal{O}_p \left( \frac{1}{\delta_{pqT} \sqrt{qT}} \right) + \mathcal{O}_p \left( \frac{1}{\delta_{pqT} \sqrt{p}} \right) + \mathcal{O}_p \left( \frac{1}{\sqrt{pqT}} \right) + \mathcal{O}_p \left( \frac{1}{p} \right).$$

Similarly, we have

$$\frac{1}{q} (\widehat{\mathbf{C}} - \mathbf{C} \mathbf{Q}_R)^\top \mathbf{C} = \mathcal{O}_p \left( \frac{1}{\delta_{pqT} \sqrt{pT}} \right) + \mathcal{O}_p \left( \frac{1}{\delta_{pqT} \sqrt{q}} \right) + \mathcal{O}_p \left( \frac{1}{\sqrt{pqT}} \right) + \mathcal{O}_p \left( \frac{1}{q} \right).$$

We begin with term I, which can be rewritten as

$$\begin{aligned}
\mathbf{I} &= \frac{1}{p^2 q T} \sum_{t=1}^T \sum_{i=1}^p \widehat{\mathbf{R}}^\top \mathbf{E}_t \mathbf{C} \mathbf{F}_t^\top \mathbf{R}_i \mathbf{R}_i^\top \\
&= \frac{1}{p^2 q T} \sum_{t=1}^T \sum_{i=1}^p (\widehat{\mathbf{R}} - \mathbf{H} \mathbf{R}_R)^\top \mathbf{E}_t \mathbf{C} \mathbf{F}_t^\top \mathbf{R}_i \mathbf{R}_i^\top \\
&\quad + \frac{1}{p^2 q T} \sum_{t=1}^T \sum_{i=1}^p \mathbf{H}_R^\top \mathbf{R}^\top \mathbf{E}_t \mathbf{C} \mathbf{F}_t^\top \mathbf{R}_i \mathbf{R}_i^\top \\
&= \frac{1}{p q T} \sum_{t=1}^T \sum_{l=1}^p \sum_{j=1}^q (\widehat{\mathbf{R}}_{l\cdot} - \mathbf{H}_R^\top \mathbf{R}_{l\cdot}) \mathbf{C}_{j\cdot}^\top e_{t,lj} \mathbf{F}_t^\top \frac{1}{p} \sum_{i=1}^p \mathbf{R}_i \mathbf{R}_i^\top \\
&\quad + \mathbf{H}_R^\top \frac{1}{p q T} \sum_{t=1}^T \sum_{l=1}^p \sum_{j=1}^q \mathbf{R}_{l\cdot} \mathbf{C}_{j\cdot}^\top e_{t,lj} \mathbf{F}_t^\top \frac{1}{p} \sum_{i=1}^p \mathbf{R}_i \mathbf{R}_i^\top \\
&= \mathbf{I}_1 + \mathbf{I}_2
\end{aligned}$$

We have

$$\mathbf{I} = O_p\left(\frac{1}{\delta_{pqT} \sqrt{qT}}\right) + O_p\left(\frac{1}{\sqrt{pqT}}\right).$$

Since,

$$\begin{aligned}
\|\mathbf{I}_1\| &= \left\| \frac{1}{p q T} \sum_{t=1}^T \sum_{l=1}^p \sum_{j=1}^q (\widehat{\mathbf{R}}_{l\cdot} - \mathbf{H}_R^\top \mathbf{R}_{l\cdot}) \mathbf{C}_{j\cdot}^\top e_{t,lj} \mathbf{F}_t^\top \frac{1}{p} \sum_{i=1}^p \mathbf{R}_i \mathbf{R}_i^\top \right\| \\
&\leq \frac{1}{\sqrt{qT}} \left( \frac{1}{p} \sum_{l=1}^p \|\widehat{\mathbf{R}}_{l\cdot} - \mathbf{H}_R^\top \mathbf{R}_{l\cdot}\|^2 \right)^{1/2} \\
&\quad \cdot \left( \frac{1}{p} \sum_{l=1}^p \left\| \frac{1}{\sqrt{qT}} \sum_{t=1}^T \sum_{j=1}^q \mathbf{C}_{j\cdot}^\top e_{t,lj} \mathbf{F}_t^\top \right\|^2 \right)^{1/2} \left\| \frac{1}{p} \sum_{i=1}^p \mathbf{R}_i \mathbf{R}_i^\top \right\| \\
&= \frac{1}{\sqrt{qT}} \cdot O_p\left(\frac{1}{\delta_{pqT}}\right) \cdot O_p(1) \quad \text{by Assumption G.1}
\end{aligned}$$

$$\begin{aligned}
\|\mathbf{I}_2\| &= \left\| \mathbf{H}_R^\top \frac{1}{p q T} \sum_{t=1}^T \sum_{l=1}^p \sum_{j=1}^q \mathbf{R}_{l\cdot} \mathbf{C}_{j\cdot}^\top e_{t,lj} \mathbf{F}_t^\top \frac{1}{p} \sum_{i=1}^p \mathbf{R}_i \mathbf{R}_i^\top \right\| \\
&\leq \frac{1}{\sqrt{pqT}} \left\| \mathbf{H}_R^\top \left( \frac{1}{\sqrt{pqT}} \sum_{t=1}^T \sum_{l=1}^p \sum_{j=1}^q \mathbf{R}_{l\cdot} \mathbf{C}_{j\cdot}^\top e_{t,lj} \mathbf{F}_t^\top \right) \right\| \left\| \frac{1}{p} \sum_{i=1}^p \mathbf{R}_i \mathbf{R}_i^\top \right\| \\
&= O_p\left(\frac{1}{\sqrt{pqT}}\right) \quad \text{by Assumption G.2}
\end{aligned}$$

Second, we deal with term II,

$$\begin{aligned}
\Pi &= \frac{1}{p^2 q T} \sum_{t=1}^T \sum_{i=1}^p \widehat{\mathbf{R}}^\top \mathbf{R} \mathbf{F}_t \mathbf{C}^\top \mathbf{e}_{t,i} \mathbf{R}_i^\top \\
&= \frac{1}{p^2 q T} \sum_{l=1}^p (\widehat{\mathbf{R}}_{l\cdot} - \mathbf{H}_R^\top \mathbf{R}_{l\cdot}) \mathbf{R}_{l\cdot}^\top \sum_{i=1}^p \sum_{t=1}^T \sum_{j=1}^q \mathbf{F}_t \mathbf{C}_{j\cdot} e_{t,ij} \mathbf{R}_i^\top \\
&\quad + \frac{1}{p^2 q T} \sum_{l=1}^p \mathbf{H}_R^\top \mathbf{R}_{l\cdot} \mathbf{R}_{l\cdot}^\top \sum_{i=1}^p \sum_{t=1}^T \sum_{j=1}^q \mathbf{F}_t \mathbf{C}_{j\cdot} e_{t,ij} \mathbf{R}_i^\top \\
&= \Pi_1 + \Pi_2
\end{aligned}$$

We have,

$$\Pi = \mathcal{O}_p\left(\frac{1}{\delta_{pqT}}\right) \cdot \mathcal{O}_p\left(\frac{1}{\sqrt{pqT}}\right) + \mathcal{O}_p\left(\frac{1}{\sqrt{pqT}}\right) = \mathcal{O}_p\left(\frac{1}{\sqrt{pqT}}\right).$$

Since,

$$\begin{aligned}
\|\Pi_1\| &= \left\| \frac{1}{p^2 q T} \sum_{l=1}^p (\widehat{\mathbf{R}}_{l\cdot} - \mathbf{H}_R^\top \mathbf{R}_{l\cdot}) \mathbf{R}_{l\cdot}^\top \sum_{i=1}^p \sum_{t=1}^T \sum_{j=1}^q \mathbf{F}_t \mathbf{C}_{j\cdot} e_{t,ij} \mathbf{R}_i^\top \right\| \\
&\leq \frac{1}{\sqrt{pqT}} \left( \frac{1}{p} \sum_{l=1}^p \|\widehat{\mathbf{R}}_{l\cdot} - \mathbf{H}_R^\top \mathbf{R}_{l\cdot}\|^2 \right)^{1/2} \left( \frac{1}{p} \sum_{l=1}^p \left\| \mathbf{R}_{l\cdot}^\top \frac{1}{\sqrt{pqT}} \sum_{t=1}^T \sum_{i=1}^p \sum_{j=1}^q \mathbf{F}_t \mathbf{C}_{j\cdot} e_{t,ij} \mathbf{R}_i^\top \right\|^2 \right)^{1/2} \\
&= \mathcal{O}_p\left(\frac{1}{\delta_{pqT}}\right) \cdot \mathcal{O}_p\left(\frac{1}{\sqrt{pqT}}\right) \quad \text{by Assumption G.2} \\
\Pi_2 &= \frac{1}{p^2 q T} \sum_{l=1}^p \mathbf{H}_R^\top \mathbf{R}_{l\cdot} \mathbf{R}_{l\cdot}^\top \sum_{i=1}^p \sum_{t=1}^T \sum_{j=1}^q \mathbf{F}_t \mathbf{C}_{j\cdot} e_{t,ij} \mathbf{R}_i^\top \\
&= \mathbf{H}_R^\top \left( \frac{1}{p} \sum_{l=1}^p \mathbf{R}_{l\cdot} \mathbf{R}_{l\cdot}^\top \right) \frac{1}{pqT} \sum_{i=1}^p \sum_{t=1}^T \sum_{j=1}^q \mathbf{F}_t \mathbf{C}_{j\cdot} e_{t,ij} \mathbf{R}_i^\top \\
&= \mathcal{O}_p(1) \mathcal{O}_p\left(\frac{1}{\sqrt{pqT}}\right) \quad \text{by Assumption G.2}
\end{aligned}$$

Finally, we deal with term III,

$$\begin{aligned}
\text{III} &= \frac{1}{p^2 q T} \sum_{t=1}^T \sum_{i=1}^p \widehat{\mathbf{R}}^\top \mathbf{E}_t \mathbf{E}_{t,i} \mathbf{R}_i^\top \\
&= \frac{1}{p^2 q T} \sum_{t=1}^T \sum_{i=1}^p \sum_{l=1}^p \sum_{j=1}^q \widehat{\mathbf{R}}_{l \cdot} e_{t,lj} e_{t,ij} \mathbf{R}_i^\top \\
&= \frac{1}{p^2 q T} \sum_{t=1}^T \sum_{i=1}^p \sum_{l=1}^p \sum_{j=1}^q (\widehat{\mathbf{R}}_{l \cdot} - \mathbf{H}_R^\top \mathbf{R}_{l \cdot}) e_{t,lj} e_{t,ij} \mathbf{R}_i^\top \\
&\quad + \frac{1}{p^2 q T} \sum_{t=1}^T \sum_{i=1}^p \sum_{l=1}^p \sum_{j=1}^q \mathbf{H}_R^\top \mathbf{R}_{l \cdot} e_{t,lj} e_{t,ij} \mathbf{R}_i^\top \\
&= \frac{1}{p^2 q T} \sum_{t=1}^T \sum_{i=1}^p \sum_{l=1}^p \sum_{j=1}^q (\widehat{\mathbf{R}}_{l \cdot} - \mathbf{H}_R^\top \mathbf{R}_{l \cdot}) (e_{t,lj} e_{t,ij} - \mathbb{E}[e_{t,lj} e_{t,ij}]) \mathbf{R}_i^\top \\
&\quad + \frac{1}{p^2 q T} \sum_{t=1}^T \sum_{i=1}^p \sum_{l=1}^p \sum_{j=1}^q (\widehat{\mathbf{R}}_{l \cdot} - \mathbf{H}_R^\top \mathbf{R}_{l \cdot}) \mathbb{E}[e_{t,lj} e_{t,ij}] \mathbf{R}_i^\top \\
&\quad + \frac{1}{p^2 q T} \sum_{t=1}^T \sum_{i=1}^p \sum_{l=1}^p \sum_{j=1}^q \mathbf{H}_R^\top \mathbf{R}_{l \cdot} (e_{t,lj} e_{t,ij} - \mathbb{E}[e_{t,lj} e_{t,ij}]) \mathbf{R}_i^\top \\
&\quad + \frac{1}{p^2 q T} \sum_{t=1}^T \sum_{i=1}^p \sum_{l=1}^p \sum_{j=1}^q \mathbf{H}_R^\top \mathbf{R}_{l \cdot} \mathbb{E}[e_{t,lj} e_{t,ij}] \mathbf{R}_i^\top \\
&= \text{III}_1 + \text{III}_2 + \text{III}_3 + \text{III}_4.
\end{aligned}$$

We have

$$\text{III} = \text{O}_p\left(\frac{1}{\delta_{pqT} \sqrt{qT}}\right) + \text{O}_p\left(\frac{1}{\delta_{pqT} \sqrt{p}}\right) + \text{O}_p\left(\frac{1}{\sqrt{pqT}}\right) + \text{O}_p\left(\frac{1}{p}\right)$$

Since

$$\begin{aligned}
\|\text{III}_1\|^2 &= \left\| \frac{1}{p^2 q T} \sum_{t=1}^T \sum_{i=1}^p \sum_{l=1}^p \sum_{j=1}^q (\widehat{\mathbf{R}}_{l \cdot} - \mathbf{H}_R^\top \mathbf{R}_{l \cdot}) (e_{t,lj} e_{t,ij} - \mathbb{E}[e_{t,lj} e_{t,ij}]) \mathbf{R}_i^\top \right\|^2 \\
&\leq \frac{1}{qT} \frac{1}{p} \sum_{l=1}^p \|\widehat{\mathbf{R}}_{l \cdot} - \mathbf{H}_R^\top \mathbf{R}_{l \cdot}\|^2 \cdot \frac{1}{p} \sum_{l=1}^p \left\| \frac{1}{p} \sum_{i=1}^p \frac{1}{\sqrt{qT}} \sum_{t=1}^T \sum_{j=1}^q (e_{t,lj} e_{t,ij} - \mathbb{E}[e_{t,lj} e_{t,ij}]) \mathbf{R}_i^\top \right\|^2 \\
&= \text{O}_p\left(\frac{1}{qT}\right) \cdot \text{O}_p\left(\frac{1}{\delta_{pqT}^2}\right) \cdot \text{O}_p(1) \quad \text{by Lemma 1.}
\end{aligned}$$

$$\begin{aligned}
\|\text{III}_2\|^2 &= \left\| \frac{1}{p^2 q T} \sum_{t=1}^T \sum_{i=1}^p \sum_{l=1}^p \sum_{j=1}^q (\widehat{\mathbf{R}}_{l\cdot} - \mathbf{H}_R^\top \mathbf{R}_{l\cdot}) \mathbb{E}[e_{t,lj} e_{t,ij}] \mathbf{R}_{i\cdot}^\top \right\|^2 \\
&\leq \frac{1}{p} \cdot \frac{1}{p} \sum_{l=1}^p \|\widehat{\mathbf{R}}_{l\cdot} - \mathbf{H}_R^\top \mathbf{R}_{l\cdot}\|^2 \cdot \sum_{l=1}^p \left\| \frac{1}{p q T} \sum_{t=1}^T \sum_{i=1}^p \sum_{j=1}^q \mathbb{E}[e_{t,lj} e_{t,ij}] \mathbf{R}_{i\cdot}^\top \right\|^2 \\
&\leq \frac{1}{p} \cdot \frac{1}{p} \sum_{l=1}^p \|\widehat{\mathbf{R}}_{l\cdot} - \mathbf{H}_R^\top \mathbf{R}_{l\cdot}\|^2 \cdot \frac{1}{p} \sum_{l=1}^p \sum_{i=1}^p \left\| \frac{1}{q T} \sum_{t=1}^T \sum_{j=1}^q \mathbb{E}[e_{t,lj} e_{t,ij}] \right\|^2 \cdot \frac{1}{p} \sum_{i=1}^p \|\mathbf{R}_{i\cdot}^\top\|^2 \\
&= \frac{1}{p} \cdot \text{O}_p\left(\frac{1}{\delta_{pqT}^2}\right) \cdot \text{O}_p(1) \quad \text{by Assumption D.2} \\
&= \text{O}_p\left(\frac{1}{p \delta_{pqT}^2}\right)
\end{aligned}$$

$$\begin{aligned}
\|\text{III}_3\|^2 &= \left\| \frac{1}{p^2 q T} \sum_{t=1}^T \sum_{i=1}^p \sum_{l=1}^p \sum_{j=1}^q (e_{t,lj} e_{t,ij} - \mathbb{E}[e_{t,lj} e_{t,ij}]) \mathbf{H}_R^\top \mathbf{R}_{l\cdot} \mathbf{R}_{i\cdot}^\top \right\|^2 \\
&= \text{O}_p\left(\frac{1}{p q T}\right) \quad \text{by Assumption G.1}
\end{aligned}$$

$$\begin{aligned}
\|\text{III}_4\|^2 &= \left\| \frac{1}{p^2 q T} \sum_{t=1}^T \sum_{i=1}^p \sum_{l=1}^p \sum_{j=1}^q \mathbf{H}_R^\top \mathbf{R}_{l\cdot} \mathbb{E}[e_{t,lj} e_{t,ij}] \mathbf{R}_{i\cdot}^\top \right\|^2 \\
&\leq \frac{1}{p^2 q T} \sum_{t=1}^T \sum_{j=1}^q \left\| \frac{1}{p} \sum_{i=1}^p \sum_{l=1}^p \mathbf{H}_R^\top \mathbf{R}_{l\cdot} \mathbb{E}[e_{t,lj} e_{t,ij}] \mathbf{R}_{i\cdot}^\top \right\|^2 \\
&= \text{O}_p\left(\frac{1}{p^2}\right), \quad \text{by Assumption D.2}
\end{aligned}$$

□

**Lemma 5.** Under the assumptions, the  $k \times r$  matrix

$$\frac{1}{pq} (\widehat{\mathbf{R}} - \mathbf{R} \mathbf{H}_R)^\top \mathbf{E}_t \mathbf{C} = \text{O}_p\left(\frac{1}{\delta_N^2}\right)$$

$$\frac{1}{pq} \mathbf{R}^\top \mathbf{E}_t (\widehat{\mathbf{C}} - \mathbf{C} \mathbf{Q}) = \text{O}_p\left(\frac{1}{\gamma_{pqT}^2}\right)$$

*Proof.* Using the identity (A.1), we have

$$\begin{aligned}
\frac{1}{pq} (\widehat{\mathbf{R}} - \mathbf{R}\mathbf{H}_R)^\top \mathbf{E}_t \mathbf{C} &= \mathbf{V}_{R,pqT}^{-1\top} \left( \frac{1}{p^2 q^2 T} \sum_{s=1}^T \widehat{\mathbf{R}}^\top \mathbf{E}_s \mathbf{C} \mathbf{F}_s^\top \mathbf{R}^\top \mathbf{E}_t \mathbf{C} \right. \\
&\quad + \frac{1}{p^2 q^2 T} \sum_{s=1}^T \widehat{\mathbf{R}}^\top \mathbf{R} \mathbf{F}_s \mathbf{C}^\top \mathbf{E}_s^\top \mathbf{E}_t \mathbf{C} \\
&\quad \left. + \frac{1}{p^2 q^2 T} \sum_{s=1}^T \widehat{\mathbf{R}}^\top \mathbf{E}_s \mathbf{E}_s^\top \mathbf{E}_t \mathbf{C} \right) \\
&= \mathbf{V}_{R,pqT}^{-1} (\text{I} + \text{II} + \text{III})
\end{aligned}$$

Begin with term I, in the following, we show  $\text{I} = \text{O}_p\left(\frac{1}{\delta_{pqT} \sqrt{qT}}\right)$ .

$$\begin{aligned}
\text{I} &= \frac{1}{p^2 q^2 T} \sum_{s=1}^T \widehat{\mathbf{R}}^\top \mathbf{E}_s \mathbf{C} \mathbf{F}_s^\top \mathbf{R}^\top \mathbf{E}_t \mathbf{C} \\
&= \frac{1}{p^2 q^2 T} \sum_{s=1}^T (\widehat{\mathbf{R}} - \mathbf{R}\mathbf{H}_R)^\top \mathbf{E}_s \mathbf{C} \mathbf{F}_s^\top \mathbf{R}^\top \mathbf{E}_t \mathbf{C} \\
&\quad + \frac{1}{p^2 q^2 T} \sum_{s=1}^T \mathbf{H}_R^\top \mathbf{R}^\top \mathbf{E}_s \mathbf{C} \mathbf{F}_s^\top \mathbf{R}^\top \mathbf{E}_t \mathbf{C} \\
&= \text{I}_1 + \text{II}_2.
\end{aligned}$$

We have  $\text{I}_1 = \text{O}_p\left(\frac{1}{\delta_{pqT} \sqrt{qT}}\right)$  since

$$\begin{aligned}
\|\text{I}_1\| &= \left\| \frac{1}{p^2 q^2 T} \sum_{s=1}^T (\widehat{\mathbf{R}} - \mathbf{R}\mathbf{H}_R)^\top \mathbf{E}_s \mathbf{C} \mathbf{F}_s^\top \mathbf{R}^\top \mathbf{E}_t \mathbf{C} \right\| \\
&= \frac{1}{\sqrt{qT}} \cdot \frac{1}{\sqrt{p}} \|\widehat{\mathbf{R}} - \mathbf{R}\mathbf{H}_R\| \cdot \frac{1}{\sqrt{p}} \left\| \frac{1}{\sqrt{qT}} \sum_{s=1}^T \mathbf{E}_s \mathbf{C} \mathbf{F}_s^\top \right\| \cdot \left\| \frac{1}{pq} \mathbf{R}^\top \mathbf{E}_t \mathbf{C} \right\| \\
&= \text{O}_p\left(\frac{1}{\delta_{pqT} \sqrt{qT}}\right)
\end{aligned}$$

$$\begin{aligned}
\|\text{II}_2\| &= \left\| \frac{1}{p^2 q^2 T} \sum_{s=1}^T \mathbf{H}_R^\top \mathbf{R}^\top \mathbf{E}_s \mathbf{C} \mathbf{F}_s^\top \mathbf{R}^\top \mathbf{E}_t \mathbf{C} \right\| \\
&\leq \frac{1}{\sqrt{pqT}} \|\mathbf{H}_R\| \cdot \left\| \frac{1}{\sqrt{pqT}} \sum_{s=1}^T \mathbf{R}^\top \mathbf{E}_s \mathbf{C} \mathbf{F}_s^\top \right\| \cdot \left\| \frac{1}{pq} \mathbf{R}^\top \mathbf{E}_t \mathbf{C} \right\| \\
&= \text{O}_p\left(\frac{1}{\sqrt{pqT}}\right)
\end{aligned}$$

Next we consider term III:

$$\begin{aligned}
\text{III} &= \frac{1}{p^2 q^2 T} \sum_{s=1}^T \sum_{i=1}^p \sum_{j=1}^q \widehat{\mathbf{R}}^\top \mathbf{E}_s \mathbf{E}_{s,i} \cdot e_{t,ij} \mathbf{C}_j^\top \\
&= \frac{1}{p^2 q^2 T} \sum_{s=1}^T \sum_{i=1}^p \sum_{j=1}^q \sum_{l=1}^p (\widehat{\mathbf{R}}_{l\cdot} - \mathbf{H}_R \mathbf{R}_{l\cdot}) \mathbf{E}_{s,l\cdot}^\top \cdot \mathbf{E}_{s,i} \cdot e_{t,ij} \mathbf{C}_j^\top \\
&\quad + \frac{1}{p^2 q^2 T} \sum_{s=1}^T \sum_{i=1}^p \sum_{j=1}^q \sum_{l=1}^p \mathbf{H}_R \mathbf{R}_{l\cdot} \mathbf{E}_{s,l\cdot}^\top \cdot \mathbf{E}_{s,i} \cdot e_{t,ij} \mathbf{C}_j^\top \\
&= \frac{1}{p^2 q} \sum_{i=1}^p \sum_{j=1}^q \sum_{l=1}^p (\widehat{\mathbf{R}}_{l\cdot} - \mathbf{H}_R \mathbf{R}_{l\cdot}) \frac{1}{qT} \sum_{s=1}^T \sum_{k=1}^q (E_{s,lk} E_{s,ik} - \mathbb{E}[E_{s,lk} E_{s,ik}]) e_{t,ij} \mathbf{C}_j^\top \\
&\quad + \frac{1}{p^2 q} \sum_{i=1}^p \sum_{j=1}^q \sum_{l=1}^p \mathbf{H}_R \mathbf{R}_{l\cdot} \frac{1}{qT} \sum_{s=1}^T \sum_{k=1}^q (E_{s,lk} E_{s,ik} - \mathbb{E}[E_{s,lk} E_{s,ik}]) e_{t,ij} \mathbf{C}_j^\top \\
&\quad + \frac{1}{p^2 q} \sum_{i=1}^p \sum_{j=1}^q \sum_{l=1}^p (\widehat{\mathbf{R}}_{l\cdot} - \mathbf{H}_R \mathbf{R}_{l\cdot}) \sum_{s=1}^T \sum_{k=1}^q \mathbb{E} \left[ \frac{E_{s,lk} E_{s,ik}}{qT} \right] e_{t,ij} \mathbf{C}_j^\top \\
&\quad + \frac{1}{p^2 q} \sum_{i=1}^p \sum_{j=1}^q \sum_{l=1}^p \mathbf{H}_R \mathbf{R}_{l\cdot} \sum_{s=1}^T \sum_{k=1}^q \mathbb{E} \left[ \frac{E_{s,lk} E_{s,ik}}{qT} \right] e_{t,ij} \mathbf{C}_j^\top \\
&= \text{III}_1 + \text{III}_2 + \text{III}_3 + \text{III}_4.
\end{aligned}$$

We have,  $\text{III}_1 = \text{O}_p\left(\frac{1}{\delta_{pqT}^2}\right)$  since

$$\begin{aligned}
\|\text{III}_1\| &= \left\| \frac{1}{p^2 q} \sum_{i=1}^p \sum_{j=1}^q \sum_{l=1}^p (\widehat{\mathbf{R}}_{l\cdot} - \mathbf{H}_R \mathbf{R}_{l\cdot}) \frac{1}{qT} \sum_{s=1}^T \sum_{k=1}^q (E_{s,lk} E_{s,ik} - \mathbb{E}[E_{s,lk} E_{s,ik}]) e_{t,ij} \mathbf{C}_j^\top \right\| \\
&\leq \frac{1}{\sqrt{qT}} \left( \frac{1}{p} \sum_{l=1}^p \|\widehat{\mathbf{R}}_{l\cdot} - \mathbf{H}_R \mathbf{R}_{l\cdot}\|^2 \right)^{1/2} \\
&\quad \cdot \left( \frac{1}{p} \sum_{l=1}^p \left\| \frac{1}{pq} \sum_{i=1}^p \sum_{j=1}^q \frac{1}{\sqrt{qT}} \sum_{s=1}^T \sum_{k=1}^q (E_{s,lk} E_{s,ik} - \mathbb{E}[E_{s,lk} E_{s,ik}]) e_{t,ij} \mathbf{C}_j^\top \right\|^2 \right)^{1/2} \\
&= \text{O}_p\left(\frac{1}{\delta_{pqT} \sqrt{qT}}\right)
\end{aligned}$$

$$\begin{aligned}
\|\text{III}_2\| &= \left\| \mathbf{H}_R \frac{1}{p} \sum_{i=1}^p \left( \frac{1}{\sqrt{pqT}} \sum_{l=1}^p \sum_{s=1}^T \sum_{k=1}^q \mathbf{R}_{l\cdot} (E_{s,lk} E_{s,ik} - \mathbb{E}[E_{s,lk} E_{s,ik}]) \right) \left( \frac{1}{q} \sum_{j=1}^q e_{t,ij} \mathbf{C}_j^\top \right) \right\| \\
&= \text{O}_p\left(\frac{1}{\sqrt{pqT}}\right),
\end{aligned}$$

$$\begin{aligned}
\|\text{III}_3\| &= \left\| \frac{1}{p^2 q} \sum_{i=1}^p \sum_{j=1}^q \sum_{l=1}^p (\widehat{\mathbf{R}}_{l.} - \mathbf{H}_R \mathbf{R}_{l.}) \sum_{s=1}^T \sum_{k=1}^q \mathbb{E} \left[ \frac{E_{s,lk} E_{s,ik}}{qT} \right] e_{t,ij} \mathbf{C}_{j.}^\top \right\| \\
&\leq \left( \frac{1}{p} \sum_{l=1}^p \|\widehat{\mathbf{R}}_{l.} - \mathbf{H}_R \mathbf{R}_{l.}\|^2 \right)^{1/2} \left( \frac{1}{p} \sum_{l=1}^p \left\| \sum_{i=1}^p \mathbb{E} \left[ \frac{\sum_{s=1}^T \sum_{k=1}^q E_{s,lk} E_{s,ik}}{qT} \right] \mathbf{E}_{t,i.}^\top \mathbf{C} \right\|^2 \right)^{1/2} \\
&\leq \left( \frac{1}{p} \sum_{l=1}^p \|\widehat{\mathbf{R}}_{l.} - \mathbf{H}_R \mathbf{R}_{l.}\|^2 \right)^{1/2} \left( \frac{1}{p} \sum_{l=1}^p \left\| \sum_{i=1}^p \mathbb{E} \left[ \frac{\sum_{s=1}^T \sum_{k=1}^q E_{s,lk} E_{s,ik}}{qT} \right] \mathbf{E}_{t,i.}^\top \right\|^2 \|\mathbf{C}\|^2 \right)^{1/2} \\
&\leq \left( \frac{1}{p} \sum_{l=1}^p \|\widehat{\mathbf{R}}_{l.} - \mathbf{H}_R \mathbf{R}_{l.}\|^2 \right)^{1/2} \left( \frac{1}{p} \sum_{l=1}^p \sum_{i=1}^p \left\| \mathbb{E} \left[ \frac{\sum_{s=1}^T \sum_{k=1}^q E_{s,lk} E_{s,ik}}{qT} \right] \right\|^2 \frac{1}{pq} \|\mathbf{E}\|_F^2 \frac{1}{q} \|\mathbf{C}\|^2 \right)^{1/2} \\
&= \text{O}_p \left( \frac{1}{\sqrt{p} \delta_{pqT}} \right)
\end{aligned}$$

$$\begin{aligned}
\mathbb{E}[\|\text{III}_4\|] &= \mathbb{E} \left[ \left\| \frac{1}{p^2 q} \sum_{l=1}^p \sum_{i=1}^p \sum_{j=1}^q \mathbf{H}_R \mathbf{R}_{l.} \mathbb{E} \left[ \frac{\sum_{s=1}^T \sum_{k=1}^q E_{s,lk} E_{s,ik}}{qT} \right] e_{t,ij} \mathbf{C}_{j.}^\top \right\| \right] \\
&\leq \frac{1}{p} \cdot \frac{1}{p} \sum_{l=1}^p \sum_{i=1}^p \left\| \mathbf{H}_R \mathbf{R}_{l.} \mathbb{E} \left[ \frac{\sum_{s=1}^T \sum_{k=1}^q E_{s,lk} E_{s,ik}}{qT} \right] \right\| \frac{1}{q} \sum_{j=1}^q \mathbb{E}[|e_{t,ij}|] \|\mathbf{C}_{j.}^\top\| \\
&\leq \frac{1}{p}
\end{aligned}$$

Finally, we deal with term III,

$$\begin{aligned}
\Pi &= \frac{1}{p^2 q^2 T} \sum_{s=1}^T \widehat{\mathbf{R}}^\top \mathbf{R} \mathbf{F}_s \mathbf{C}^\top \mathbf{E}_s^\top \mathbf{E}_t \mathbf{C} \\
&= \frac{1}{p^2 q^2 T} \sum_{s=1}^T (\widehat{\mathbf{R}} - \mathbf{R} \mathbf{H}_R)^\top \mathbf{R} \mathbf{F}_s \mathbf{C}^\top \mathbf{E}_s^\top \mathbf{E}_t \mathbf{C} \\
&\quad + \frac{1}{p^2 q^2 T} \sum_{s=1}^T \mathbf{H}_R^\top \mathbf{R}^\top \mathbf{R} \mathbf{F}_s \mathbf{C}^\top \mathbf{E}_s^\top \mathbf{E}_t \mathbf{C} \\
&= \Pi_1 + \Pi_2
\end{aligned}$$

Similar to analysis of term III, we have,

$$\Pi = \text{O}_p \left( \frac{1}{\delta_{pqT}^2} \right)$$

□



**Lemma 6.** *Under the assumptions,*

$$\frac{1}{pq} \mathbf{H}_R^\top \mathbf{R}^\top \mathbf{E}_t \mathbf{C} \mathbf{Q}_R = O_p\left(\frac{1}{\sqrt{pq}}\right)$$

*Proof.*

$$\frac{1}{pq} \mathbf{H}_R^\top \mathbf{R}^\top \mathbf{E}_t \mathbf{C} \mathbf{Q}_R = \mathbf{H}_R^\top \left( \frac{1}{pq} \sum_{i=1}^p \sum_{j=1}^q \mathbf{R}_{i \cdot} e_{t,ij} \mathbf{C}_{j \cdot}^\top \right) \mathbf{Q}_R = O_p\left(\frac{1}{\sqrt{pq}}\right)$$

□

#### A.6 Theorem 4: Convergence rate of $\widehat{\mathbf{S}}_t$

**Proof of Theorem 4.**

Define  $\widetilde{\mathbf{R}}_{i \cdot} = \mathbf{H}_R^\top \widehat{\mathbf{R}}_{i \cdot}$ ,  $\widetilde{\mathbf{C}}_{j \cdot} = \mathbf{H}_C^\top \widehat{\mathbf{C}}_{j \cdot}$ , and  $\widetilde{\mathbf{F}}_t = \mathbf{H}_R^{-1} \widehat{\mathbf{F}}_t \mathbf{H}_C^{\top -1}$ .

$$\begin{aligned} \widehat{\mathbf{S}}_{t,ij} - \mathbf{S}_{t,ij} &= \widehat{\mathbf{R}}_{i \cdot}^\top \widehat{\mathbf{F}}_t \widehat{\mathbf{C}}_{j \cdot} - \widetilde{\mathbf{R}}_{i \cdot}^\top \widetilde{\mathbf{F}}_t \widetilde{\mathbf{C}}_{j \cdot} \\ &= (\widehat{\mathbf{R}}_{i \cdot} - \widetilde{\mathbf{R}}_{i \cdot})^\top (\widehat{\mathbf{F}}_t - \widetilde{\mathbf{F}}_t) (\widehat{\mathbf{C}}_{j \cdot} - \widetilde{\mathbf{C}}_{j \cdot}) \\ &\quad + (\widehat{\mathbf{R}}_{i \cdot} - \widetilde{\mathbf{R}}_{i \cdot})^\top \widetilde{\mathbf{F}}_t (\widehat{\mathbf{C}}_{j \cdot} - \widetilde{\mathbf{C}}_{j \cdot}) \\ &\quad + \widetilde{\mathbf{R}}_{i \cdot}^\top (\widehat{\mathbf{F}}_t - \widetilde{\mathbf{F}}_t) (\widehat{\mathbf{C}}_{j \cdot} - \widetilde{\mathbf{C}}_{j \cdot}) \\ &\quad + (\widehat{\mathbf{R}}_{i \cdot} - \widetilde{\mathbf{R}}_{i \cdot})^\top (\widehat{\mathbf{F}}_t - \widetilde{\mathbf{F}}_t) \widetilde{\mathbf{C}}_{j \cdot} \\ &\quad + \widetilde{\mathbf{R}}_{i \cdot}^\top \widetilde{\mathbf{F}}_t (\widehat{\mathbf{C}}_{j \cdot} - \widetilde{\mathbf{C}}_{j \cdot}) \\ &\quad + (\widehat{\mathbf{R}}_{i \cdot} - \widetilde{\mathbf{R}}_{i \cdot})^\top \widetilde{\mathbf{F}}_t \widetilde{\mathbf{C}}_{j \cdot} \\ &\quad + \widetilde{\mathbf{R}}_{i \cdot}^\top (\widehat{\mathbf{F}}_t - \widetilde{\mathbf{F}}_t) \widetilde{\mathbf{C}}_{j \cdot}. \end{aligned}$$

From Theorem 2, we have

$$\widehat{\mathbf{R}}_{i \cdot} - \widetilde{\mathbf{R}}_{i \cdot} = O_p\left(\frac{1}{\min(p, \sqrt{qT})}\right), \quad \text{and} \quad \widehat{\mathbf{C}}_{j \cdot} - \widetilde{\mathbf{C}}_{j \cdot} = O_p\left(\frac{1}{\min(q, \sqrt{pT})}\right).$$

Then using Theorem 3, we have

$$\widehat{\mathbf{S}}_{t,ij} - \mathbf{S}_{t,ij} = O_p\left(\frac{1}{\min(p, q, \sqrt{qT}, \sqrt{pT})}\right).$$

## A.7 Theorem 5: Consistent latent dimension estimators

### A.7.1 Behavior of $\lambda_i \left( \frac{1}{pqT} \sum_{t=1}^T \mathbf{Y}_t \mathbf{Y}_t^\top \right)$ for $i \leq k$

Let  $\lambda_i$  denote the  $i$ -th largest eigenvalue of matrix  $\mathbf{A}$  and  $\sigma_i$  the  $i$ -th singular value of  $\mathbf{A}$ . Then

$$\widehat{\lambda}_i = \lambda_i \left( \frac{1}{pqT} \sum_{t=1}^T \mathbf{Y}_t \mathbf{Y}_t^\top \right)$$

**Lemma 7.** For  $i = 1, \dots, k-1$ ,

$$\frac{\widehat{\lambda}_j}{\widehat{\lambda}_{j+1}} = \mathcal{O}_p(1).$$

*Proof.* The result follows immediate from Proposition 1. □

### A.7.2 Behavior of $\lambda_i \left( \frac{1}{pqT} \sum_{t=1}^T \mathbf{Y}_t \mathbf{Y}_t^\top \right)$ for $i > k$

**Lemma 8.** , For  $j = 1, \dots, p-k$ ,

$$c + \mathcal{O}_p(1) \leq p \cdot \widehat{\lambda}_{k+j} \leq C + \mathcal{O}_p(1),$$

where  $c$ ,  $C$ , and  $\mathcal{O}_p(1)$  are uniform in  $1 \leq j \leq p-k$ .

*Proof.* Let  $\mathbf{X}_t = \mathbf{F}_t \mathbf{C}^\top$ , we decompose

$$\mathbf{Y}_t = \mathbf{R} \mathbf{X}_t + \mathbf{E}_t = \left( \mathbf{R} + \mathbf{E}_t \mathbf{X}_t^\top (\mathbf{X}_t \mathbf{X}_t^\top)^{-1} \right) \mathbf{X}_t + \mathbf{E}_t \left( \mathbf{I} - \mathbf{X}_t^\top (\mathbf{X}_t \mathbf{X}_t^\top)^{-1} \mathbf{X}_t \right).$$

Then,

$$\begin{aligned} \frac{1}{pqT} \sum_{t=1}^T \mathbf{Y}_t \mathbf{Y}_t^\top &= \left( \mathbf{R} + \mathbf{E}_t \mathbf{X}_t^\top (\mathbf{X}_t \mathbf{X}_t^\top)^{-1} \right) \mathbf{X}_t \mathbf{X}_t^\top \left( \mathbf{R} + \mathbf{E}_t \mathbf{X}_t^\top (\mathbf{X}_t \mathbf{X}_t^\top)^{-1} \right)^\top \\ &\quad + \mathbf{E}_t \left( \mathbf{I} - \mathbf{X}_t^\top (\mathbf{X}_t \mathbf{X}_t^\top)^{-1} \mathbf{X}_t \right) \mathbf{E}_t^\top \end{aligned}$$

From Weyl inequality and the fact that  $\mathbf{X}_t$  is a  $k \times q$  matrix,

$$\begin{aligned} \lambda_{k+j} \left( \frac{1}{pqT} \sum_{t=1}^T \mathbf{Y}_t \mathbf{Y}_t^\top \right) &\geq \lambda_{k+j} \left( \frac{1}{pqT} \sum_{t=1}^T \mathbf{E}_t \left( \mathbf{I} - \mathbf{X}_t^\top (\mathbf{X}_t \mathbf{X}_t^\top)^{-1} \mathbf{X}_t \right) \mathbf{E}_t^\top \right) \\ &= \lambda_{k+j} \left( \frac{1}{pqT} \sum_{t=1}^T \mathbf{E}_t \left( \mathbf{I} - \mathbf{X}_t^\top (\mathbf{X}_t \mathbf{X}_t^\top)^{-1} \mathbf{X}_t \right) \mathbf{E}_t^\top \right) \\ &\quad + \lambda_{k+1} \left( \frac{1}{pqT} \sum_{t=1}^T \mathbf{E}_t \mathbf{X}_t^\top (\mathbf{X}_t \mathbf{X}_t^\top)^{-1} \mathbf{X}_t \mathbf{E}_t^\top \right) \\ &\geq \lambda_{2k+j} \left( \frac{1}{pqT} \sum_{t=1}^T \mathbf{E}_t \mathbf{E}_t^\top \right). \end{aligned}$$

From Weyl inequality and the fact that  $\mathbf{X}_t$  is a  $k \times q$  matrix,

$$\begin{aligned}
\lambda_{k+j} \left( \frac{1}{pqT} \sum_{t=1}^T \mathbf{Y}_t \mathbf{Y}_t^\top \right) &\leq \lambda_{k+j} \left( \frac{1}{pqT} \sum_{t=1}^T \left( \mathbf{R} + \mathbf{E}_t \mathbf{X}_t^\top (\mathbf{X}_t \mathbf{X}_t^\top)^{-1} \right) \mathbf{X}_t \mathbf{X}_t^\top \left( \mathbf{R} + \mathbf{E}_t \mathbf{X}_t^\top (\mathbf{X}_t \mathbf{X}_t^\top)^{-1} \right)^\top \right) \\
&\quad + \lambda_j \left( \frac{1}{pqT} \sum_{t=1}^T \mathbf{E}_t \left( \mathbf{I} - \mathbf{X}_t^\top (\mathbf{X}_t \mathbf{X}_t^\top)^{-1} \mathbf{X}_t \right) \mathbf{E}_t^\top \right) \\
&\leq \lambda_j \left( \frac{1}{pqT} \sum_{t=1}^T \mathbf{E}_t \left( \mathbf{I} - \mathbf{X}_t^\top (\mathbf{X}_t \mathbf{X}_t^\top)^{-1} \mathbf{X}_t \right) \mathbf{E}_t^\top \right) \\
&\leq \lambda_j \left( \frac{1}{pqT} \sum_{t=1}^T \mathbf{E}_t \mathbf{E}_t^\top \right).
\end{aligned}$$

Thus,

$$\lambda_p \left( \frac{1}{qT} \sum_{t=1}^T \mathbf{E}_t \mathbf{E}_t^\top \right) \leq p \lambda_{k+j} \left( \frac{1}{pqT} \sum_{t=1}^T \mathbf{Y}_t \mathbf{Y}_t^\top \right) \leq \lambda_1 \left( \frac{1}{qT} \sum_{t=1}^T \mathbf{E}_t \mathbf{E}_t^\top \right)$$

From Lemma 1, we have

$$\left\| \frac{1}{qT} \sum_{t=1}^T \mathbf{E}_t \mathbf{E}_t^\top - \mathbb{E} \left[ \frac{1}{qT} \sum_{t=1}^T \mathbf{E}_t \mathbf{E}_t^\top \right] \right\| = o_p(1).$$

From Assumption D.2, the minimal and maximal eigenvalues of  $\mathbb{E} \left[ \frac{1}{qT} \sum_{t=1}^T \mathbf{E}_t \mathbf{E}_t^\top \right]$  are bounded away from above and below. So we have

$$c + o_p(1) \leq \lambda_p \left( \frac{1}{qT} \sum_{t=1}^T \mathbf{E}_t \mathbf{E}_t^\top \right) \leq \lambda_1 \left( \frac{1}{qT} \sum_{t=1}^T \mathbf{E}_t \mathbf{E}_t^\top \right) \leq C + o_p(1).$$

Finally, we have for  $j = 1, \dots, p - k$ ,

$$c + o_p(1) \leq p \cdot \widehat{\lambda}_{k+j} \leq C + o_p(1).$$

□

### A.7.3 Proof of Theorem 5

*Proof.* Let  $\Gamma_i \triangleq \frac{\widehat{\lambda}_i}{\widehat{\lambda}_{i+1}}$ . By Lemma 7, we have  $\Gamma_i = O_p(1)$  uniformly for  $i = 1, \dots, k - 1$ . We also have  $\Gamma_i = O_p(1)$ , uniformly for  $i = k + 1, \dots, p - 1$ , since uniformly for  $i = k + 1, \dots, p$ ,  $c + o_p(1) \leq p \cdot \widehat{\lambda}_{k+j} \leq C + o_p(1)$  by Lemma 8. However, when  $i = k$ ,

$$\Gamma_k \geq \widetilde{c}p - o_p(1), \quad \text{for some } \widetilde{c} > 0.$$

Since  $k \leq 2p$ , we have  $p/2 \leq p - k - 1$ . Define

$$\mathcal{I} = \{i \leq p/2 : i \neq k\}.$$

Then for any  $\epsilon > 0$ , there is  $C > 0$ ,  $\mathbb{P}\left(\max_{i \in \mathcal{I}} \Gamma_i \geq C\right) \leq \epsilon$ . Then,

$$\begin{aligned} \mathbb{P}(\widehat{k} \neq k) &\leq \mathbb{P}\left(\max_{i \in \mathcal{I}} \Gamma_i \geq \Gamma_k\right) \\ &\leq \mathbb{P}\left(\max_{i \in \mathcal{I}} \Gamma_i > C\right) + \mathbb{P}\left(\Gamma_k \leq \max_{i \in \mathcal{I}} \Gamma_i < C\right) \\ &\leq \epsilon. \end{aligned}$$

Since  $\epsilon$  is arbitrary, we have  $\mathbb{P}(\widehat{k} \neq k) \rightarrow 0$ . □

### A.8 Theorem 6: Consistent covariance estimators

*Proof.* In the following, we show that under Assumption A-G and uncorrelated rows and columns, as  $p, q, T \rightarrow \infty$ ,  $\widehat{\Sigma}_{R_i}$  is consistent for  $\Sigma_{R_i}$ . Proof for  $\widehat{\Sigma}_{C_j}$  is similar.

It suffice to prove that the HAC estimator based on estimators  $\{\widehat{\mathbf{F}}_t \widehat{\mathbf{C}}^\top \widehat{\mathbf{E}}_{t,i}\}_{t=1,\dots,T}$ , that is

$$\widehat{\Gamma}_R \triangleq \mathbf{D}_{R,0,i} + \sum_{v=1}^m \left(1 - \frac{v}{1+m}\right) (\mathbf{D}_{R,v,i} + \mathbf{D}_{R,v,i}^\top),$$

is a consistent estimator of  $\mathbf{Q}_R \Phi_{R,i} \mathbf{Q}_R^\top$ .

Because  $\widehat{\mathbf{F}}_t$  estimates  $\mathbf{H}_R^{-1} \mathbf{F}_t \mathbf{H}_C^{\top-1}$  and  $\widehat{\mathbf{C}}$  estimates  $\mathbf{C} \mathbf{H}_C$ , the HAC estimator  $\widehat{\Gamma}_R$  is estimating  $\mathbf{H}_R^{0,-1} \Phi_{R,i} \mathbf{H}_R^{0,-1\top}$  where  $\mathbf{H}_R^0$  is the limit of  $\mathbf{H}_R$  (Newey and West, 1987). Recall that

$$\mathbf{H}_R = \frac{1}{pqT} \sum_{t=1}^T \mathbf{F}_t \mathbf{C}^\top \mathbf{C} \mathbf{F}_t^\top \mathbf{R}^\top \widehat{\mathbf{R}} \mathbf{V}_{R,pqT}^{-1} \xrightarrow{\mathcal{P}} \Sigma_{FC} \mathbf{Q}_R^\top \mathbf{V}_R^{-1},$$

and  $\|\mathbf{H}_R\| = O_p(1)$  and  $\|\mathbf{H}_R^{-1}\| = O_p(1)$ . By Proposition 3, we further have,

$$\Sigma_{FC} \mathbf{Q}_R^\top \mathbf{V}_R^{-1} = \Sigma_{FC} \left( \mathbf{V}_R^{1/2} \Psi_R^\top \Sigma_{FC}^{-1/2} \right)^\top \mathbf{V}_R^{-1} = \Sigma_{FC}^{1/2} \Psi_R \mathbf{V}_R^{-1/2} = \mathbf{Q}_R^{-1},$$

where we use the fact that  $\Psi_R^\top \Psi_R = \mathbf{I}$ . Thus,  $\widehat{\Gamma}_R$  consistently estimates  $\mathbf{Q}_R \Phi_{R,i} \mathbf{Q}_R^\top$ . □

## Appendix B Proofs for general $\alpha$

Recall that  $\mathbf{Y}_R \triangleq [\mathbf{Y}_1 \dots \mathbf{Y}_T] \in \mathbb{R}^{p \times qT}$ ,  $\mathbf{Y}_C \triangleq [\mathbf{Y}_1^\top \dots \mathbf{Y}_T^\top] \in \mathbb{R}^{q \times pT}$ ,  $\widetilde{\mathbf{Y}}_R = \mathbf{Y}_R (\mathbf{W} \otimes \mathbf{I}_p)$  and  $\widetilde{\mathbf{Y}}_C = \mathbf{Y}_C (\mathbf{W} \otimes \mathbf{I}_q)$  where  $\mathbf{W} = \mathbf{I}_T + \widetilde{\alpha} \cdot \frac{\mathbf{1}_T \mathbf{1}_T^\top}{T}$  with  $\widetilde{\alpha} = \sqrt{\alpha + 1} - 1$  and  $\mathbf{W}^2 = \mathbf{I}_T + \alpha \cdot \frac{\mathbf{1}_T \mathbf{1}_T^\top}{T}$ .

Replacing the observation, factors and the noise terms by their projected counterparts, that is

$$\widetilde{\mathbf{Y}}_t = \mathbf{Y}_t + \widetilde{\mathbf{a}}\widetilde{\mathbf{Y}}, \quad \widetilde{\mathbf{F}}_t = \mathbf{F}_t + \widetilde{\mathbf{a}}\widetilde{\mathbf{F}}, \quad \text{and} \quad \widetilde{\mathbf{E}}_t = \mathbf{E}_t + \widetilde{\mathbf{a}}\widetilde{\mathbf{E}}, \quad (\text{B.1})$$

we rewrite model (1.1) as

$$\widetilde{\mathbf{Y}}_t = \mathbf{R}\widetilde{\mathbf{F}}_t\mathbf{C} + \widetilde{\mathbf{E}}_t.$$

Our estimator  $\widehat{\mathbf{R}}$  ( $\widehat{\mathbf{C}}$ ) is given by the matrix of  $\sqrt{p}$  ( $\sqrt{q}$ ) times the top  $k$  ( $r$ ) eigenvectors of

$$\widehat{\mathbf{M}}_R = \frac{1}{pqT} \widetilde{\mathbf{Y}}_R \widetilde{\mathbf{Y}}_R^\top = \frac{1}{pqT} \sum_{t=1}^T \widetilde{\mathbf{Y}}_t \widetilde{\mathbf{Y}}_t^\top, \quad \text{and} \quad \widehat{\mathbf{M}}_C = \frac{1}{pqT} \widetilde{\mathbf{Y}}_C \widetilde{\mathbf{Y}}_C^\top = \frac{1}{pqT} \sum_{t=1}^T \widetilde{\mathbf{Y}}_t \widetilde{\mathbf{Y}}_t^\top \quad (\text{B.2})$$

in descending order by corresponding eigenvalues.

Some auxiliary matrices  $\mathbf{V}_{R,pqT}$ ,  $\mathbf{V}_{C,pqT}$ ,  $\mathbf{H}_C$  and  $\mathbf{H}_R$  are defined as following. Let  $\mathbf{V}_{R,pqT} \in \mathbb{R}^{k \times k}$  and  $\mathbf{V}_{C,pqT} \in \mathbb{R}^{r \times r}$  be the diagonal matrices consisting of the first  $k$  and  $r$  largest eigenvalues of  $\frac{1}{pqT} \sum_{t=1}^T \widetilde{\mathbf{Y}}_t \widetilde{\mathbf{Y}}_t^\top$  and  $\frac{1}{pqT} \sum_{t=1}^T \widetilde{\mathbf{Y}}_t^\top \widetilde{\mathbf{Y}}_t$  in decreasing order, respectively. By definition of eigenvectors and eigenvalues, we have

$$\begin{aligned} \frac{1}{pqT} \sum_{t=1}^T \widetilde{\mathbf{Y}}_t \widetilde{\mathbf{Y}}_t^\top \widehat{\mathbf{R}} &= \widehat{\mathbf{R}} \mathbf{V}_{R,pqT}, \quad \text{or} \quad \widehat{\mathbf{R}} = \frac{1}{pqT} \sum_{t=1}^T \widetilde{\mathbf{Y}}_t \widetilde{\mathbf{Y}}_t^\top \widehat{\mathbf{R}} \mathbf{V}_{R,pqT}^{-1}, \\ \frac{1}{pqT} \sum_{t=1}^T \widetilde{\mathbf{Y}}_t^\top \widetilde{\mathbf{Y}}_t \widehat{\mathbf{C}} &= \widehat{\mathbf{C}} \mathbf{V}_{C,pqT}, \quad \text{or} \quad \widehat{\mathbf{C}} = \frac{1}{pqT} \sum_{t=1}^T \widetilde{\mathbf{Y}}_t^\top \widetilde{\mathbf{Y}}_t \widehat{\mathbf{C}} \mathbf{V}_{C,pqT}^{-1}. \end{aligned}$$

### B.1 Proof of Theorem 1 for general $\alpha$

We will show later in Section B.2 that under Assumption A-F, the projected model with satisfies Assumption A0-F0 in the Appendix. Replacing  $\mathbf{Y}_t$ ,  $\mathbf{F}_t$  and  $\mathbf{E}_t$  in the proof of Theorem 1 in Appendix A with  $\widetilde{\mathbf{Y}}_t$ ,  $\widetilde{\mathbf{F}}_t$  and  $\widetilde{\mathbf{E}}_t$  Thus, the following expansions hold:

$$\begin{aligned} \sqrt{qT} (\widehat{\mathbf{R}}_{i\cdot} - \mathbf{H}_R^\top \mathbf{R}_{i\cdot}) &= \mathbf{V}_{R,pqT}^{-1} \frac{\widehat{\mathbf{R}}^\top \mathbf{R}}{p} \frac{1}{\sqrt{qT}} \sum_{t=1}^T \widetilde{\mathbf{F}}_t \mathbf{C}^\top \widetilde{\mathbf{e}}_{t,i\cdot} + \text{O}_p \left( \frac{\sqrt{qT}}{p} \right) + \text{o}_p(1) \\ \sqrt{pT} (\widehat{\mathbf{C}}_{j\cdot} - \mathbf{H}_C^\top \mathbf{C}_{j\cdot}) &= \mathbf{V}_{C,pqT}^{-1} \frac{\widehat{\mathbf{C}}^\top \mathbf{C}}{q} \frac{1}{\sqrt{pT}} \sum_{t=1}^T \widetilde{\mathbf{F}}_t^\top \mathbf{R}^\top \widetilde{\mathbf{e}}_{t,j\cdot} + \text{O}_p \left( \frac{\sqrt{pT}}{q} \right) + \text{o}_p(1) \end{aligned}$$

**Proposition 4.** Under Assumptions A – F,

$$\text{plim}_{p,q,T \rightarrow \infty} \frac{\widehat{\mathbf{R}}^\top \mathbf{R}}{p} = \mathbf{Q}_R, \quad \text{and} \quad \text{plim}_{p,q,T \rightarrow \infty} \frac{\widehat{\mathbf{C}}^\top \mathbf{C}}{q} = \mathbf{Q}_C.$$

The matrix  $\mathbf{Q}_R \in \mathbb{R}^{k \times k}$  and  $\mathbf{Q}_C \in \mathbb{R}^{r \times r}$  are given, respectively, by

$$\mathbf{Q}_R = \mathbf{V}_R^{1/2} \boldsymbol{\Psi}_R^\top \boldsymbol{\Sigma}_{FC}^{-1/2} \quad \text{and} \quad \mathbf{Q}_C = \mathbf{V}_C^{1/2} \boldsymbol{\Psi}_C^\top \boldsymbol{\Sigma}_{FR}^{-1/2},$$

where  $\boldsymbol{\Sigma}_{FC} = \mathbb{E}[\widetilde{\mathbf{F}}_t \frac{\mathbf{C}^\top \mathbf{C}}{q} \widetilde{\mathbf{F}}_t^\top]$ ,  $\boldsymbol{\Sigma}_{FR} = \mathbb{E}[\widetilde{\mathbf{F}}_t^\top \frac{\mathbf{R}^\top \mathbf{R}}{p} \widetilde{\mathbf{F}}_t]$ ,  $\mathbf{V}_R$  ( $\mathbf{V}_C$ ) is a diagonal matrix with diagonal entries being the the eigenvalues of  $\boldsymbol{\Sigma}_{FC}^{1/2} \boldsymbol{\Omega}_R \boldsymbol{\Sigma}_{FC}^{1/2}$  ( $\boldsymbol{\Sigma}_{FR}^{1/2} \boldsymbol{\Omega}_C \boldsymbol{\Sigma}_{FR}^{1/2}$ ) in decreasing order,  $\boldsymbol{\Psi}_R$  ( $\boldsymbol{\Psi}_C$ ) is the corresponding eigenvector matrix such that  $\boldsymbol{\Psi}_R^\top \boldsymbol{\Psi}_R = \mathbf{I}$  ( $\boldsymbol{\Psi}_C^\top \boldsymbol{\Psi}_C = \mathbf{I}$ ), and  $\boldsymbol{\Omega}_R$  ( $\boldsymbol{\Omega}_C$ ) is defined in Assumption C.

*Proof.* Similar to that of Proposition 3. □

#### Proof of Theorem 1 for general $\alpha$

The distribution results are then an immediate consequence. In particular, for  $\frac{\sqrt{qT}}{p} \rightarrow 0$  the asymptotic distribution of the loadings is described by the limit of  $\mathbf{V}_{R,pqT}^{-1} \frac{\widehat{\mathbf{R}}^\top \mathbf{R}}{p} \frac{1}{\sqrt{qT}} \sum_{t=1}^T \widetilde{\mathbf{F}}_t \mathbf{C}^\top \widetilde{\mathbf{e}}_{t,i}$ . Note that under Assumption B, G.5 and G.6, we have

$$\begin{aligned} \frac{1}{\sqrt{qT}} \sum_{t=1}^T \widetilde{\mathbf{F}}_t \mathbf{C}^\top \widetilde{\mathbf{e}}_{t,i} &= \frac{\sqrt{T}}{\sqrt{q}} \frac{1}{T} \sum_{t=1}^T (\mathbf{F}_t + \bar{a} \bar{\mathbf{F}}) \mathbf{C}^\top (\mathbf{e}_{t,i} + \bar{a} \bar{\mathbf{e}}_i) \\ &= \begin{pmatrix} \mathbf{I}_k & \alpha \bar{\mathbf{F}} \end{pmatrix} \begin{pmatrix} \frac{1}{\sqrt{qT}} \sum_{t=1}^T \mathbf{F}_t \mathbf{C}^\top \mathbf{e}_{t,i} \\ \frac{1}{\sqrt{qT}} \sum_{t=1}^T \mathbf{C}^\top \mathbf{e}_{t,i} \end{pmatrix} \\ &\xrightarrow{\mathcal{D}} \mathcal{N} \left( \mathbf{0}, \begin{pmatrix} \mathbf{I}_k & \alpha \boldsymbol{\mu}_F \end{pmatrix} \begin{pmatrix} \boldsymbol{\Phi}_{R,i,11} & \boldsymbol{\Phi}_{R,i,12} \\ \boldsymbol{\Phi}_{R,i,21} & \boldsymbol{\Phi}_{R,i,22} \end{pmatrix} \begin{pmatrix} \mathbf{I}_k \\ \alpha \boldsymbol{\mu}_F \end{pmatrix} \right) \\ \\ \frac{1}{\sqrt{pT}} \sum_{t=1}^T \widetilde{\mathbf{F}}_t^\top \mathbf{R}^\top \widetilde{\mathbf{e}}_{t,j} &= \frac{\sqrt{T}}{\sqrt{p}} \frac{1}{T} \sum_{t=1}^T (\mathbf{F}_t + \bar{a} \bar{\mathbf{F}})^\top \mathbf{R}^\top (\mathbf{e}_{t,j} + \bar{a} \bar{\mathbf{e}}_j) \\ &= \begin{pmatrix} \mathbf{I}_k & \alpha \bar{\mathbf{F}} \end{pmatrix} \begin{pmatrix} \frac{1}{\sqrt{pT}} \sum_{t=1}^T \mathbf{F}_t^\top \mathbf{R}^\top \mathbf{e}_{t,j} \\ \frac{1}{\sqrt{pT}} \sum_{t=1}^T \mathbf{R}^\top \mathbf{e}_{t,j} \end{pmatrix} \\ &\xrightarrow{\mathcal{D}} \mathcal{N} \left( \mathbf{0}, \begin{pmatrix} \mathbf{I}_k & \alpha \boldsymbol{\mu}_F \end{pmatrix} \begin{pmatrix} \boldsymbol{\Phi}_{C,j,11} & \boldsymbol{\Phi}_{C,j,12} \\ \boldsymbol{\Phi}_{C,j,21} & \boldsymbol{\Phi}_{C,j,22} \end{pmatrix} \begin{pmatrix} \mathbf{I}_k \\ \alpha \boldsymbol{\mu}_F \end{pmatrix} \right) \end{aligned}$$

## B.2 Under Assumption A-F the projected model satisfies Assumption A0-F0.

In this section, we establish the connection between the original data and the projected data.

**Proposition 5.** *If Assumptions A - G in Section 3 are satisfied by  $\mathbf{Y}_t$ ,  $\mathbf{F}_t$ , and  $\mathbf{E}_t$ , then Assumptions A, B0, .... in Section A are satisfied for the projected data  $\widetilde{\mathbf{Y}}_t$ ,  $\widetilde{\mathbf{F}}_t$  and  $\widetilde{\mathbf{E}}_t$ .*

*Proof.* Now we shoe step by step that Assumptions A, B0, .... in Section A are satisfied for the projected data. In the following proofs, we repeated use the fact that  $\widetilde{e}_{t,ij} \triangleq e_{t,ij} + \widetilde{\alpha}e_{ij}$ ,  $\widetilde{\mathbf{F}}_t \triangleq \mathbf{F}_t + \widetilde{\alpha}\overline{\mathbf{F}}$  and  $2\widetilde{\alpha} + \widetilde{\alpha}^2 = \alpha$ .

**A:**  $\widetilde{\mathbf{F}}_t = \mathbf{F}_t + \widetilde{\alpha}\overline{\mathbf{F}}$

**B:**  $\mathbb{E} \left[ \|\widetilde{\mathbf{F}}_t\|^4 \right] \leq c \mathbb{E} \left[ \|\mathbf{F}_t\|^4 \right] \leq c < \infty$ ,  $(rT)^{-1} \sum_{t=1}^T \widetilde{\mathbf{F}}_t \widetilde{\mathbf{F}}_t^\top \xrightarrow{\mathcal{P}} \mathbf{U}_F + (1 + \alpha) \boldsymbol{\mu}_F \boldsymbol{\mu}_F^\top$  positive definite and  $(kT)^{-1} \sum_{t=1}^T \widetilde{\mathbf{F}}_t^\top \widetilde{\mathbf{F}}_t \xrightarrow{\mathcal{P}} \mathbf{V}_F + (1 + \alpha) \boldsymbol{\mu}_F \boldsymbol{\mu}_F^\top$  positive definite.

**C: Loading matrix.** Factor loadings are not affected by the projection.

**D: Cross row (column) correlation of noise  $\mathbf{E}_t$ .** There exists a positive number  $c < \infty$ , such that for all  $p, q$  and  $T$ ,

- (a)  $\mathbb{E}[\widetilde{e}_{t,ij}] = 0$  and  $\mathbb{E}|\widetilde{e}_{t,ij}|^8 \leq c$ .
- (b) Plugging  $\widetilde{\mathbf{E}}_t = \mathbf{E}_t + \widetilde{\alpha}\overline{\mathbf{E}}$  in the definition that  $\widetilde{\mathbf{U}}_E \triangleq \mathbb{E} \left[ \frac{1}{qT} \sum_{t=1}^T \widetilde{\mathbf{E}}_t \widetilde{\mathbf{E}}_t^\top \right]$  and using the fact that  $\widetilde{\alpha} \triangleq \sqrt{\alpha + 1} - 1$ , we have

$$\widetilde{\mathbf{U}}_E = \mathbf{U}_E + \mathbb{E} \left[ \frac{\alpha}{q} \overline{\mathbf{E}} \overline{\mathbf{E}}^\top \right] \leq (1 + \alpha) \mathbf{U}_E.$$

Similarly for  $\widetilde{\mathbf{V}}_E$ , we have

$$\widetilde{\mathbf{V}}_E = \mathbf{V}_E + \mathbb{E} \left[ \frac{\alpha}{q} \overline{\mathbf{E}}^\top \overline{\mathbf{E}} \right] \leq (1 + \alpha) \mathbf{V}_E.$$

Thus, Assumption D of the original noise  $\mathbf{E}_t$  implies Assumption D0 for the projected noise  $\widetilde{\mathbf{E}}_t$ .

- (c) For all row  $i, l \in [p]$ , all column  $j, h \in [q]$ , and time  $t, s \in [T]$ , we have  $\widetilde{e}_{t,ij} \widetilde{e}_{t,lh} = e_{t,ij} e_{t,lh} +$

$\alpha \bar{e}_{ij} \bar{e}_{lh}$  where  $\bar{e}_{ij} = \frac{1}{T} \sum_{t=1}^T e_{t,ij}$ .

$$\begin{aligned} \text{Cov}[\tilde{e}_{t,ij} \tilde{e}_{t,lj}, \tilde{e}_{t,ih} \tilde{e}_{t,lh}] &= \text{Cov}[e_{t,ij} e_{t,lj}, e_{t,ih} e_{t,lh}] \\ &+ \alpha \frac{1}{T^2} \sum_{t_1=1}^T \sum_{t_2=1}^T \text{Cov}[e_{t_1,ij} e_{t_1,lj}, e_{t_1,ih} e_{t_2,lh}] \\ &+ \alpha \frac{1}{T^2} \sum_{t_1=1}^T \sum_{t_2=1}^T \text{Cov}[e_{t_1,ij} e_{t_2,lj}, e_{t,ih} e_{t,lh}] \\ &+ \alpha^2 \frac{1}{T^4} \sum_{t_1=1}^T \sum_{t_2=1}^T \sum_{t_3=1}^T \sum_{t_4=1}^T \text{Cov}[e_{t_1,ij} e_{t_2,lj}, e_{t_3,ih} e_{t_4,lh}] \end{aligned}$$

Thus we have,

$$\sum_{j \neq h} \left| \text{Cov}[\tilde{e}_{t,ij} \tilde{e}_{t,lj}, \tilde{e}_{t,ih} \tilde{e}_{t,lh}] \right| \leq (1 + 2\alpha + \alpha^2) \sum_{j \neq h} \left| \text{Cov}[e_{t,ij} e_{t,lj}, e_{t,ih} e_{t,lh}] \right| = O_p(1).$$

Similarly, we obtain

$$\begin{aligned} \sum_{i \neq l} \left| \text{Cov}[\tilde{e}_{t,ij} \tilde{e}_{t,ih}, \tilde{e}_{t,lj} \tilde{e}_{t,lh}] \right| &= O_p(1), \\ \sum_{t \neq s} \sum_{j \neq h} \left| \text{Cov}[\tilde{e}_{t,ij} \tilde{e}_{t,lj}, \tilde{e}_{s,ih} \tilde{e}_{s,lh}] \right| &= O_p(1), \\ \sum_{t \neq s} \sum_{j \neq h} \left| \text{Cov}[\tilde{e}_{t,ij} \tilde{e}_{t,ih}, \tilde{e}_{s,lj} \tilde{e}_{s,lh}] \right| &= O_p(1). \end{aligned}$$

**E: Weak temporal dependence of the noise  $\mathbf{E}_t$ .** Plugging in  $\tilde{\mathbf{E}}_t \triangleq \mathbf{E}_t + \tilde{\alpha} \bar{\mathbf{E}}$  and using the fact that  $2\tilde{\alpha} + \tilde{\alpha}^2 = \alpha$ , we have

$$\begin{aligned} \sum_{s=1}^T \left\| \mathbb{E} \left[ \frac{1}{pq} \mathbf{R}^\top \tilde{\mathbf{E}}_s \tilde{\mathbf{E}}_t^\top \mathbf{R} \right] \right\|_2 &\leq \sum_{s=1}^T \left\| \mathbb{E} \left[ \frac{1}{pq} \mathbf{R}^\top \mathbf{E}_s \mathbf{E}_t^\top \mathbf{R} \right] \right\|_2 \\ &+ \tilde{\alpha} \sum_{s=1}^T \frac{1}{T} \sum_{t=1}^T \left\| \mathbb{E} \left[ \frac{1}{pq} \mathbf{R}^\top \mathbf{E}_s \mathbf{E}_t^\top \mathbf{R} \right] \right\|_2 \\ &+ \tilde{\alpha} \sum_{s=1}^T \frac{1}{T} \sum_{s=1}^T \left\| \mathbb{E} \left[ \frac{1}{pq} \mathbf{R}^\top \mathbf{E}_s \mathbf{E}_t^\top \mathbf{R} \right] \right\|_2 \\ &+ \tilde{\alpha}^2 \sum_{s=1}^T \frac{1}{T^2} \sum_{s=1}^T \sum_{t=1}^T \left\| \mathbb{E} \left[ \frac{1}{pq} \mathbf{R}^\top \mathbf{E}_s \mathbf{E}_t^\top \mathbf{R} \right] \right\|_2 \\ &\leq (1 + \alpha) \sum_{s=1}^T \left\| \mathbb{E} \left[ \frac{1}{pq} \mathbf{R}^\top \mathbf{E}_s \mathbf{E}_t^\top \mathbf{R} \right] \right\|_2 \\ &= O_p(1) \end{aligned} \tag{B.3}$$



By similar argument, we obtain  $\sum_{s=1}^T \left\| \mathbb{E} \left[ \frac{1}{pq} \mathbf{C}^\top \mathbf{E}_s^\top \mathbf{E}_t \mathbf{C} \right] \right\|_2 = O_p(1)$ .

**F: Weak dependence between factor  $\mathbf{F}_t$  and noise  $\mathbf{E}_t$ .** Plugging in  $\tilde{e}_{t,ij} \triangleq e_{t,ij} + \tilde{\alpha} \bar{e}_{ij}$ ,  $\tilde{\mathbf{F}}_t \triangleq \mathbf{F}_t + \tilde{\alpha} \bar{\mathbf{F}}$  and using the fact that  $2\tilde{\alpha} + \tilde{\alpha}^2 = \alpha$ , we have

$$\begin{aligned} \frac{1}{\sqrt{qT}} \sum_{t=1}^T \sum_{j=1}^q \tilde{e}_{t,ij} \tilde{\mathbf{F}}_t &= \frac{1}{\sqrt{qT}} \sum_{t=1}^T \sum_{j=1}^q e_{t,ij} \mathbf{F}_t + \tilde{\alpha} \frac{1}{\sqrt{qT}} \sum_{t=1}^T \sum_{j=1}^q e_{t,ij} \bar{\mathbf{F}} \\ &\quad + \tilde{\alpha} \frac{1}{\sqrt{qT}} \sum_{t=1}^T \sum_{j=1}^q \bar{e}_{ij} \mathbf{F}_t + \tilde{\alpha}^2 \frac{1}{\sqrt{qT}} \sum_{t=1}^T \sum_{j=1}^q \bar{e}_{ij} \bar{\mathbf{F}} \\ &= \frac{1}{\sqrt{qT}} \sum_{t=1}^T \sum_{j=1}^q e_{t,ij} \mathbf{F}_t + \alpha \sqrt{\frac{T}{q}} \sum_{j=1}^q \bar{e}_{ij} \bar{\mathbf{F}} \end{aligned}$$

Thus Assumption F.1 implies  $\mathbb{E} \left[ \frac{1}{p} \sum_{i=1}^p \left\| \frac{1}{\sqrt{qT}} \sum_{t=1}^T \sum_{j=1}^q \tilde{e}_{t,ij} \tilde{\mathbf{F}}_t \right\|^2 \right] \leq C$ . Similarly, Assumption F.2 implies  $\mathbb{E} \left[ \frac{1}{q} \sum_{j=1}^q \left\| \frac{1}{\sqrt{pT}} \sum_{t=1}^T \sum_{i=1}^p \tilde{e}_{t,ij} \tilde{\mathbf{F}}_t \right\|^2 \right] \leq C$ .

**G: Moments and Central Limit Theorem** There exists an  $c < \infty$  such that for all  $p, q$  and  $T$ :

(a) We have, for all row  $i$ ,

$$\begin{aligned} &\left\| \frac{1}{\sqrt{pqT}} \sum_{t=1}^T \sum_{l=1}^p \sum_{j=1}^q \mathbf{R}_l \left( \tilde{e}_{t,lj} \tilde{e}_{t,ij} - \mathbb{E}[\tilde{e}_{t,lj} \tilde{e}_{t,ij}] \right) \right\| \\ &\leq \left\| \frac{1}{\sqrt{pqT}} \sum_{t=1}^T \sum_{l=1}^p \sum_{j=1}^q \mathbf{R}_l \left( e_{t,lj} e_{t,ij} - \mathbb{E}[e_{t,lj} e_{t,ij}] \right) \right\| + \left\| \frac{\tilde{\alpha}}{\sqrt{pqT}} \sum_{t=1}^T \sum_{l=1}^p \sum_{j=1}^q \mathbf{R}_l \left( e_{t,lj} \bar{e}_{ij} - \mathbb{E}[e_{t,lj} \bar{e}_{ij}] \right) \right\| \\ &\quad + \left\| \frac{\tilde{\alpha}}{\sqrt{pqT}} \sum_{t=1}^T \sum_{l=1}^p \sum_{j=1}^q \mathbf{R}_l \left( \bar{e}_{lj} e_{t,ij} - \mathbb{E}[\bar{e}_{lj} e_{t,ij}] \right) \right\| + \left\| \frac{\tilde{\alpha}^2}{\sqrt{pqT}} \sum_{t=1}^T \sum_{l=1}^p \sum_{j=1}^q \mathbf{R}_l \left( \bar{e}_{lj} \bar{e}_{ij} - \mathbb{E}[\bar{e}_{lj} \bar{e}_{ij}] \right) \right\| \\ &= \left\| \frac{1}{\sqrt{pqT}} \sum_{t=1}^T \sum_{l=1}^p \sum_{j=1}^q \mathbf{R}_l \left( e_{t,lj} e_{t,ij} - \mathbb{E}[e_{t,lj} e_{t,ij}] \right) \right\| + 2\alpha \left\| \sqrt{\frac{T}{pq}} \sum_{l=1}^p \sum_{j=1}^q \mathbf{R}_l \left( \bar{e}_{lj} \bar{e}_{ij} - \mathbb{E}[\bar{e}_{lj} \bar{e}_{ij}] \right) \right\|. \end{aligned}$$

Assumption G.1 therefore implies

$$\mathbb{E} \left\| \frac{1}{\sqrt{pqT}} \sum_{t=1}^T \sum_{l=1}^p \sum_{j=1}^q \mathbf{R}_l \left( \tilde{e}_{t,lj} \tilde{e}_{t,ij} - \mathbb{E}[\tilde{e}_{t,lj} \tilde{e}_{t,ij}] \right) \right\|^2 \leq M.$$

(b) We have

$$\left\| \frac{1}{\sqrt{pqT}} \sum_{t=1}^T \mathbf{R}^\top \tilde{\mathbf{E}}_t \mathbf{C} \tilde{\mathbf{F}}_t^\top \right\| \leq \left\| \frac{1}{\sqrt{pqT}} \sum_{t=1}^T \mathbf{R}^\top \mathbf{E}_t \mathbf{C} \mathbf{F}_t^\top \right\| + 2\alpha \left\| \frac{\sqrt{T}}{\sqrt{pq}} \mathbf{R}^\top \bar{\mathbf{E}} \bar{\mathbf{C}} \bar{\mathbf{F}}^\top \right\|$$

Assumption G.2 therefore implies that the  $k \times k$  matrix satisfies

$$\mathbb{E} \left\| \frac{1}{\sqrt{pqT}} \sum_{t=1}^T \mathbf{R}^\top \widetilde{\mathbf{E}}_t \mathbf{C} \widetilde{\mathbf{F}}_t^\top \right\|_2^2 \leq c$$

Similarly from G.2, the  $r \times r$  matrix satisfies

$$\mathbb{E} \left\| \frac{1}{\sqrt{pqT}} \sum_{t=1}^T \widetilde{\mathbf{F}}_t^\top \mathbf{R}^\top \widetilde{\mathbf{E}}_t \mathbf{C} \right\|_2^2 \leq c$$

(c) Assumption G.3 implies that, for all  $1 \leq t \leq T$ ,

$$\mathbb{E} \left\| \frac{1}{\sqrt{pq}} \mathbf{R} \widetilde{\mathbf{E}}_t \mathbf{C}^\top \right\|^2 \leq \mathbb{E} \left\| \frac{1}{\sqrt{pq}} \mathbf{R} \mathbf{E}_t \mathbf{C}^\top \right\|^2 + \widetilde{\alpha} \mathbb{E} \left\| \frac{1}{\sqrt{pq}} \mathbf{R} \widetilde{\mathbf{E}}_t \mathbf{C}^\top \right\|^2 \leq (1 + \widetilde{\alpha}) \mathbb{E} \left\| \frac{1}{\sqrt{pq}} \mathbf{R} \mathbf{E}_t \mathbf{C}^\top \right\|^2 \leq C.$$

(d) By Assumption G.4, we have for each row  $i$ , as  $q, T \rightarrow \infty$ ,

$$\frac{1}{\sqrt{qT}} \sum_{t=1}^T \widetilde{\mathbf{F}}_t \mathbf{C}^\top \widetilde{\mathbf{e}}_{t,i} \xrightarrow{\mathcal{D}} \mathcal{N} \left( \mathbf{0}, \left( \boldsymbol{\Phi}_{R,i,11} + \alpha \boldsymbol{\Phi}_{R,i,21} + \alpha \boldsymbol{\Phi}_{R,i,12} + \alpha^2 \boldsymbol{\Phi}_{R,i,22} \right) \right).$$

(e) By Assumption G.5, we have for each column  $j$ , as  $p, T \rightarrow \infty$ ,

$$\frac{1}{\sqrt{pT}} \sum_{t=1}^T \widetilde{\mathbf{F}}_t^\top \mathbf{R}^\top \widetilde{\mathbf{e}}_{t,j} \xrightarrow{d} \mathcal{N} \left( \mathbf{0}, \left( \boldsymbol{\Phi}_{C,j,11} + \alpha \boldsymbol{\Phi}_{C,j,21} + \alpha \boldsymbol{\Phi}_{C,j,12} + \alpha^2 \boldsymbol{\Phi}_{C,j,22} \right) \right).$$

□

## Appendix C More Simulation Results

In this section, we present the more simulation results for Setting (I) and (III). Results are similar to those for Setting (II) presented at the main text. For both latent dimension estimation and convergence results,  $\alpha$ -PCA consistently converges faster with lower variance and estimates more accurately than AC-PCA over all chosen settings. Thus it is implied that  $\alpha$ -PCA has significant advantages over AC-PCA when  $\mathbf{F}_t$  and  $\mathbf{E}_t$  are uncorrelated or weakly correlated across rows and columns or time.

### C.1 Uncorrelated across time, rows, and columns

This section presents results for Setting (I) where  $\mathbf{E}_t$  are uncorrelated across time, rows, and columns. The entries of both  $\mathbf{F}_t$  and  $\mathbf{E}_t$  are uncorrelated across time, rows and columns. Specifi-

cally, we simulate temporally independent  $\mathbf{F}_t \sim \mathcal{MN}_{3 \times 3}(\mathbf{0}, \mathbf{I}, \mathbf{I})$  and  $\mathbf{E}_t \sim \mathcal{MN}_{p \times q}(\mathbf{0}, \mathbf{I}, \mathbf{I})$ .

Table 7 and 8 presents the frequencies of estimated  $(\widehat{k}, \widehat{r})$  pairs and means and standard deviations of  $D(\widehat{\mathbf{R}}, \mathbf{R}), D(\widehat{\mathbf{C}}, \mathbf{C})$ , respectively, for Setting (I).

$(\widehat{k}, \widehat{r})$	$p, q = 20, 20$				$p, q = 100, 20$				$p, q = 100, 100$			
	$T = .5pq$	$T = pq$	$T = 1.5pq$	$T = 2pq$	$T = .5pq$	$T = pq$	$T = 1.5pq$	$T = 2pq$	$T = .5pq$	$T = pq$	$T = 1.5pq$	$T = 2pq$
(2, 3)	.05	.085	.035	.035	0	0	0	0	0	0	0	0
	.025	.005	.005	.015	0	0	0	0	0	0	0	0
(3, 2)	.05	.03	.01	.045	.025	.015	.015	.02	0	0	0	0
	.01	.015	0	.01	.005	.005	0	0	0	0	0	0
(3, 3)	.845	.835	.92	.895	.975	.975	.98	.975	1	1	1	1
	.955	.975	.995	.975	.995	.995	1	1	1	1	1	1
other	.055	.05	.03	.01	0	.01	.005	.005	0	0	0	0
	.01	.005	0	0	0	0	0	0	0	0	0	0

Table 7: Table of frequencies of estimated  $(\widehat{k}, \widehat{r})$  pairs estimated by  $\alpha$ -PCA (highlighted rows) and AC-PCA (not highlighted rows) under Setting I. The truth is (3, 3).

$(p, q)$	$T = 0.5pq$		$T = pq$		$T = 1.5pq$		$T = 2pq$	
	$D(\widehat{\mathbf{R}}, \mathbf{R})$	$D(\widehat{\mathbf{C}}, \mathbf{C})$	$D(\widehat{\mathbf{R}}, \mathbf{R})$	$D(\widehat{\mathbf{C}}, \mathbf{C})$	$D(\widehat{\mathbf{R}}, \mathbf{R})$	$D(\widehat{\mathbf{C}}, \mathbf{C})$	$D(\widehat{\mathbf{R}}, \mathbf{R})$	$D(\widehat{\mathbf{C}}, \mathbf{C})$
(20, 20)	.40(.08)	.40(.09)	.28(.07)	.29(.07)	.23(.05)	.23(.05)	.20(.05)	.20(.04)
	1.11(.24)	1.12(.31)	1.11(.27)	1.11(.26)	1.07(.23)	1.10(.22)	1.08(.27)	1.09(.22)
(100, 20)	.14(.01)	.08(.02)	.10(.01)	.05(.01)	.08(.01)	.04(.01)	.07(.01)	.04(.01)
	.80(.07)	.45(.10)	.80(.07)	.45(.10)	.80(.07)	.45(.10)	.80(.07)	.44(.09)
(100, 100)	.03(.002)	.03(.002)	.02(.002)	.02(.002)	.02(.001)	.02(.001)	.01(.001)	.01(.001)
	.34(.02)	.34(.03)	.34(.03)	.33(.03)	.34(.02)	.33(.02)	.34(.03)	.33(.03)

Table 8: Means and standard deviations in parentheses of  $D(\widehat{\mathbf{R}}, \mathbf{R}), D(\widehat{\mathbf{C}}, \mathbf{C})$  estimated by  $\alpha$ -PCA (highlighted) and AC-PCA (not highlighted rows) under Setting I. All values multiplied by 10 and rounded for ease of presentation.

Figure 9 (a) shows the box plots of the ratios between space distances  $D(\widehat{\mathbf{R}}, \mathbf{R}), D(\widehat{\mathbf{C}}, \mathbf{C})$  of the two methods under Setting (I). The estimation error of  $\alpha$ -PCA is much smaller than AC-PCA.

Figure 10 (a) presents the box plots of  $\ell_2$  norm of distance between  $\widehat{\mathbf{F}}_t$  estimated by  $\alpha$ -PCA and transformed true  $\mathbf{F}_t$ , which shows the convergence of estimated factors under Setting (I).

## C.2 Weakly row- or column-wisely correlated $\mathbf{E}_t$

This section presents results for Setting (III) where  $\mathbf{E}_t$  are weakly correlated cross rows and columns. The entries of  $\mathbf{F}_t$  and  $\mathbf{E}_t$  are temporally uncorrelated, but  $\mathbf{E}_t$  is weakly correlated across rows and columns. Specifically, we simulate temporally independent  $\mathbf{F}_t \sim \mathcal{MN}_{3 \times 3}(\mathbf{0}, \mathbf{I}, \mathbf{I})$  and  $\mathbf{E}_t \sim \mathcal{MN}_{p \times q}(\mathbf{0}, \mathbf{U}_E, \mathbf{V}_E)$ , where  $\mathbf{U}_E$  and  $\mathbf{V}_E$  both have 1's on the diagonal, while have  $1/p$  and  $1/q$  off-diagonal, respectively.

Table 9 and 11 presents the frequencies of estimated  $(\widehat{k}, \widehat{r})$  pairs and means and standard devi-

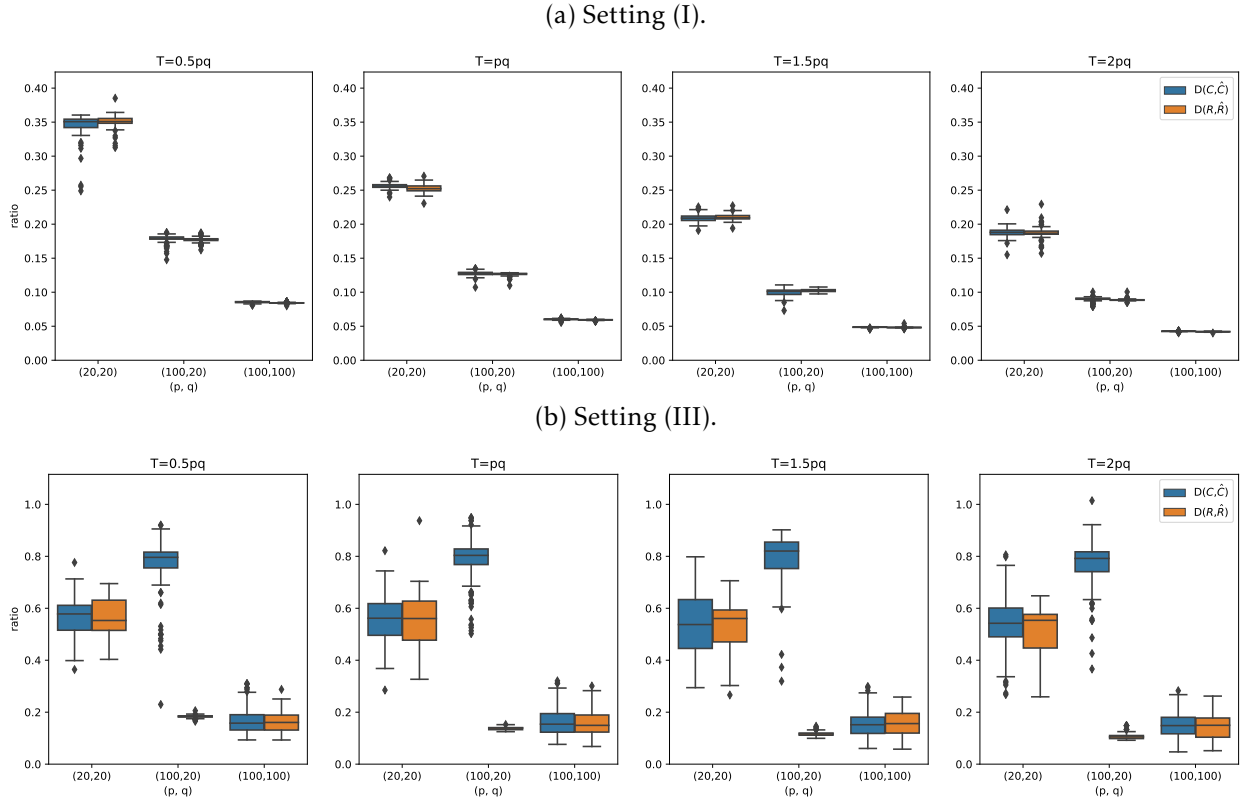


Figure 9: Box plots of ratios of space distances between  $\alpha$ -PCA and AC-PCA estimators. (a) is under Setting I; (b) is under Setting III. The estimation errors of  $\alpha$ -PCA is much smaller than AC-PCA

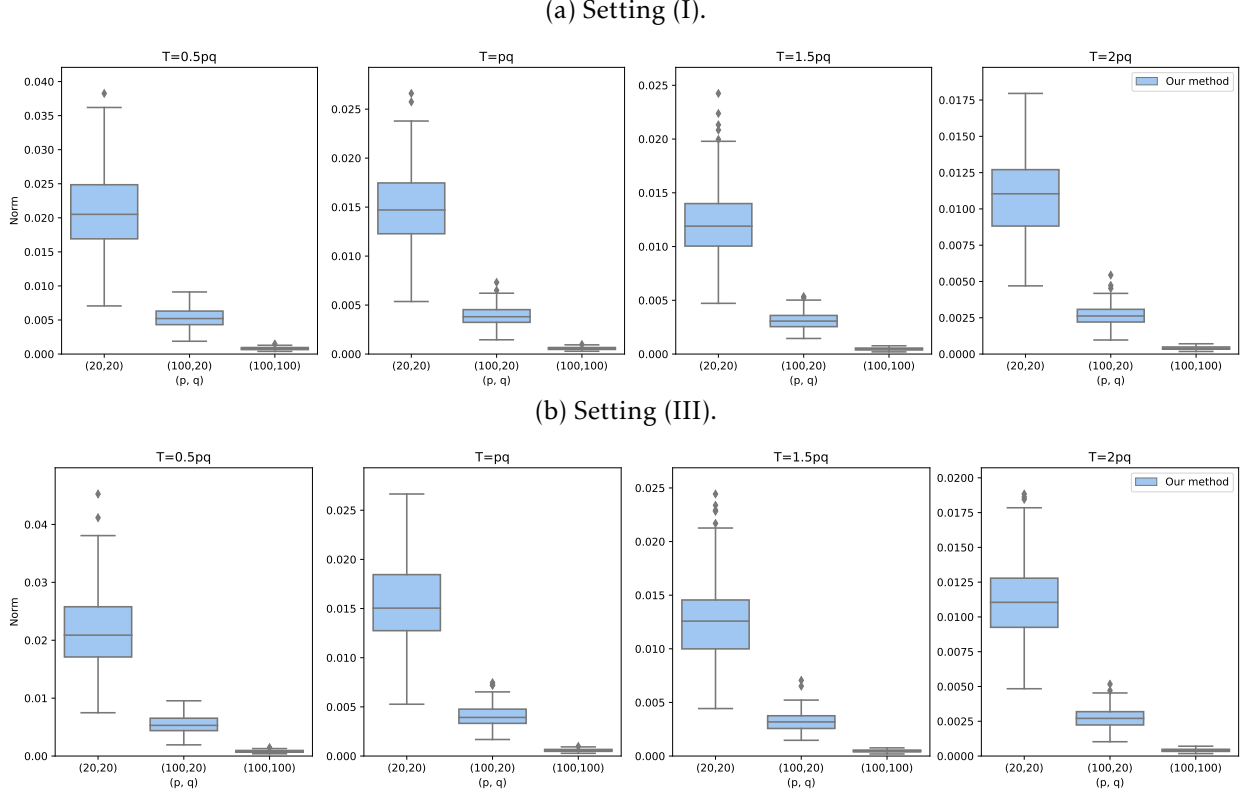


Figure 10: Boxplot of  $\ell_2$  norm of distance between estimated  $\widehat{\mathbf{F}}_t$  and transformed true  $\mathbf{F}_t$ .

ations of  $D(\widehat{\mathbf{R}}, \mathbf{R}), D(\widehat{\mathbf{C}}, \mathbf{C})$ , respectively, for Setting (III).

$(\widehat{k}, \widehat{r})$	$p, q = 20, 20$				$p, q = 190, 20$				$p, q = 100, 100$			
	$T = .5pq$	$T = pq$	$T = 1.5pq$	$T = 2pq$	$T = .5pq$	$T = pq$	$T = 1.5pq$	$T = 2pq$	$T = .5pq$	$T = pq$	$T = 1.5pq$	$T = 2pq$
(2, 3)	.105	.095	.1	.08	0	0	0	0	0	0	0	0
	.05	.085	.035	.065	0	0	0	0	0	0	0	0
(3, 2)	.08	.095	.07	.1	.095	.095	.05	.105	0	0	0	0
	.04	.105	.045	.06	.07	.085	.03	.07	0	0	0	0
(3, 3)	.69	.65	.695	.685	.84	.87	.92	.835	1	1	1	1
	.84	.75	.835	.82	.895	.9	.94	.9	1	1	1	1
other	.075	.16	.135	.135	.065	.035	.03	.06	0	0	0	0
	.07	.065	.085	.055	.035	.015	.03	.003	0	0	0	0

Table 9: Table of frequencies of estimated  $(\widehat{k}, \widehat{r})$  pairs estimated by  $\alpha$ -PCA (highlighted rows) and AC-PCA (not highlighted rows) under Setting (III). The truth is (3, 3).

Figure 9 (b) shows the box plots of the space distances  $D(\widehat{\mathbf{R}}, \mathbf{R}), D(\widehat{\mathbf{C}}, \mathbf{C})$  for both methods under Setting (III). Note the scales of the y-axis in two sub-figures are different. The estimation errors of  $\alpha$ -PCA is much smaller than AC-PCA.

Figure 10 (b) presents the box plots of  $\ell_2$  norm of distance between estimated  $\widehat{\mathbf{F}}_t$  and transformed true  $\mathbf{F}_t$ , which shows the convergence of estimated factors under Setting (III).

	$T = 0.5pq$		$T = pq$		$T = 1.5pq$		$T = 2pq$	
$(p, q)$	$\mathcal{D}(\widehat{\mathbf{R}}, \mathbf{R})$	$\mathcal{D}(\widehat{\mathbf{C}}, \mathbf{C})$	$\mathcal{D}(\widehat{\mathbf{R}}, \mathbf{R})$	$\mathcal{D}(\widehat{\mathbf{C}}, \mathbf{C})$	$\mathcal{D}(\widehat{\mathbf{R}}, \mathbf{R})$	$\mathcal{D}(\widehat{\mathbf{C}}, \mathbf{C})$	$\mathcal{D}(\widehat{\mathbf{R}}, \mathbf{R})$	$\mathcal{D}(\widehat{\mathbf{R}}, \mathbf{R})$
(20, 20)	.83(.38)	.84(.39)	.81(.43)	.79(.40)	.72(.32)	.76(.39)	.74(.42)	.79(.40)
	1.41(.53)	1.44(.51)	1.41(.55)	1.39(.54)	1.30(.43)	1.35(.41)	1.37(.62)	1.38(.45)
(100, 20)	.15(.02)	.70(.31)	.11(.01)	.74(.33)	.09(.01)	.69(.29)	.09(.02)	.67(.32)
	.80(.07)	.87(.33)	.80(.07)	.91(.36)	.80(.07)	.85(.35)	.80(.07)	.85(.35)
(100, 100)	.06(.02)	.06(.02)	.05(.02)	.06(.02)	.05(.02)	.05(.02)	.05(.02)	.05(.02)
	.34(.02)	.34(.03)	.34(.03)	.34(.03)	.34(.03)	.34(.03)	.34(.03)	.34(.03)

Figure 11: Means and SDs in parentheses of  $\mathcal{D}(\widehat{\mathbf{R}}, \mathbf{R}), \mathcal{D}(\widehat{\mathbf{C}}, \mathbf{C})$  estimated by the Chen method (highlighted) and Wang method under Setting (III). All values multiplied by 10 and rounded.

### C.3 Asymptotic normality

In this section, we present results of asymptotic normality for Setting (IV) with  $(p, q, T)$  equal to (200, 200, 100) and (400, 400, 250). The results for asymptotic normality are based on 1000 repetitions. Under all settings, the presented QQ plots and histograms demonstrate the asymptotic normality expected from the theorem.

Figure 13 presents the QQ plots of first dimension of the first row of  $\widehat{\mathbf{R}} - \mathbf{R}\mathbf{H}_R$  under setting (IV)  $p, q, T = 200, 200, 100$  and  $400, 400, 250$ .

Figure 12 presents the histograms of the first dimension of  $(\widehat{\mathbf{R}}_{0.} - \mathbf{H}_R^\top \mathbf{R}_{0.}) \widehat{\Sigma}_{R_0}^{-1/2}$  with  $\alpha = -1$  (left), 0 (middle) and 1 (right) under setting (IV) with  $p, q, T = 200, 200, 150$ .

Results of the other dimensions are similar.

QQ plots of the first dimension of the first row of  $\widehat{\mathbf{R}} - \mathbf{R}\mathbf{H}_R$  with  $\alpha = -1$  (left), 0 (middle) and 1 (right) under setting (IV) with  $p, q, T = 200, 200, 150$ .

## Appendix D Multinational Macroeconomic Indexes Dataset

Table 10 lists the short name of each series, its mnemonic (the series label used in the OECD database), the transformation applied to the series, and a brief data description. All series are from the OECD Database. In the transformation column,  $\Delta$  denote the first difference,  $\Delta \ln$  denote the first difference of the logarithm. GP denotes the measure of growth rate last period.

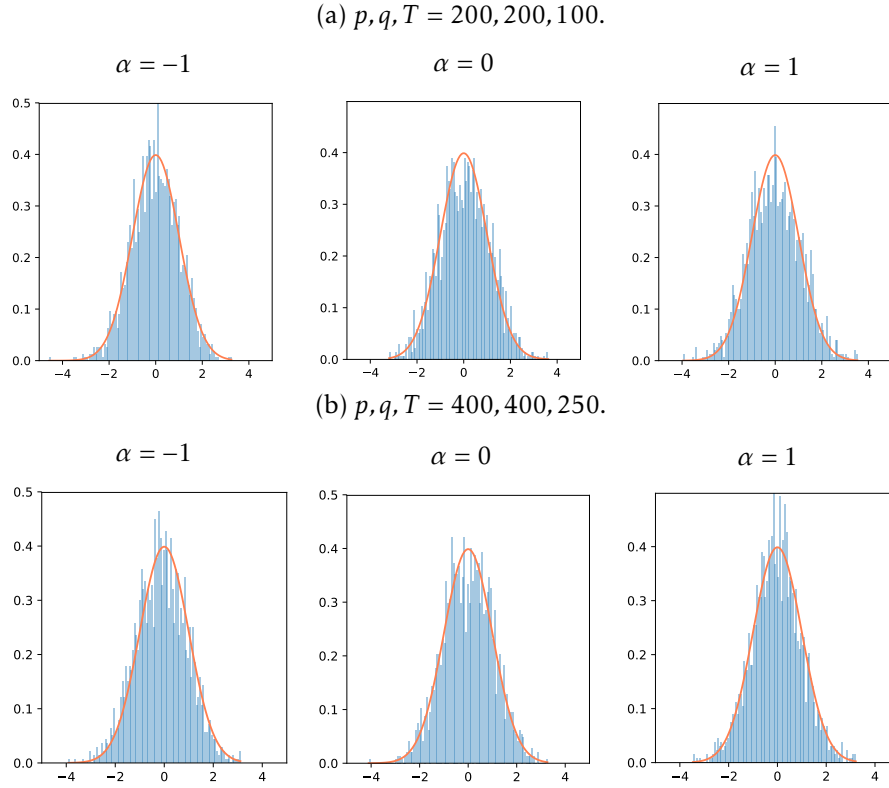


Figure 12: Histograms of the first dimension of  $(\widehat{\mathbf{R}}_0 - \mathbf{H}_R^\top \mathbf{R}_0) \widehat{\Sigma}_{R_0}^{-1/2}$  with  $\alpha = -1$  (left), 0 (middle) and 1 (right) under setting (IV) with  $p, q, T = 200, 200, 100$  and  $400, 400, 250$ . The lines plot the distribution of standard normal distribution.

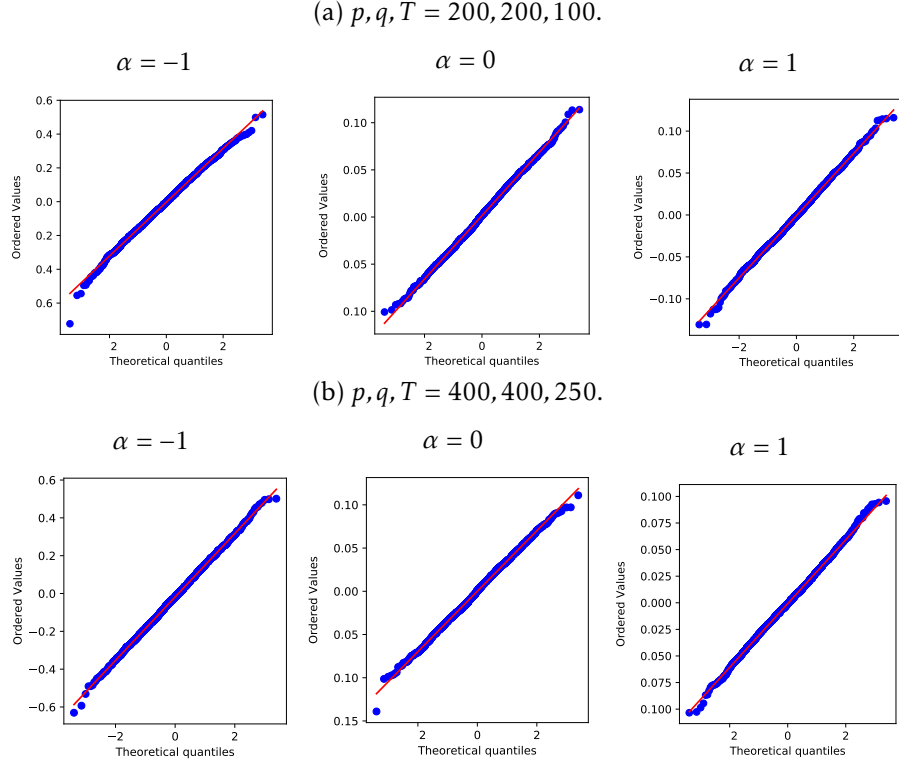


Figure 13: QQ plots of the first dimension of the first row of  $\widehat{\mathbf{R}} - \mathbf{R}\mathbf{H}_R$  with  $\alpha = -1$  (left), 0 (middle) and 1 (right) under setting (IV) with  $p, q, T = 200, 200, 100$  and  $400, 400, 250$ .

Short name	Mnemonic	Tran	description
CPI: Food	CPGDFD	$\Delta^2 \ln$	Consumer Price Index: Food, seasonally adjusted
CPI: Ener	CPGREN	$\Delta^2 \ln$	Consumer Price Index: Energy, seasonally adjusted
CPI: Tot	CPALTT01	$\Delta^2 \ln$	Consumer Price Index: Total, seasonally adjusted
IR: Long	IRLT	$\Delta$	Interest Rates: Long-term gov bond yields
IR: 3-Mon	IR3TIB	$\Delta$	Interest Rates: 3-month Interbank rates and yields
P: TIEC	PRINTO01	$\Delta \ln$	Production: Total industry excl construction
P: TM	PRMNT001	$\Delta \ln$	Production: Total manufacturing
GDP	LQRSGPOR	$\Delta \ln$	GDP: Original (Index 2010 = 1.00, seasonally adjusted)
IT: Ex	XTEXVA01	$\Delta \ln$	International Trade: Total Exports Value (goods)
IT: Im	XTIMVA01	$\Delta \ln$	International Trade: Total Imports Value (goods)

Table 10: Data transformations, and variable definitions



Country	ISO ALPHA-3 Code	Country	ISO ALPHA-3 Code
United States of America	USA	United Kingdom	GBR
Canada	CAN	Finland	FIN
New Zealand	NZL	Sweden	SWE
Australia	AUS	France	FRA
Norway	NOR	Netherlands	NLD
Ireland	IRL	Austria	AUT
Denmark	DNK	Germany	DEU

Table 11: Countries and ISO Alpha-3 Codes in Macroeconomic Indices Application