

Li abundances for solar twins in the open cluster M67

Marília Carlos,^{1*} Jorge Meléndez,¹ José-Dias do Nascimento Jr.^{2,3} and
Matthieu Castro²

¹*Departamento de Astronomia, IAG, Universidade de São Paulo, Rua do Matão 1226 São Paulo, 05509-900, Brazil*

²*Dep. de Física, Universidade Federal do Rio Grande do Norte, CEP: 59072-970 Natal, RN, Brazil*

³*Harvard-Smithsonian Center for Astrophysics, Cambridge, MA 02138, USA*

Accepted: 2019 December 10. Received: 2019 December 4; Received: 2019 October 15

ABSTRACT

We determine lithium (Li) abundances for solar twins in the M67 open cluster to add valuable information about the correlation between Li depletion and stellar age and, then, better understand stellar structure and evolution. We use high resolution and good signal-to-noise ratio spectra to characterize Li depletion in three solar twins from M67, using spectral synthesis in the region of the asymmetric 6707.75 Å Li I feature. The mean Li abundance value of $A(\text{Li}) = 1.6 \pm 0.2$ dex for our sample of M67 solar twins (our three stars plus a fourth solar twin from a previous analysis in the literature) presents Li abundance expected for its age. Also, the scatter estimated from the standard deviation of the Li abundances in this work is similar to the typical scatter found in a sample of field solar twins presented in the literature.

Key words: techniques: spectroscopic – stars: solar-type – stars: abundances – stars: evolution – open clusters and associations: individual: NGC 2682 (M67)

1 INTRODUCTION

Because of its fragile nature, Li is an excellent astrophysical tracer of transport mechanisms and mixing within and below the convective zone of solar-type stars. This element is destroyed at temperatures near 2.5×10^6 K, when is transported to the inner regions of a star as a result of its convective motions and extramixing processes.

Studies of the correlation between Li depletion and stellar age can help to constrain non-standard stellar evolution models and, thus, improve our knowledge on the structure and evolution of the Sun and Sun-like stars. These non-standard stellar evolution models take into account different theoretical physics approaches to try to explain the low content of lithium in the Sun and Sun-like stars. Models explore different physics, such as gravity waves (Charbonnel & Talon 2005), rotation-induced mixing and diffusion (Do Nascimento et al. 2009), overshooting and gravitational settling (Xiong & Deng 2009), and rotation-driven turbulent diffusion (Denissenkov 2010).

Several works in the literature discuss lithium depletion with stellar age (Sestito & Randich 2005; Ford et al. 2005; Monroe et al. 2013; Carlos et al. 2016, 2019), and many of them study field stars in which the age determination may

yield considerable uncertainties. Thus, it is imperative to analyse stars in clusters due to their better age estimates.

The M67 (NGC 2682) open cluster presents an ample range of studies in the literature. Its age and metallicity make this cluster a good asset to assess the stellar evolution of the Sun and solar-like stars. The estimated age of M67 found in the literature varies from 3.4 to 5.4 Gyr (e.g., Vandenberg & Stetson 2004; Sarajedini et al. 2009; Magic et al. 2010; Gaia Collaboration et al. 2018), while its metallicity varies within $-0.1 \lesssim [\text{Fe}/\text{H}] \lesssim 0.1$ (e.g., Fan et al. 1996; Önehag et al. 2011; Gaia Collaboration et al. 2018; Liu et al. 2016, 2019; Souto et al. 2019).

Although the works of Pasquini et al. (2008) and Castro et al. (2011) have measured Li abundances for several solar-like stars in M67, the spectral resolution of about 17000 (Fiber Large Array Multi Element Spectrograph – FLAMES/GIRAFFE spectrograph; Pasquini et al. 2002) is not enough to resolve the 6707.43 Å Fe I and 6707.75 Å Li I lines and, thus, compromise the final Li abundances achieved on their studies. Önehag et al. (2011) and Liu et al. (2016) analysed one solar twin at high resolution ($R \sim 50000$), adding valuable information about Li abundances in clusters. As there is a lack of high-resolution spectra of M67 solar twins to study Li depletion, it is critical to acquire more high-quality data to the discussion.

In this paper we discuss the Li depletion and its scatter

* E-mail: marilia.carlos@usp.br

in the M67 cluster, using high resolution and good signal-to-noise ratio (S/N) spectra for three solar twins.

2 SAMPLE AND ANALYSIS

The sample consists of three solar twins observed with the Gemini Remote Access to CFHT ESPaDOns Spectrograph¹ (GRACES, [Chene et al. 2014](#)) at the Gemini North Observatory with high resolution ($R \sim 45000$) and moderately high S/N ($S/N \sim 100$) on the night of 2016 December 23, 24, 25, and 27 (observation program GN-2016B-Q-36). The sample, presented in Table 1, was chosen from a list built with M67 objects that have high membership probabilities, calculated using proper motion from [Yadav et al. \(2008\)](#), previous spectroscopic studies by [Pasquini et al. \(2008\)](#), and further studies of radial velocity by [Geller et al. \(2015\)](#). Furthermore, we verified objects that may have about $1M_{\odot}$ and some photometric modulation from Kepler K2, as analysed by [Barnes et al. \(2016\)](#) and [Gonzalez \(2016\)](#).

The spectra were reduced and normalized using the OPERA pipeline ([Martoli et al. 2012](#); [Teeples 2014](#)). Fig. 1 shows the comparison between the M67 solar twins candidates and the Sun around 6115 Å. The solar spectrum used for comparison was taken by the GRACES spectrograph, and was observed in reflected sunlight from the asteroid Vesta. The residues, which indicate the difference between the M67 stars and the Sun, have a value of about $\sim 1\%$ and illustrate the similarity that is expected for solar twins.

The stellar parameters were calculated by using two different methods to verify their consistency. Through a differential spectroscopic analysis of equivalent widths using the IRAF² task SPLOT, and also via photometry, with data from the literature. Both analysis were done with the q2 python package ([Ramírez et al. 2014](#)).

In the differential spectroscopy analysis, the effective temperature, surface gravity and $[\text{Fe}/\text{H}]$ were estimated by using Fe I and Fe II lines in a differential line-by-line method to achieve excitation and ionization equilibrium balance (e.g., [Meléndez et al. 2014](#); [Bedell et al. 2014](#)). Then, the masses were calculated by using the stellar parameters derived from the spectroscopic method using Yonsei-Yale isochrones ([Yi et al. 2001](#); [Kim et al. 2002](#)).

In order to verify our spectroscopic stellar parameters, the effective temperature, surface gravity and mass were also derived using photometric data from the literature.

The V, J, H, K_S magnitudes and the $B - V$ colour ([Geller et al. 2015](#); [Pace et al. 2012](#); [Cutri et al. 2003](#)) were used with the photometric calibration from [Casagrande et al. \(2010\)](#) to estimate the effective temperatures (T_{eff}). We adopted the M67 reddening $E(B - V) = 0.037$ from the [Gaia Collaboration et al. \(2018\)](#). The reddening ratios used to correct the other colours, $k = E(\text{colour})/E(B - V)$, were taken from [Ramírez & Meléndez \(2005\)](#).

The stellar parameters mass and surface gravity ($\log g$) were also estimated by using the Yonsei-Yale isochrone

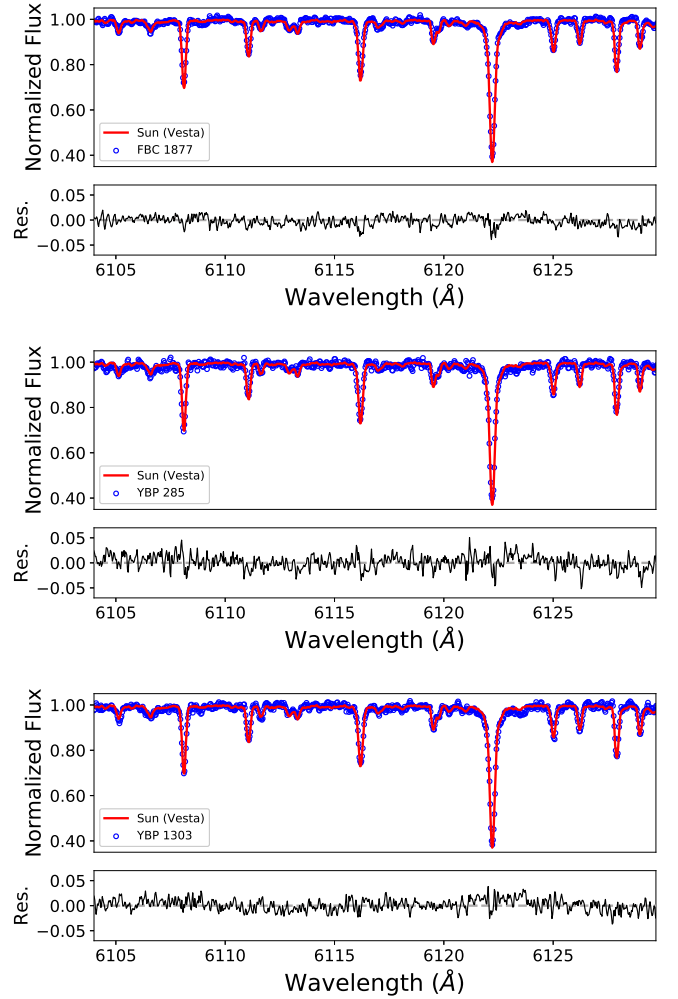


Figure 1. Solar spectrum (red line) in comparison with three solar twins from M67 (open blue circles). Their respective residuals are shown in black.

set ([Yi et al. 2001](#); [Kim et al. 2002](#)). We adopt the photometric T_{eff} previously mentioned, $[\text{Fe}/\text{H}]$ from our spectroscopic analysis, the V magnitude from [Geller et al. \(2015\)](#), the $E(B - V)$ reddening from the [Gaia Collaboration et al. \(2018\)](#), and parallax from the Gaia Data Release 2 (DR2) archive with the zero point offset correction (we added 0.03 mas) suggested by [Lindegren et al. \(2018\)](#).

The stellar parameters presented in Table 2 taken both by photometry and spectroscopy show the consistency between the two different methods used in this work and are compatible within 1σ . Our parameters also confirm that the sample consists of only solar twins as the effective temperature is within $T_{\text{eff},\odot} \pm 100$ K, surface gravity within $\log g_{\odot} \pm 0.1$, and metallicity within $[\text{Fe}/\text{H}]_{\odot} \pm 0.1$.

The stars FBC 1877 and YBP 285 have rotational periods registered in the literature. The work of [Barnes et al. \(2016\)](#) found rotational periods of 24.4 ± 2.5 and 26.9 ± 1.5 d for FBC 1877 and YBP 285 respectively; within the errors these values are expected for solar twins at this age ([Lorenzo-Oliveira et al. 2019](#)).

The Li abundances were derived with the same method

¹ For more information see <http://www.gemini.edu/sciops/future-instrumentation/graces/documents>

² <http://iraf.noao.edu/>

Table 1. Coordinates, V magnitudes, radial velocities, proper motions and Epic names for our sample.

Star	α (J2000)	δ (J2000)	V* (mag)	$v_{\text{rad.}}^*$ (km.s ⁻¹)	P _V (%) [†]	P _{μ} (%) [‡]	Epic name
Cl* NGC 2682 FBC 1877	08 50 21.5753	+11 50 23.1764	14.52	34.57	97	99	211413212
Cl* NGC 2682 YBP 285	08 51 23.8697	+11 38 52.1557	14.46	34.01	98	98	211400500
Cl* NGC 2682 YBP 1303	08 50 56.6633	+11 49 54.6772	14.64	37.27	98	99	211412674

Notes. *Data from [Geller et al. \(2015\)](#). [†]Membership probability from [Geller et al. \(2015\)](#).
[‡][Yadav et al. \(2008\)](#) proper motion membership probability.

Table 2. Stellar parameters obtained through photometry and high-resolution spectroscopy.

Star	Photometry			Spectroscopy				
	Mass (M _⊙)	T _{eff} (K)	log g (dex)	Mass (M _⊙)	T _{eff} (K)	log g (dex)	v_t (km.s ⁻¹)	[Fe/H]
Our work								
FBC 1877	1.04 ^{+0.03} _{-0.03}	5843 ± 65	4.41 ^{+0.04} _{-0.04}	1.04 ^{+0.02} _{-0.02}	5840 ± 24	4.46 ± 0.06	1.02 ± 0.05	0.06 ± 0.02
YBP 285	1.05 ^{+0.03} _{-0.04}	5874 ± 105	4.42 ^{+0.04} _{-0.05}	1.06 ^{+0.03} _{-0.02}	5883 ± 47	4.51 ± 0.08	1.15 ± 0.08	0.07 ± 0.03
YBP 1303	0.99 ^{+0.03} _{-0.02}	5750 ± 39	4.41 ^{+0.04} _{-0.04}	1.01 ^{+0.02} _{-0.02}	5768 ± 36	4.50 ± 0.06	1.14 ± 0.07	0.04 ± 0.03
Liu et al. (2016)								
YBP 1194	–	–	–	(1.01 ^{+0.02} _{-0.02}) [†]	5786 ± 13	4.46 ± 0.02	1.04 ± 0.02	-0.005 ± 0.010

Notes. [†] Our mass calculation using [Liu et al. \(2016\)](#) data.

applied in [Carlos et al. \(2016, 2019\)](#), using spectral synthesis of the asymmetric 6707.75 Å Li I blend with the aid of the July 2014 version of the 1D local thermodynamic equilibrium (LTE) code MOOG ([Snedden 1973](#)) and the Kurucz grid of ATLAS9 model atmospheres ([Castelli & Kurucz 2004](#)). The line list of the Li region from [Meléndez et al. \(2012\)](#), which includes the components of the Li feature and blends from atomic and molecular (CN and C₂) lines, was adopted.

The stellar parameters employed for the spectral synthesis are those from the spectroscopic analysis, due to the smaller errors in comparison to those from the photometric method. In order to compare the synthetic and observed spectra, it is important to take into consideration the line broadening effects due to macroturbulence (v_{macro}) and projected rotational velocities ($v \sin i$). We estimated the $v_{\text{macro}, \odot} = 4.1 \text{ km.s}^{-1}$, adopting $v \sin i = 1.9 \text{ km.s}^{-1}$, for our GRACES solar spectrum.

For the three stars in the sample, the macroturbulence velocity was calculated by the Equation (1) of [dos Santos et al. \(2016\)](#), and the projected rotational velocity was determined by analysing the line profile of the Fe I 6027.050 Å, 6093.644 Å, 6151.618 Å, 6165.360 Å, 6705.102 Å, and Ni I 6767.772 Å lines.

Fig. 2 shows the spectral synthesis of 6707.75 Å Li I line region for the three stars of our sample. The LTE Li abundances were corrected to non-LTE (NLTE) abundances using the INSPECT data base³, based on NLTE calculations by [Lind et al. \(2009\)](#). The errors were estimated by considering the uncertainties in the stellar parameters, the rms deviation of the observed line profile relative to the synthetic spectra, and the continuum setting. The LTE and NLTE values of $A(\text{Li}) = \log(N_{\text{Li}}/N_{\text{H}}) + 12$, with their respective errors, are presented in Table 3.

³ www.inspect-stars.com (version 1.0).

Table 3. Lithium abundances of solar twins in M67.

Star	A(Li) LTE (dex)	A(Li) NLTE (dex)
Our work, R= 45000		
FBC 1877	1.76 ^{+0.05} _{-0.06}	1.79 ^{+0.05} _{-0.06}
YBP 285	1.57 ^{+0.18} _{-0.30}	1.60 ^{+0.18} _{-0.30}
YBP 1303	≲ 1.19	≲ 1.24
Liu et al. (2016) , R= 50000		
YBP 1194	1.32 ^{+0.08} _{-0.07}	1.36 ^{+0.08} _{-0.07}
Castro et al. (2011) , R= 17000		
YBP 285	0.6	–
YBP 1303	1.2	–
Pasquini et al. (2008) , R= 17000		
YBP 285	0.6	< 0.6
YBP 1303	0.5	< 0.6

3 DISCUSSION

Two of the three stars in our sample have Li abundances in the literature. The works of [Pasquini et al. \(2008\)](#) and [Castro et al. \(2011\)](#) measured the Li abundances for the stars YBP 285 and YBP 1303 using spectra from the multi-object FLAMES/GIRAFFE spectrograph at the UT2/Kueyen ESO-Very Large Telescope (VLT; [Pasquini et al. 2002](#)), which have a resolution that do not separate the 6707.43 Å Fe I and 6707.75 Å Li I lines (R~17000). From Fig. 2 it is possible to notice that these two lines are resolved in our data (S/N is about the same, but our resolving power is about three times higher) and, thus, our study likely achieved better Li abundance estimates. Notice that for star YBP 285, our more precise result is much higher than in [Castro et al. \(2011\)](#), but for YBP 1303 we get about the same result; note that the [Castro et al. \(2011\)](#) paper is a

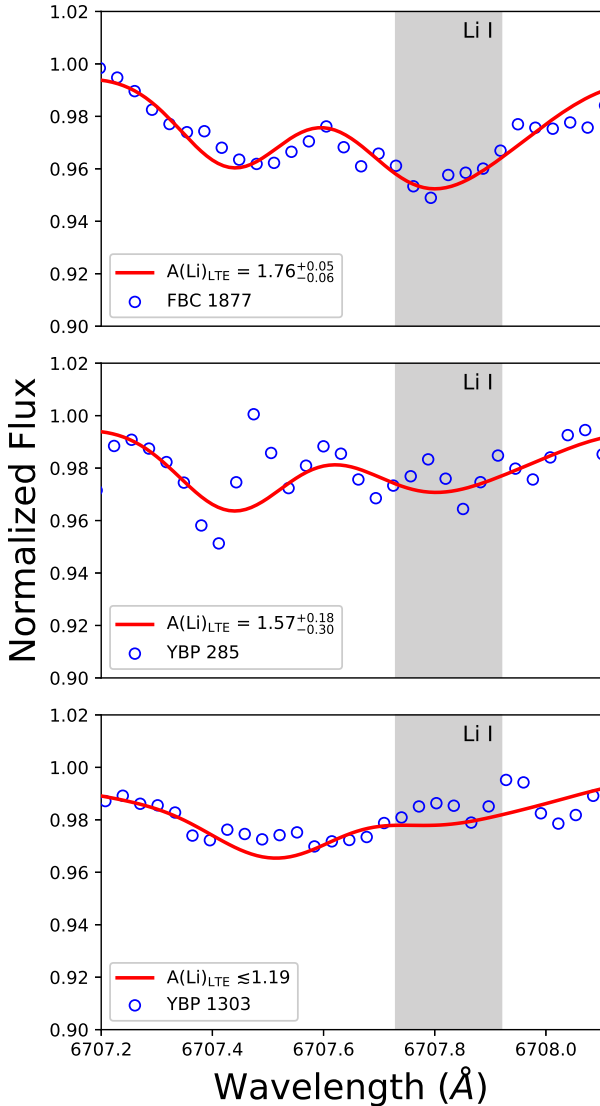


Figure 2. The red solid line represents the spectral synthesis in comparison with the observed data (open blue circles) for the M67 stars FBC 1877 (top panel), YBP 285 (middle panel), and YBP 1303 (bottom panel).

reanalysis of the FLAMES/VLT spectra by [Pasquini et al. \(2008\)](#), but using spectral synthesis instead of equivalent widths of the Li blend. For details on the wavelength position for each species around the 6707.75 Å Li I line region, see fig. 2 of [Carlos et al. \(2016\)](#). For the first time Li abundance was estimated for the star FBC 1877.

In addition, the work of [Liu et al. \(2016\)](#) analysed the solar twin Cl* NGC 2682 YBP 1194 (spectroscopic stellar parameters are reproduced in Table 2), a star also studied by [Önehag et al. \(2011\)](#), using the same method (spectral synthesis) and line list as this work with $A(\text{Li})_{\text{NLTE}} = 1.36^{+0.08}_{-0.07}$ dex, which are in reasonable agreement with the results shown in Fig. 3. Notice that [Randich et al. \(2002\)](#) observed a star close to the Sun (Cl* NGC 2682 YBP 713, also known as Cl* NGC 2682 SAND 969) and with equivalent width measurements obtained $A(\text{Li})_{\text{NLTE}} = 2.06 \pm 0.10$ dex; how-

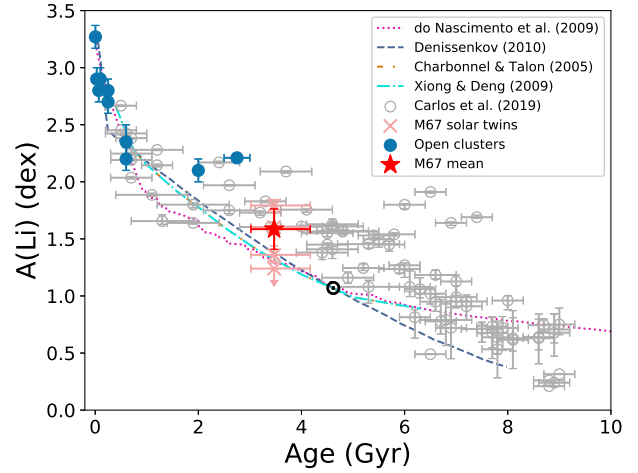


Figure 3. Li vs. age correlation. The grey open circles represent field solar twins analysed by [Carlos et al. \(2019\)](#). Blue filled circles show open clusters studied in the literature (references are shown in the text). Single solar twins from M67 are displayed by light red crosses and its respective mean value is shown by the red star. The Sun is represented by its usual symbol.

ever, this star is not a solar twin as it seems more luminous, and also according to [Pasquini et al. \(2008\)](#) it is actually a binary system. Thus, this star is disregarded in the following discussion.

Fig. 3 shows our sample of M67 solar twins in comparison with the field solar twins sample from [Carlos et al. \(2019\)](#), another solar twin in the M67 open cluster from [Liu et al. \(2016\)](#), and other solar twins that belong to open clusters found in the literature (NGC 2264 from [King 1998](#); IC2602 and IC2391 from [Randich et al. 2001](#); Pleiades from [Soderblom et al. 1993](#); Blanco 1 from [Ford et al. 2005](#); NGC 6475 from [Sestito et al. 2003](#); NGC 1039 from [Jones et al. 1997](#); Coma Berenices from [Ford et al. 2001](#); Hyades from [Thorburn et al. 1993](#); and NGC 762 from [Sestito et al. 2004](#)). There is a recent study of lithium in the cluster Ruprecht 147 ([Bragaglia et al. 2018](#)); however, all potential solar twins, except one star, have only reported upper limits for lithium abundances.

The advantage of studying an open cluster is the accuracy of stellar age determination, in comparison to field stars age estimates. The age of M67 open cluster adopted here was estimated by the [Gaia Collaboration et al. \(2018\)](#), $\text{Age} = 3.4^{+0.70}_{-0.45}$ Gyr. For comparison, as mentioned in the Introduction, other age estimates from isochrones are around 4 Gyr (e.g. [Castro et al. 2011](#) obtained $3.9^{+0.6}_{-0.7}$ Gyr), and the age estimated using gyrochronology, i.e. using the rotational period of stars, from the work of [Barnes et al. \(2016\)](#) is 4.2 ± 0.2 Gyr.

The mean Li abundance value for M67 and its standard deviation is $A(\text{Li}) = 1.6 \pm 0.2$ dex, including the solar twin from [Liu et al. \(2016\)](#) and excluding the star YBP 1303 due to its upper limit Li abundance. If we consider the four stars, including the upper limit of Li abundance for YBP 1303, we achieve $A(\text{Li}) = 1.5 \pm 0.2$ dex. The mean Li abundance found for the M67 open cluster follows the same trend as the field solar twins from [Carlos et al. \(2019\)](#), as expected for solar twins at that age. Interestingly, the scatter estimated from

the standard deviation of the Li abundance of the three M67 solar twins (excluding the star with upper limit abundance) is similar to the typical scatter found in the field solar twins sample from [Carlos et al. \(2019\)](#), of about 0.2 dex.

The Li abundance scatter for a given age, as seen in [Fig. 3](#), might be due to their somewhat different characteristics such as rotational periods, metallicities and small difference in masses. These such small differences in their parameters combined can influence in the depth of their convective zones and their rotational history, thus, resulting in somewhat different amounts of Li burning, as discussed by many studies presented in the literature such as [Pinsonneault et al. \(1990\)](#), [Chaboyer et al. \(1995\)](#), [Pace et al. \(2012\)](#) and [Somers & Stassun \(2017\)](#). Although we work with a sample of solar twins that present very similar characteristics, the Li abundance predicted by the [Pace et al. \(2012\)](#) rotational-induced mixing model calibrated to M67 shows that small differences in mass, in the range corresponding to solar twins, imply significant differences in lithium abundances. Thus, part of the scatter could be just a difference in stellar mass.

4 CONCLUSIONS

We determine Li abundances for three solar twins at the M67 open cluster based on high resolution and high S/N spectra from the GRACES spectrograph at Gemini North. The mean value of $A(\text{Li}) = 1.6 \pm 0.2$ dex at $3.4^{+0.70}_{-0.45}$ Gyr ([Gaia Collaboration et al. 2018](#)) for the M67 solar twins follows the Li-age trend observed by [Carlos et al. \(2016, 2019\)](#) for field solar twins.

In addition, the scatter found in this work, which is similar to the one found by [Carlos et al. \(2019\)](#), could be caused by small differences of rotational periods, metallicities, and masses on a star-by-star case.

ACKNOWLEDGEMENTS

This study was financed in part by the Coordenação de Aperfeiçoamento de Pessoal de Nível Superior - Brasil (CAPES) - Finance Code 001. JM is thankful for the support of Fundação de Amparo à Pesquisa do Estado de São Paulo (FAPESP, 2014/18100-4, 2018/04055-8) and Conselho Nacional de Desenvolvimento Científico e Tecnológico (CNPq, Bolsa de Produtividade). JDN and MC acknowledge support from CNPq (Bolsa de Produtividade).

This study is based on observations obtained with ESPaDOnS, located at the Canada-France-Hawaii Telescope (CFHT). CFHT is operated by the National Research Council of Canada, the Institut National des Sciences de l'Univers of the Centre National de la Recherche Scientifique of France, and the University of Hawai'i. ESPaDOnS is a collaborative project funded by France (CNRS, MENESR, OMP, LATT), Canada (NSERC), CFHT and ESA. ESPaDOnS was remotely controlled from the Gemini Observatory, which is operated by the Association of Universities for Research in Astronomy, Inc., under a cooperative agreement with the NSF on behalf of the Gemini partnership: the National Science Foundation (USA), the National Research Council

(Canada), CONICYT (Chile), Ministerio de Ciencia, Tecnología e Innovación Productiva (Argentina), Ministério da Ciência, Tecnologia e Inovação (Brazil), and Korea Astronomy and Space Science Institute (Republic of Korea).

REFERENCES

- Barnes S. A., Weingrill J., Fritzewski D., Strassmeier K. G., Platais I., 2016, *ApJ*, **823**, 16
- Bedell M., Meléndez J., Bean J. L., Ramírez I., Leite P., Asplund M., 2014, *ApJ*, **795**, 23
- Bragaglia A., Fu X., Mucciarelli A., Andreuzzi G., Donati P., 2018, *A&A*, **619**, A176
- Carlos M., Nissen P. E., Meléndez J., 2016, *A&A*, **587**, A100
- Carlos M., et al., 2019, *MNRAS*, **485**, 4052
- Casagrande L., Ramírez I., Meléndez J., Bessell M., Asplund M., 2010, *A&A*, **512**, A54
- Castelli F., Kurucz R. L., 2004, ArXiv Astrophysics e-prints, Castro M., Do Nascimento J. D. J., Biazzo K., Meléndez J., de Medeiros J. R., 2011, *A&A*, **526**, A17
- Chaboyer B., Demarque P., Pinsonneault M. H., 1995, *ApJ*, **441**, 876
- Charbonnel C., Talon S., 2005, *Science*, **309**, 2189
- Chene A.-N., et al., 2014, in *Advances in Optical and Mechanical Technologies for Telescopes and Instrumentation*. p. 915147 ([arXiv:1409.7448](#)), [doi:10.1117/12.2057417](#)
- Cutri R. M., et al., 2003, 2MASS All Sky Catalog of point sources.
- Denissenkov P. A., 2010, *ApJ*, **719**, 28
- Do Nascimento Jr. J. D., Castro M., Meléndez J., Bazot M., Théado S., Porto de Mello G. F., de Medeiros J. R., 2009, *A&A*, **501**, 687
- Fan X., et al., 1996, *AJ*, **112**, 628
- Ford A., Jeffries R. D., James D. J., Barnes J. R., 2001, *A&A*, **369**, 871
- Ford A., Jeffries R. D., Smalley B., 2005, *MNRAS*, **364**, 272
- Gaia Collaboration et al., 2018, *A&A*, **616**, A10
- Geller A. M., Latham D. W., Mathieu R. D., 2015, *AJ*, **150**, 97
- Gonzalez G., 2016, *MNRAS*, **463**, 3513
- Jones B. F., Fischer D., Shetrone M., Soderblom D. R., 1997, *AJ*, **114**, 352
- Kim Y.-C., Demarque P., Yi S. K., Alexander D. R., 2002, *ApJS*, **143**, 499
- King J. R., 1998, *AJ*, **116**, 254
- Lind K., Asplund M., Barklem P. S., 2009, *A&A*, **503**, 541
- Lindegren L., et al., 2018, *A&A*, **616**, A2
- Liu F., Asplund M., Yong D., Meléndez J., Ramírez I., Karakas A. I., Carlos M., Marino A. F., 2016, *MNRAS*, **463**, 696
- Liu F., Asplund M., Yong D., Feltzing S., Dotter A., Meléndez J., Ramírez I., 2019, *A&A*, **627**, A117
- Lorenzo-Oliveira D., et al., 2019, *MNRAS*, **485**, L68
- Magic Z., Serenelli A., Weiss A., Chaboyer B., 2010, *ApJ*, **718**, 1378
- Martíoli E., Teeple D., Manset N., Devost D., Withington K., Venne A., Tannock M., 2012, in *Software and Cyberinfrastructure for Astronomy II*. p. 84512B, [doi:10.1117/12.926627](#)
- Meléndez J., et al., 2012, *A&A*, **543**, A29
- Meléndez J., et al., 2014, *ApJ*, **791**, 14
- Monroe T. R., et al., 2013, *ApJ*, **774**, L32
- Önehag A., Korn A., Gustafsson B., Stempels E., Vandenberg D. A., 2011, *A&A*, **528**, A85
- Pace G., Castro M., Meléndez J., Théado S., do Nascimento Jr. J.-D., 2012, *A&A*, **541**, A150
- Pasquini L., et al., 2002, *The Messenger*, **110**, 1
- Pasquini L., Biazzo K., Bonifacio P., Randich S., Bedin L. R., 2008, *A&A*, **489**, 677
- Pinsonneault M. H., Kawaler S. D., Demarque P., 1990, *ApJS*, **74**, 501

- Ramírez I., Meléndez J., 2005, *ApJ*, **626**, 465
- Ramírez I., et al., 2014, *A&A*, **572**, A48
- Randich S., Pallavicini R., Meola G., Stauffer J. R., Balachandran S. C., 2001, *A&A*, **372**, 862
- Randich S., Primas F., Pasquini L., Pallavicini R., 2002, *A&A*, **387**, 222
- Sarajedini A., Dotter A., Kirkpatrick A., 2009, *ApJ*, **698**, 1872
- Sestito P., Randich S., 2005, *Astronomy and Astrophysics*, **442**, 615
- Sestito P., Randich S., Mermilliod J. C., Pallavicini R., 2003, *A&A*, **407**, 289
- Sestito P., Randich S., Pallavicini R., 2004, *A&A*, **426**, 809
- Snedden C. A., 1973, PhD thesis, THE UNIVERSITY OF TEXAS AT AUSTIN.
- Soderblom D. R., Jones B. F., Balachandran S., Stauffer J. R., Duncan D. K., Fedele S. B., Hudon J. D., 1993, *AJ*, **106**, 1059
- Somers G., Stassun K. G., 2017, *AJ*, **153**, 101
- Souto D., et al., 2019, *ApJ*, **874**, 97
- Teeple D., 2014, OPERA: Open-source Pipeline for Espadons Reduction and Analysis, Astrophysics Source Code Library (ascl:1411.004)
- Thorburn J. A., Hobbs L. M., Deliyannis C. P., Pinsonneault M. H., 1993, *ApJ*, **415**, 150
- VandenBerg D. A., Stetson P. B., 2004, *PASP*, **116**, 997
- Xiong D. R., Deng L., 2009, *MNRAS*, **395**, 2013
- Yadav R. K. S., et al., 2008, *A&A*, **484**, 609
- Yi S., Demarque P., Kim Y.-C., Lee Y.-W., Ree C. H., Lejeune T., Barnes S., 2001, *ApJS*, **136**, 417
- dos Santos L. A., et al., 2016, *A&A*, **592**, A156

This paper has been typeset from a $\text{\TeX}/\text{\LaTeX}$ file prepared by the author.