

A Hybrid Approach to Temporal Pattern Matching

Konstantinos Semertzidis

IBM Research

Dublin, Ireland

konstantinos.semertzidis1@ibm.com

Evaggelia Pitoura

Dept. of Computer Science & Engineering

University of Ioannina, Greece

pitoura@cse.uoi.gr

ABSTRACT

The primary objective of graph pattern matching is to find all appearances of an input graph pattern query in a large data graph. Such appearances are called matches. In this paper, we are interested in finding matches of interaction patterns in temporal graphs. To this end, we propose a hybrid approach that achieves effective filtering of potential matches based both on structure and time. Our approach exploits a graph representation where edges are ordered by time. We present experiments with real datasets that illustrate the efficiency of our approach.

1 INTRODUCTION

In this paper, we focus on graphs whose edges model interactions between entities. In such graphs, each edge is timestamped with the time when the corresponding interaction took place. For example, a phone call network can be represented as a sequence of timestamped edges, one for each phone call between two people. Other examples include biological, social and financial transaction networks. We are interested in finding patterns of interaction within such graphs. Specifically, we assume that we are given as input a graph pattern query P whose edges are ordered and this order specifies the desired order of appearance of the corresponding interactions. We want to find all matches of P in a temporal graph G , that is, the subgraphs of G that match P structurally, and whose edges respect the specified time order. We also ask that all interactions in the matching subgraph appear within a given time interval δ . An example interaction pattern P and temporal graph G are shown in Figure 1.

We propose an efficient algorithm which uses an edge-based representation of the graph where edges are ordered based on time. This representation allows fast pruning of the candidate matches that do not meet the temporal constraints. We then extend this representation to achieve combined structural and temporal pruning. We also present variants of interaction pattern matches based on the time of the first or last occurrence and the duration of the pattern match. Our experiments on four real datasets show the efficiency of our approach.

Related Work: There has been recent interest in processing and mining temporal graphs, including among others discovering communities [14], computing measures such as density [1, 12], PageRank [3, 9], and shortest path distances [4, 10, 13]. There have also been previous work on locating temporal motifs and subgraphs [2, 5–8, 11, 15]. The work in [11] introduces the problem of finding the most durable matches of an input graph pattern query, that is, the matches that exist for the longest period of time in an evolving graph. An algorithm for finding temporal subgraphs is provided in [5], with the restriction that edges in the motif must represent consecutive events for the node. Temporal cycles are studied in [6] and a heuristic approach for computing an estimation of the numbers of temporal motifs is studied in [2]. The authors of [8] consider a query graph with non time-stamped edges and define as temporal match a subgraph such that all its incoming edges occur before its outgoing edges.

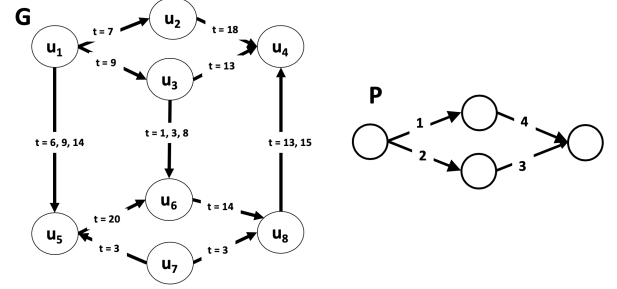


Figure 1: Temporal graph G and graph pattern P . For clarity, multiple edges between nodes in G are shown as a single edge with multiple timestamps.

Most closely related to ours is the work in [15], and [7]. The authors of [15] index basic graph structures in the static graph so as to find a candidate set of isomorphic subgraphs quickly at query time, and then verify for each candidate match whether the time conditions hold. The authors of [7] use as similar to ours time ordered representation of the temporal graph but they locate the temporal graphs by a static subgraph matching algorithm and then use a separate algorithm to find all temporal subgraph matches. In summary, these works enumerate matches of a pattern graph using a two phase approach: they first perform structural matching and then they filter the results that do not meet the time conditions. Our work proposes a combined structural-temporal matching approach.

Paper outline: In Section 2, we formally define interaction pattern matching and the top- k variations of the problem. Next in Section 3, we introduce our hybrid approach for processing interaction pattern queries. We experimentally evaluate our approach in Section 4 and offer conclusions in Section 5.

2 PROBLEM DEFINITION

A *temporal graph* $G(V, E)$ is a directed graph where V is a set of nodes, E is a set of *temporal edges* (u, v, t) where u and v are nodes in V , and t is a timestamp in \mathbb{R} . There may be multiple temporal edges between a pair of nodes capturing interactions appearing at different time instants. An example is shown in Figure 1.

We use $\Pi(u, v)$ to denote the set of edges from u to v , $\pi(u, v)$ the number of such edges, and $time(e)$ the timestamp of temporal edge e . For example in Figure 1, the nodes u_1, u_5 are connected through three edges, e.g. $\Pi(u_1, u_5) = \{e_1, e_2, e_3\}$ with $time(e_1) = 6$, $time(e_2) = 9$, and $time(e_3) = 14$.

The same timestamp may appear more than once modeling simultaneous interactions. Thus, timestamps impose a partial order $<_T$ on temporal edges. For a pair of temporal edges, e_i and e_j in E , $e_i <_T e_j$, if $time(e_i) < time(e_j)$ and $e_i =_T e_j$, if $time(e_i) = time(e_j)$.

We define the start time, $start_time(G)$, and end time, $end_time(G)$, of a temporal graph G as the smallest and largest timestamp appearing in any of the temporal edges in E . We also

define the duration, $dur(G)$ of a temporal graph as $end_time(G) - start_time(G) + 1$.

We are interested in finding patterns of interactions in a temporal graph that appear within a time period of δ time units. A δ -interaction pattern P is a temporal graph with $dur(P) \leq \delta$.

Definition 2.1. [Interaction Pattern Matching] Given a temporal graph $G(V, E)$, a time window δ and a δ -interaction pattern $P = G(V_P, E_P)$, a subgraph $M = G(V_M, E_M)$ of G is a match of P , such that the following conditions hold:

- (1) (subgraph isomorphism) There exists a bijection $f: V_P \rightarrow V_M$ such that, there is a one-to-one mapping between the edges in E_P and E_M , such that, for each edge (u, v, t) in E_P , there is exactly one edge $(f(u), f(v), t')$ in E_M ,
- (2) (temporal order preservation) For each pair of edges e_1 and e_2 in E_P mapped to edges e'_1 and e'_2 in E_M , it holds $e_1 <_T e_2 \Rightarrow e'_1 <_T e'_2$ and $e_1 =_T e_2 \Rightarrow e'_1 =_T e'_2$.
- (3) (within δ) $dur(M) \leq \delta$.

For example, in Figure 1, the subgraph G' induced by $\{u_1, u_2, u_3, u_4\}$ is a match of P with $dur(G') = 12$. We now define the interaction pattern matching problem and its top- k variations.

PROBLEM 1. [Interaction Pattern Matching] Given a temporal graph $G(V, E)$, a time window δ and a δ -interaction pattern $P = G(V_P, E_P)$:

- (1) (interaction match) Find all matches M of P in G .
- (2) (earliest-start-match) Find the k matches M of P in G with the k smallest $start_time$ among all matches.
- (3) (earliest-end-match) Find the matches M of P in G with the k smallest end_time among all matches.
- (4) (fastest-match) Find the matches M of P in G with the k smallest dur among all matches.

Note, that other variations such as latest-start-match and latest-end-match are possible and can be easily supported by our algorithm.

3 ALGORITHMS

We call *static graph* the directed graph $G_S(V, E_S)$ induced from temporal graph $G(V, E)$, if we ignore timestamps and multiple edges, i.e., (u, v) is an edge in E_S , if and only if, there is a temporal edge (u, v, t) in E .

A straightforward approach is to apply a graph pattern matching algorithm on the static graph G_S and then for each match find all time-ordered matches. However, it is easy to see that for a match M_S in G_S , the number of candidate time-ordered matches can be up to $\prod_{i=1}^{|E_{M_S}|} \pi(e_i^{M_S})$, for each $e_i \in M_S$. In the following, we introduce an alternative approach.

3.1 Interaction Pattern Matching

Our pattern matching algorithm identifies the interaction pattern matches by traversing a representation of the graph where edges are ordered based on $<_T$. Let L_G be this representation, that is, the list of graph edges of G ordered by $<_T$. We also order by $<_T$ the edges in the pattern, let $L_P = e_1^P, \dots, e_{|E_P|}^P$ be the resulting list. We match pattern edges following the order specified in the input pattern. The algorithm matches the edges in the pattern edge-by-edge in a depth-first manner until all edges are mapped and a full matching subgraph is found. The basic steps are outlined in Algorithm 1. We use a stack S to maintain the graph edges that have been mapped to pattern edges so far. Index i denotes the

pattern edge to be mapped next. MATCHINGEDGE performs two types of pruning:

- (1) temporal pruning: matched edges must (a) follow the time-order and (b) be within δ .
- (2) structural pruning: the matched graph must be isomorphic to the pattern subgraph.

Next, we describe a simple variation of MATCHINGEDGE termed SIMPLEME and then a more efficient one termed INDEXME.

Algorithm 1 InteractionSearch(G, P, δ)

Require: Temporal graph L_G , pattern graph L_P , time window δ

Ensure: Interaction matches m

```

1:  $S \leftarrow \emptyset$  ▷ stack with candidate matches
2:  $M \leftarrow \emptyset$  ▷ interaction matches
3:  $sT \leftarrow \delta$  ▷ remaining time
4:  $MoreMatches \leftarrow True; i \leftarrow 1$ 
5: while ( $MoreMatches$ ) do
6:    $e_i^G \leftarrow MATCHINGEDGE(e_i^P, sT)$ 
7:   if  $e_i^G \neq null$  then
8:      $Push(e_i^G, S)$ 
9:     if  $i = |E_P|$  then ▷ a complete match is found
10:       $M \leftarrow M \cup Content(S)$ 
11:       $i \leftarrow 1$ 
12:     else  $i \leftarrow i + 1; sT \leftarrow sT - time(e_i^G)$ 
13:   else ▷ no match found
14:     if  $i = 1$  then  $MoreMatches \leftarrow False$ 
15:     else  $Pop(S); i \leftarrow i - 1$ 
```

Simple Temporal-Structural filtering. SIMPLEME shown in Algorithm 2 scans the graph edges in L_G linearly. The key idea is that when we have matched the i -th pattern edge with a graph edge at position j , to match the next $i + 1$ -th pattern edge, we need to look only at positions in L_G larger than j . As we build the match, we maintain the mapping F of pattern edges to graph edges. We use $F(u)$ to denote the graph node that pattern node u was mapped to. If u is not yet mapped, $F(u)$ is *null*.

Algorithm 2 SimpleME($(u^P, v^P), rT$)

Require: Pattern edge (u^P, v^P) to be mapped, remaining time rT , mapping F of pattern nodes to graph nodes, position in the graph of the previously matched edge i^G

Ensure: Graph edge (u^G, v^G) matching pattern edge (u^P, v^P)

```

1: for ( $i = i^G + 1$  to  $max$ ) do
2:    $(u^G, v^G) = L_G[i]$ 
3:   if ( $time(u^G, v^G) \leq rT$ ) then
4:     if ( $F(u^P) = F(u^P) = null$ ) or ( $F(u^P) = null$  and  $F(v^P) = v^G$ ) or ( $F(v^P) = null$  and  $F(u^P) = u^G$ ) or ( $F(u^P) = u^G$  and  $F(v^P) = v^G$ ) then
5:        $i^G = i$  ▷ matching edge found
6:       Update map  $F$ 
7:       return  $((u^G, v^G))$ 
8:     else  $i \leftarrow i + 1$ 
9:   return (null) ▷ no matching edge found
```

Let i_G denote the last position in L_G where a graph edge has been mapped to a pattern edge. In SIMPLEME, we just go through the edges of the graph starting just after the position of the previously matched edge (position $i^G + 1$). For each edge, we check whether the edge satisfies the temporal and graph isomorphism conditions. The maximum number of edges to be checked is equal to the number of edges e_i for which $time(e_i) \leq$

$rT + \text{time}(e_{iG})$. For example, if $rT = 5$ and the time of the last mapped edge is 4 then only the edges e_i with $\text{time}(e_i) \leq 9$ should be checked.

Indexed temporal-structural filtering. INDEXME uses information about the ingoing and outgoing edges of each node to avoid the linear scanning of the graph. Two structures are used: (a) an additional mapping structure F_{edge} , and (b) an extension of the graph structure L_G with neighborhood information.

Specifically, in addition to the mapping table F , we maintain a mapping table F_{edge} . Assume that pattern node u^P during the course of the algorithm is mapped to graph node u^G . We maintain the matching graph edge u^G in $F(u^P)$, and also in $F_{edge}(u^P)$ the most recently matched graph edge for which u^G was either a source node or a target node. Note that this edge is also the most recent edge. All graph edges that will match the remaining pattern edges must appear later in time than this edge.

We also extend L_G . For each edge $e^G = (u^G, v^G)$ in L_G , we maintain in $N_s(u^G, e)$ the next in time edge with source node u^G , in $N_t(u^G, e)$ the next in time edge with target node u^G and similarly $N_s(v^G, e)$ and $N_t(v^G, e)$ for node v^G . We can retrieve all in and out neighbors of a node ordered by time by simply following these lists. For example, to find the out-neighbors of node u , we start by the first edge, say e , where u appears, retrieve $N_s(u, e)$, then $N_s(u, N_s(u, e))$ and so on. We will use the notation $\text{next}_{in}(u)$ ($\text{next}_{out}(u)$) to denote getting the next in-neighbor (resp. out-neighbor) of u . Note, that each edge is represented by its position in the L_G graph.

Algorithm 3 IndexME($(u^P, v^P), rT$)

Require: Pattern edge (u^P, v^P) to be mapped, remaining time rT , mapping F of pattern nodes to graph nodes, position in the graph of the previously matched edge i^G , list L_{in} and L_{out}

Ensure: Graph edge (u^G, v^G) matching pattern edge (u^P, v^P)

```

1: if  $F(u^P) = \text{null}$  and  $F(v^P) = \text{null}$  then
2:   for  $(i = i^G + 1 \text{ to } \text{max})$  do
3:      $(u^G, v^G) = L_G[i^G]$ 
4:     if  $(\text{time}(u^G, v^G) \leq rT)$  then
5:        $i^G = i$  ▷ matching edge found
6:       Update  $F(u^P), F_{edge}(u^P), F(v^P), F_{edge}(v^P)$ 
7:       return  $((u^G, v^G))$ 
8:     else  $i \leftarrow i + 1$ 
9:   return (null) ▷ no matching edge found
10: else if  $F(u^P) \neq \text{null}$  and  $F(v^P) \neq \text{null}$  then
11:    $j \leftarrow \max\{F_{edge}(u^P), F_{edge}(v^P)\}$ 
12:   for  $(i = j \text{ to } \text{max})$  do
13:     if  $j = F_{edge}(u^P)$  then
14:       search the out-neighbors of  $N_s(L_G[j])$  to find  $F(v^P)$ 
15:     else search the in-neighbors of  $N_t(L_G[j])$  to find  $F(v^P)$ 
16:     Let  $m$  be the edge found
17:     if  $(\text{time}(m) \leq rT)$  then
18:        $i^G = m$  ▷ matching edge found
19:       Update  $F_{edge}(u^P), F_{edge}(v^P)$ 
20:       return  $((m))$ 
21:     else  $i \leftarrow i + 1$ 
22:   return (null) ▷ no matching edge found
23: else if  $F(u^P) \neq \text{null}$  then
24:   search as above using next out  $N_s(L_G[j])$ 
25: else search as above using next in  $N_t(L_G[j])$ 

```

Let us now describe the INDEXME algorithm (shown in Algorithm 3) in detail. The algorithm first checks whether any of the pattern edge endpoints has already been mapped. If none of

them has already been matched, then in Lines 2-9, it searches for any match satisfying the time constraints in Line 4. Otherwise, if both endpoints have been matched in Lines 10-22, we get one of the endpoints, let this be node u and depending on whether it is a source or a target node, either the $\text{next}_{out}(u)$ or $\text{next}_{in}(u)$ is used to find the edges containing the other endpoint in Lines 13-15. Next, if the mapped edge is active within the remaining time window the algorithm updates the matched edge index structure and returns the edge in Lines 17-20. In case just one of the two endpoints is matched, say u , we follow the same steps for missing endpoint v by looking into the in-neighbor (resp. out-neighbor) lists of u in Lines 23-25.

3.2 Top- k Interaction Matching

Earliest-start-matching is easily supported by our approach. Since we scan the graph edges in L_G ordered by time, the first k matches found by the algorithm are the ones with the k smallest earliest *start_time*.

For the *earliest-end-matching*, we maintain a min heap structure H size of k with the top- k matches found so far ordered by their end time. Let t_{heap} be the minimum end time of any match in the heap and m_{min} be the (top) match in the heap with end time equal to t_{heap} . The algorithm stores matches, until the heap becomes full. When the heap is full and a new match m with $\text{end_time}(m) < t_{heap}$ is found, the m_{min} is replaced by m . Also, the algorithm stops to build a match when a new call to MATCHINGEDGE returns an edge e_i^G , with $\text{time}(e_i^G) > t_{heap}$ which indicates that its end time will be later in time than t_{heap} .

For the *fastest-matching*, we maintain a max heap structure H size of k with the top- k matches found so far ordered by their duration. Let t_{heap} be the maximum duration of any match in the heap and m_{max} be the (top) match in the heap with duration equal to t_{heap} . The algorithm stores matches, until the heap becomes full. When the heap is full, m_{max} is replaced by a new match m , if the duration of m is shorter than t_{heap} . Let e_1^G be the first mapped edge of the current match. If the heap is full, and the new call to MATCHINGEDGE returns an edge e_i^G , $i > 1$ with $(\text{time}(e_i^G) - \text{time}(e_1^G)) > t_{heap}$, e_i^G is popped, since the current match's duration is larger than t_{heap} .

4 EXPERIMENTAL EVALUATION

We use the following real datasets [7]: (1) **Email-EU** contains emails between members of a European research institution; an edge indicates an email send from a person u to a person v at time t . (2) **FBWall** records the wall posts between users on Facebook located in the New Orleans region; each edge indicates the post of a user u to a user v at a time t . (3) **Bitcoin** refers to the decentralized digital currency and payment system. It consists of all payments made up to October 19, 2014; an edge records the transfer of a bitcoin from address u to address v at a time t . (4) **Superuser** records the interactions on the stack exchange web site Super User; edges indicate the users' answers/comments/replies to comments. The characteristics of the datasets are summarized in Table 1.

All algorithms are implemented in Java 8 on a machine with an Intel Xeon CPU E5-2620 processor. Note that all data reside in main memory.

Results: We first compare our algorithm, termed *IPM*, with the competitive approach followed in [7, 8] which first generates the candidate subgraphs that match the topology of the pattern and then filters the results that do not follow the specified temporal

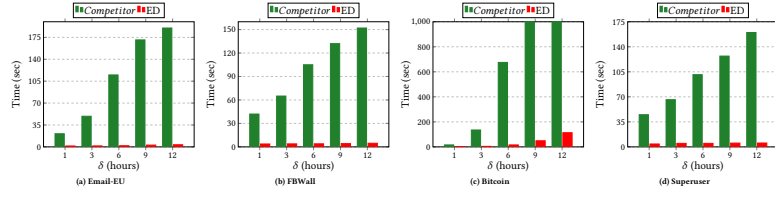


Figure 2: Comparison with the competitor for varying duration and path length = 6.

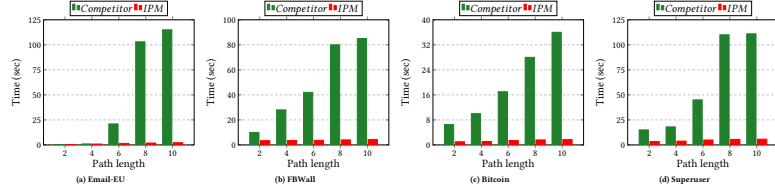


Figure 3: Comparison with the competitor for varying path length and query time: 1 hour.

Table 1: Dataset characteristics

Dataset	# Nodes	# Static Edges	Edges	# Time (days)
Email-EU	986	24,929	332,334	803
FBWall	46,952	274,086	876,993	1,506
Bitcoin	1,704	4,845	5,121,024	1,089
Superuser	194,085	924,886	1,443,339	2,645

order. The generation of candidate subgraphs is done edge by edge and only the matches active within the δ time window are retained. As query we use a path pattern represented as a sequence of edges with consequent timestamps. Figure 2 reports the results for various δ (for $\delta = 1$ up to 12 hours) and path length = 6. As shown, the *Competitor*'s response time increases with δ , while *IPM* is considerably faster in all datasets. This is because the *Competitor* tends to generate many redundant matches which do not follow the required temporal order. This is more prominent when we increase the query duration δ . Also, there are cases where a found match m contains edges with multiple timestamps and thus the algorithm must generate a large number of temporal matches. This is the case especially with the Bitcoin and the Email-EU datasets, where there are multiple timestamped edges per static edge. In Figure 3, we use a fixed $\delta = 1$ hour and various path lengths (from 2 up to 10) to check how the query size affects the overall performance. As we can see, the *Competitor*'s response time is increasing with the path length while, again, *IPM* is considerably faster and not affected much by the query size. *IPM* takes advantage of the indexes and verifies for each edge with a few lookups whether there is any other valid edge within the remaining time window.

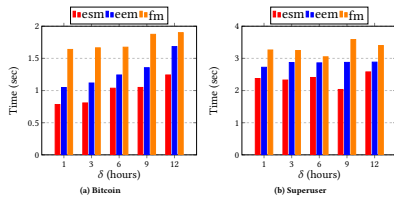


Figure 4: Query time (path length = 6) for the various types of temporal queries.

Figure 4 reports the performance of our algorithm for the different types of top- k queries. We use $k = 1$, that is, we look for the earliest-start (*esm*), earliest-end (*eem*), and fastest match (*fm*). All queries are very fast in comparison with the time required for finding all matches reported in Figure 2. In general, *fm* is the slowest one, because there is no guarantee that the first matches

are the fastest ones and thus in many cases the algorithm has to build a large number of matches before it returns the *fm*. On the contrary, *esm* is the fastest, since it terminates, once it finds the first match.

5 CONCLUSIONS

In this paper, we studied the problem of locating matches of patterns of interactions in temporal graphs that appear within a specified time period. We presented top- k variations of the problem and an efficient algorithm based on a representation of graph where edges are ordered based on their interaction time. Our experimental evaluation with real datasets demonstrated the efficiency of our algorithm in finding time-ordered matches. In the future, we plan to study the streaming version of the problem where given a stream of graph updates we locate the interaction patterns occurring within a sliding time window.

REFERENCES

- [1] Edoardo Galimberti, Alain Barrat, Francesco Bonchi, Ciro Cattuto, and Francesco Gullo. 2018. Mining (maximal) Span-cores from Temporal Networks. In *CIKM*. 107–116.
- [2] Saket Gururkar, Sayan Ranu, and Balaraman Ravindran. 2015. COMMIT: A Scalable Approach to Mining Communication Motifs from Dynamic Networks. In *ACM SIGMOD*. 475–489.
- [3] Weishu Hu, Haitao Zou, and Zhiguo Gong. 2015. Temporal PageRank on Social Networks. In *WISE*. 262–276.
- [4] Wenyu Huo and Vassilis J. Tsotras. 2014. Efficient temporal shortest path queries on evolving social graphs. In *SSDBM*. 38:1–38:4.
- [5] Lauri Kovanen, Márton Karsai, Kimmo Kaski, János Kertész, and Jari Saramäki. 2011. Temporal motifs in time-dependent networks. *Journal of Statistical Mechanics: Theory and Experiment* 2011, 11 (2011), P11005.
- [6] Rohit Kumar and Toon Calders. 2018. 2SCENT: An Efficient Algorithm to Enumerate All Simple Temporal Cycles. *PVLDB* 11, 11 (2018), 1441–1453.
- [7] Ashwin Paranjape, Austin R. Benson, and Jure Leskovec. 2017. Motifs in Temporal Networks. In *WSDM*. 601–610.
- [8] Ursula Redmond and Pádraig Cunningham. 2013. Temporal subgraph isomorphism. In *ASONAN*. 1451–1452.
- [9] Polina Rozenshtein and Aristides Gionis. 2016. Temporal PageRank. In *ECML PKDD*. 674–689.
- [10] Konstantinos Semertzidis and Evaggelia Pitoura. 2017. Historical Traversals in Native Graph Databases. In *ADBIS*. 167–181.
- [11] Konstantinos Semertzidis and Evaggelia Pitoura. 2019. Top-k Durable Graph Pattern Queries on Temporal Graphs. *IEEE Trans. Knowl. Data Eng.* 31, 1 (2019), 181–194.
- [12] Konstantinos Semertzidis, Evaggelia Pitoura, Evimaria Terzi, and Panayiotis Tsaparas. 2019. Finding lasting dense subgraphs. *Data Min. Knowl. Discov.* 33, 5 (2019), 1417–1445.
- [13] Huanhuan Wu, James Cheng, Silu Huang, Yiping Ke, Yi Lu, and Yanyan Xu. 2014. Path Problems in Temporal Graphs. *PVLDB* 7, 9 (2014), 721–732.
- [14] Ding Zhou, Isaac G. Councill, Hongyuan Zha, and C. Lee Giles. 2007. Discovering Temporal Communities from Social Network Documents. In *ICDM*. 745–750.
- [15] Andreas Züfle, Matthias Renz, Tobias Emrich, and Maximilian Franzke. 2018. Pattern Search in Temporal Social Networks. In *EDBT*. 289–300.