

# Towards Automatic Threat Detection: A Survey of Advances of Deep Learning within X-ray Security Imaging

Samet Akcay<sup>1</sup> and Toby P. Breckon<sup>1,2</sup>

Department of {Computer Science<sup>1</sup>, Engineering<sup>2</sup>}, Durham University, UK

{[samet.akcay](mailto:samet.akcay@durham.ac.uk), [toby.breckon](mailto:toby.breckon@durham.ac.uk)}@durham.ac.uk

## Abstract

X-ray security screening is widely used to maintain aviation/transport security, and its significance poses a particular interest in automated screening systems. This paper aims to review computerised X-ray security imaging algorithms by taxonomising the field into conventional machine learning and contemporary deep learning applications. The first part briefly discusses the classical machine learning approaches utilised within X-ray security imaging, while the latter part thoroughly investigates the use of modern deep learning algorithms. The proposed taxonomy sub-categorises the use of deep learning approaches into supervised, semi-supervised and unsupervised learning, with a particular focus on object classification, detection, segmentation and anomaly detection tasks. The paper further explores well-established X-ray datasets and provides a performance benchmark. Based on the current and future trends in deep learning, the paper finally presents a discussion and future directions for X-ray security imagery.

## 1 Introduction

X-ray security screening is one of the most widely used security measures for maintaining airport and transport security, whereby manual screening by human operators plays the vital role. Despite the fact that experience and knowledge are the key factors for confident detection, external variables such as emotional exhaustion and job satisfaction adversely impact the manual screening [1–5].

Cluttered nature of X-ray bags is another issue negatively affecting the decision time and detection performance of the human operators [6–8]. For instance, the threat detection performance of human screeners significantly reduces when laptops are left inside the bags. This is due to the compact structure of laptops which

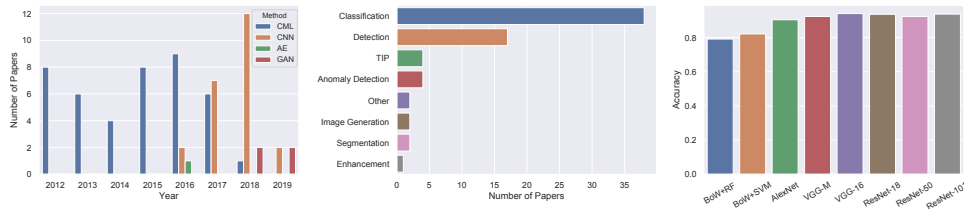


Figure 1: Statistics for the recent papers published in X-ray security imaging. Conventional Machine Learning (CML) approaches were dominant in the field before 2016, while deep learning approaches have recently become the standard approach.

conceals the potential threats, limiting detection capability of the screeners [9, 10]. All these issues necessitate the use of automated object detection algorithms within X-ray security imaging, which would maintain the alertness and improve detection and response time of human operators, yielding higher operator trust [11].

Despite the surge of interest in X-ray screening [12–16], automated computer-aided screening is understudied, particularly due to the lack of data, and the need for advanced learning algorithms. State-of-the-art studies within the literature have focused on image enhancement [17–19], classification [20–23], detection [21, 24–26], segmentation [27–29], and unsupervised anomaly detection [30–33] for automated security screening. Notable surveys within the field [34, 35] categorize the existing literature within two main categories: (i) image processing [17] and (ii) image understanding [28, 36, 37]. Early work within the field focuses more on image processing approaches such as image enhancement [17], threat image projection (TIP) [38], material discrimination and segmentation [19]. Recent work, on the other hand, has a particular interest in image understanding focusing more on automated threat detection and automated content verification via machine/deep learning algorithms [22, 25, 29, 32, 33].

In a traditional setting, a machine learning algorithm pipeline contains pre-processing, enhancement, segmentation, feature extraction, and classification stages [34, 35]. Pre-processing and enhancement stages reduce the noise from the input data and improve the overall quality. The segmentation step crops the regions of interests from the full cluttered image. Feature extraction stage extracts the hand-crafted features of the object, such as edges and shapes. The final stage classifies the objects based on the features derived from the preceding step.

The main drawback of these machine learning approaches is their dependency on hand-crafted features requiring manual engineering. Deep convolutional neural networks overcome this issue by learning the task-specific features, which overall yields a significant improvement. A convolutional neural network contains a single or multiple layers, each of which comprises a set of neuron activations and non-

linear transformation. The earlier layers learn high-level features such as edges and shapes, while higher layers learn lower level features that are more specific to the image fed into the network. Despite being initially proposed more than decades ago [39], the use of convolutional neural networks within the field of computer vision has become prevalent especially after achieving state-of-the-art performance [40] on ImageNet object classification challenge [41] by a large margin.

Within the X-ray security imaging, on the other hand, the transition from the classical machine learning to modern deep learning approaches was not instant. This is due to data-hunger nature of deep learning approaches, which initially limited its use within the field, where the availability of such large datasets is somewhat limited. With the utilisation of transfer learning paradigm [42] and synthetic data generation [38], the use of deep learning approaches has become the golden standard within the field [37, 43, 44].

This literature survey reviews the published work within various computer vision tasks (Figure 1b) in X-ray security screening, with a particular focus on the deep learning applications. The main contributions of this paper are as follows:

- *taxonomy* — an extensive overview of classical machine learning and contemporary deep learning within X-ray security imaging.
- *datasets* — an overview of the large datasets used to train deep learning approaches within the field.
- *open problems* — discussion of the open problems, current challenges, and future directions based on the current trends within computer vision.

The rest of the paper is as follows: Sections 2 and 3 explore conventional image analysis and machine learning algorithms with a specific focus on image enhancement, threat image projection, image segmentation, object classification, and object detection. Section 4 reviews the applications of the deep learning algorithms within X-ray security imaging. Section 5 discusses the open problems, current challenges and Section 6 finally concludes the paper.

## 2 Conventional Image Analysis

A conventional image understanding consists of the following stages: (i) pre-processing stage that enhances the quality of the input image, (ii) segmentation stage to crop the region of interests (RoI) from the full image, (iii) feature extraction stage that computes fundamental attributes of the object such as edges, texture and shape, (iv) classification stage to predict the corresponding class label based

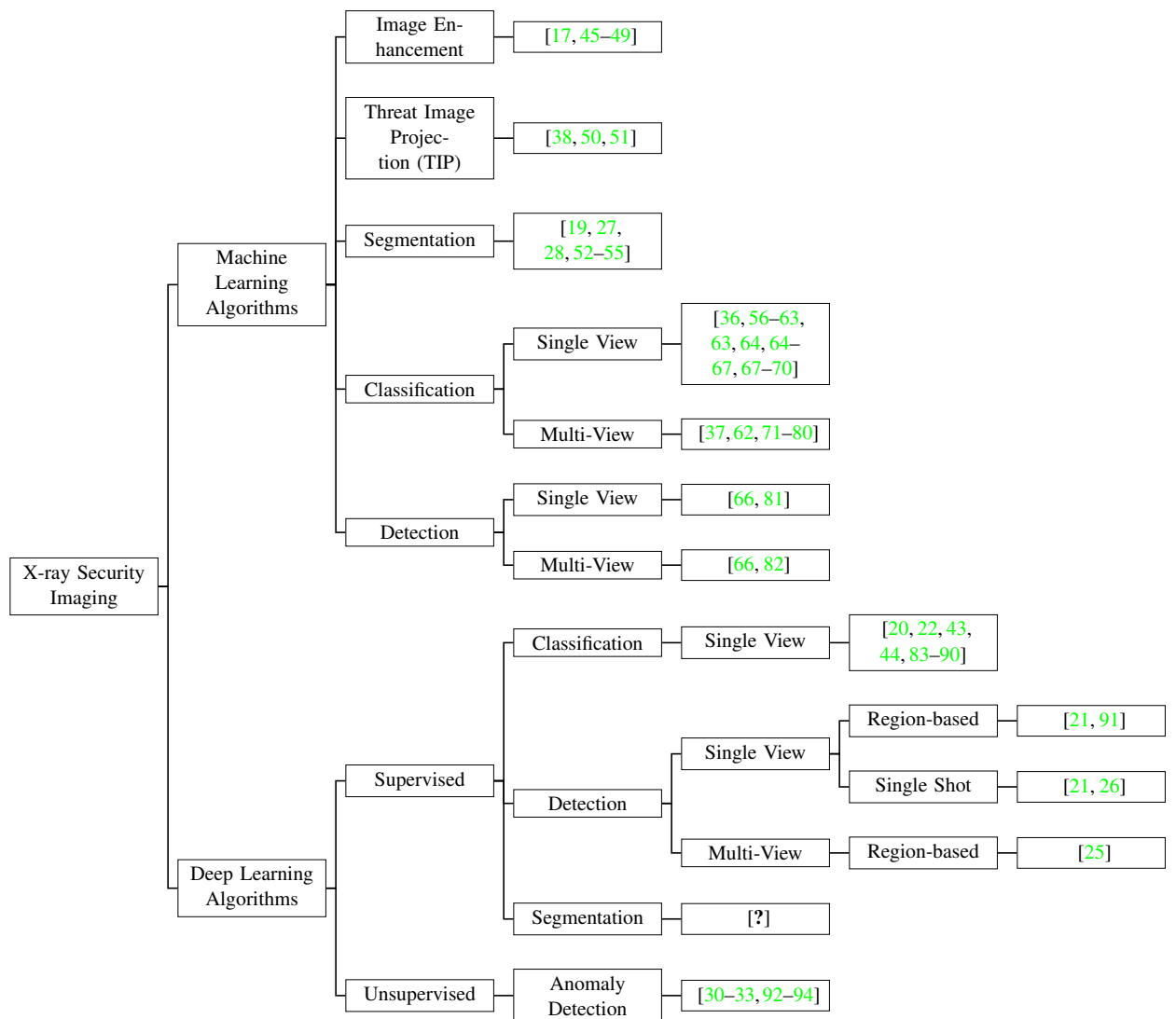


Figure 2: A Taxonomy of the X-ray security imaging papers.

on the extracted features. This section explores the conventional image analysis techniques that perform image enhancement and threat image projection.

## 2.1 Image Enhancement

Preprocessing the input data plays a substantial role to yield higher-quality images that increase the readability by both screener and computer.

Initial attempts [17] fuse low and high energy X-ray images and apply background subtraction for noise reduction. To improve low-density images, Radon transformation is used for threshold selection to declutter RoI from complex X-ray scans [45]. For adaptive image enhancement, multi-layer perceptron is used, where the model predicts the best enhancement technique based on input and enhanced output images [46].

Following work [17, 47] explore pseudocolouring grey scale X-ray images, which improves the detection performance and alertness level of the operators. Threat detection performance is further improved via new colour coding scheme by calibrating the estimation of effective atomic number ( $Z_{eff}$ ) and density information ( $\rho$ ) [95].

## 2.2 Threat Image Projection (TIP)

The detection performance of human screeners is heavily dependent on experience and knowledge acquired with computer-based training [1, 96, 97]. Due to the limited availability of X-ray scans with prohibited items, the training is achieved with the images onto which threat images are synthetically projected [38].

More recently TIP has also been used for synthetic data generation to address the data requirements of machine learning models. By projecting a large number of threat objects onto benign X-ray images, it is possible to gather large datasets that could train/evaluate machine learning algorithms [50, 51, 98].

Common approach for TIP is to project binary threat mask onto a benign input X-ray image via multiplication, yielding an output X-ray with the threat item. Application of affine transformations improves the robustness of the algorithm [50]. A similar approach first employs logarithmic transformation to separate foreground objects from the background, which are subsequently multiplied with the input [51]. Another use of the algorithm is the task of object detection, where a sparse representation algorithm extracts the dictionaries of both foreground (threat) and background (benign) objects and performs classification, which yields 93.0%, 99.0%, 98.7% precision, recall, and accuracy, respectively.

### 3 Machine Learning Approaches in X-ray Security Imaging

This section explores the applications of conventional machine learning approaches in X-ray security imaging. The literature is reviewed based on three tasks: (i) classification, (ii) detection, and (iii) segmentation. For an alternative perspective for this section, the reader could refer to the related reviews of Mery [99] and Rogers *et al.* [35].

#### 3.1 Object Classification

Prior to the dominance of the deep learning within the field, the bag of visual words (BoVW) approach was prevalent. In the initial attempts utilizing BoVW, Baştan *et al.* [59] perform classification of X-ray objects on a relatively limited dataset. Scale Invariant Feature Transform (SIFT) [100], Speeded Up Robust Features (SURF) [101] and Binary Robust Independent Elementary Features (BRiEF) feature descriptors are computed around the points detected using standard Difference of Gaussians (DoG), Hessian Laplace, Harris, Features from accelerated segment test (FAST) and STAR feature detectors. k-means [102] clusters the visual vocabulary, which is trained with an SVM [103]. DoG detector and SIFT descriptor are shown to perform the best among the descriptors (mAP: 0.65 on 200 X-ray images).

Inspired by [59], Turcsany *et al.* [60] presents a unique BoVW approach for the X-ray firearm classification via class-specific feature extraction. With the use of SURF [101] feature detector and descriptor with a BoVW approach trained on an SVM [103] classifier achieves 99.07% true positive rate and 4.31% false-positive rate.

A multi-staged approach [64] performs car detection from X-ray images of freight containers. The method first creates *cars vs non-cars* image patches from stream-of-commerce X-ray images. The next step extracts features via image intensity, log intensity together with basic and oriented images features [104]. The final stage utilizes Random Forest (RF) [105], achieving 100% detection rate with 1.23% false alarm rate. A follow-up work [67] detects loads in cargo containers by an RF classifier trained with local image moments and oriented basic image features (oBIF) [104], yielding 99.3 % detection accuracy and 0.7% false positives.

BoVW approach is further employed in [36]. A dictionary is formed for each class that consists of SIFT [100] feature descriptors of randomly cropped image patches. Fitting a sparse representation classification to the feature descriptors of the random test patches yields 95% accuracy for each class and 85% in case of occlusion. In another BoVW approach in [68, 69], an SVM is trained with local

latent low-level image features extracted from a dataset with 15 different classes, each of which comprises 100 images (AUC: 80.1%).

Inspired by the various research outcome drawn for the BoVW, Kundegorski *et al.* [70] exhaustively evaluate various feature point descriptors within a BoVW-based image classification task. The combination of FAST-SURF trained with an SVM classifier [103] is the best performing feature detector and descriptor combination for a firearm detection task on a large dataset, yielding a statistical accuracy of 0.94 (true positive: 83% and false positive: 3.3%).

Despite the BoVW dominance, other computer vision/machine learning techniques have also been studied for X-ray object classification task. A study [62] aims at detecting threat items in vehicles using X-ray cargo imagery. The proposed multi-staged approach (i) initially improves the image quality via normalization, denoising, and enhancement, (ii) subsequently performs multi-view alignment and pseudocolouring (iii) finally classifies the threats via correlating the similarities between temporally aligned images. Another study by Zhang *et al.* [63] investigate the use of joint shape and texture features extracted from superpixel regions of the input. Training the extracted feature-map with SVM [103] yields 89% classification accuracy.

Mery *et al.* [73] utilize structure estimation and segmentation together with a general tracking algorithm to detect X-ray objects. Another classification pipeline by Mery *et al.* [73] (i) extracts features with SIFT [100], (ii) removes redundancy via RANSAC [106], (iii) sort features based on the difference between two consecutive frames and (iv) use Mahalanobis distance classifier to predict class labels (P: 70%, R: 86% 64 X-ray images).

Similar works [37, 78, 79, 83, 107] exhaustively evaluate various computer vision techniques, with a specific focus on k-nn based sparse representation. A k-means algorithm [102] clusters the features, segmented from input via an adaptive k-means [108] and extracted via SIFT [100]. During the test, the score for a patch is calculated based on the closest distance to a neighbour clustered via k-nn classifier [109], achieving comparable accuracy to deep models on **GDXray** (94.7% vs. 96.3%).

## 3.2 Object Detection

This section reviews the conventional X-ray object detection models presented in the literature. Being a challenging task, where the bounding box coordinates and class labels are to be predicted simultaneously, conventional object detection algorithms in the literature is relatively limited in the field.

Schmidt-Hackenberg *et al.* [81] compare the use of visual cortex inspired features such as SLF-HMAX and v1-like to the standard features such as SIFT [100].

Compared to SIFT, HMAX features are shown to provide superior feature encoding for BoVW approach trained with SVM [103].

Evaluation works of [61,66] exhaustively investigate the use of BoVW for the X-ray object detection. Evaluating various feature descriptors within a single and multiple-view imagery for the detection via branch and bound algorithm with structural SVM classifier [103] shows that (i) combination of SIFT and SPIN achieves the best detection performance (mAP: 46.1%), and (ii) utilizing multi-view improves the detection (mAP: 66.5%).

Multi-view X-ray imaging improves the performance when rotation and superimposition hinder the viewability of the objects from one view [110]. Despite its computational complexity, multi-view imaging help human operators and machines to improve the detection performance [66,111].

A general multi-staged approach proposed in the works of [72,74,76,112] (i) initially performs feature extraction via feature descriptors and k-NN classifier [109], (ii) matches the key-points for the consecutive images from different views and (iii) analyse the multiple-views ,where the key-points of the two successive images are matched, and their 3D points are formed with structure from motion. After being clustered, 3D points are re-projected back to 2D key-points, which are classified by the k-NN classifier [109]. The best performing approach achieves 95.7% precision, 92.5% recall for 120 X-ray images.

Franzel *et al.* [82] propose a sliding window detection approach with the use of a linear SVM classifier [103] and histogram of oriented gradients (HOG) [113]. As HOG is not fully rotationally invariant, they supplement their approach by detection of varying orientations. Multi-view integration step fuses the multiple viewpoints to find the intersection of the true detections, which achieves superior performance compared to single-view (mAP: 64.5).

### 3.3 Object Segmentation

One of the crucial steps for accurate object classification in conventional image understanding is the precise object segmentation. The rest of the section explores various segmentation techniques presented in the literature.

Early work in the field [52,53] investigates simplistic pixel-based segmentation with a fixed absolute threshold and region grouping. Subsequent work, on the other hand, focuses more on pre-segmentation via nearest neighbour, overlapping background removal and final classification [19,27,54].

Instead of using shape information, some approaches utilises chemical (attenuation) properties [28] and high atomic numbers [55]. Nearest Neighbour Distance Ratio [114] on SURF [100] features computed on regions disconnected with morphological operations achieves promising results (RMS error: 1.15 on 23 X-ray



images).

## 4 Deep Learning in X-ray Security Imaging

This section reviews the X-ray security applications utilising deep learning algorithms. By initially introducing the well-established datasets in the field, we explore the applications for various computer vision tasks such as object classification, detection, segmentation and unsupervised anomaly detection.

### 4.1 Datasets

This section explores X-ray security imaging datasets that are widely used in the literature.

#### 4.1.1 Durham Baggage Patch/Full Image Dataset

This dataset comprises 15,449 X-ray samples with associated false color materials mapping from dual-energy. Originally, samples have the following class distributions: 494 *camera*, 1,596 *ceramic knife*, 3,208 *knife*, 3,192 *firearms*, 1,203 *firearm parts*, 2,390 *laptop* and 3,366 *benign* images. Several variants of this dataset is constructed for classification (DBP2 and DBP6) [21, 43, 70] and detection (DBF2 and DBF6) [21, 91].

#### 4.1.2 GDXray

Grima X-ray Dataset (GDXRAY) [115] comprises 19,407 X-ray samples from five various subsets including castings (2,727), welds (88), baggage (8,150), natural images (8,290), and settings (152). The baggage subset is mainly used for security applications and comprises images from multiple-views. The limitation of this dataset is its non-complex content, which is non-ideal to train for real-time deployment.

#### 4.1.3 UCL TIP

This dataset comprises 120,000 benign images, each of which is 16-bit grayscale with sizes varying between  $1920 \times 850$  and  $2570 \times 850$ . The train and test split of the dataset is 110000 : 10000, where the training images are  $256 \times 256$  patches randomly sub-sampled from 110,000 images and the test set comprises 5000 benign and 5000 threat images. The threat images are synthetically generated via the TIP algorithm proposed in [50], where, depending on the application, small metallic

threats (SMT) or car images are projected into the benign samples. With several variants, this dataset is used in several studies such as [44, 84–87, 93, 94].

#### 4.1.4 SIXray

Collected and released by [22], SIXray dataset comprises 1,059,231 X-ray images, 8929 of which are manually annotated for 6 different classes: gun, knife, wrench, pliers, scissors, hammer, and background. The dataset consists of objects with a wide variety in scale, viewpoint and especially overlapping, and is first studied in [22] for classification and localization problems.

#### 4.1.5 Durham Baggage Anomaly Dataset –DBA

This in-house dataset comprises 230275 dual energy X-ray security image patches extracted via a  $64 \times 64$  overlapping sliding window approach. The dataset contains 3 abnormal sub-classes —*knife* (63496), *gun* (45855) and *gun component* (13452). Normal class comprises 107,472 benign X-ray patches, split via 80 : 20 train-test ratio. DBA dataset is used in [31] and [32] for unsupervised anomaly detection.

#### 4.1.6 Full firearm vs Operational Benign –FFOB

As presented in [21, 31, 32], this dataset contains samples from the UK government evaluation dataset [116], comprising both expertly concealed firearm (threat) items and operational benign (non-threat) imagery from commercial X-ray security screening operations (baggage/parcels). Denoted as FFOB, this dataset comprises 4,680 firearm full-weapons as full abnormal and 67,672 operational benign as full normal images, respectively.

#### 4.1.7 Compass - XP Dataset

This dataset [117] is collected using 501 objects from 369 object classes that are subset of ImageNet classes. The dataset includes 1901 image pairs such that each pair has an X-ray image scanned with Gilardoni FEP ME 536 and its photographic version taken with a Sony DSC-W800 digital camera. In addition, each X-ray image has its low-energy, high-energy, material density, grey-scale (combination of low and high energy) and pseudo-colored RGB versions.

## 4.2 Evaluation Criteria

Before listing the performance results of the reviewed papers, it is important to introduce the various performance metrics used in the field.

Dataset	Domain	Task	# Samples	Classes	Performance	Reference
DBP2	Baggage	Classification	19,938	firearm, background	ACC: 0.994	[21,43]
DBP6	Baggage	Classification	10,137	firearm, firearm parts, camera, knife, ceramic knife, laptop	ACC: 0.937	[21,43]
UCL TIP	Cargo	Classification	120,000	small metallic threat (SMT), car	ACC: 0.970	[20,85–87,93,94]
GDXRay	Baggage	Detection	19,407	gun, shuriken, razor blade	ACC: 0.963	[37,90,118,119]
DBF2	Baggage	Detection	15,449	firearm, background	mAP: 0.974	[21,91]
DBF6	Baggage	Detection	15,449	firearm, firearm parts, camera, knife, ceramic knife, laptop	mAP: 0.885	[21,91]
PBOD	Baggage	Classification	9,520	Explosives	AUC: 0.950	[120]
MV-Xray	Baggage	Detection	16,724	Glass Bottle, TIP Weapon, Real Weapon	mAP: 0.956	[25]
SASC	Baggage	Detection	3,250	Scissors, Aerosols	mAP: 0.945	[26]
Zhao <i>et al.</i>	Baggage	Classification	1,600	wrench, pliers, blade, lighter, knife, screwdriver, hammer	ACC: 0.992	[89]
Smiths-Duke	Baggage	Detection	16,312	gun, pocket knife, mixed sharp	mAP: 0.938	[24]
SIXray	Baggage	Detection	1,059,231	gun, knife, wrench, pliers, scissors, hammer, background	mAP: 0.439	[22]
UBA	Baggage	Anomaly Detection	230,275	gun, gun part, knife	AUC: 0.940	[31,32]
FFOB	Baggage	Anomaly Detection	72,352	full-weapon, benign	ACC: 0.998	[31,32]
Yang <i>et al.</i>	Baggage	Classification	2,000	wrench, fork, handgun, power bank, lighter, pliers, knife, liquid, umbrella, screwdriver	ACC: 0.991	[23]

Table 1: Datasets used in deep learning applications within X-ray security imaging

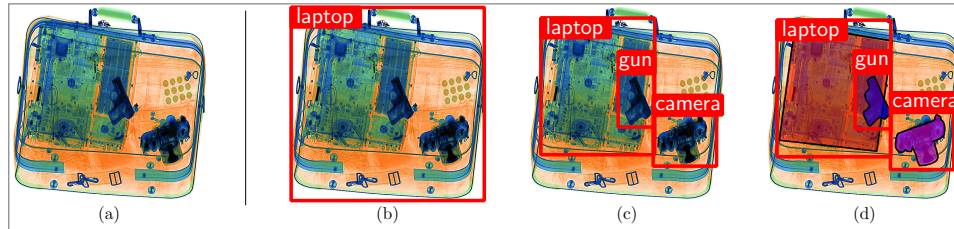


Figure 3: An input X-ray image, and the outputs depending on the deep learning task, (a) classification via ResNet-50 [121], (b) detection with YOLOv3 [122] and segmentation via Mask RCNN [123]

**Accuracy (ACC)** Accuracy is defined as the number of correctly predicted samples over the the total number of predictions, which is mathematically shown as  $ACC = (TP + TN)/(TP + TN + FP + FN)$ .

**Mean Average Precision (mAP)** mAP is defined as the mean of the average precision, a metric evaluated by the area under the precision and recall curve, where precision is  $TP/(TP + FP)$ , and recall is  $TP/(FN + TP)$ .

**AUC** AUC is the area under the curve (AUC) of the receiver operating characteristics (ROC), plotted by the true positive rates and false positives rates.

### 4.3 Classification

The study of [43] is one of the first research applying CNN to X-ray security imagery. The authors examine the use of CNN via transfer learning to evaluate to what extent transfer learning helps classify X-ray objects within the problem domain, where the availability of the datasets is somewhat limited. Freezing AlexNet weights layer by layer on a two-class (*gun vs. no-gun*) X-ray classification problem shows that CNN significantly outperforms the BoVW approach (SIFT+SURF), trained with SVM or RF, even when the layers of the network are all frozen. Another set of experimentation analyses the use of CNN within a challenging 6-class classification problem, whose results show a great promise of the use of CNN in the field.

A similar work [44] compares the use of deep learning against the conventional machine learning to classify non-empty cargo containers with cars or SMT. A multi-stage approach first classifies cargo containers as empty vs non-empty. The second stage is the classification of cars from the containers classified as non-empty, achieved via oBIF + RF. By using UCL TIP dataset, the authors evaluate the of 9 and 19 layers networks [84] that are similar to [40] and [124], and show that even the worst performing CNN outperforms the conventional machine learning approach (oBIF + RF).

A follow-up work [85] further investigates the detection of cars from X-ray cargo images. A sliding window splits UCL TIP images into patches. Authors then explore various features including intensity, oBIF [104], Pyramid of Histogram of Visual Words (PHOW) [125] and CNN features. Training these features on SVM [103], RF [105], and soft-max (CNN) shows that an RF classifier trained on the VGG-18 [124] features extracted from log-transform images achieves the highest performance (FPR: 0.22%).

Additional work by Jaccard *et al.* [86] evaluate the impact of input types on CNN performance by training single-channel raw image and dual-channel data that contains the raw image and its log-transformed image on VGG [124] variants. The quantitative analysis demonstrates that VGG-19 model trained from scratch by using dual-channel raw and log-transformed images outperforms the other variants (AUC: 97%, FPR: 6%).

Rogers *et al.* [87] explore the use of dual-energy X-ray images for automated threat detection. Authors investigate varying transformations applied to high-energy ( $H$ ) and low-energy ( $L$ ) X-ray images captured via the dual-energy X-ray machine. Using UCL TIP dataset, 640,000 image patches are generated via a  $256 \times 256$  sliding-window. Training this dataset with a fixed VGG-19 network [124] with varying input channels, including single-channel ( $H$ ), dual-channel ( $\{H, -\log H\}$ ,  $\{-\log H, -\log L\}$ ) and four-channels ( $\{-\log L, L, H, -\log H\}$ ) shows that dual

and four-channels always achieves superior detection performance compared to their single-channel variants (ACC: 95%–dual vs 90%–single).

Inspired by the limited availability of X-ray datasets, a three-stage algorithm by Zhao *et al.* [89] first classifies and labels the input X-ray dataset via KNN Matching [126] that uses the angle information of the foreground objects extracted from the input image. The second stage generates new X-ray objects via an adversarial network similar to [127]. Additional use of [128] improves the quality of the generated images. Finally, a small classification network confirms whether the generated image belongs to the correct class. In a follow-up study, Yang *et al.* [23] further investigate the ways to improve the GAN training to produce better X-ray images. Experiments and evaluation based on Frechet Inception Distance (fID) score [129] show that the proposed GAN approach in the paper generates visually superior prohibited items.

Miao *et al.* [22] introduce a model (CHR) to classify/localize X-ray images from **SIXray**. The model copes with class imbalance and clutter issue by extracting image features from three consecutive layers, where subsequent layers are upsampled and concatenated with the previous layers. A refinement function  $g()$  removes the redundant information from the concatenated feature map. The objective of the work is to minimize the loss of the weighted sum of the classification of the refined mid-level features from the three consecutive layers ( $\{h(\tilde{x}_n^{(l-1)}), h(\tilde{x}_n^{(l)}), h(\tilde{x}_n^{(l+1)})\}$ ). Training the model with the proposed loss yields 2.13% mAP improvement when used with ResNet-101 on **SIXray** (36.01 vs. 38.14).

An evaluation work [120] investigates the use of CNN for the task of explosive detection. An initial stage process the input data by fixing the image size, cropping the irrelevant background object where  $Z_{eff} = 0$  and applying data augmentation transformations. Evaluation of random initialization vs. pre-training on VGG19 [124], Xception [130], and InceptionV3 [131] networks shows that randomly initialized models achieves superior accuracy for binary classification task. To study the impact of intensity and Z-eff values on the performance, the authors train three VGG-19 networks on both intensity and Z-effective, the intensity only and Z-effective only. Training the model with only Z-eff is shown to yield the highest accuracy. The final set of experiments investigates localization via heatmaps and shows that pre-trained networks achieves superior performance since randomly initialized networks tend to overfit on small datasets.

Caldwell *et al.* [20] study the generalization capability of models trained with different datasets. To investigate this problem, the authors first train a network with a cargo dataset and evaluate its performance with a test set that also contains some parcel dataset samples. Quantitative analysis reveals that the performance of the CNN model is weak when it is tested with the combined dataset. The second stage

combines these two datasets within the training stage, yielding a considerable improvement in the performance of the model. Based on this experimentation, authors conclude that transferring information between different modalities is challenging since CNN cannot sufficiently generalize to the unseen target dataset.

#### 4.4 Detection

After the success of CNN for classification, the work of [91] train sliding-window based CNN, Faster RCNN [132] and R-FCN [133] models on DBF2/6 datasets for firearm and multi-class detection problems. Experiments demonstrate that Faster RCNN [132] with VGG16 [124] yield 88.3% mAP on 6-class DBF6 dataset, while R-FCN with ResNet-101 achieves the highest performance (96.3 mAP) on 2-class (*gun vs no-gun*) on DBF2 dataset.

Similar to [91], another evaluation work [24] explores the performance of F-RCNN, R-FCN [133] and SSD [134] within single/multi-view X-ray imagery. Utilizing *OR-gate* detection by merging object detection outputs from individual views shows that multi-view outperforms that of single-view (0.938 vs. 0.798 when trained with R-FCN and ResNet-101). A two-stage approach by Liu *et al.* [135] first extracts foreground objects and subsequently utilises F-RCNN to detect 32, 253 subway X-ray images, with an mAP of 77% for 6 object classes.

A similar study [136] explores SSD and F-RCNN by training on a dataset containing 4 threat classes, each of which comprises approximately 3,400 images. F-RCNN with Inception ResNet v2 backbone yields the highest mAP (92.2 and 97.7 on single and multi-view images, respectively).

Another work [25] utilize multi-view by modifying F-RCNN. A multi-view pooling layer constructs 3D feature 2D extracted from the convolutional layers. 3D region proposal network generates the RoI. Classification and bounding box prediction is performed after 3D RoI pooling layer. Experiments show that multi-view yields an improvement compared to single-view imagery (95.56% vs. 91.23%).

Liu *et al.* [26] also performs object detection via YOLOv2 [122] to detect scissors and aerosols on SASC dataset. Training YOLO v2 for 6000 iterations yield 94.5% average precision and 92.6% recall rates with 68 FPS run-time speed.

Cui and Oztan [137] argue that RetinaNet [138] achieves comparable detection performance, while being considerably faster than traditional sliding window classification when trained with 30,000 images synthetically generated via TIP with 5000 X-ray cargo containers and 544 firearms.

Hassan *et al.* [139] proposes an object detection algorithm, whereby the RoI is generated via cascaded multiscale structure tensors that extracts based on the variations of the orientations of the object. The extracted RoI is then passed into a CNN, which quantitatively and computationally outperforms RetinaNet, YOLOv2

and F-RCNN on **GDXray** and **SIXray** datasets.

Motivated by the lack of annotated X-ray datasets, Xu *et al.* [90], make use of attention mechanisms for the localization of threat materials. The first stage forward-passes an input and finds the corresponding class probability. The back-propagation stage finds which neurons within the network decides the output class. Using the neurons from the first convolutional layer on top of the input image localizes the threat. The final stage refines the activation map by normalizing the layers with the activations of the previous layer. Comparison against the traditional deconvolution method (mAP: 34.3%) shows that the proposed method achieves superior detection (56.6%) without needing for bounding box information.

Similar to [20], generalisation capability of CNN is studied by Gaus *et al.* [140] by training/validating CNN on different datasets (DBF3 (88% mAP) → SIXray (85% mAP)).

## 4.5 Anomaly Detection

Human operators tend to perform better detection when focusing on the benign objects rather than threat items. In addition, the knowledge of every-day benign objects leads to a much better detection performance [141]. Same concept is applied in anomaly detection, where the model is only trained with normal samples, and tested on normal/abnormal examples.

An anomaly detection approach [30] employs sparse feed-forward autoencoders in an unsupervised manner to learn the feature encoding of normal and abnormal data. An SVM [103] then classifies the images either anomalous or benign. Validation on MNIST [39] and freight container dataset (*empty vs non-empty*) shows that hidden layer representation extracted from the autoencoder, in fact, is rather significant for the detection of abnormalities in the images. When fused with the raw-input and residual error, features encoding from the hidden layers yield even better detection performance.

A follow-up work utilizes intensity, log-intensity and VGG-19 [124] features extracted from patches from **UCL TIP** dataset and train normal images via forest of random split trees anomaly detector [142]. Testing the model on normal + abnormal data yields 64% AUC.

A similar study [31], in which image and latent vector spaces are optimized for anomaly detection, utilizes an adversarial network such that the generator comprises encoder-decoder-encoder sub-networks. The objective of the model is to minimize the distance between both real/generated images and their latent representations jointly, which overall outperforms the previous state-of-the-art both statistically and computationally (**UBA**: 64.3%, **FFOB**: 88.2% – AUC). A follow-up work [32] improves the performance of [31] further by (i) utilizing skip-connections

in the generator network to cope with higher resolution images, and (ii) learning the latent representations within the discriminator network (UBA: 94.0%, FFOB: 90.3% – AUC).

Another anomaly detection algorithm [33] (i) first extract the feature of the normal images from Inception v3 [143] alike network, (ii) subsequently trains a multivariate Gaussian model to capture the normal distribution of CAST dataset. Anomaly score of a test sample is based on its likelihood that is relative to the model, which overall yields 92.5% AUC.

## 4.6 Segmentation

Due to the scarcity of datasets with pixel-level annotation, the task of segmentation is understudied within the field. One of the published work [29] addresses segmentation and anomaly detection tasks together, whereby a dual-CNN pipeline initially segments RoI via Mask RCNN [123] and classifies the regions as benign/abnormal via ResNet-18 [121], achieving 97.6% segmentation mAP and 66.0% anomaly detection accuracy. Another work [144] proposes three-stage approach, whereby (i) object-level segmentation is achieved by the use of Mask RCNN [123], (ii) sub-component regions are segmented via super-pixel segmentation and (iii) final object classification is performed via fine-grained CNN classification, which overall yields 97.91% anomaly detection accuracy on 7,878 electronic items. An *et al.* [145] propose a segmentation model that utilises dual attention mechanism within an encoder-decoder segmentation network. The former attention module classifies the RoI, while the latter localises the object. Experiments on PASCAL alike structured X-ray dataset containing 7,532 augmented images from 7-classes yield 99.3 accuracy and 68.3 mean intersection over union (mIoU).



Reference	Domain	Problem	Method
Akçay <i>et al.</i> [43]	Baggage	Object Classification	CNN with transfer learning
Svec [83]	Baggage	Object Classification	CNN with transfer learning
Andrews <i>et al.</i> [94]	Cargo	Anomaly Detection	Train CNN features with Random Split Trees
Jaccard <i>et al.</i> [44]	Cargo	Object Classification	oBIF+RF for non-empty cargo detection, followed by CNN for car detection
Jaccard <i>et al.</i> [84]	Cargo	Object Classification	CNN from scratch outperforms RF
Rogers <i>et al.</i> [87]	Cargo	Object Classification	Evaluation of high and low energy x-ray imagery
Caldwell <i>et al.</i> [20]	Cargo, Baggage	Object Classification	Transferability between domains
Yuan and Gui [88]	Tera Hertz	Object Classification	Two-stage. Classify from RGB, then Tera-Hertz images.
Zhao <i>et al.</i> [89]	Baggage	Image Generation, Object Classification	Generate X-ray objects via GAN, and classify with CNN
Yang <i>et al.</i> [23]	Baggage	Image Generation Object Classification	Generate X-ray objects via GAN, and classify with CNN
Miao <i>et al.</i> [22]	Baggage	Object Classification	with class-balanced hierarchical refinement
Morris <i>et al.</i> [120]	Baggage	Object Classification	Region-based detection with Z-effective
Akçay and Breckon [91]	Baggage	Object Detection	Object Detection, Faster-RCNN is the best.
Liang <i>et al.</i> [24]	Baggage	Object Detection	RFCN is the best. Multi-view outperforms single view.
Liang <i>et al.</i> [136]	Baggage	Object Detection	Explores various detection algorithms, F-RCNN with Inception ResNet v2 achieves the highest performance
Steitz <i>et al.</i> [25]	Baggage	Object Detection	F-RCNN with multi view pooling is superior to single view only.
Liu <i>et al.</i> [26]	Baggage	Object Detection	YOLOv2 achieves real time performance.
Xu <i>et al.</i> [90]	Baggage	Object Detection	Localizes the threat material from the X-ray images via attention mechanisms
Islam <i>et al.</i> [146]	Baggage	Object Detection	track passengers and their belongings in airports while passing X-ray security checkpoints
Liu <i>et al.</i> [135]	Baggage	Object Detection	Foreground object segmentation via material info, followed by a F-RCNN
Gauss <i>et al.</i> [140]	Baggage	Object Detection	F-RCNN to investigate the transferrability between various X-ray scanners.
Cui and Oztan [137]	Baggage	Object Detection	RetinaNet trained on a TIP dataset achieves considerable faster detection than sliding window CNN.
Hassan <i>et al.</i> [139]	Baggage	Object Detection	RoI are extracted via cascaded multiscale structure tensors, which are then classified via a CNN
Bhowmik <i>et al.</i> [98]	Baggage	Object Detection	Explores the generalisation capability of the models trained on TIP datasets.
Andrews <i>et al.</i> [30]	Cargo	Anomaly Detection	Fusion of the raw-input and residual error with feature encoding from the hidden layers.
Akçay <i>et al.</i> [31]	Baggage	Anomaly Detection	encoder- decoder-encoder sub-networks. Minimize latent vector and image space.
Akçay <i>et al.</i> [32]	Baggage	Anomaly Detection	Use of skip connections. Minimize latent vector in the discriminator network.
Griffin <i>et al.</i> [33]	Baggage	Anomaly Detection	Feature Extraction with CNN, then train with Gaussian model.
Gauss <i>et al.</i> [29]	Baggage	Object Segmentation	Mask-RCNN to segment RoI, and CNN classification for anomaly detection
Bhowmik <i>et al.</i> [144]	Baggage	Object Segmentation	Mask-RCNN to segment RoI, superpixel for sub-component level analysis, fine-grained CNN for classification
An <i>et al.</i> [147]	Baggage	Object Segmentation	Dual attention mechanism within an encoder decoder segmentation network.

Table 2: Overview of deep learning approaches applied within X-ray security imaging.

## 5 Discussion and Future Directions

This section evaluates the current trends within the field presented in Section 4, and discusses the challenges and future directions within the field.

**Data** Although the use of transfer learning improves the performance of small X-ray datasets, the lack of large datasets limits contemporary deep model training. Relatively large datasets in the field such as **SIXray**, **FFOB** are highly biased towards certain classes, limiting to train reliable supervised methods. Hence, it is essential to build large, homogeneous, realistic and publicly available datasets, collected either by (i) manually scanning numerous bags with different objects and orientations in a lab environment or (ii) generating synthetic datasets via contemporary algorithms.

There are advantages and disadvantages of both methods. Although manual data collection enables to gather realistic samples with the flexibility to produce any combination, it is rather expensive, requiring tremendous human effort and time.

Synthetic dataset generation, on that hand, is another method, currently achieved by TIP [50, 51] or GAN [23, 89]. A recent study [98] empirically demonstrates that using a TIP dataset for a detection task adversely impacts the detection performance on real examples. In future work, therefore, more advanced algorithms such as image translation or domain adaptation [128, 148] could be considered such that the model would learn to translate between benign and threat domains, which overall would yield superior projection/translation to TIP.

The literature has also seen another type of synthetic datasets generated by GAN algorithms. The limitation of current GAN datasets [23, 89], however, is that the models are currently capable of producing only objects but full X-ray images. Moreover, the quality of the generated images is far from being realistic. Further studies, taking these issues into account, will need to be undertaken. It might be feasible to create more realistic X-ray images by using contemporary GAN algorithms [149].

**Exploiting Multiple-View Information** Existing research recognizes the critical role played by multiple-view imagery, especially when the detection of an object from a particular viewpoint is challenging [24, 25, 110].

Two key study [24] and [25] investigate utilizing multiple-view integration inside/outside a CNN. Despite the incremental performance improvement reported, further work is required to investigate other possible ways to utilise multiple-view imagery better.

**Transferring Between Domains and X-ray Scanners** As pointed out in [20, 140], transferring models between different scanners could be challenging due to the unknown intrinsic of the scanners. Future work would utilize domain adaptation [148], where the source domain contains images from one scanner, and the target domain would be of another X-ray scanner. Training with even unbalanced datasets would learn the intrinsic, and map from one to the other.

**Improving Unsupervised Anomaly Detection Approaches** The performance of the current anomaly detection algorithms presented in Section 4.5 is somewhat limited to be deployed for a real-world scenario. Therefore, more research on this topic needs to be undertaken to design better reconstruction techniques that thoroughly learn the characteristics of the normality from which the abnormality would be detected.

**Use of the Material Information** In dual-energy X-ray systems attenuation between high and low energies yields a unique value for different materials, which could be utilized further for more accurate object classification/detection [150, 151]. Even though recent research [87, 120] have examined the use of material information, the research outcome present inconsistent results. Hence, a further study thoroughly investigating the material information is suggested.

## 6 Conclusion

This paper taxonomises conventional machine and modern deep algorithms utilised within X-ray security imaging. Traditional approaches are sub-categorised based on computer vision tasks such as image enhancement, threat image projection, object segmentation, feature extraction, object classification, and detection. Review of the deep learning approaches includes classification detection, segmentation and unsupervised anomaly detection algorithms applied within the field. The discussion finally provides the strengths and weaknesses of the current techniques, open challenges and envisions the future directions of the field.

## References

- [1] S Michel, S M Koller, J C de Ruiter, R Moerland, M Hogervorst, and A Schwaninger. Computer-Based Training Increases Efficiency in X-Ray Image Interpretation by Aviation Security Screeners. In *International Carnahan Conference on Security Technology*, pages 201–206. IEEE, 2007. 1, 5

- [2] Tobias Halbherr, Adrian Schwaninger, Glen R Budgell, and Alan Wales. Airport Security Screener Competency: A Cross-Sectional and Longitudinal Analysis. *The International Journal of Aviation Psychology*, 23(2):113–129, 2013. 1
- [3] Levi Swann, Vesna Popovic, Alethea L Blackler, and Ben J Kraal. Airport Security Screeners Expertise and Implications For Interface Design. In *Design Research Society Conference 2014*, 2014. 1
- [4] Sophie Baeriswyl, Andreas Krause, and Adrian Schwaninger. Emotional Exhaustion and Job Satisfaction in Airport Security Officers – Work–Family Conflict as Mediator in the Job Demands–Resources Model. *Frontiers in Psychology*, 7:663, 2016. 1
- [5] Alain Chavaillaz, Adrian Schwaninger, Stefan Michel, and Juergen Sauer. Expertise, Automation and Trust in X-Ray Screening of Cabin Baggage. *Frontiers in Psychology*, 10, 2019. 1
- [6] Adrian Schwaninger, Anton Bolfig, Tobias Halbherr, Shaun Helman, Andrew Belyavin, and Lawrence Hay. The Impact of Image Based Factors and Training on Threat Detection Performance in X-ray Screening. In *International Conference on Research in Air Transportation*, page 8, 2008. 1
- [7] Anton Bolfig, Tobias Halbherr, and Adrian Schwaninger. How Image Based Factors and Human Factors Contribute to Threat Detection Performance in X-Ray Aviation Security Screening. In Andreas Holzinger, editor, *Symposium of the Austrian HCI and Usability Engineering Group*, Lecture Notes in Computer Science, pages 419–438. Springer Berlin Heidelberg, 2008. 1
- [8] Alan Wales, Tobias Halbherr, and Adrian Schwaninger. Using speed measures to predict performance in x-ray luggage screening tasks. In *International Carnahan Conference on Security Technology*, pages 212–215. IEEE, 2009. 1
- [9] Marcia Mendes, Adrian Schwaninger, Nadine Strebler, and Stefan Michel. Why Laptops Should Be Screened Separately When Conventional X-ray Screening Is Used. In *International Carnahan Conference on Security Technology (ICCST)*, pages 267–273. IEEE, 2012. 2
- [10] Marcia Mendes, Adrian Schwaninger, and Stefan Michel. Can Laptops Be Left Inside Passenger Bags If Motion Imaging Is Used in X-ray Security Screening? *Frontiers in Human Neuroscience*, 7, 2013. 2
- [11] Alain Chavaillaz, Adrian Schwaninger, Stefan Michel, and Juergen Sauer. Automation in Visual Inspection Tasks: X-ray Luggage Screening Supported by A System Of Direct, Indirect or Adaptable Cueing with Low and High System Reliability. *Ergonomics*, 61(10):1395–1408, 2018. 2
- [12] N C Murray and K Riordan. Evaluation of Automatic Explosive Detection Systems. In *International Carnahan Conference on Security Technology*, pages 175–179. IEEE, 1995. 2

- [13] G Zentai. X-ray Imaging for Homeland Security. In *International Workshop on Imaging Systems and Techniques*, pages 1–6. IEEE, 2008. 2
- [14] K Wells and D.A. Bradley. A Review of X-ray Explosives Detection Techniques for Checked Baggage. *Applied Radiation and Isotopes*, 70(8):1729–1746, aug 2012. 2
- [15] J Sarah Caygill, Frank Davis, and Seamus P J Higson. Current Trends in Explosive Detection Techniques. *Talanta*, 88:14–29, 2012. 2
- [16] Sameer Singh and Maneesha Singh. Explosives Detection Systems (EDS) for Aviation Security. *Signal Processing*, 83(1):31–55, 2003. 2
- [17] B R Abidi, D L Page, and M A Abidi. A Combinational Approach to the Fusion, Denoising and Enhancement of Dual-Energy X-Ray Luggage Images. In *Conference on Computer Vision and Pattern Recognition (CVPR) Workshops*, volume 3, page 2. IEEE, 2005. 2, 4, 5
- [18] Besma R Abidi, Yue Zheng, Andrei V Gribok, and Mongi A Abidi. Improving Weapon Detection In Single Energy X-ray Images Through Pseudocoloring. *IEEE Transactions on Systems, Man and Cybernetics Part C: Applications and Reviews*, 36(6):784–796, 2006. 2
- [19] Q Lu and R.W. Connors. Using Image Processing Methods to Improve the Explosive Detection Accuracy. *IEEE Transactions on Systems, Man and Cybernetics, Part C (Applications and Reviews)*, 36(6):750–760, 2006. 2, 4, 8
- [20] Matthew Caldwell, M Ransley, Thomas W Rogers, and Lewis D Griffin. Transferring X-ray Based Automated Threat Detection Between Scanners With Different Energies And Resolution. In *Counterterrorism, Crime Fighting, Forensics, and Surveillance Technologies*, page 15. SPIE, 2017. 2, 4, 11, 13, 15, 17, 19
- [21] S Akçay, M E Kundegorski, C G Willcocks, and T P Breckon. Using Deep Convolutional Neural Network Architectures for Object Classification and Detection within X-ray Baggage Security Imagery. *IEEE Transactions on Information Forensics and Security*, 2018. 2, 4, 9, 10, 11
- [22] Caijing Miao, Lingxi Xie, Fang Wan, Chi Su, Hongye Liu, Jianbin Jiao, and Qixiang Ye. SIXray : A Large-scale Security Inspection X-ray Benchmark for Prohibited Item Discovery in Overlapping Images. In *Conference on Computer Vision and Pattern Recognition (CVPR)*. IEEE, 2019. 2, 4, 10, 11, 13, 17
- [23] Jinfeng Yang, Zihao Zhao, Haigang Zhang, and Yihua Shi. Data Augmentation for X-Ray Prohibited Item Images Using Generative Adversarial Networks. *IEEE Access*, pages 1–1, 2019. 2, 11, 13, 17, 18
- [24] Kevin Liang, Chris Gregory, Souleymane O. Diallo, Kris Roe, Geert Heilmann, Lawrence Carin, David Carlson, Gregory Spell, and John Sigman. Automatic Threat Recognition Of Prohibited Items At Aviation Checkpoint With X-ray Imaging: A Deep Learning Approach. In Amit Ashok, Mark A. Neifeld, Michael E. Gehm, and Joel A. Greenberg, editors, *Anomaly Detection and Imaging with X-Rays (ADIX) III*, page 2. SPIE, 2018. 2, 11, 14, 17, 18

- [25] Jan-Martin O Steitz, Faraz Saeedan, and Stefan Roth. Multi-view X-Ray R-CNN. In *German Conference on Pattern Recognition (GCPR)*, pages 153–168. 2019. [2](#), [4](#), [11](#), [14](#), [17](#), [18](#)
- [26] Zhongqiu Liu, Jianchao Li, Yuan Shu, and Dongping Zhang. Detection and Recognition of Security Detection Object Based on Yolo9000. In *International Conference on Systems and Informatics (ICSAI)*, pages 278–282. IEEE, 2018. [2](#), [4](#), [11](#), [14](#), [17](#)
- [27] Maneesha Singh and Sameer Singh. Image Segmentation Optimisation For X-ray Images Of Airline Luggage. In *International Conference on Computational Intelligence for Homeland Security and Personal Safety (CIHSPS)*, pages 10–17. IEEE, 2004. [2](#), [4](#), [8](#)
- [28] Jeremy Heitz and Gal Chechik. Object Separation in X-ray Image Sets. In *Conference on Computer Vision and Pattern Recognition (CVPR)*, pages 2093–2100. IEEE, 2010. [2](#), [4](#), [8](#)
- [29] Yona Falinie A. Gaus, Neelanjan Bhowmik, Samet Akçay, Paolo M. Guillen-Garcia, Jack W. Barker, and Toby P. Breckon. Evaluation of a Dual Convolutional Neural Network Architecture for Object-wise Anomaly Detection in Cluttered X-ray Security Imagery. In *International Joint Conference on Neural Networks (IJCNN)*. IEEE, apr 2019. [2](#), [16](#), [17](#)
- [30] Jerone T A Andrews, Edward J Morton, and Lewis D Griffin. Detecting Anomalous Data Using Auto-encoders. *International Journal of Machine Learning and Computing*, 6(1):21, 2016. [2](#), [4](#), [15](#), [17](#)
- [31] Samet Akçay, Amir Atapour-Abarghouei, and Toby P. Breckon. GANomaly: Semi-supervised Anomaly Detection via Adversarial Training. In *Asian Conference on Computer Vision - ACCV*, pages 622–637. Springer, 2019. [2](#), [4](#), [10](#), [11](#), [15](#), [17](#)
- [32] Samet Akçay, Amir Atapour-Abarghouei, and Toby P Breckon. Skip-GANomaly: Skip Connected and Adversarially Trained Encoder-Decoder Anomaly Detection. In *International Joint Conference on Neural Networks (IJCNN)*, pages 1–8. IEEE, 2019. [2](#), [4](#), [10](#), [11](#), [15](#), [17](#)
- [33] Lewis D. Griffin, Matthew Caldwell, Jerone T. A. Andrews, and Helene Bohler. “Unexpected Item in the Bagging Area”: Anomaly Detection in X-Ray Security Images. *IEEE Transactions on Information Forensics and Security*, 14(6):1539–1553, 2019. [2](#), [4](#), [16](#), [17](#)
- [34] Andre Mouton and Toby P Breckon. A Review of Automated Image Understanding within 3D Baggage Computed Tomography Security Screening. *Journal of X-Ray Science and Technology*, 23(5):531–555, 2015. [2](#)
- [35] Thomas W Rogers, Nicolas Jaccard, Edward J Morton, and Lewis D Griffin. Automated X-ray Image Analysis for Cargo Security: Critical Review and Future Promise. *Journal of X-Ray Science and Technology*, 25(1):33–56, 2017. [2](#), [6](#)

- [36] Domingo Mery, Erick Svec, and Marco Arias. Object Recognition in Baggage Inspection Using Adaptive Sparse Representations of X-ray Images. In *Pacific-Rim Symposium on Image and Video Technology (PSIVT)*, pages 709–720. Springer, Cham, 2016. 2, 4, 6
- [37] D Mery, E Svec, M Arias, V Rizzo, J M Saavedra, and S Banerjee. Modern Computer Vision Techniques for X-Ray Testing in Baggage Inspection. *IEEE Transactions on Systems, Man, and Cybernetics: Systems*, 47(4):682–692, 2017. 2, 3, 4, 7, 11
- [38] Mark Mitckes. Threat Image Projection – An Overview. Technical report, 2003. 2, 3, 4, 5
- [39] Y Lecun, L Bottou, Y Bengio, and P Haffner. Gradient-based Learning Applied To Document Recognition. *Proceedings of the IEEE*, 86(11):2278–2324, 1998. 3, 15
- [40] Alex Krizhevsky, Ilya Sutskever, and Geoffrey E Hinton. ImageNet Classification with Deep Convolutional Neural Networks. In *Conference on Neural Information Processing Systems (NeurIPS)*, pages 1097–1105. Curran Associates, Inc., 2012. 3, 12
- [41] Olga Russakovsky, Jia Deng, Hao Su, Jonathan Krause, Sanjeev Satheesh, Sean Ma, Zhiheng Huang, Andrej Karpathy, Aditya Khosla, Michael Bernstein, Alexander C Berg, and Li Fei-Fei. ImageNet Large Scale Visual Recognition Challenge. *International Journal of Computer Vision*, 115(3):211–252, dec 2015. 3
- [42] Jason Yosinski, Jeff Clune, Yoshua Bengio, and Hod Lipson. How Transferable Are Features In Deep Neural Networks? In *Advances in Neural Information Processing Systems (NeurIPS)*, pages 3320–3328, 2014. 3
- [43] S Akçay, M E Kundegorski, M Devereux, and T P Breckon. Transfer Learning Using Convolutional Neural Networks for Object Classification within X-ray Baggage Security Imagery. In *International Conference on Image Processing (ICIP)*, pages 1057–1061. IEEE, 2016. 3, 4, 9, 11, 12, 17
- [44] Nicolas Jaccard, Thomas W Rogers, Edward J Morton, and Lewis D Griffin. Tackling The X-ray Cargo Inspection Challenge Using Machine Learning. In Amit Ashok, Mark A. Neifeld, and Michael E. Gehm, editors, *Anomaly Detection and Imaging with X-Rays*, volume 9847, page 98470N. SPIE, 2016. 3, 4, 10, 12, 17
- [45] Bisma R Abidi, Jimin Liang, Mark Mitckes, and Mongi A Abidi. Improving The Detection Of Low-density Weapons In X-ray Luggage Scans Using Image Enhancement And Novel Scene-decluttering Techniques. *Journal of Electronic Imaging*, 13(3):523–539, 2004. 4, 5
- [46] M. Singh and S Singh. Optimizing Image Enhancement For Screening Luggage At Airports. In *International Conference on Computational Intelligence for Homeland Security and Personal Safety (CIHSPS)*, pages 131–136. IEEE, 2005. 4, 5

- [47] B. Abidi, Y Zheng, A Gribok, and M Abidi. Screener Evaluation of Pseudo-Colored Single Energy X-ray Luggage Images. In *Conference on Computer Vision and Pattern Recognition (CVPR) - Workshops*, volume 3, pages 35–35. IEEE, 2005. 4, 5
- [48] Thomas W Rogers, James Ollier, Edward J Morton, and Lewis D Griffin. Reduction Of Wobble Artefacts In Images From Mobile Transmission X-ray Vehicle Scanners. In *International Conference on Imaging Systems and Techniques (IST)*, pages 356–360. IEEE, 2014. 4
- [49] T W Rogers, J Ollier, E J Morton, and L D Griffin. Measuring And Correcting Wobble In Large-scale Transmission Radiography. *Journal of X-ray Science and Technology*, 25:57–77, 2017. 4
- [50] Thomas W Rogers, Nicolas Jaccard, Emmanouil D Protonotarios, James Ollier, Edward J Morton, and Lewis D Griffin. Threat Image Projection (TIP) into X-ray Images of Cargo Containers for Training Humans and Machines. In *International Carnahan Conference on Security Technology (ICCST)*, pages 1–7. IEEE, 2016. 4, 5, 9, 18
- [51] Domingo Mery and Aggelos K Katsaggelos. A Logarithmic X-Ray Imaging Model for Baggage Inspection: Simulation and Object Detection. In *Conference on Computer Vision and Pattern Recognition Workshops (CVPRW)*, pages 251–259. IEEE, 2017. 4, 5, 18
- [52] R Paranjape, M Sluser, and E Runtz. Segmentation of handguns in dual energy X-ray imagery of passenger carry-on baggage. In *Canadian Conference on Electrical and Computer Engineering*, volume 1, pages 377–380. IEEE, 1998. 4, 8
- [53] M Sluser and R Paranjape. Model-based Probabilistic Relaxation Segmentation Applied To Threat Detection In Airport X-ray Imagery. In *Canadian Conference on Electrical and Computer Engineering*, volume 2, pages 720–726. IEEE, 1999. 4, 8
- [54] Jianli Ding, Yuanxiang Li, Xing Xu, and Lingling Wang. X-ray Image Segmentation by Attribute Relational Graph Matching. In *International Conference on Signal Processing*. IEEE, 2006. 4, 8
- [55] Odysseas Kechagias-Stamatis, Nabil Aouf, Carole Belloni, and David Nam. Automatic X-ray Image Segmentation And Clustering For Threat Detection. In *Target and Background Signatures III*, page 24. SPIE, 2017. 4, 8
- [56] Carsten Oertel and Peter Bock. Identification of Objects-of-Interest in X-Ray Images. In *Applied Imagery and Pattern Recognition Workshop (AIPR)*, pages 17–17. IEEE, 2006. 4
- [57] Richard Gesick, Caner Saritac, and Chih-Cheng Hung. Automatic image analysis process for the detection of concealed weapons. In *Annual Workshop on Cyber Security and Information Intelligence Research Cyber Security and Information Intelligence Challenges and Strategies (CSIIRW)*, page 1. ACM Press, 2009. 4



- [58] Kenneth Fu, Clark Guest, and Pankaj Das. Segmentation of suspicious objects in an x-ray image using automated region filling approach. In *Signal and Data Processing of Small Targets 2009*, volume 7445, page 744510. International Society for Optics and Photonics, 2009. 4
- [59] Muhammet Bařtan, Mohammad Reza Yousefi, and Thomas M Breuel. Visual Words on Baggage X-Ray Images. In *International Conference on Computer Analysis of Images and Patterns*, Lecture Notes in Computer Science, pages 360–368. Springer Berlin Heidelberg, 2011. 4, 6
- [60] D Turcsany, A Mouton, and T P Breckon. Improving feature-based object recognition for X-ray baggage security screening using primed visualwords. In *International Conference on Industrial Technology (ICIT)*, pages 1140–1145. IEEE, 2013. 4, 6
- [61] M Bastan, W Byeon, and T M Breuel. Object Recognition in Multi-View Dual Energy X-ray Images – Executive summary. *British Machine Vision Conference (BMVC)*, pages 1–11, 2013. 4, 8
- [62] Yufeng Zheng and Adel Elmaghraby. A Vehicle Threat Detection System Using Correlation Analysis And Synthesized X-ray Images. In *Detection and Sensing of Mines, Explosive Objects, and Obscured Targets XVIII*, volume 8709, page 87090V. International Society for Optics and Photonics, 2013. 4, 7
- [63] J Zhang, L Zhang, Z Zhao, Y Liu, J Gu, Q Li, and D Zhang. Joint Shape and Texture Based X-Ray Cargo Image Classification. In *Conference on Computer Vision and Pattern Recognition Workshops (CVPRW)*, pages 266–273. IEEE, 2014. 4, 7
- [64] Nicolas Jaccard, Thomas W Rogers, and Lewis D Griffin. Automated Detection Of Cars In Transmission X-ray Images Of Freight Containers. In *International Conference on Advanced Video and Signal Based Surveillance (AVSS)*, pages 387–392. IEEE, 2014. 4, 6
- [65] Sanjeevareddy Kolkoori, Norma Wrobel, Andreas Deresch, Bernhard Redmer, and Uwe Ewert. Dual High-energy X-ray Digital Radiography For Material Discrimination In Cargo Containers. In *European Conference on Non-Destructive Testing (ECNDT)*, pages 6–10, 2014. 4
- [66] Muhammet Bastan. Multi-view Object Detection In Dual-energy X-ray Images. *Machine Vision and Applications*, 26(7-8):1045–1060, 2015. 4, 8
- [67] E.J. Morton, T.W. Rogers, L.D. Griffin, and N Jaccard. Detection Of Cargo Container Loads From X-ray Images. In *International Conference on Intelligent Signal Processing 2015 (ISP)*, pages 6.–6. IET, 2015. 4, 6
- [68] Ning Zhang and Jinfu Zhu. A Study Of X-ray Machine Image Local Semantic Features Extraction Model Based On Bag-of-words For Airport Security. *International Journal on Smart Sensing and Intelligent Systems*, 8(1):45–64, 2015. 4, 6

- [69] Ning Zhang. A Study On Optimization Methods Of X-ray Machine Recognition For Aviation Security System. *International Journal on Smart Sensing and Intelligent Systems*, 8(2):1313–1332, 2015. 4, 6
- [70] M.E. Kundegorski, S Akçay, M Devereux, A Mouton, and T.P. Breckon. On using Feature Descriptors as Visual Words for Object Detection within X-ray Baggage Security Screening. In *International Conference on Imaging for Crime Detection and Prevention (ICDP)*, pages 12 (6 .)–12 (6 .). IET, 2016. 4, 7, 9
- [71] O Abusaeeda, J.P.O. Evans, D Downes, and J.W. Chan. View Synthesis Of KDEX Imagery For 3d Security X-ray Imaging. In *International Conference on Imaging for Crime Detection and Prevention (ICDP)*, pages P40–P40. IET, 2011. 4
- [72] Domingo Mery. Automated Detection In Complex Objects Using A Tracking Algorithm In Multiple X-ray Views. In *Conference on Computer Vision and Pattern Recognition Workshops (CVPRW)*, pages 41–48. IEEE, 2011. 4, 8
- [73] Domingo Mery, German Mondragon, Vladimir Riffo, and Irene Zuccar. Detection Of Regular Objects In Baggage Using Multiple X-ray Views. *Insight - Non-Destructive Testing and Condition Monitoring*, 55(1):16–20, 2013. 4, 7
- [74] Domingo Mery, Vladimir Riffo, Irene Zuccar, and Christian Pieringer. Automated X-Ray Object Recognition Using an Efficient Search Algorithm in Multiple Views. In *Conference on Computer Vision and Pattern Recognition Workshops (CVPRW)*, pages 368–374. IEEE, 2013. 4, 8
- [75] D Mery and V Riffo. Automated Object Recognition In Baggage Screening Using Multiple X-ray Views. *Annual Conference of the British Institute of Non-Destructive Testing (NDT)*, 4860(143):1–12, 2013. 4
- [76] D Mery, G Mondragon, V Riffo, and I Zuccar. Detection of regular objects in baggage using multiple X-ray views. *Insight - Non-Destructive Testing and Condition Monitoring*, 55(1):16–20, mar 2013. 4, 8
- [77] Domingo Mery. Inspection of Complex Objects Using Multiple-X-Ray Views. *IEEE/ASME Transactions on Mechatronics*, 20(1):338–347, 2015. 4
- [78] Domingo Mery, Erick Svec, and Marco Arias. Object Recognition in X-ray Testing Using Adaptive Sparse Representations. *Journal of Nondestructive Evaluation*, 35(3):45, mar 2016. 4, 7
- [79] Vladimir Riffo and Domingo Mery. Automated Detection of Threat Objects Using Adapted Implicit Shape Model. *IEEE Transactions on Systems, Man, and Cybernetics: Systems*, 46(4):472–482, 2016. 4, 7
- [80] Pablo C. Cañizares, Mercedes G. Merayo, and Alberto Núñez. FORTIFIER: a FORmal disTriButed Framework to Improve the dEtection of thReatening objects in baggage. *Journal of Information and Telecommunication*, 2(1):2–18, 2018. 4
- [81] L Schmidt-Hackenberg, M R Yousefi, and T M Breuel. Visual Cortex Inspired Features For Object Detection In X-ray Images. In *International Conference on Pattern Recognition (ICPR)*, pages 2573–2576, Tsukuba, Japan, 2012. IEEE. 4, 7

- [82] T Franzel, U Schmidt, and S Roth. Object Detection in Multi-view X-Ray Images. In *Pattern Recognition: Joint DAGM and OAGM Symposium*, pages 144–154. Springer Berlin Heidelberg, 2012. 4, 8
- [83] Erick Svec P. *Sparse KNN - A Method For Object Recognition Over X-ray Images Using Knn Based In Sparse Reconstruction*. PhD thesis, Pontificia Universidad Catolica De Chile, 2016. 4, 7, 17
- [84] Nicolas Jaccard, Thomas W Rogers, Edward J Morton, and Lewis D Griffin. Using Deep Learning On X-ray Images To Detect Threats. In *Defence and Security Doctoral Symposium Paper*, pages 1–12. Cranfield University, 2016. 4, 10, 12, 17
- [85] Nicolas Jaccard, Thomas W Rogers, and Edward J Morton. Detection Of Concealed Cars In Complex Cargo X-ray Imagery Using Deep Learning. *Journal of X-Ray Science and Technology*, 25(3):323–339, 2017. 4, 10, 11, 12
- [86] N Jaccard, T.W. Rogers, E.J. Morton, and L.D. Griffin. Automated Detection Of Smuggled High-risk Security Threats Using Deep Learning. In *International Conference on Imaging for Crime Detection and Prevention (ICDP)*, pages 11 (4 .)–11 (4 .). IET, 2016. 4, 10, 11, 12
- [87] Thomas W Rogers, Nicolas Jaccard, and Lewis D Griffin. A Deep Learning Framework For The Automated Inspection Of Complex Dual-energy X-ray Cargo Imagery. In *Conference on Anomaly Detection and Imaging with X-Rays (ADIX) II*. SPIE, 2017. 4, 10, 11, 12, 17, 19
- [88] Jianxin Yuan and Chengan Guo. A Deep Learning Method for Detection of Dangerous Equipment. In *International Conference on Information Science and Technology (ICIST)*, pages 159–164. IEEE, 2018. 4, 17
- [89] Zihao Zhao, Haigang Zhang, and Jinfeng Yang. A GAN-Based Image Generation Method for X-Ray Security Prohibited Items. In *Chinese Conference on Pattern Recognition and Computer Vision (PRCV)*, Lecture Notes in Computer Science, pages 420–430. Springer International Publishing, 2018. 4, 11, 13, 17, 18
- [90] Maoshu Xu, Haigang Zhang, and Jinfeng Yang. Prohibited Item Detection in Airport X-Ray Security Images via Attention Mechanism Based CNN. In *Chinese Conference on Pattern Recognition and Computer Vision (PRCV)*, Lecture Notes in Computer Science, pages 429–439. Springer International Publishing, 2018. 4, 11, 15, 17
- [91] Samet Akçay and Toby P Breckon. An Evaluation Of Region-Based Object Detection Strategies Within X-ray Baggage Security Imagery. In *IEEE International Conference on Image Processing (ICIP)*, pages 1337–1341. IEEE, 2017. 4, 9, 11, 14, 17
- [92] Jarosław Tuszynski, Justin T Briggs, and John Kaufhold. A Method For Automatic Manifest Verification Of Container Cargo Using Radiography Images. *Journal of Transportation Security*, 6(4):339–356, 2013. 4

- [93] J T A Andrews, N Jaccard, T W Rogers, T Tanay, and L D Griffin. Anomaly Detection for Security Imaging. In *Defence and Security Doctoral Symposium*. Cranfield University, 2016. 4, 10, 11
- [94] Jerone T A Andrews, Nicolas Jaccard, Thomas W Rogers, and Lewis D Griffin. Representation-learning For Anomaly Detection In Complex X-ray Cargo Imagery. In *Anomaly Detection and Imaging with X-Rays (ADIX) II*. SPIE, 2017. 4, 10, 11, 17
- [95] Jer Chan, Paul Evans, and Xun Wang. Enhanced Color Coding Scheme For Kinetic Depth Effect X-ray (KDEX) Imaging. In *International Carnahan Conference on Security Technology*, pages 155–160. IEEE, 2010. 5
- [96] A Schwaninger, F Hofer, and O E Wetter. Adaptive Computer-Based Training Increases on the Job Performance of X-Ray Screeners. In *International Carnahan Conference on Security Technology*, pages 117–124. IEEE, 2007. 5
- [97] V Cutler and S Paddock. Use Of Threat Image Projection (TIP) To Enhance Security Performance. In *International Carnahan Conference on Security Technology*, pages 46–51. IEEE, 2009. 5
- [98] Neelanjan Bhowmik, Qian Wang, Yona Falinie A. Gaus, Marcin Szarek, and Toby P. Breckon. The Good, the Bad and the Ugly: Evaluating Convolutional Neural Networks for Prohibited Item Detection Using Real and Synthetically Composed X-ray Imagery. In *British Machine Vision Conference (BMVC) Workshops*, 2019. 5, 17, 18
- [99] Domingo Mery. *Computer Vision for X-Ray Testing*. Springer International Publishing, Cham, 2015. 6
- [100] David G Lowe. Distinctive Image Features from Scale-Invariant Keypoints. *International Journal of Computer Vision*, 60(2):91–110, 2004. 6, 7, 8
- [101] Herbert Bay, Andreas Ess, Tinne Tuytelaars, and Luc Van Gool. Speeded-Up Robust Features (SURF). *Computer Vision and Image Understanding*, 110(3):346–359, jun 2008. 6
- [102] J. A. Hartigan and M. A. Wong. Algorithm AS 136: A K-Means Clustering Algorithm. *Applied Statistics*, 28(1):100, 1979. 6, 7
- [103] M.A. Hearst, S.T. Dumais, E. Osuna, J. Platt, and B. Scholkopf. Support Vector Machines. *IEEE Intelligent Systems and their Applications*, 13(4):18–28, jul 1998. 6, 7, 8, 12, 15
- [104] Lewis D. Griffin, Martin Lillholm, Mike Crosier, and Justus van Sande. Basic Image Features (BIFs) Arising from Approximate Symmetry Type. pages 343–355. Springer, Berlin, Heidelberg, 2009. 6, 12
- [105] Leo Breiman. Random Forests. *Machine Learning*, 45(1):5–32, 2001. 6, 12

- [106] Martin A. Fischler and Robert C. Bolles. Random Sample Consensus: A Paradigm For Model Fitting With Applications To Image Analysis And Automated Cartography. *Communications of the ACM*, 24(6):381–395, 1981. 7
- [107] Ziyang Xu, Shujing Lyu, Weiping Jin, and Yue Lu. Modified Adaptive Implicit Shape Model for Object Detection. In *Communications in Computer and Information Science*, pages 144–151. Springer, 2019. 7
- [108] Ankit Dixit. Adaptive kmeans Clustering for Color and Gray Image. - File Exchange - MATLAB Central, 2014. 7
- [109] T. Cover and P. Hart. Nearest Neighbor Pattern Classification. *IEEE Transactions on Information Theory*, 13(1):21–27, 1967. 7, 8
- [110] Stefan Michel and Adrian Schwaninger. Human-machine Interaction In X-ray Screening. In *International Carnahan Conference on Security Technology*, pages 13–19. IEEE, 2009. 8, 18
- [111] Claudia Christina Von Bastian, Adrian Schwaninger, and Stefan Michel. Do Multi-view X-ray Systems Improve X-ray Image Interpretation In Airport Security Screening ? *Zeitschrift für Arbeitswissenschaft* 3, (December):166–173, 2008. 8
- [112] D Mery, V Rizzo, I Zuccar, and C Pieringer. Object Recognition In X-ray Testing Using An Efficient Search Algorithm In Multiple Views. *Insight - Non-Destructive Testing and Condition Monitoring*, 59(2):85–92, 2017. 8
- [113] N. Dalal and B. Triggs. Histograms of Oriented Gradients for Human Detection. In *Conference on Computer Vision and Pattern Recognition (CVPR)*, volume 1, pages 886–893. IEEE, 2005. 8
- [114] K. Mikolajczyk and C. Schmid. A Performance Evaluation Of Local Descriptors. *IEEE Transactions on Pattern Analysis and Machine Intelligence*, 27(10):1615–1630, 2005. 8
- [115] Domingo Mery, Vladimir Rizzo, Uwe Zscherpel, German Mondragón, Iván Lillo, Irene Zuccar, Hans Lobel, and Miguel Carrasco. GDxray: The Database of X-ray Images for Nondestructive Testing. *Journal of Nondestructive Evaluation*, 34(4):42, 2015. 9
- [116] Centre for Applied Science and Technology (CAST). OSCT Borders X-ray Image Library. Technical report, UK Home Office, 2016. 10
- [117] Matthew Caldwell and Lewis D. Griffin. Limits on transfer learning from photographic image data to X-ray threat detection. *Journal of X-Ray Science and Technology*, pages 1–14, oct 2019. 10
- [118] Domingo Mery and Carlos Arteta. Automatic Defect Recognition in X-Ray Testing Using Computer Vision. In *Winter Conference on Applications of Computer Vision (WACV)*, pages 1026–1035. IEEE, 2017. 11

- [119] Dhiraj and Deepak Kumar Jain. An Evaluation Of Deep Learning-Based Object Detection Strategies For Threat Object Detection In Baggage Security Imagery. *Pattern Recognition Letters*, 120:112–119, 2019. 11
- [120] Trevor Morris, Tiffany Chien, and Eric Goodman. Convolutional Neural Networks for Automatic Threat Detection in Security X-Ray Images. In *International Conference on Machine Learning and Applications (ICMLA)*, pages 285–292. IEEE, 2018. 11, 13, 17, 19
- [121] Kaiming He, Xiangyu Zhang, Shaoqing Ren, and Jian Sun. Deep Residual Learning for Image Recognition. In *Conference on Computer Vision and Pattern Recognition (CVPR)*, volume 7, pages 770–778. IEEE, 2016. 11, 16
- [122] Joseph Redmon and Ali Farhadi. YOLOv3: An Incremental Improvement. Technical report, 2018. 11, 14
- [123] Kaiming He, Georgia Gkioxari, Piotr Dollar, and Ross Girshick. Mask R-CNN. In *International Conference on Computer Vision (ICCV)*, pages 2961–2969. IEEE, 2017. 11, 16
- [124] K Simonyan and A Zisserman. Very Deep Convolutional Networks for Large-Scale Image Recognition. In *International Conference on Learning Representations (ICLR)*, 2015. 12, 13, 14, 15
- [125] Anna Bosch, Andrew Zisserman, and Xavier Munoz. Representing Shape With A Spatial Pyramid Kernel. In *International Conference On Image And Video Retrieval (CIVR)*, pages 401–408. ACM Press, 2007. 12
- [126] Qifeng Chen, Dingzeyu Li, and Chi-Keung Tang. KNN Matting. *IEEE Transactions on Pattern Analysis and Machine Intelligence*, 35(9):2175–2188, sep 2013. 13
- [127] Martin Arjovsky, Soumith Chintala, and Léon Bottou. Wasserstein GAN. In *International Conference on Machine Learning (ICML)*, pages 214—223. PMLR, 2017. 13
- [128] Phillip Isola, Jun-Yan Zhu, Tinghui Zhou, and Alexei A Efros. Image-to-Image Translation with Conditional Adversarial Networks. In *Conference on Computer Vision and Pattern Recognition (CVPR)*, pages 5967–5976. IEEE, 2017. 13, 18
- [129] Martin Heusel, Hubert Ramsauer, Thomas Unterthiner, Bernhard Nessler, and Sepp Hochreiter. GANs Trained by a Two Time-Scale Update Rule Converge to a Local Nash Equilibrium. In *Conference on Neural Information Processing Systems (NeurIPS)*, pages 6629–6640. Curran Associates, Inc., 2017. 13
- [130] Francois Chollet. Xception: Deep Learning with Depthwise Separable Convolutions. In *Conference on Computer Vision and Pattern Recognition (CVPR)*, pages 1800–1807. IEEE, 2017. 13
- [131] Christian Szegedy, Vincent Vanhoucke, Sergey Ioffe, Jon Shlens, and Zbigniew Wojna. Rethinking the Inception Architecture for Computer Vision. In *Conference on Computer Vision and Pattern Recognition (CVPR)*, pages 2818–2826. IEEE, 2016. 13

- [132] Shaoqing Ren, Kaiming He, Ross Girshick, and Jian Sun. Faster R-CNN: Towards Real-Time Object Detection with Region Proposal Networks. *IEEE Transactions on Pattern Analysis and Machine Intelligence (PAMI)*, 39(6):1137–1149, 2017. 14
- [133] Jifeng Dai, Yi Li, Kaiming He, and Jian Sun. R-FCN: Object Detection via Region-based Fully Convolutional Networks. In *International Conference on Neural Information Processing Systems (NeurIPS)*, pages 379–387, 2016. 14
- [134] Wei Liu, Dragomir Anguelov, Dumitru Erhan, Christian Szegedy, Scott Reed, Cheng-Yang Fu, and Alexander C. Berg. SSD: Single Shot MultiBox Detector. In *European Conference on Computer Vision (ECCV)*, pages 21–37. Springer, Cham, 2016. 14
- [135] Liu Jinyi, Jiayu Leng, and Ying Liu. Deep Convolutional Neural Network Based Object Detector for X-Ray Baggage Security Imagery. In *Proceedings of the International Conference on Tools with Artificial Intelligence (ICTAI)*. IEEE, 2019. 14, 17
- [136] Kevin J Liang, John B. Sigman, Gregory P. Spell, Dan Strellis, William Chang, Felix Liu, Tejas Mehta, and Lawrence Carin. Toward Automatic Threat Recognition for Airport X-ray Baggage Screening with Deep Convolutional Object Detection. *CoRR*, dec 2019. 14, 17
- [137] Yunqi Cui and Basak Oztan. Automated firearms detection in cargo x-ray images using RetinaNet. In Amit Ashok, Michael E. Gehm, and Joel A. Greenberg, editors, *Anomaly Detection and Imaging with X-Rays (ADIX) IV*, page 24. SPIE, may 2019. 14, 17
- [138] Tsung Yi Lin, Priyal Goyal, Ross Girshick, Kaiming He, and Piotr Dollar. Focal loss for dense object detection. *IEEE Transactions on Pattern Analysis and Machine Intelligence*, jul 2018. 14
- [139] Taimur Hassan, Salman H. Khan, Samet Akcay, Mohammed Bennamoun, and Naoufel Werghi. Deep CMST Framework for the Autonomous Recognition of Heavily Occluded and Cluttered Baggage Items from Multivendor Security Radiographs. *CoRR*, dec 2019. 14, 17
- [140] Y.F.A. Gaus, N. Bhowmik, S. Akcay, and T.P. Breckon. Evaluating the Transferability and Adversarial Discrimination of Convolutional Neural Networks for Threat Object Detection and Classification within X-Ray Security Imagery. In *Proceedings of the International Conference on Machine Learning Applications (ICMLA)*. IEEE, 2019. 15, 17, 19
- [141] Y Sterchi, N Hättenschwiler, S Michel, and A Schwaninger. Relevance of visual inspection strategy and knowledge about everyday objects for X-ray baggage screening. In *International Carnahan Conference on Security Technology (ICCST)*, pages 1–6. IEEE, 2017. 15
- [142] Fei Tony Liu, Kai Ming Ting, and Zhi-Hua Zhou. Isolation-Based Anomaly Detection. *ACM Transactions on Knowledge Discovery from Data*, 6(1):1–39, 2012. 15

- [143] Christian Szegedy, Sergey Ioffe, Vincent Vanhoucke, and Alex Alemi. Inception-v4, Inception-ResNet and the Impact of Residual Connections on Learning. In *AAAI Conference on Artificial Intelligence*, 2017. 16
- [144] Neelanjan Bhowmik, Yona Falinie A. Gaus, Samet Akcay, Jack W. Barker, and Toby P. Breckon. On the Impact of Object and Sub-component Level Segmentation Strategies for Supervised Anomaly Detection within X-ray Security Imagery. In *Proceedings of the International Conference on Machine Learning Applications (ICMLA)*. IEEE, nov 2019. 16, 17
- [145] Jiuyuan An, Haigang Zhang, Yue Zhu, and Jinfeng Yang. Semantic Segmentation for Prohibited Items in Baggage Inspection. In *Lecture Notes in Computer Science*, pages 495–505. Springer, 2019. 16
- [146] Ashraful Islam, Yuexi Zhang, Dong Yin, Octavia Camps, and Richard J Radke. Correlating Belongings with Passengers in a Simulated Airport Security Checkpoint. In *International Conference on Distributed Smart Cameras (ICDSC)*, pages 1–7. ACM Press, 2018. 17
- [147] Jiuyuan An, Haigang Zhang, Yue Zhu, and Jinfeng Yang. Semantic Segmentation for Prohibited Items in Baggage Inspection. In *Lecture Notes in Computer Science*, pages 495–505. Springer, 2019. 17
- [148] Jun-Yan Zhu, Taesung Park, Phillip Isola, and Alexei A Efros. Unpaired Image-to-Image Translation. In *International Conference on Computer Vision (ICCV)*, pages 2223—2232. IEEE, 2017. 18, 19
- [149] Tero Karras, Samuli Laine, Miika Aittala, Janne Hellsten, Jaakko Lehtinen, and Timo Aila. Analyzing and Improving the Image Quality of StyleGAN. *CoRR*, dec 2019. 18
- [150] Gongyin Chen, Gordon Bennett, and David Perticone. Dual-energy X-ray Radiography For Automatic High- Z Material Detection. *Nuclear Instruments and Methods in Physics Research B*, 261:356–359, 2007. 19
- [151] Kenneth Fu, Dale Ranta, Pankaj Das, and Clark Guest. Layer Separation For Material Discrimination Cargo Imaging System. In *Image Processing: Machine Vision Applications III*, volume 7538, page 75380Y. SPIE, 2010. 19