

Block-Structured Double-Ended Queues and Bilateral QBD Processes

Heng-Li Liu^a, Quan-Lin Li^{b,*}, Yan-Xia Chang^c, Chi Zhang^b,

^aSchool of Economics and Management Sciences

Yanshan University, Qinhuangdao 066004, China

^bSchool of Economics and Management

Beijing University of Technology, Beijing 100124, China

^cSchool of Science, Yanshan University, Qinhuangdao 066004, China

January 22, 2020

Abstract

This paper studies a block-structured double-ended queue, whose block structure comes from two independent Markovian arrival processes (MAPs), while its stability is guaranteed by customers' impatient behavior. We show that such a queue can be expressed as a new bilateral quasi birth-and-death (QBD) process. For this purpose, we provide a detailed analysis for the bilateral QBD process, including the system stability, the stationary probability vector, the sojourn time, and so forth. Furthermore, we develop three effective algorithms for computing the performance measures (i.e., the probabilities of stationary queue lengths, the average stationary queue lengths, and the average sojourn times) of the block-structured double-ended queue. Finally, numerical examples are employed to verify the correctness of our theoretical results, and illustrate how the performance measures of this queue are influenced by key system parameters. We believe that the methodology and results described in this paper can be applicable to deal with more general matching queues via developing their corresponding bilateral block-structured Markov processes (e.g., bilateral Markov processes of GI/M/1 type and those of M/G/1 type), which are very useful in analyzing many practical issues, such as those encountered in sharing economy, organ transplantation, intelligent manufacturing, intelligent transportation, and so on.

*Corresponding author: Q.L. Li (liquanlin@tsinghua.edu.cn)

Keywords: Double-ended queue; matching queue; impatient customer; Markovian arrival process (MAP); QBD process; RG-factorization.

1 Introduction

Since the double-ended queue was first proposed by Kendall (1951), it has received high attention from many practical applications. Important examples include *organ transplantation* by Zenios (1999), Boxma et al. (2011), Stanford et al. (2014), and Elalouf et al. (2018); *taxi issues* by Giveen (1961, 1963), Kashyap (1965, 1966, 1967), Bhat (1970), Shi and Lian (2016), and Zhang et al. (2019); *sharing economy* by Cheng (2016), Sutherland and Jarrahi (2018), and Benjaafar and Hu (2019); *transportation* by Browne et al. (1970) and Baik et al. (2002); *assembly systems* by Hopp and Simon (1989), Som et al. (1994), and Ramachandran and Delen (2005); *inventory management* by Sasieni (1961), Porteus (1990), and Axsäer (2015); *health care* by Pandey and Gangeshwer (2018); *multimedia synchronization* by Steinmetz (1990) and Parthasarathy et al. (1999), and so on.

Recently, an emerging hot research topic focuses on ridesharing platform, which is used to match customers with servers in a bilateral market, for example, transportation, housing, eating, dressing, and so forth. Plenty of research has been conducted in this area, including Azevedo and Weyl (2016), Duenyas et al. (1997), Hu and Zhou (2015), Banerjee and Johari (2019) and Braverman et al. (2019), and so forth. Meanwhile, many ridesharing companies in these areas spring up as a result of rapid development of mobile networks, smart phones and location technologies, such as Uber in transportation, Airbnb in housing, Eatwith in eating, and Rent the Runway in dressing. Observing the ridesharing platform reveals that the match process works as follows: If a customer is in demand of service and makes a request by using his/her smart phone, then the ridesharing platform will try to match the customer with a server. Once such a match is successful, the functioning of the ridesharing platform for this customer is finished immediately. Therefore, the double-ended queue is an effective mathematical method for studying ridesharing platforms, as it is a bilateral matching system or market. Normally, the matching process follows the First-Come-First-Match principle.

Although the double-ended queue seems simple as it contains only a few random factors, its analysis is actually very challenging due to the fact that the Markov process corresponding to the double-ended queue has a bidirectional state space $\{\dots, -2, -1, 0, 1, 2, \dots\}$.

Therefore, up until now, there is still lack of effective methods for conducting performance analysis of double-ended queues. In the early study of double-ended queues, by applying the Markov processes, Sasieni (1961), Giveen (1961), and Dobbie (1961) established the Chapman-Kolmogorov forward differential-difference equations with a bidirectional state space. Also, they introduced customers' impatient behavior to guarantee system stability. It is well-know that the customers' impatient behavior further makes analysis of the double-ended queues more difficult and challenging in performance evaluation of the systems due to the structural generalization of corresponding Markov processes.

When the two waiting rooms of double-ended queue are both finite, Jain (1962) and Kashyap (1965, 1966, 1967) applied the supplementary variable method to deal with the double-ended queue with a Poisson arrival process and a renewal arrival process. Takahashi et al. (2000) considered a double-ended queue with a Poisson arrival process and a PH-renewal arrival process. In addition, Sharma and Nair (1991) used the matrix theory to analyze the transient behaviour of a double-ended Markovian queue.

When the two waiting rooms are both infinite, Latouche (1981) applied the matrix-geometric solution to analyze several different bilateral matching queues with paired input. Conolly et al. (2002) applied the Laplace transform to discuss the time-dependent performance measures of the double-ended queue with state-dependent impatience. Di Crescenzo et al. (2012, 2018) discussed the transient and stationary probability laws of a time-nonhomogeneous double-ended queue with catastrophes and repairs. Diamant and Baron (2019) analyzed a double-sided matching queue with priority and impatient customers, and derived exact formulae for the stationary queue length distribution and several useful performance measures.

When one waiting room is finite while the other one is infinite, Xu et al. (1990) discussed a double-ended queue with two Poisson inputs, a PH service time distribution and a matching proportion $1 : r$. They applied the matrix-geometric solution (see Neuts (1981)) to obtain the stable condition of the system, and to analyze the stationary queue lengths of both classes of customers. Yuan (1992) applied Markov chains of M/G/1 type (see Neuts (1989)) to consider a double-ended queue with two Poisson inputs, a general service time distribution and a matching proportion $1 : r$. Li and Cao (1996) further applied Markov chains of M/G/1 type to deal with a double-ended queue with two batch Markovian arrival processes (BMAPs), a general service time distribution and a matching proportion $1 : r$.

In a double-ended queue, if the two classes of customer arrivals are both general renewal processes, then the ordinary Markov methods (for example, continuous-time Markov chains, the supplementary variable method, the matrix-analytic method and so on) will not work well any more. In this case, the fluid and diffusion approximations become an effective (but approximative) mathematical method to deal with the more general double-ended queues. Jain (2000) applied diffusion approximation to discuss the $G^X/G^Y/1$ double-ended queue. Di Crescenzo et al. (2012, 2018) discussed a double-ended queue by means of a jump-diffusion approximation. Liu et al. (2014) discussed diffusion models for the double-ended queues with renewal arrival processes. Büke and Chen (2017) applied fluid and diffusion approximations to study the probabilistic matching systems. Liu (2019) analyzed diffusion approximations for the double-ended queues with reneging in heavy traffic.

Kim et al. (2010) provided a simulation model for a more general double-ended queue. Jain (1995) proposed a sample path analysis for the double-ended queue with time-dependent rates. Afèche et al. (2014) applied the level-cross method to analyze the double-sided batch queue with abandonment.

Hlynka and Sheahan (1987) analyzed the control rates in a double-ended queue with two Poisson inputs. Gurvich and Ward (2014) discussed dynamic control of the matching queues. Büke and Chen (2015) analyzed stabilizing admission control policies for the probabilistic matching systems. Lee et al. (2019) discussed optimal control of a time-varying double-ended production queueing model.

One of the main purposes of this paper is to provide a computational method for analysis of the double-ended queue with two MAP inputs, which is more general than those queues considered in existing studies. We also develop some effective RG-factorization algorithms which are able to numerically analyze performance measures of the double-ended queue. On the one hand, the MAP is a useful mathematical tool, for example, for describing bursty traffic and dependent arrivals in many real systems, such as computer and communication networks, manufacturing systems, transportation networks and so on. Readers may refer to, such as Neuts (1979), Chapter 5 in Neuts (1989), Lucantoni (1991), Narayana and Neuts (1992), Chakravarthy (2001), Chapter 1 in Li (2010), Cordeiro and Kharoufeh (2010) and references therein. On the other hand, the RG-factorizations were discussed in Li (2010), Li and Cao (2004), Li and Liu (2004) and Li and Zhao (2004).

We summarize the main contributions of this paper as follows:

- (1) We describe and analyze a more general double-ended queue through introducing the two MAP inputs, compared with existing studies. Note that the MAP is a key generalization of the Poisson process as well as the PH-renewal process, and also it can further describe bursty traffic and dependent arrivals. Under the two MAP inputs, the double-ended queue is expressed as a new bilateral level-dependent QBD process, which is given a detailed analysis by means of the RG-factorizations (see Li (2010)). It is worthwhile to note that the framework of RG-factorizations is necessary and useful because they can be applied to deal with more general bilateral block-structured Markov processes in analyzing, for example, a double-ended queue with one MAP input and another renewal-process input, and a double-ended queue with two BMAP inputs.
- (2) We provide three effective algorithms for computing performance measures of the double-ended queue, in which the bilateral level-dependent QBD process is decomposed into two unilateral level-dependent QBD processes that are specifically linked in Level 0. From the unilateral level-dependent QBD processes, we can effectively compute the R -, U - and G -measures by means of those approximate algorithms given in Bright and Taylor (1995, 1997). Based on this, we can numerically compute the stationary probability vector and the sojourn time of the bilateral QBD process, and further provide sharp results for performance analysis of the double-ended queue.
- (3) We use some numerical examples to verify the correctness of our theoretical results, and indicate how the performance measures of the double-ended queue are influenced by key system parameters. In addition, the numerical results are also given a simple but interesting discussion by means of the coupling method of Markov processes.

The structure of this paper is organized as follows. Section 2 describes a double-ended queue with two MAP inputs and customers' impatient behaviors. Section 3 shows that the double-ended queue can be expressed as a new bilateral QBD process. By using the bilateral QBD process, we obtain some stable conditions for the double-ended queues. Section 4 studies the stationary probability vector of the bilateral QBD process, so that we can compute the probabilities of stationary queue lengths and the average stationary queue lengths. Section 5 discusses the sojourn time of any arriving A-customer, and provides a computational method by means of the PH distribution of infinite sizes, which is applied

to dealing with the average sojourn time. Section 6 uses some numerical examples to indicate how the performance measures of the double-ended queue are influenced by key system parameters, where three effective algorithms are developed. Finally, Section 7 gives some concluding remarks.

2 Model Description

In this section, we describe a more general double-ended queue with two MAP inputs and customers' impatient behaviors, and also introduce operational mechanism, system parameters and basic notation

In the proposed queue, there are two types of customers, called A-customers and B-customers. Once an A-customer and a B-customer enter their corresponding buffers, they match each other to constitute a pair and leave the queueing system immediately. Figure 1 provides a physical illustration for such a double-ended queue.

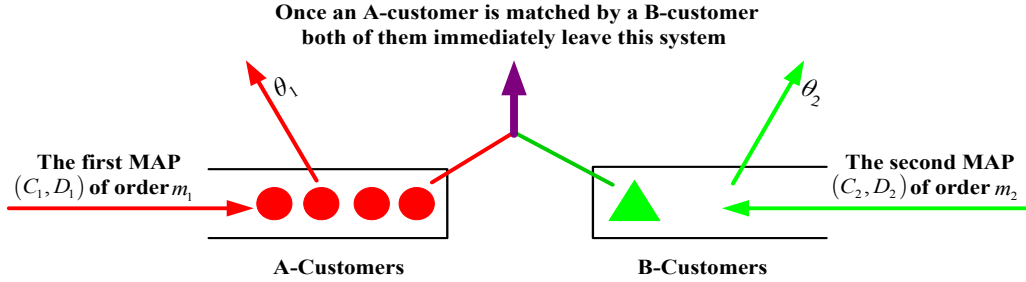


Figure 1: A physical illustration of the double-ended queue

Now, we provide a more detailed description for the double-ended queue as follows:

- (1) The A-customers arrive at the queueing system according to a MAP with irreducible matrix representation (C_1, D_1) of order m_1 , where $D_1 \geq 0$, each diagonal element of C_1 is negative while its nondiagonal elements are nonnegative, $(C_1 + D_1)\mathbf{e} = 0$, and \mathbf{e} is a column vector of ones with a suitable size. We assume that the Markov process $C_1 + D_1$ is irreducible and positive recurrent. Let α_1 be the stationary probability vector of the Markov process $C_1 + D_1$. Then $\lambda_1 = \alpha_1 D_1 \mathbf{e}$ is the stationary arrival rate of the MAP with irreducible matrix representation (C_1, D_1) .

Similarly, the B-customers arrive at the queueing system according to a MAP with irreducible matrix representation (C_2, D_2) of order m_2 . We also assume that the

Markov process $C_2 + D_2$ is irreducible and positive recurrent. Let α_2 be the stationary probability vector of the Markov process $C_2 + D_2$. Then $\lambda_2 = \alpha_2 D_2 \mathbf{e}$ is the stationary arrival rate of the MAP with irreducible matrix representation (C_2, D_2) .

- (2) If an A-customer (resp. a B-customer) stays in the queueing system for a long time, then she will show some impatience. To capture this phenomenon, we assume that the impatient time, which is defined as the longest time that a customer stays in the buffer before leaving, of an A-customer (resp. a B-customer) is exponentially distributed with rate θ_1 (resp. θ_2), which is hereafter called impatient rate, $\theta_1, \theta_2 > 0$.
- (3) Once an A-customer and a B-customer match as a pair, both of them immediately leave the queueing system. The matching process follows a First-Come-First-Match discipline. We assume the waiting spaces of A-customers and of B-customers are all infinite.
- (4) We assume that all the random variables defined above are independent of each other.

Finally, we provide some practical interpretations for the double-ended queue as follows:

- (a) The impatient behavior given in Assumption (2) is used to ensure the stability of the double-ended queue, which can be widely found in the real-world situations, such as transportation, housing, eating and so forth.
- (b) The matching discipline given in Assumption (3) indicates that the A- and B-customers cannot simultaneously exist in their corresponding waiting spaces, while such a phenomenon can also be widely found in the real-world situations.

3 A Bilateral QBD Process

In this section, we show that the double-ended queue can be expressed as a new bilateral QBD process with bidirectional infinite sizes. By using the bilateral QBD process, we obtain some stable conditions of the double-ended queue.

We denote by $N_1(t)$ and $N_2(t)$ the numbers of A- and B-customers in the double-ended queue at time $t \geq 0$, respectively. Let $J_1(t)$ and $J_2(t)$ be the phases of two MAPs

for the A- and B-customers at time t , respectively. Then the double-ended queue can be modeled as a four-dimensional Markov process $\{(N_1(t), J_1(t); N_2(t), J_2(t)), t \geq 0\}$.

For $t \geq 0$, we write all the possible values of $(N_1(t), N_2(t))$ as

$$\{\dots, (0, 3), (0, 2), (0, 1), (0, 0), (1, 0), (2, 0), (3, 0), \dots\}.$$

Based on the First-Come-First-Match discipline, it is easy to see that at least one of $N_1(t)$ and $N_2(t)$ is zero at any time $t \geq 0$. Let $N(t) = N_1(t) - N_2(t)$. Then all the possible values of $N(t)$ for $t \geq 0$ are described as

$$\{\dots, -3, -2, -1, 0, 1, 2, 3, \dots\}.$$

Thus, the state transition relations of the Markov process $\{(N(t), J_2(t), J_1(t)), t \geq 0\}$ is depicted in Figure 2. It is easy to see from Figure 2 that the Markov process $\{(N(t), J_2(t), J_1(t)), t \geq 0\}$ is a new bilateral QBD process on a state space, given by

$$\Omega = \{\dots, -2, -1, 0, 1, 2, \dots\} \times \{1, 2, 3, \dots, m_2\} \times \{1, 2, 3, \dots, m_1\}.$$

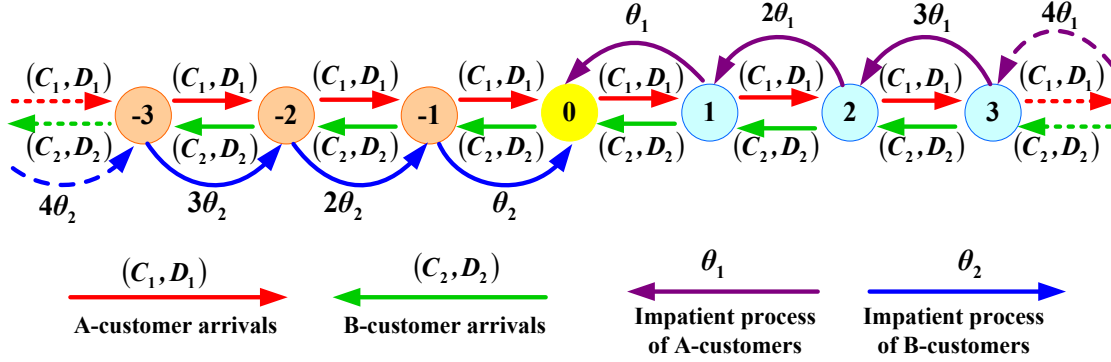


Figure 2: The state transition relations of the bilateral QBD process

Based on Figure 2, the infinitesimal generator of the bilateral QBD process $\{(N(t), J_2(t), J_1(t)), t \geq 0\}$

$J_1(t)), t \geq 0\}$ is given by

$$Q = \begin{pmatrix} \ddots & \ddots & \ddots & & & & & & & & \\ & B_0^{(-3)} & B_1^{(-3)} & B_2^{(-3)} & & & & & & & \\ & & B_0^{(-2)} & B_1^{(-2)} & B_2^{(-2)} & & & & & & \\ & & & B_0^{(-1)} & B_1^{(-1)} & B_2^{(-1)} & & & & & \\ & & & & B_0^{(0)} & B_1^{(0)} + A_1^{(0)} & A_0^{(0)} & & & & \\ & & & & & A_2^{(1)} & A_1^{(1)} & A_0^{(1)} & & & \\ & & & & & & A_2^{(2)} & A_1^{(2)} & A_0^{(2)} & & \\ & & & & & & & A_2^{(3)} & A_1^{(3)} & A_0^{(3)} & \\ & & & & & & & & \ddots & \ddots & \ddots \end{pmatrix} \quad (1)$$

where

$$A_1^{(0)} = I \otimes C_1, \quad B_1^{(0)} = C_2 \otimes I,$$

$$A_0^{(k)} = I \otimes D_1, \quad k \geq 0,$$

$$A_1^{(k)} = C_2 \oplus C_1 - k\theta_1 I, \quad A_2^{(k)} = D_2 \otimes I + k\theta_1 I, \quad k \geq 1,$$

$$B_0^{(k)} = D_2 \otimes I, \quad k \leq 0,$$

$$B_1^{(k)} = C_2 \oplus C_1 + k\theta_2 I, \quad B_2^{(k)} = I \otimes D_1 - k\theta_2 I, \quad k \leq -1.$$

where \oplus is for the Kronecker sum of matrices, and \otimes is for the Kronecker product of matrices.

Now, the key is how to discuss the new bilateral QBD process Q , which is an interesting issue in the study of stochastic models. Note that such a bilateral QBD process was first introduced in Latouche (1981) and further analyzed in Li and Cao (2004).

To analyze the double-ended queue, it is observed that Level 0, together with the suitable block decomposition $B_1^{(0)} + A_1^{(0)}$, plays a key role. By using the block decomposition $B_1^{(0)} + A_1^{(0)}$, we divide the bilateral QBD process Q into two unilateral QBD processes: Q_A and Q_B , both of which are interlinked from two different state space directions (upward and downward, respectively) by means of Level 0 with the blocks $A_1^{(0)}$ and $A_0^{(0)}$, and the blocks $B_1^{(0)}$ and $B_0^{(0)}$, respectively. Thus the infinitesimal generators of the two unilateral

QBD processes are respectively given by

$$Q_A = \begin{pmatrix} A_1^{(0)} & A_0^{(0)} & & & & \\ A_2^{(1)} & A_1^{(1)} & A_0^{(1)} & & & \\ & A_2^{(2)} & A_1^{(2)} & A_0^{(2)} & & \\ & & A_2^{(3)} & A_1^{(3)} & A_0^{(3)} & \\ & & & A_2^{(4)} & A_1^{(4)} & A_0^{(4)} \\ & & & & \ddots & \ddots & \ddots \end{pmatrix}$$

and

$$Q_B = \begin{pmatrix} B_1^{(0)} & B_0^{(0)} & & & & \\ B_2^{(-1)} & B_1^{(-1)} & B_0^{(-1)} & & & \\ & B_2^{(-2)} & B_1^{(-2)} & B_0^{(-2)} & & \\ & & B_2^{(-3)} & B_1^{(-3)} & B_0^{(-3)} & \\ & & & B_2^{(-4)} & B_1^{(-4)} & B_0^{(-4)} \\ & & & & \ddots & \ddots & \ddots \end{pmatrix}.$$

In the remainder of this section, we analyze the stability of the double-ended queue by means of that of the two unilateral QBD processes Q_A and Q_B , because the bilateral QBD process Q can be divided into those with Q_A and Q_B .

The following lemma provides useful relations of stability among the bilateral QBD process Q and the two unilateral QBD processes Q_A and Q_B . Its proof is quite straightforward and is omitted here for brevity.

Lemma 1. *For the stability of the bilateral QBD process Q , we have*

- (a) *The bilateral QBD process Q is positive recurrent if the two QBD processes Q_A and Q_B are both positive recurrent.*
- (b) *The bilateral QBD process Q is null recurrent if the QBD process Q_A is recurrent and the QBD process Q_B is null recurrent; or the QBD process Q_A is null recurrent and the QBD process Q_B is recurrent.*
- (c) *The bilateral QBD process Q is transient if at least one of the two QBD processes Q_A and Q_B is transient.*

It is worth noting that the impatience of the two classes of customers plays a key role in guaranteeing the stability of the double-ended queue (or bilateral QBD process), in

which we consider three different cases: $(\theta_1, \theta_2) > 0$; $(\theta_1, \theta_2) = 0$; and either $\theta_1 > 0, \theta_2 = 0$ or $\theta_1 = 0, \theta_2 > 0$. From the three cases, we use Lemma 1 to conduct some simple analysis.

The following theorem provides a necessary and sufficient condition for the stability of the double-ended queue with $(\theta_1, \theta_2) > 0$.

Theorem 1. *If $(\theta_1, \theta_2) > 0$, then the bilateral QBD process Q must be irreducible and positive recurrent. Thus the double-ended queue is stable.*

Proof. It is easy to see the irreducibility of the bilateral QBD process Q through observing Figure 2, and using the two MAP inputs as well as the two exponential impatient times with $(\theta_1, \theta_2) > 0$.

Note that the bilateral QBD process Q is positive recurrent if and only if the two unilateral QBD processes Q_A and Q_B are positive recurrent, thus it is key to find some necessary and sufficient conditions for the stability of the two unilateral QBD processes Q_A and Q_B by means of Neuts' method (i.e., the mean drift technique).

For the QBD process Q_A , let $\mathbb{A}_k = A_0^{(k)} + A_1^{(k)} + A_2^{(k)}$. Then for $k \geq 1$ we obtain

$$\begin{aligned}\mathbb{A}_k &= I \otimes D_1 + C_2 \oplus C_1 - k\theta_1 I + D_2 \otimes I + k\theta_1 I \\ &= I \otimes D_1 + C_2 \oplus C_1 + D_2 \otimes I \\ &= I \otimes D_1 + I \otimes C_1 + C_2 \otimes I + D_2 \otimes I \\ &= I \otimes (C_1 + D_1) + (C_2 + D_2) \otimes I \\ &= (C_2 + D_2) \oplus (C_1 + D_1),\end{aligned}$$

which is independent of the positive integer $k \geq 1$. Obviously, \mathbb{A}_k is the infinitesimal generator of the continuous-time Markov process with $m_1 m_2$ states.

Note that α_1 and α_2 are the stationary probability vectors of the Markov processes $C_1 + D_1$ and $C_2 + D_2$, respectively. Thus, $\alpha_1 (C_1 + D_1) = \mathbf{0}$, $\alpha_1 \mathbf{e} = 1$; and $\alpha_2 (C_2 + D_2) = \mathbf{0}$, and $\alpha_2 \mathbf{e} = 1$. For each $k \geq 1$, we get

$$\begin{aligned}(\alpha_2 \otimes \alpha_1) \mathbb{A}_k &= (\alpha_2 \otimes \alpha_1) [(C_2 + D_2) \oplus (C_1 + D_1)] \\ &= (\alpha_2 \otimes \alpha_1) [(C_2 + D_2) \otimes I] + (\alpha_2 \otimes \alpha_1) [I \otimes (C_1 + D_1)] \\ &= [\alpha_2 (C_2 + D_2)] \otimes (\alpha_1 I) + (\alpha_2 I) \otimes [\alpha_1 (C_1 + D_1)] \\ &= \mathbf{0}\end{aligned}$$

and

$$(\alpha_2 \otimes \alpha_1) (\mathbf{e} \otimes \mathbf{e}) = (\alpha_2 \mathbf{e}) \otimes (\alpha_1 \mathbf{e}) = 1.$$

Therefore, $\alpha_2 \otimes \alpha_1$ is the stationary probability vector of the Markov process \mathbb{A}_k for each $k \geq 1$.

Now, we compute the (upward and downward) mean drift rates of the QBD process Q_A . From Level k to Level $k + 1$, we obtain

$$\begin{aligned} (\alpha_2 \otimes \alpha_1) A_0^{(k)} \mathbf{e} &= (\alpha_2 \otimes \alpha_1) (I \otimes D_1) (\mathbf{e} \otimes \mathbf{e}) \\ &= (\alpha_2 I \mathbf{e}) \otimes (\alpha_1 D_1 \mathbf{e}) = \lambda_1. \end{aligned}$$

Similarly, from Level k to Level $k - 1$, we get

$$\begin{aligned} (\alpha_2 \otimes \alpha_1) A_2^{(k)} \mathbf{e} &= (\alpha_2 \otimes \alpha_1) [D_2 \otimes I + k\theta_1 I] \mathbf{e} \\ &= (\alpha_2 \otimes \alpha_1) (D_2 \otimes I) \mathbf{e} + (\alpha_2 \otimes \alpha_1) k\theta_1 I \mathbf{e} \\ &= \lambda_2 + k\theta_1. \end{aligned}$$

Since k is a positive integer and $\theta_1 > 0$, it is easy to check that if $k > \max \{1, (\lambda_1 - \lambda_2) / \theta_1\}$, then $(\alpha_2 \otimes \alpha_1) A_0^{(k)} \mathbf{e} < (\alpha_2 \otimes \alpha_1) A_2^{(k)} \mathbf{e}$. Therefore, the QBD process Q_A must be positive recurrent due to the fact that the positive integer k goes to infinity.

On the other hand, we can similarly discuss the stability of the QBD process Q_B . Let $\mathbb{B}_k = B_0^{(k)} + B_1^{(k)} + B_2^{(k)}$. Then we obtain

$$\begin{aligned} \mathbb{B}_k &= D_2 \otimes I + C_2 \oplus C_1 + k\theta_2 I + I \otimes D_1 - k\theta_2 I \\ &= (C_2 + D_2) \oplus (C_1 + D_1), \end{aligned}$$

which is independent of the negative integer $k \leq -1$, and \mathbb{B}_k is the infinitesimal generator of a continuous-time Markov process with $m_1 m_2$ states.

For $k \leq -1$, we obtain

$$\begin{aligned} (\alpha_2 \otimes \alpha_1) \mathbb{B}_k &= (\alpha_2 \otimes \alpha_1) [(C_2 + D_2) \oplus (C_1 + D_1)] \\ &= (\alpha_2 \otimes \alpha_1) [(C_2 + D_2) \otimes I] + (\alpha_2 \otimes \alpha_1) [I \otimes (C_1 + D_1)] \\ &= [\alpha_2 (C_2 + D_2)] \otimes (\alpha_1 I) + (\alpha_2 I) \otimes [\alpha_1 (C_1 + D_1)] \\ &= \mathbf{0} \end{aligned}$$

and

$$(\alpha_2 \otimes \alpha_1) (\mathbf{e} \otimes \mathbf{e}) = (\alpha_2 \mathbf{e}) \otimes (\alpha_1 \mathbf{e}) = 1.$$

Therefore, $\alpha_2 \otimes \alpha_1$ is the stationary probability vector of the Markov process \mathbb{B}_k for each $k \leq -1$.

Now, we compute the (upward and downward) mean drift rates of the QBD process Q_B . From Level k to Level $k + 1$, we yield

$$\begin{aligned} (\alpha_2 \otimes \alpha_1) B_2^{(k)} \mathbf{e} &= (\alpha_2 \otimes \alpha_1) [(I \otimes D_1) - k\theta_2 I] \mathbf{e} \\ &= (\alpha_2 I \mathbf{e}) \otimes (\alpha_1 D_1 \mathbf{e}) - (\alpha_2 \otimes \alpha_1) k\theta_2 I \mathbf{e} \\ &= \lambda_1 + (-k)\theta_2. \end{aligned}$$

Similarly, from Level k to Level $k - 1$, we have

$$\begin{aligned} (\alpha_2 \otimes \alpha_1) B_0^{(k)} \mathbf{e} &= (\alpha_2 \otimes \alpha_1) (D_2 \otimes I) (\mathbf{e} \otimes \mathbf{e}) \\ &= (\alpha_2 D_2 \mathbf{e}) \otimes (\alpha_1 I \mathbf{e}) = \lambda_2. \end{aligned}$$

Since k is a negative integer and $\theta_2 > 0$, it is easy to check that if $k < \max \{-1, -(\lambda_2 - \lambda_1)/\theta_2\}$, then $(\alpha_2 \otimes \alpha_1) B_0^{(k)} \mathbf{e} < (\alpha_2 \otimes \alpha_1) B_2^{(k)} \mathbf{e}$. Therefore, the QBD process Q_B must be positive recurrent due to the fact that the negative integer k goes to infinity.

Based on the above analysis, the two QBD processes Q_A and Q_B are all positive recurrent, so that the bilateral QBD process Q is irreducible and positive recurrent. Therefore, the double-ended queue is stable. This completes the proof. \blacksquare

Now, for $\theta_1 = \theta_2 = 0$ we discuss the stable conditions of the bilateral QBD process related to the double-ended queue.

Corollary 2. *Suppose $\theta_1 = \theta_2 = 0$.*

(1) *If $\lambda_1 \neq \lambda_2$, then the bilateral QBD process Q is transient, and the double-ended queue is also transient.*

(2) *If $\lambda_1 = \lambda_2$, then the bilateral QBD process Q is null recurrent, and the double-ended queue is also null recurrent.*

Proof. (1) Since $\lambda_1 \neq \lambda_2$, we shown only the case with $\lambda_1 > \lambda_2$; while the case with $\lambda_1 < \lambda_2$ can be dealt with similarly.

Note that, when $\theta_1 = \theta_2 = 0$ and $\lambda_1 > \lambda_2$, it is easy to see that the QBD process Q_A is transient and the QBD process Q_B is positive recurrent. Thus the bilateral QBD process Q is transient, so that the double-ended queue is also transient.

(2) Note that, when $\theta_1 = \theta_2 = 0$ and $\lambda_1 = \lambda_2$, it is easy to see that the QBD processes Q_A and Q_B are both null recurrent. Thus the bilateral QBD process Q is null recurrent, so that the double-ended queue is also null recurrent. This completes the proof. \blacksquare

Finally, we consider the case with either $\theta_1 > 0$ and $\theta_2 = 0$ or $\theta_1 = 0$ and $\theta_2 > 0$.

The following Corollary only considers the case with $\theta_1 > 0$ and $\theta_2 = 0$, while the case with $\theta_1 = 0$ and $\theta_2 > 0$ can be analyzed similarly and is omitted for brevity.

Corollary 3. *Suppose $\theta_1 > 0$ and $\theta_2 = 0$.*

(1) *If $\lambda_1 = \lambda_2$, then the bilateral QBD process Q is null recurrent, and the double-ended queue is also null recurrent.*

(2) *If $\lambda_1 > \lambda_2$, then the bilateral QBD process Q is positive recurrent, and the double-ended queue is also positive recurrent.*

(3) *If $\lambda_1 < \lambda_2$, then the bilateral QBD process Q is transient, and the double-ended queue is also transient.*

Proof. (1) If $\lambda_1 = \lambda_2$, $\theta_1 > 0$ and $\theta_2 = 0$, then the QBD process Q_A is positive recurrent while the QBD process Q_B is null recurrent. Thus, the bilateral QBD process Q is null recurrent, so that the double-ended queue is also null recurrent.

(2) If $\lambda_1 > \lambda_2$, $\theta_1 > 0$ and $\theta_2 = 0$, then the QBD processes Q_A and Q_B are both positive recurrent. Thus, the bilateral QBD process Q is positive recurrent, so that the double-ended queue is also positive recurrent.

(3) If $\lambda_1 < \lambda_2$, $\theta_1 > 0$ and $\theta_2 = 0$, then the QBD process Q_A is positive recurrent while the QBD process Q_B is transient. Thus, the bilateral QBD process Q is transient, so that the double-ended queue is also transient. This completes the proof. ■

4 The Stationary Queue Length

In this section, we first provide a matrix-product expression for the stationary probability vector of the bilateral QBD process by means of the RG-factorization. Then we provide some stationary performance measures of the double-ended queue.

We write

$$p_{k;i,j}(t) = P\{N(t) = k; J_2(t) = i, J_1(t) = j\}.$$

Since the bilateral QBD process is stable, we have

$$\pi_{k;i,j} = \lim_{t \rightarrow +\infty} p_{k;i,j}(t).$$

For any integer $k = \dots, -2, -1, 0, 1, 2, \dots$, we write

$$\pi_k = (\pi_{k;1,1}, \pi_{k;1,2}, \dots, \pi_{k;1,m_1}; \pi_{k;2,1}, \pi_{k;2,2}, \dots, \pi_{k;2,m_1}; \dots; \pi_{k;m_2,1}, \pi_{k;m_2,2}, \dots, \pi_{k;m_2,m_1})$$

and

$$\pi = (\dots, \pi_{-2}, \pi_{-1}, \pi_0, \pi_1, \pi_2, \dots).$$

To compute the stationary probability vector of the bilateral QBD process Q , we first need to compute the stationary probability vectors of the two unilateral QBD processes Q_A and Q_B . Then we use Levels 1, 0 and -1 to determine the stationary probability vectors on the interaction boundary (i.e., Levels 1, 0 and -1) of the bilateral QBD process Q .

Note that the two unilateral QBD processes Q_A and Q_B are level-dependent, thus we need to apply the RG-factorization given in Li (2010) to calculate their stationary probability vectors. To this end, we need to introduce the U -, R - and G -measures for the two unilateral QBD processes Q_A and Q_B , respectively. In fact, such a level-dependent QBD process was given a detailed analysis in Li and Cao (2004).

For the unilateral QBD process Q_A , we define the UL -type U -, R - and G -measures as

$$U_k = A_1^{(k)} + A_0^{(k)} (-U_{k+1}^{-1}) A_2^{(k+1)}, \quad k \geq 0, \quad (2)$$

$$R_k = A_0^{(k)} (-U_{k+1}^{-1}), \quad k \geq 0,$$

and

$$G_k = (-U_k^{-1}) A_2^{(k)}, \quad k \geq 1.$$

On the other hand, it is well-known that the matrix sequence $\{R_k, k \geq 0\}$ is the minimal nonnegative solution to the system of nonlinear matrix equations

$$A_0^{(k)} + R_k A_1^{(k+1)} + R_k R_{k+1} A_2^{(k+2)} = 0, \quad k \geq 0, \quad (3)$$

and the matrix sequence $\{G_k, k \geq 1\}$ is the minimal nonnegative solution to the system of nonlinear matrix equations

$$A_0^{(k)} G_{k+1} G_k + A_1^{(k)} G_k + A_2^{(k)} = 0, \quad k \geq 1. \quad (4)$$

Once the matrix sequence $\{R_k, k \geq 0\}$ or $\{G_k, k \geq 1\}$ is given, for $k \geq 0$ we have

$$\begin{aligned} U_k &= A_1^{(k)} + A_0^{(k)} (-U_{k+1}^{-1}) A_2^{(k+1)} \\ &= A_1^{(k)} + R_k A_2^{(k+1)} \\ &= A_1^{(k)} + A_0^{(k)} G_{k+1}. \end{aligned}$$

For the unilateral QBD process Q_A , by following the method described in Chapter 1 of Li (2010) or Li and Cao (2004), the UL -type RG-factorization is given by

$$Q_A = (I - R_U)U_D(I - G_L), \quad (5)$$

where

$$U_D = \text{diag}(U_0, U_1, U_2, U_3, \dots),$$

$$R_U = \begin{pmatrix} 0 & R_0 & & & \\ & 0 & R_1 & & \\ & & 0 & R_2 & \\ & & & 0 & \ddots \\ & & & & \ddots \end{pmatrix}, \quad G_L = \begin{pmatrix} 0 & & & & \\ G_1 & 0 & & & \\ & G_2 & 0 & & \\ & & G_3 & 0 & \\ & & & \ddots & \ddots \end{pmatrix}.$$

Let $\pi_A = (\pi_0^A, \pi_1^A, \pi_2^A, \dots)$ be the stationary probability vector of the unilateral QBD process Q_A . Then by applying RG-factorization and using the R -measure $\{R_k : k \geq 1\}$, we have

$$\pi_k^A = \pi_1^A R_1 R_2 \cdots R_{k-1}, \quad k \geq 2. \quad (6)$$

By conducting a similar analysis to that shown above, we then discuss the stationary probability vector, $\pi_B = (\pi_0^B, \pi_1^B, \pi_2^B, \dots)$, of the unilateral QBD process Q_B . Here, we only provide the R -measure $\{\mathbb{R}_k : k \leq 0\}$, while the U -measure $\{\mathbb{U}_k : k \leq 0\}$ and G -measure $\{\mathbb{G}_k : k \leq -1\}$ can be given easily and is omitted for brevity.

Let the matrix sequence $\{\mathbb{R}_k, k \leq 0\}$ be the minimal nonnegative solution to the system of nonlinear matrix equations

$$B_0^{(k)} + \mathbb{R}_k B_1^{(k-1)} + \mathbb{R}_k \mathbb{R}_{k-1} B_2^{(k-2)} = 0, \quad k \leq 0, \quad (7)$$

By using the R -measure $\{\mathbb{R}_k : k \leq -1\}$, we obtain

$$\pi_k^B = \pi_{-1}^B \mathbb{R}_{-1} \mathbb{R}_{-2} \cdots \mathbb{R}_{k+1}, \quad k \leq -2. \quad (8)$$

Remark 1. *In the above analysis, one of the main purposes of applying the RG-factorizations is to show that our computational procedures can be easily extended and generalized to deal with more general bilateral block-structured Markov processes, such as bilateral Markov processes of M/G/1 type, bilateral Markov processes of GI/M/1 type and so on. See Chapter 1 in Li (2010) for more details.*

The following theorem expresses the stationary probability vector $\pi = (\dots, \pi_{-2}, \pi_{-1}, \pi_0, \pi_1, \pi_2, \dots)$ of the bilateral QBD process Q in terms of the stationary probability vectors $\pi_A = (\pi_2^A, \pi_3^A, \pi_4^A, \dots)$ given in (6) and $\pi_B = (\pi_{-2}^B, \pi_{-3}^B, \pi_{-4}^B, \dots)$ given in (8).

Theorem 4. *The stationary probability vector π of the bilateral QBD process Q is given by*

$$\pi_k = c\tilde{\pi}_k, \quad (9)$$

and

$$\tilde{\pi}_k = \begin{cases} \tilde{\pi}_{-1}\mathbb{R}_{-1}\mathbb{R}_{-2}\cdots\mathbb{R}_{k+1}, & k \leq -2, \\ \tilde{\pi}_{-1}, & \\ \tilde{\pi}_0, & \\ \tilde{\pi}_1, & \\ \tilde{\pi}_1 R_1 R_2 \cdots R_{k-1}, & k \geq 2, \end{cases} \quad (10)$$

where the three vectors $\tilde{\pi}_{-1}, \tilde{\pi}_0, \tilde{\pi}_1$ are uniquely determined by the following system of linear equations

$$\begin{cases} \tilde{\pi}_{-1}\mathbb{R}_{-1}B_2^{(-2)} + \tilde{\pi}_{-1}B_1^{(-1)} + \tilde{\pi}_0B_0^{(0)} = 0, \\ \tilde{\pi}_{-1}B_2^{(-1)} + \tilde{\pi}_0(B_1^{(0)} + A_1^{(0)}) + \tilde{\pi}_1A_2^{(1)} = 0, \\ \tilde{\pi}_0A_0^{(0)} + \tilde{\pi}_1A_1^{(1)} + \tilde{\pi}_1R_1A_2^{(2)} = 0, \end{cases} \quad (11)$$

and the positive constant c is uniquely given by

$$c = \frac{1}{\sum_{k \leq -2} \tilde{\pi}_{-1}\mathbb{R}_{-1}\mathbb{R}_{-2}\cdots\mathbb{R}_{k+1}\mathbf{e} + \tilde{\pi}_{-1}\mathbf{e} + \tilde{\pi}_0\mathbf{e} + \tilde{\pi}_1\mathbf{e} + \sum_{k=2}^{\infty} \tilde{\pi}_1 R_1 R_2 \cdots R_{k-1}\mathbf{e}}. \quad (12)$$

Proof. The proof is easy through checking that π satisfies the system of linear equations $\pi Q = \mathbf{0}$ and $\pi \mathbf{e} = 1$. To this end, we consider the following three different cases:

Case one: $k \geq 2$. In this case, we need to check that

$$\pi_{k-1}A_0^{(k-1)} + \pi_k A_1^{(k)} + \pi_{k+1}A_2^{(k+1)} = 0. \quad (13)$$

Since $\pi_{k-1} = c\tilde{\pi}_{k-1} = c\tilde{\pi}_1 R_1 R_2 \cdots R_{k-2}$, $\pi_k = c\tilde{\pi}_k = c\tilde{\pi}_1 R_1 R_2 \cdots R_{k-1}$ and $\pi_{k+1} = c\tilde{\pi}_{k+1} = c\tilde{\pi}_1 R_1 R_2 \cdots R_k$, we obtain

$$\begin{aligned} & \pi_{k-1}A_0^{(k-1)} + \pi_k A_1^{(k)} + \pi_{k+1}A_2^{(k+1)} \\ &= c\tilde{\pi}_1 R_1 R_2 \cdots R_{k-2}A_0^{(k-1)} + c\tilde{\pi}_1 R_1 R_2 \cdots R_{k-1}A_1^{(k)} + c\tilde{\pi}_1 R_1 R_2 \cdots R_k A_2^{(k+1)} \\ &= c\tilde{\pi}_1 R_1 R_2 \cdots R_{k-2} \left(A_0^{(k-1)} + R_{k-1}A_1^{(k)} + R_{k-1}R_k A_2^{(k+1)} \right) = 0 \end{aligned}$$

by means of (3).

Case two: $k \leq -2$. In this case, we need to check that

$$\pi_{k+1}B_0^{(k+1)} + \pi_k B_1^{(k)} + \pi_{k-1}B_2^{(k-1)} = 0. \quad (14)$$

Note that $\pi_{k+1} = c\tilde{\pi}_{k+1} = c\tilde{\pi}_{-1}\mathbb{R}_{-1}\mathbb{R}_{-2}\cdots\mathbb{R}_{k+2}$, $\pi_k = c\tilde{\pi}_k = c\tilde{\pi}_{-1}\mathbb{R}_{-1}\mathbb{R}_{-2}\cdots\mathbb{R}_{k+1}$ and $\pi_{k-1} = c\tilde{\pi}_{k-1} = c\tilde{\pi}_{-1}\mathbb{R}_{-1}\mathbb{R}_{-2}\cdots\mathbb{R}_k$, we have

$$\begin{aligned} & \pi_{k+1}B_0^{(k+1)} + \pi_k B_1^{(k)} + \pi_{k-1}B_2^{(k-1)} \\ &= c\tilde{\pi}_{-1}\mathbb{R}_{-1}\mathbb{R}_{-2}\cdots\mathbb{R}_{k+2}B_0^{(k+1)} + c\tilde{\pi}_{-1}\mathbb{R}_{-1}\mathbb{R}_{-2}\cdots\mathbb{R}_{k+1}B_1^{(k)} + c\tilde{\pi}_{-1}\mathbb{R}_{-1}\mathbb{R}_{-2}\cdots\mathbb{R}_k B_2^{(k-1)} \\ &= c\tilde{\pi}_{-1}\mathbb{R}_{-1}\mathbb{R}_{-2}\cdots\mathbb{R}_{k+2} \left(B_0^{(k+1)} + \mathbb{R}_{k+1}B_1^{(k)} + \mathbb{R}_{k+1}\mathbb{R}_k B_2^{(k-1)} \right) = 0 \end{aligned}$$

in terms of (7).

Case three: $k = 1, 0, -1$. In this case, we can check that

$$\begin{cases} \pi_0 A_0^{(0)} + \pi_1 A_1^{(1)} + \pi_2 A_2^{(2)} = 0, \\ \pi_{-1} B_2^{(-1)} + \pi_0 (B_1^{(0)} + A_1^{(0)}) + \pi_1 A_2^{(1)} = 0, \\ \pi_{-2} B_2^{(-2)} + \pi_{-1} B_1^{(-1)} + \pi_0 B_0^{(0)} = 0. \end{cases} \quad (15)$$

by means of $\pi_0 = c\tilde{\pi}_0, \pi_1 = c\tilde{\pi}_1, \pi_2 = c\tilde{\pi}_2 = c\tilde{\pi}_1 R_1, \pi_{-1} = c\tilde{\pi}_{-1}$ and $\pi_{-2} = c\tilde{\pi}_{-2} = c\tilde{\pi}_{-1}\mathbb{R}_{-1}$.

Let \mathbf{Z} be the set of all integers, i.e., $\mathbf{Z} = \{\dots, -2, -1, 0, 1, 2, \dots\}$. Note that $\pi \mathbf{e} = 1$, we compute

$$\sum_{k \in \mathbf{Z}} \pi_k \mathbf{e} = 1 \quad (16)$$

by means of $\pi_k = c\tilde{\pi}_k = c\tilde{\pi}_1 R_1 R_2 \cdots R_{k-1}$ for $k \geq 2$, $\pi_1 = c\tilde{\pi}_1, \pi_0 = c\tilde{\pi}_0, \pi_{-1} = c\tilde{\pi}_{-1}$ and $\pi_k = c\tilde{\pi}_k = c\tilde{\pi}_{-1}\mathbb{R}_{-1}\mathbb{R}_{-2}\cdots\mathbb{R}_{k+1}$ for $k \leq -2$. Thus we have

$$\begin{aligned} 1 &= \sum_{k \in \mathbf{Z}} \pi_k \mathbf{e} = \sum_{k \leq -2} \pi_k \mathbf{e} + \pi_{-1} \mathbf{e} + \pi_0 \mathbf{e} + \pi_1 \mathbf{e} + \sum_{k=2}^{\infty} \pi_k \mathbf{e} \\ &= \sum_{k \leq -2} c\tilde{\pi}_{-1}\mathbb{R}_{-1}\mathbb{R}_{-2}\cdots\mathbb{R}_{k+1} \mathbf{e} + c\tilde{\pi}_{-1} \mathbf{e} + c\tilde{\pi}_0 \mathbf{e} + c\tilde{\pi}_1 \mathbf{e} + \sum_{k=2}^{\infty} c\tilde{\pi}_1 R_1 R_2 \cdots R_{k-1} \mathbf{e} \\ &= c \left(\sum_{k \leq -2} \tilde{\pi}_{-1}\mathbb{R}_{-1}\mathbb{R}_{-2}\cdots\mathbb{R}_{k+1} \mathbf{e} + \tilde{\pi}_{-1} \mathbf{e} + \tilde{\pi}_0 \mathbf{e} + \tilde{\pi}_1 \mathbf{e} + \sum_{k=2}^{\infty} \tilde{\pi}_1 R_1 R_2 \cdots R_{k-1} \mathbf{e} \right), \end{aligned}$$

which gives the positive constant c in (12). This completes the proof. \blacksquare

In the remainder of this section, we provide some stationary performance measures of the double-ended queue by means of the stationary probability vector of the bilateral QBD process.

Note that the double-ended queue must be stable for $(\theta_1, \theta_2) > 0$. Thus, we denote by $\mathcal{Q}, \mathcal{Q}^{(1)}$ and $\mathcal{Q}^{(2)}$ the stationary queue lengths of the double-ended queue, the A-customers and the B-customers, respectively.

By using Theorem 4, we can provide some useful performance measures as follows:

(a) A stationary queue length is zero

The stationary probability that there is no A-customer is given by

$$P \left\{ \mathcal{Q}^{(1)} = 0 \right\} = \sum_{k \leq 0} \pi_k \mathbf{e}.$$

The stationary probability that there is no B-customer is given by

$$P \left\{ \mathcal{Q}^{(2)} = 0 \right\} = \sum_{k=0}^{\infty} \pi_k \mathbf{e}.$$

The stationary probability that there is neither A-customer nor B-customer is given by

$$P \left\{ \mathcal{Q} = 0 \right\} = P \left\{ \mathcal{Q}^{(1)} = 0 \text{ and } \mathcal{Q}^{(2)} = 0 \right\} = \pi_0 \mathbf{e}.$$

(b) The average stationary queue lengths

$$\begin{aligned} E[\mathcal{Q}] &= E \left[\mathcal{Q} \mid \mathcal{Q}^{(1)} > 0, \mathcal{Q}^{(2)} = 0 \right] P \left\{ \mathcal{Q}^{(1)} > 0 \right\} \\ &\quad + E \left[\mathcal{Q} \mid \mathcal{Q}^{(2)} > 0, \mathcal{Q}^{(1)} = 0 \right] P \left\{ \mathcal{Q}^{(2)} > 0 \right\} \\ &= E \left[\mathcal{Q}^{(1)} \right] P \left\{ \mathcal{Q}^{(1)} > 0 \right\} + E \left[\mathcal{Q}^{(2)} \right] P \left\{ \mathcal{Q}^{(2)} > 0 \right\}, \end{aligned}$$

where

$$\begin{aligned} E \left[\mathcal{Q}^{(1)} \right] &= \sum_{k=1}^{\infty} k \pi_k \mathbf{e} = \sum_{k=1}^{\infty} k c \tilde{\pi}_k \mathbf{e} \\ &= c \tilde{\pi}_1 \mathbf{e} + \sum_{k=2}^{\infty} k c \tilde{\pi}_1 R_1 R_2 \cdots R_{k-1} \mathbf{e}, \\ P \left\{ \mathcal{Q}^{(1)} > 0 \right\} &= \sum_{k=1}^{\infty} \pi_k \mathbf{e} = c \tilde{\pi}_1 \mathbf{e} + \sum_{k=2}^{\infty} c \tilde{\pi}_1 R_1 R_2 \cdots R_{k-1} \mathbf{e}, \end{aligned}$$

and

$$\begin{aligned} E \left[\mathcal{Q}^{(2)} \right] &= \sum_{k \leq -1} (-k) \pi_k \mathbf{e} = \sum_{k \leq -1} (-k) c \tilde{\pi}_k \mathbf{e} \\ &= c \tilde{\pi}_{-1} \mathbf{e} + \sum_{k \leq -2} (-k) c \tilde{\pi}_{-1} \mathbb{R}_{-1} \mathbb{R}_{-2} \cdots \mathbb{R}_{k+1} \mathbf{e}, \\ P \left\{ \mathcal{Q}^{(2)} > 0 \right\} &= \sum_{k \leq -1} \pi_k \mathbf{e} = c \tilde{\pi}_{-1} \mathbf{e} + \sum_{k \leq -2} c \tilde{\pi}_{-1} \mathbb{R}_{-1} \mathbb{R}_{-2} \cdots \mathbb{R}_{k+1} \mathbf{e}. \end{aligned}$$

5 The Sojourn Time

In this section, we analyze the sojourn time distribution of each arriving A-customer in the double-ended queue, which can be regarded as a phase-type distribution of infinite sizes. While the sojourn time distribution of each arriving B-customer can be analyzed by means of a similar method.

When the double-ended queue is stable, we denote by W the sojourn time experienced by each arriving A-customer.

Now, we compute the probability distribution of the sojourn time W

$$F_W(t) = P\{W \leq t\}.$$

If the number of B-customers is more than 1, then it is clear that $W = 0$. Thus it follows from Theorem 4 that

$$P\{W = 0\} = \sum_{k \leq -1} \pi_k \mathbf{e} = c\tilde{\pi}_{-1} \mathbf{e} + \sum_{k \leq -2} c\tilde{\pi}_{-1} \mathbb{R}_{-1} \mathbb{R}_{-2} \cdots \mathbb{R}_{k+1} \mathbf{e}. \quad (17)$$

Thus, the probability distribution of the sojourn time W is expressed as

$$F_W(t) = P\{W \leq t\} = P\{W = 0\} \delta_0(t) + P\{0 < W \leq t\}, \quad t > 0, \quad (18)$$

where $\delta_0(t) = 1$ for $t = 0$ or 0 for $t > 0$. Hence, we only need to compute $P\{0 < W \leq t\}$ in the following analysis.

If $0 < W \leq t$, then an arriving A-customer immediately observes that the number of B-customers must be 0. Note that the sojourn time of the arriving A-customer is regarded as the time interval from its arrival epoch to its departure time, the probability distribution of which can be expressed as the stationary probability that the QBD process $\{(N(t), J_2(t), J_1(t)), t \geq 0\}$ on a state sub-space

$$\{0\} \cup \{\{1, 2, 3, \dots\} \times \{1, 2, 3, \dots, m_2\} \times \{1, 2, 3, \dots, m_1\}\}$$

begins from state (k, i, j) with probability $\pi_{k;i,j}$ for $k \geq 1$ until it finally enters the absorption state 0. In this case, a new QBD process with the absorption state 0 is depicted in Figure 3. Thus the infinitesimal generator of the new QBD process with the absorption state 0 is given by

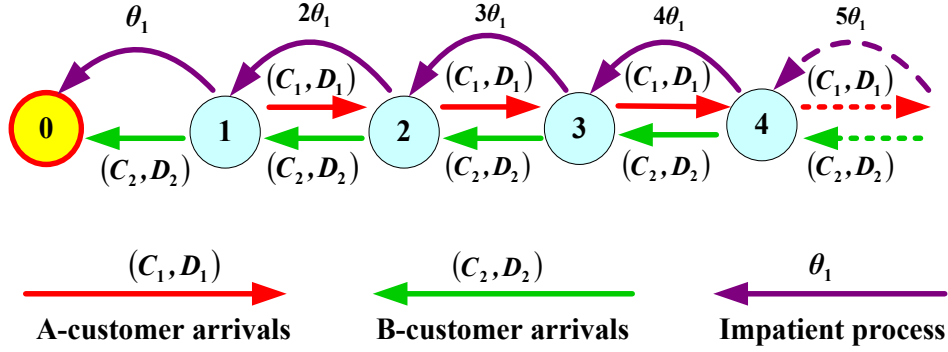


Figure 3: The State transition relations of the QBD process

$$\Theta = \begin{pmatrix} 0 & \mathbf{0} & \mathbf{0} & \mathbf{0} & \mathbf{0} & \mathbf{0} & \dots \\ A_2^{(1)}\mathbf{e} & A_1^{(1)} & A_0^{(1)} & & & & \\ & A_2^{(2)} & A_1^{(2)} & A_0^{(2)} & & & \\ & & A_2^{(3)} & A_1^{(3)} & A_0^{(3)} & & \\ & & & A_2^{(4)} & A_1^{(4)} & A_0^{(4)} & \\ & & & & \ddots & \ddots & \ddots \end{pmatrix} \quad (19)$$

where $A_2^{(k)} = D_2 \otimes I + k\theta_1 I$, $A_1^{(k)} = C_2 \oplus C_1 - k\theta_1 I$, $A_0^{(k)} = I \otimes D_1$, $k \geq 1$.

Let

$$T = \begin{pmatrix} A_1^{(1)} & A_0^{(1)} & & & \\ A_2^{(2)} & A_1^{(2)} & A_0^{(2)} & & \\ & A_2^{(3)} & A_1^{(3)} & A_0^{(3)} & \\ & & A_2^{(4)} & A_1^{(4)} & A_0^{(4)} \\ & & & \ddots & \ddots & \ddots \end{pmatrix}, \quad T^o = \begin{pmatrix} A_2^{(1)}\mathbf{e} \\ 0 \\ 0 \\ 0 \\ \vdots \end{pmatrix}.$$

Then (19) can be rewritten as

$$\Theta = \begin{pmatrix} 0 & \mathbf{0} \\ T^o & T \end{pmatrix}. \quad (20)$$

Here, $T\mathbf{e} + T^0 = 0$.

Let $(\alpha_0, \vec{\alpha})$ denote the initial probability distribution of the QBD process Θ with the absorption state 0, where $\vec{\alpha} = (\pi_1, \pi_2, \pi_3, \dots)$ and $\alpha_0 = 1 - \vec{\alpha}\mathbf{e} = \sum_{k \leq 0} \pi_k$.

The following theorem uses the phase-type distribution of infinite size to provide expression for the probability distribution of the sojourn time $W \in (0, t]$.

Theorem 5. *If the initial probability distribution of the QBD process Θ with the absorption state 0 is $(\alpha_0, \vec{\alpha})$, then the probability distribution of the sojourn time $W \in (0, t]$ is phase-type with an irreducible representation $(\vec{\alpha}, T)$, that is,*

$$P\{0 < W \leq t\} = 1 - \vec{\alpha} \exp(Tt) \mathbf{e}, \quad t \geq 0.$$

Proof. For $n = 1, 2, 3, \dots$, we write

$$q_{n;i,j}(t) = P\{N(t) = n; J_2(t) = i, J_1(t) = j\},$$

$$q_n(t) = \{q_{n;1,1}(t), \dots, q_{n;1,m_1}(t); q_{n;2,1}(t), \dots, q_{n;2,m_1}(t); \dots; q_{n;m_2,1}(t), \dots, q_{n;m_2,m_1}(t)\},$$

and

$$q(t) = (q_1(t), q_2(t), q_3(t), \dots).$$

For the probability vector $q(t)$, it follows from the Chapman-Kolmogorov forward equation that

$$\frac{d}{dt}q(t) = q(t)T, \quad (21)$$

with the initial condition

$$q(0) = \vec{\alpha}. \quad (22)$$

It follows from (21) and (22) that

$$q(t) = \vec{\alpha} e^{Tt}. \quad (23)$$

Thus, we obtain

$$P\{W > t\} = q(t) \mathbf{e}$$

$$P\{0 < W \leq t\} = 1 - q(t) \mathbf{e} = 1 - \vec{\alpha} \exp(Tt) \mathbf{e}, \quad t \geq 0. \quad (24)$$

This completes the proof. ■

By using (17) and (24), we obtain

$$F_W(t) = F_{W=0}(t)\delta_0(t) + F_{0 < W \leq t}(t) = \sum_{k \leq -1} \pi_k \mathbf{e} \delta_0(t) + [1 - \vec{\alpha} \exp(Tt) \mathbf{e}]. \quad (25)$$

In the remainder of this section, we compute the mean $E[W]$ of sojourn time W of each arriving A-customer by means of the Laplace-Stieltjes transform and the RG-factorization.

We denote by $f(s)$ the Laplace-Stieltjes transform of the distribution function $F_W(t)$ or the random variable W . Thus, we have

$$\begin{aligned}
f(s) &= \int_0^\infty e^{-st} dF_W(t) = \int_0^\infty e^{-st} dF_{0 < W \leq t}(t) \\
&= 1 - \vec{\alpha} \mathbf{e} + \vec{\alpha} (sI - T)_{\min}^{-1} T^0,
\end{aligned} \tag{26}$$

where I denotes an identity matrix of infinite size, and $(sI - T)_{\min}^{-1}$ is the minimal non-negative inverse of the matrix $sI - T$ of infinite size. See Li and Cao (2004) and Li (2010) for more details. It is easy to see that

$$E[W] = -\frac{d}{ds} f(s)|_{s=0} = \vec{\alpha} \left[(sI - T)_{\min}^{-2} \right]_{s=0} T^0 = \vec{\alpha} (-T)_{\min}^{-1} \mathbf{e}, \tag{27}$$

by using $T\mathbf{e} + T^0 = 0$ and $(-T)_{\min}^{-1} (-T) \mathbf{e} = \mathbf{e}$.

In computation of the mean $E[W]$, it is easy to see that the key is how to deal with the minimal nonnegative inverse $(-T)_{\min}^{-1}$ of the matrix $-T$ of infinite size. To this end, we develop an effective procedure to compute the minimal nonnegative inverse $(-T)_{\min}^{-1}$ by means of the RG-factorization.

For the QBD process T , we define the UL -type \mathbf{U} -, \mathbf{R} - and \mathbf{G} -measures as

$$\mathbf{U}_k = A_1^{(k)} + A_0^{(k)} (-\mathbf{U}_{k+1}^{-1}) A_2^{(k+1)}, \quad k \geq 1, \tag{28}$$

$$\mathbf{R}_k = A_0^{(k)} (-\mathbf{U}_{k+1}^{-1}), \quad k \geq 1, \tag{29}$$

and

$$\mathbf{G}_k = (-\mathbf{U}_k^{-1}) A_2^{(k)}, \quad k \geq 2. \tag{30}$$

On the other hand, note that the matrix sequence $\{\mathbf{R}_k, k \geq 1\}$ is the minimal non-negative solution to the system of nonlinear matrix equations

$$A_0^{(k)} + \mathbf{R}_k A_1^{(k+1)} + \mathbf{R}_k \mathbf{R}_{k+1} A_2^{(k+2)} = 0, \quad k \geq 1,$$

and the matrix sequence $\{\mathbf{G}_k, k \geq 2\}$ is the minimal nonnegative solution to the system of nonlinear matrix equations

$$A_0^{(k)} \mathbf{G}_{k+1} \mathbf{G}_k + A_1^{(k)} \mathbf{G}_k + A_2^{(k)} = 0, \quad k \geq 2.$$

Once the matrix sequence $\{\mathbf{R}_k, k \geq 1\}$ or $\{\mathbf{G}_k, k \geq 2\}$ is given, then for $k \geq 1$ we have

$$\begin{aligned}
\mathbf{U}_k &= A_1^{(k)} + A_0^{(k)} (-\mathbf{U}_{k+1}^{-1}) A_2^{(k+1)} \\
&= A_1^{(k)} + \mathbf{R}_k A_2^{(k+1)} \\
&= A_1^{(k)} + A_0^{(k)} \mathbf{G}_{k+1}.
\end{aligned} \tag{31}$$

Based on this, we can provide the UL -type RG-factorization of the matrix T of infinite size as follows:

$$T = (I - \mathbf{R}_U) \mathbf{U}_D (I - \mathbf{G}_L), \quad (32)$$

where

$$I - \mathbf{R}_U = \begin{pmatrix} I & -\mathbf{R}_1 & & & \\ & I & -\mathbf{R}_2 & & \\ & & I & -\mathbf{R}_3 & \\ & & & I & \ddots \\ & & & & \ddots \end{pmatrix}, \quad (33)$$

$$\mathbf{U}_D = \text{diag}(\mathbf{U}_1, \mathbf{U}_2, \mathbf{U}_3, \dots), \quad (34)$$

$$I - \mathbf{G}_L = \begin{pmatrix} I & & & & \\ -\mathbf{G}_2 & I & & & \\ & -\mathbf{G}_3 & I & & \\ & & -\mathbf{G}_4 & I & \\ & & & \ddots & \ddots \end{pmatrix}. \quad (35)$$

By using the \mathbf{R} -measure $\{\mathbf{R}_k : k \geq 1\}$ and the \mathbf{G} -measure $\{\mathbf{G}_l : l \geq 2\}$, we write

$$X_k^{(k)} = I,$$

$$X_{k+l}^{(k)} = \mathbf{R}_k \mathbf{R}_{k+1} \cdots \mathbf{R}_{k+l-1}, \quad k \geq 1, \quad l \geq 1,$$

$$Y_k^{(k)} = I,$$

$$Y_{k-l}^{(k)} = \mathbf{G}_k \mathbf{G}_{k-1} \cdots \mathbf{G}_{k-l+1}, \quad k > l \geq 1.$$

The following lemma provides the inverses of the three matrices $I - \mathbf{R}_U$, \mathbf{U}_D and $I - \mathbf{G}_L$, while their proofs are easy by means of $(I - \mathbf{R}_U)(I - \mathbf{R}_U)^{-1} = I$, $\mathbf{U}_D \mathbf{U}_D^{-1} = I$ and $(I - \mathbf{G}_L)(I - \mathbf{G}_L)^{-1} = I$.

Lemma 2. *The matrices $I - \mathbf{R}_U$, \mathbf{U}_D and $I - \mathbf{G}_L$ are invertible, and*

$$(I - \mathbf{R}_U)^{-1} = \begin{pmatrix} X_1^{(1)} & X_2^{(1)} & X_3^{(1)} & X_4^{(1)} & \cdots \\ & X_2^{(2)} & X_3^{(2)} & X_4^{(2)} & \cdots \\ & & X_3^{(3)} & X_4^{(3)} & \cdots \\ & & & X_4^{(4)} & \cdots \\ & & & & \ddots \end{pmatrix}, \quad (36)$$

$$\mathbf{U}_D^{-1} = \text{diag}(\mathbf{U}_1^{-1}, \mathbf{U}_2^{-1}, \mathbf{U}_3^{-1}, \mathbf{U}_4^{-1}, \dots), \quad (37)$$

$$(I - \mathbf{G}_L)^{-1} = \begin{pmatrix} Y_1^{(1)} & & & & \\ Y_1^{(2)} & Y_2^{(2)} & & & \\ Y_1^{(3)} & Y_2^{(3)} & Y_3^{(3)} & & \\ Y_1^{(4)} & Y_2^{(4)} & Y_3^{(4)} & Y_4^{(4)} & \\ \vdots & \vdots & \vdots & \vdots & \ddots \end{pmatrix}. \quad (38)$$

Note that the RG-factorization given by (32), we have

$$(-T)_{\min}^{-1} = -(I - \mathbf{G}_L)^{-1} \mathbf{U}_D^{-1} (I - \mathbf{R}_U)^{-1}.$$

Let

$$(-T)_{\min}^{-1} = - \begin{pmatrix} t_1^{(1)} & t_2^{(1)} & t_3^{(1)} & t_4^{(1)} & \dots \\ t_1^{(2)} & t_2^{(2)} & t_3^{(2)} & t_4^{(2)} & \dots \\ t_1^{(3)} & t_2^{(3)} & t_3^{(3)} & t_4^{(3)} & \dots \\ t_1^{(4)} & t_2^{(4)} & t_3^{(4)} & t_4^{(4)} & \dots \\ \vdots & \vdots & \vdots & \vdots & \ddots \end{pmatrix},$$

Then, it follows from Lemma 2 that

$$t_n^{(m)} = \begin{cases} \sum_{i=1}^n Y_i^{(m)} \mathbf{U}_i^{-1} X_n^{(i)}, & n < m, \\ \sum_{i=1}^n Y_i^{(m)} \mathbf{U}_i^{-1} X_n^{(i)}, & n = m, \\ \sum_{i=1}^m Y_i^{(m)} \mathbf{U}_i^{-1} X_n^{(i)}, & n > m. \end{cases}$$

Thus, it follows from (27) that

$$\begin{aligned} E[W] &= \vec{\alpha} (-T)_{\min}^{-1} \mathbf{e} = -\vec{\alpha} (I - \mathbf{G}_L)^{-1} \mathbf{U}_D^{-1} (I - \mathbf{R}_U)^{-1} \mathbf{e} \\ &= - \sum_{i=1}^{\infty} \sum_{j=1}^{\infty} \pi_i t_j^{(i)} \mathbf{e}. \end{aligned} \quad (39)$$

By summarizing the above analysis, we give the following theorem for the sojourn time of each arriving A-customer in the double-ended queue.

Theorem 6. *If the double-ended queue is stable, then the probability distribution of the sojourn time W of each arriving A-customer is given by*

$$F_W(t) = \sum_{k \leq -1} \pi_k \mathbf{e} \delta_0(t) + 1 - \vec{\alpha} \exp(Tt) \mathbf{e},$$

and the mean of the sojourn time W of each arriving A-customer is given by

$$E[W] = - \sum_{i=1}^{\infty} \sum_{j=1}^{\infty} \pi_i t_j^{(i)} \mathbf{e}.$$

6 Numerical Examples

In this section, by applying the RG-factorizations, we use some numerical examples to verify the correctness of our theoretical results, and analyze how performance measures of the double-ended queue are influenced by key system parameters. At the same time, we also apply the coupling method to provide some interesting interpretations on the numerical analysis.

In the numerical implementations, we shall discuss two groups of interesting issues: (1) The stationary performance measures, and (2) the sojourn time.

6.1 The stationary performance measures

In this subsection, our numerical implementations are to analyze the stationary probabilities $P\{\mathcal{Q}^{(1)} = 0\}$, $P\{\mathcal{Q}^{(2)} = 0\}$ and $P\{\mathcal{Q} = 0\}$, and to discuss the average stationary queue lengths $E[\mathcal{Q}^{(1)}]$, $E[\mathcal{Q}^{(2)}]$ and $E[\mathcal{Q}]$. To compute the stationary performance measures, the key is to first calculate the R -measure $\{R_k : k \geq 1\}$ for the A-customers, and the R -measure $\{\mathbb{R}_k : k \leq -1\}$ for the B-customers.

Note that the bilateral level-dependent QBD process Q can be decomposed into two unilateral level-dependent QBD processes Q_A and Q_B , as explained in Section 3. Therefore, we can use the approximately truncated method, proposed by Bright and Taylor (1995, 1997) for infinite series, to determine a key truncation level K . In general, the truncation level K needs to be large enough such that the stationary probability of being at a state in or above level K is approximately zero.

For the QBD process Q_A , it follows from Bright and Taylor (1995, 1997) that

$$R_k = \sum_{l=0}^{\infty} U_k^l \prod_{i=0}^{l-1} D_{k+2^{l-i}}^{l-1-i}, \quad k \geq 1, \quad (40)$$

where

$$\begin{aligned}
U_k^0 &= A_0^{(k)} \left(-A_1^{(k+1)} \right)^{-1}, \quad k \geq 1, \\
D_k^0 &= A_2^{(k)} \left(-A_1^{(k-1)} \right)^{-1}, \quad k \geq 1, \\
U_k^{l+1} &= U_k^l U_{k+2^l}^l \left[I - U_{k+2^{l+1}}^l D_{k+3 \cdot 2^l}^l - D_{k+2^{l+1}}^l U_{k+2^l}^l \right]^{-1}, \quad l \geq 0, \\
D_k^{l+1} &= D_k^l D_{k-2^l}^l \left[I - U_{k-2^{l+1}}^l D_{k-2^l}^l - D_{k-2^{l+1}}^l U_{k-3 \cdot 2^l}^l \right]^{-1}, \quad l \geq 0.
\end{aligned}$$

In addition, the R -measure $\{R_k : k \geq 1\}$ can be recursively computed by

$$R_k = A_0^{(k)} \left(-A_1^{(k+1)} - R_{k+1} A_2^{(k+2)} \right)^{-1}. \quad (41)$$

Similarly, for the QBD process Q_B , we have

$$\mathbb{R}_k = \sum_{l=0}^{\infty} \mathbb{U}_k^l \prod_{i=0}^{l-1} \mathbb{D}_{k-2^{l-i}}^{l-1-i}, \quad k \leq -1, \quad (42)$$

where

$$\begin{aligned}
\mathbb{U}_k^0 &= B_0^{(k)} \left(-B_1^{(k-1)} \right)^{-1}, \quad k \leq -1, \\
\mathbb{D}_k^0 &= B_2^{(k)} \left(-B_1^{(k+1)} \right)^{-1}, \quad k \leq -1, \\
\mathbb{U}_k^{l+1} &= \mathbb{U}_k^l \mathbb{U}_{k-2^l}^l \left[I - \mathbb{U}_{k-2^{l+1}}^l \mathbb{D}_{k-3 \cdot 2^l}^l - \mathbb{D}_{k-2^{l+1}}^l \mathbb{U}_{k-2^l}^l \right]^{-1}, \quad l \geq 0, \\
\mathbb{D}_k^{l+1} &= \mathbb{D}_k^l \mathbb{D}_{k+2^l}^l \left[I - \mathbb{U}_{k+2^{l+1}}^l \mathbb{D}_{k+2^l}^l - \mathbb{D}_{k+2^{l+1}}^l \mathbb{U}_{k+3 \cdot 2^l}^l \right]^{-1}, \quad l \geq 0.
\end{aligned}$$

Also, the R -measure $\{\mathbb{R}_k : k \leq -1\}$ can be recursively computed by

$$\mathbb{R}_k = B_0^{(k)} \left(-B_1^{(k-1)} - \mathbb{R}_{k-1} B_2^{(k-2)} \right)^{-1}. \quad (43)$$

Now, our basic task is to determine a suitable truncation level K . To this end, we take a controllable accuracy $\varepsilon = 10^{-20}$, and choose a sequence $\{\zeta_k : k \geq 1\}$ of positive integers with $2 \leq \zeta_0 < \zeta_1 < \zeta_2 < \dots$, for example, $\zeta_k = 10(k+1)$ for $k \geq 0$.

To determine the truncation level K , we first design Algorithm 1 to give an iterative approximation by means of (40), (41), (42) and (43). Then we design Algorithm 2 to compute those stationary performance measures given in the end of Section 4.

Algorithm one: Determination of a suitable truncation level K^*

Step 0: Initialization

Set the initial value of n as $n=0$.

Step 1: Determination of rate matrices R_K and \mathbb{R}_{-K}

Let $K = \zeta_n$. Compute the rate matrix R_K by means of (40), and the rate matrix \mathbb{R}_{-K} by means of (42).

Step 2: Determination of other rate matrices via iterative computation

(a) Based on the rate matrix R_K determined in Step 1, iteratively compute the rate matrices $R_{K-1}, R_{K-2}, \dots, R_2, R_1$ by means of (41).

(b) Based on the rate matrix \mathbb{R}_{-K} determined in Step 1, iteratively compute the rate matrices $\mathbb{R}_{-(K-1)}, \mathbb{R}_{-(K-2)}, \dots, \mathbb{R}_{-2}, \mathbb{R}_{-1}$ by means of (43).

Step 3: Determination of the vectors $\tilde{\pi}_{-1}$, $\tilde{\pi}_0$ and $\tilde{\pi}_1$

Based on the rate matrix R_1 and \mathbb{R}_{-1} determined in Step 2, determine the vectors $\tilde{\pi}_{-1}$, $\tilde{\pi}_0$ and $\tilde{\pi}_1$ through solving a system of linear equations

$$\begin{cases} \tilde{\pi}_{-1}\mathbb{R}_{-1}B_2^{(-2)} + \tilde{\pi}_{-1}B_1^{(-1)} + \tilde{\pi}_0B_0^{(0)} = 0, \\ \tilde{\pi}_{-1}B_2^{(-1)} + \tilde{\pi}_0\left(B_1^{(0)} + A_1^{(0)}\right) + \tilde{\pi}_1A_2^{(1)} = 0, \\ \tilde{\pi}_0A_0^{(0)} + \tilde{\pi}_1A_1^{(1)} + \tilde{\pi}_1R_1A_2^{(2)} = 0, \\ \tilde{\pi}_0\mathbf{e} + \tilde{\pi}_1\mathbf{e} + \tilde{\pi}_{-1}\mathbf{e} = 1. \end{cases}$$

Step 4: Determination of a normal constant

Using the vectors $\tilde{\pi}_{-1}$, $\tilde{\pi}_0$ and $\tilde{\pi}_1$, the R -measure $\{R_l : 1 \leq l \leq K\}$ and $\{\mathbb{R}_l : -K \leq l \leq -1\}$, we calculate

$$c = \frac{1}{\sum_{-K-1 \leq k \leq -2} \tilde{\pi}_{-1}\mathbb{R}_{-1}\mathbb{R}_{-2} \cdots \mathbb{R}_{k+1}\mathbf{e} + \tilde{\pi}_{-1}\mathbf{e} + \tilde{\pi}_0\mathbf{e} + \tilde{\pi}_1\mathbf{e} + \sum_{k=2}^{K+1} \tilde{\pi}_1R_1R_2 \cdots R_{k-1}\mathbf{e}}.$$

Step 5: Checking convergence

If there exists a positive integer $K = \zeta_n$ such that

$$\pi_{-K-1} + \pi_{K+1} < \varepsilon,$$

(called a stop condition), where $\pi_{-K-1} = c\tilde{\pi}_{-1}\mathbb{R}_{-1}\mathbb{R}_{-2} \cdots \mathbb{R}_{-K}$ and $\pi_{K+1} = c\tilde{\pi}_1R_1R_2 \cdots R_K$, then $K^* = \zeta_n$, and go to Step 6. Otherwise, let $n=n+1$, and go to Step 1.

Step 6: Output

The algorithm stops, and the suitable truncation level is obtained as its output, i.e., $K^* = \zeta_n$.

Algorithm two: Computing the stationary performance measures

Step 0: Initialization

Using **Algorithm one**, determine a suitable truncation level K^* , the R -measure $\{R_l : 1 \leq l \leq K^*\}$ and $\{\mathbb{R}_l : -K^* \leq l \leq -1\}$, the vectors $\tilde{\pi}_{-1}$, $\tilde{\pi}_0$ and $\tilde{\pi}_1$, and the normal constant c .

Step 1: Computing the stationary probability vector

For $2 \leq k \leq K^* + 1$, we compute

$$\pi_{-k} = c\tilde{\pi}_{-1}\mathbb{R}_{-1}\mathbb{R}_{-2}\cdots\mathbb{R}_{-k+1}$$

and

$$\pi_k = c\tilde{\pi}_1 R_1 R_2 \cdots R_{k-1}.$$

At the same time, we have

$$\pi_{-1} = c\tilde{\pi}_{-1}, \quad \pi_0 = c\tilde{\pi}_0, \quad \pi_1 = c\tilde{\pi}_1.$$

Step 2: Computing the stationary probabilities

Using the given stationary probability vector $\{\pi_l : -K^* - 1 \leq l \leq K^* + 1\}$, we obtain

$$P\{\mathcal{Q}^{(1)} = 0\} = \sum_{l=-K^*-1}^0 \pi_l \mathbf{e},$$

$$P\{\mathcal{Q}^{(2)} = 0\} = \sum_{l=0}^{K^*+1} \pi_l \mathbf{e}$$

and

$$P\{\mathcal{Q} = 0\} = \pi_0 \mathbf{e}.$$

Step 3: Computing the average stationary queue lengths

Using the given stationary probability vector $\{\pi_l : -K^* - 1 \leq l \leq K^* + 1\}$, we obtain

$$E[\mathcal{Q}^{(1)}] = \sum_{l=1}^{K^*+1} l\pi_l \mathbf{e},$$

$$E[\mathcal{Q}^{(2)}] = \sum_{l=-K^*-1}^{-1} (-l)\pi_l \mathbf{e},$$

$$E[\mathcal{Q}] = \sum_{l=1}^{K^*+1} l\pi_l \mathbf{e} \cdot \sum_{l=1}^{K^*+1} \pi_l \mathbf{e} + \sum_{l=-K^*-1}^{-1} (-l)\pi_l \mathbf{e} \cdot \sum_{l=-K^*-1}^{-1} \pi_l \mathbf{e}.$$

Step 4: Output

- (a) The stationary probabilities: $P\{\mathcal{Q}^{(1)} = 0\}$, $P\{\mathcal{Q}^{(2)} = 0\}$ and $P\{\mathcal{Q} = 0\}$.
- (b) The average stationary queue lengths: $E[\mathcal{Q}^{(1)}]$, $E[\mathcal{Q}^{(2)}]$ and $E[\mathcal{Q}]$.

In the remainder of this section, by using **Algorithms one and two**, we use some numerical examples to analyze how the stationary performance measures are influenced by the two key system parameters θ_1 and θ_2 , i.e., the impatient rates of A- and B-customers, respectively. In addition, we apply the coupling method to further explain the numerical results.

For the two types of customers, we respectively take their MAPs with irreducible matrix representations as follows:

$$C_1 = \begin{pmatrix} -10 & 0 \\ 1 & -1 \end{pmatrix}, D_1 = \begin{pmatrix} 9 & 1 \\ 0 & 0 \end{pmatrix};$$

$$C_2 = \begin{pmatrix} -5 & 1 \\ 2 & -7 \end{pmatrix}, D_2 = \begin{pmatrix} 0 & 4 \\ 2 & 3 \end{pmatrix}.$$

It is easy to compute that $\alpha_1 = (1/2, 1/2)$ and $\alpha_2 = (4/9, 5/9)$, hence, their stationary arrival rates $\lambda_1 = \alpha_1 D_1 \mathbf{e} = 5$ and $\lambda_2 = \alpha_2 D_2 \mathbf{e} = 4\frac{5}{9}$.

We first analyze the probabilities of stationary queue lengths for A-customers, B-customers and the total system, respectively.

From Figure 4, it is observed that the stationary probability $P\{\mathcal{Q}^{(1)} = 0\}$ increases as θ_1 increases, while it decreases as θ_2 increases.

From Figure 5, it is seen that the stationary probability $P\{\mathcal{Q}^{(2)} = 0\}$ decreases as θ_1 increases, while it increases as θ_2 increases.

A coupling analysis: The two numerical results can be intuitively understood by means of the coupling method. As θ_1 increases, more and more A-customers are quickly leaving the system due to their impatient behaviors, thus $P\{\mathcal{Q}^{(1)} = 0\}$ increases. On the other hand, as θ_2 increases, more and more B-customers are quickly leaving the system so that the chance that an A-customer can match a B-customer will become smaller, hence this leads to the decrease of $P\{\mathcal{Q}^{(1)} = 0\}$.

From Figure 6, we observed an interesting phenomenon: The stationary probability that there is no either A-customer or B-customer, $P\{\mathcal{Q} = 0\}$, increases as θ_1 or θ_2 increase.

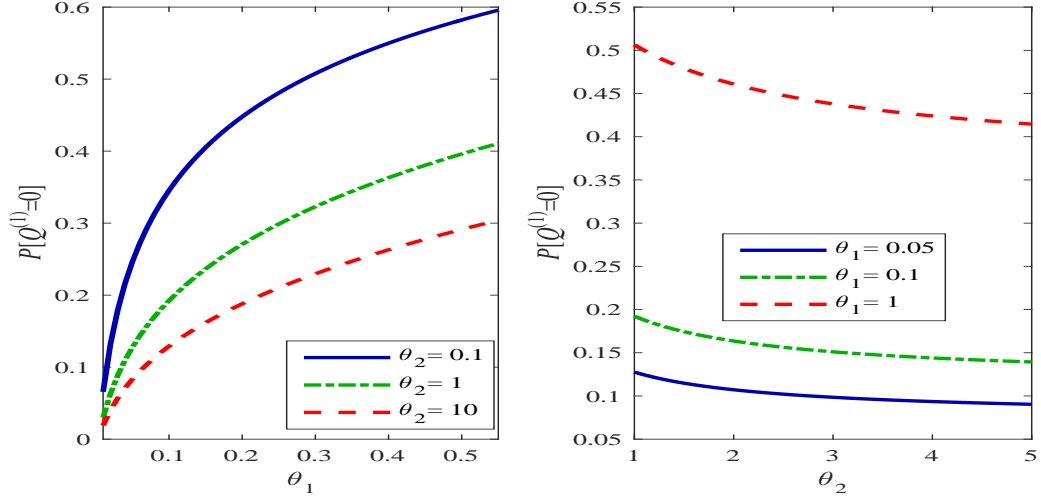


Figure 4: $P\{Q^{(1)}=0\}$ vs θ_1 and θ_2

In what follows we discuss the average stationary queue lengths for A-customers, B-customers and the total system, respectively. Figure 7 shows that the average stationary queue length $E[Q^{(1)}]$ decreases as θ_1 increases, while it increases as θ_2 increases. From Figure 8, we observe that the average stationary queue length $E[Q^{(2)}]$ increases as θ_1 increases, while it decreases as θ_2 increases.

A coupling analysis: The two numerical results are intuitive. As θ_1 increases, more and more A-customers are quickly leaving the system so that $E[Q^{(1)}]$ decreases. On the other hand, as θ_2 increases, more and more B-customers are quickly leaving the system so that the chance that an A-customer can match a B-customer will become smaller. Thus, $E[Q^{(1)}]$ increases as θ_2 increases.

From Figure 9, it is seen that the average stationary queue length $E[Q]$ decreases as θ_1 increases. But, $E[Q]$ is diversiform as θ_2 increases.

6.2 The sojourn time

In this subsection, we develop an algorithm to compute the average sojourn time $E[W]$, and use some numerical examples to indicate how $E[W]$ depends on the two impatient rates θ_1 and θ_2 . Note that our analysis focuses on the A-customers, thus we need to use the QBD process Q_A .

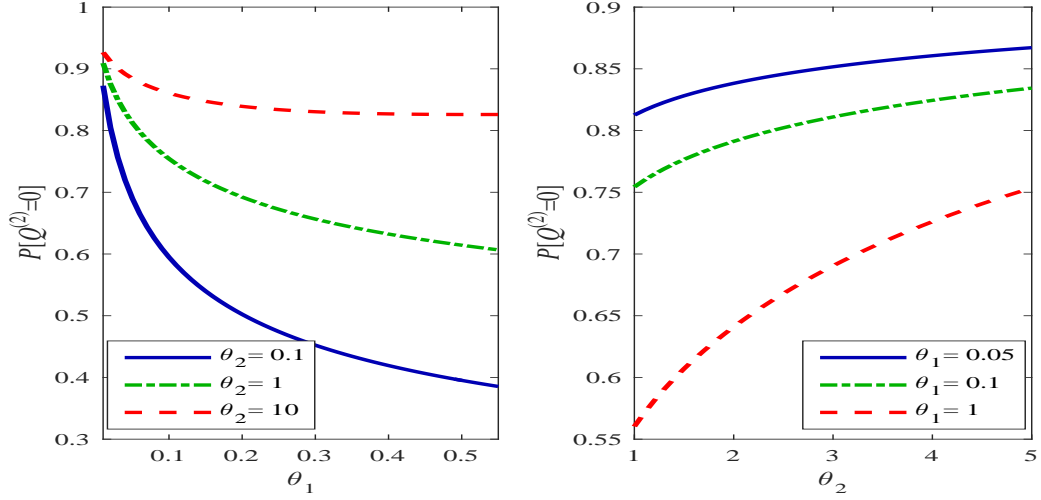


Figure 5: $P\{\tilde{Q}^{(2)}=0\}$ vs θ_1 and θ_2

Algorithm three: Computing the average sojourn time

Step 0: Initialization

Give an initial *truncation level* $K = K^*$, which is larger enough and is given in **Algorithm one**.

Step 1: Compute the initial rate matrix

Using K , compute the rate matrix \mathbf{R}_K as follows:

$$\mathbf{R}_K = \sum_{l=0}^{\infty} \mathbf{U}_K^l \prod_{i=0}^{l-1} \mathbf{D}_{K+2^{l-i}}^{l-1-i},$$

where

$$\mathbf{U}_K^0 = A_0^{(K)} \left(-A_1^{(K+1)} \right)^{-1},$$

$$\mathbf{D}_K^0 = A_2^{(K)} \left(-A_1^{(K-1)} \right)^{-1},$$

$$\mathbf{U}_K^{l+1} = \mathbf{U}_K^l \mathbf{U}_{K+2^l}^l \left[I - \mathbf{U}_{K+2^{l+1}}^l \mathbf{D}_{K+3 \cdot 2^l}^l - \mathbf{D}_{K+2^{l+1}}^l \mathbf{U}_{K+2^l}^l \right]^{-1}, \quad l \geq 0,$$

$$\mathbf{D}_K^{l+1} = \mathbf{D}_K^l \mathbf{D}_{K-2^l}^l \left[I - \mathbf{U}_{K-2^{l+1}}^l \mathbf{D}_{K-2^l}^l - \mathbf{D}_{K-2^{l+1}}^l \mathbf{U}_{K-3 \cdot 2^l}^l \right]^{-1}, \quad l \geq 0.$$

Step 2: Compute the R-, U- and G-measures

(a) Using the given rate matrix \mathbf{R}_K , we compute

$$\mathbf{U}_K = A_1^{(K)} + \mathbf{R}_K A_2^{(K+1)},$$

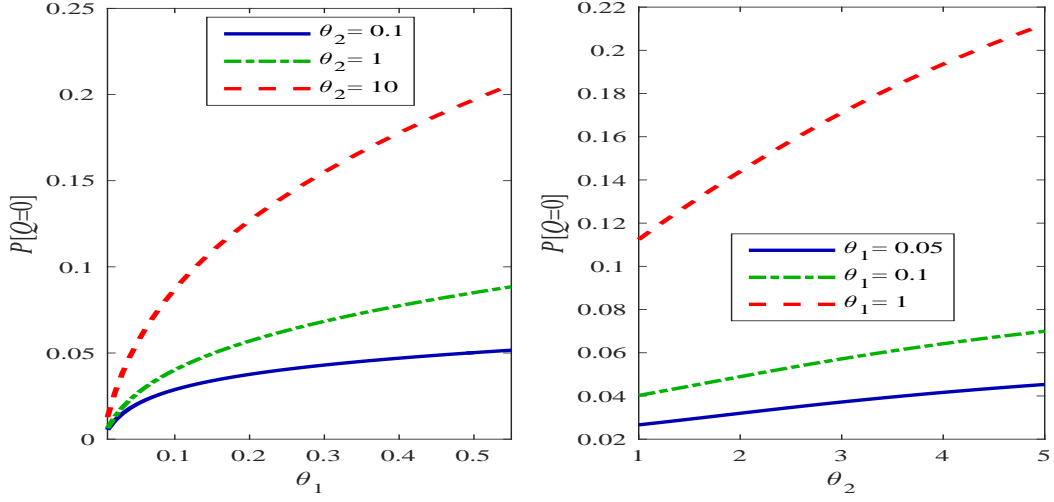


Figure 6: $P\{Q=0\}$ vs θ_1 and θ_2

and iteratively compute the *U-measure*

$$\mathbf{U}_l = A_1^{(l)} + A_0^{(l)} (-\mathbf{U}_{l+1}^{-1}) A_2^{(l+1)}, \quad 1 \leq l \leq K-1.$$

(b) Using the given *U-measure* $\{\mathbf{U}_l : 1 \leq l \leq K, \}$, compute the *R-measure*

$$\mathbf{R}_l = A_0^{(l)} (-\mathbf{U}_{l+1}^{-1}), \quad 1 \leq l \leq K-1.$$

(c) Using the given *U-measure* $\{\mathbf{U}_l : 1 \leq l \leq K, \}$, compute the *G-measure*

$$\mathbf{G}_l = (-\mathbf{U}_l^{-1}) A_2^{(l)}, \quad 2 \leq l \leq K.$$

Step 3: Compute three matrices

$$I - \mathbf{R}_U(K) = \begin{pmatrix} I & -\mathbf{R}_1 & & & \\ & I & -\mathbf{R}_2 & & \\ & & \ddots & \ddots & \\ & & & I & -\mathbf{R}_{K-1} \\ & & & & I \end{pmatrix},$$

$$\mathbf{U}_D(K) = \text{diag}(\mathbf{U}_1, \mathbf{U}_2, \dots, \mathbf{U}_K),$$

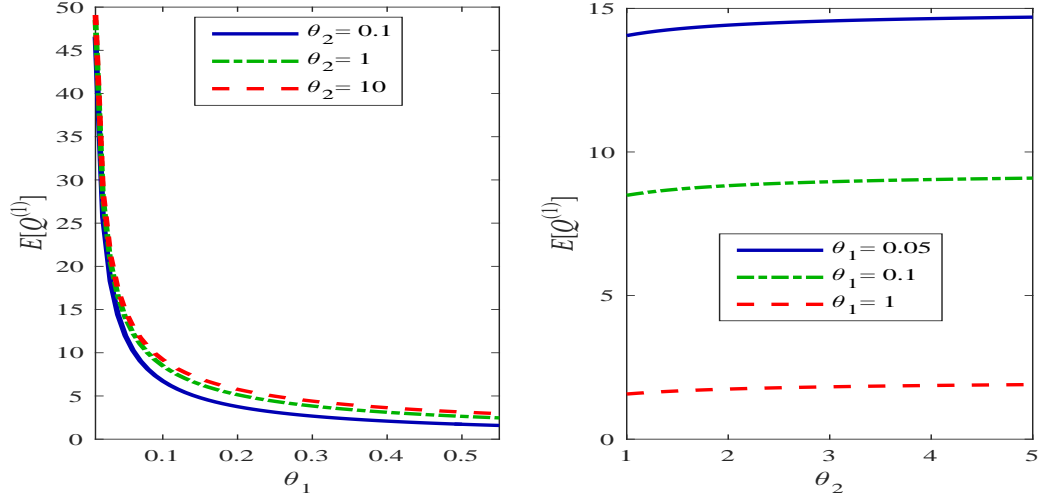


Figure 7: $E[Q^{(1)}]$ vs θ_1 and θ_2

$$I - \mathbf{G}_L(K) = \begin{pmatrix} I & & & & \\ -\mathbf{G}_2 & I & & & \\ & -\mathbf{G}_3 & I & & \\ & & \ddots & \ddots & \\ & & & -\mathbf{G}_K & I \end{pmatrix}.$$

Step 4: Compute the average sojourn time

$$E[W] = -\vec{\alpha}(K) [I - \mathbf{G}_L(K)]^{-1} [\mathbf{U}_D(K)]^{-1} [I - \mathbf{R}_U(K)]^{-1} \mathbf{e},$$

where

$$\vec{\alpha}(K) = (\pi_1, \pi_2, \dots, \pi_{K-1}, \pi_K).$$

Note that $\pi_{K+1}\mathbf{e} < \varepsilon$, since $\pi_{K+1}\mathbf{e} < \pi_{K+1}\mathbf{e} + \pi_{-(K+1)}\mathbf{e}$ and $\pi_{K+1}\mathbf{e} + \pi_{-(K+1)}\mathbf{e} < \varepsilon$, as guaranteed by **Algorithm one**.

Step 5: Output

Obtain the average sojourn time $E[W]$.

By using **Algorithm three**, we use some numerical examples to indicate how $E[W]$ depends on the two impatient rates θ_1 and θ_2 . Figure 10 indicates that, when $\theta_2 = 0.1, 1, 10$, $E[W]$ decreases as θ_1 increases for $\theta_1 \in [0.01, 0.55]$. Figure 11 shows that, when $\theta_1 = 0.05, 0.1, 1$, $E[W]$ increases as θ_2 increases for $\theta_2 \in [1, 5]$.

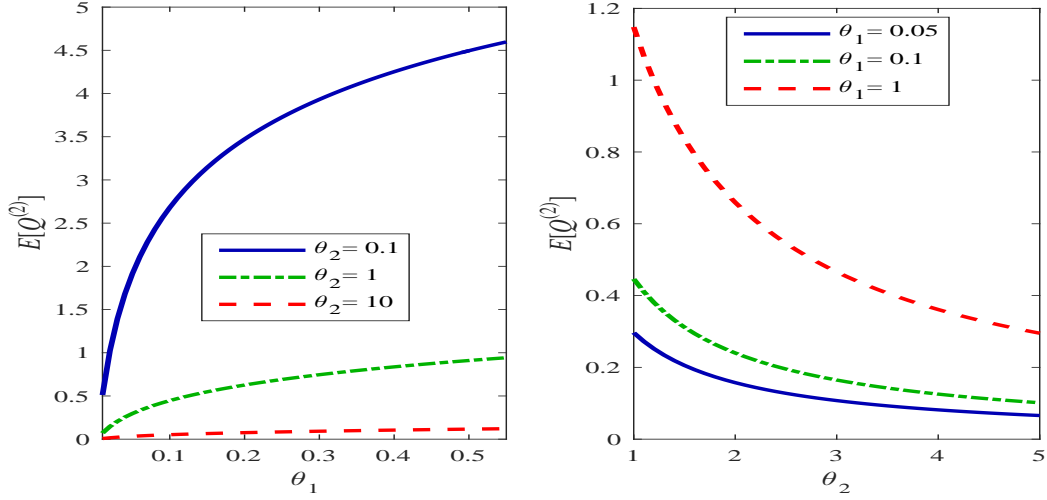


Figure 8: $E[Q^{(2)}]$ vs θ_1 and θ_2

7 Concluding Remarks

In this paper, we describe a double-ended queue with two MAP inputs and customers' impatient behaviors, and show that such a queue can be expressed as a new bilateral QBD process. Based on this finding, we provide a detailed analysis for the block-structured double-ended queue, including the system stability, the stationary probability vector, the sojourn time, and so forth. At the same time, we develop three effective algorithms for numerically computing performance measures of the double-ended queue, such as the probabilities of stationary queue lengths, the average stationary queue lengths, and the average sojourn time. Finally, we use some numerical examples to verify the correctness of our theoretical results, and indicate how the performance measures of this queue are influenced by key system parameters. We believe that the methodology and results proposed in this paper can be applicable to deal with more general matching queues that can be considered as some new bilateral block-structured Markov processes.

Along these lines, we will continue our future research on the following directions:

- Consider more general double-ended queues, for example, a double-ended queue with two BMAP inputs, a double-ended queue with a BMAP input and a renewal-process input, and a double-ended queue with matching ratio $m : n$.
- Develop more bilateral block-structured Markov processes, for example, bilateral Markov processes of GI/M/1 type, bilateral Markov processes of M/G/1 type, and so on.

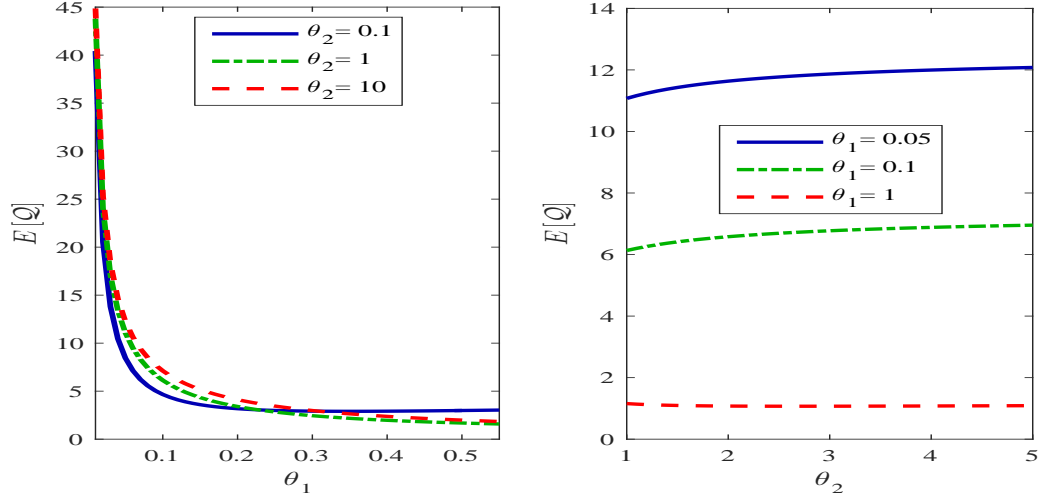


Figure 9: $E[Q]$ vs θ_1 and θ_2

- Develop effective algorithms for analyzing bilateral block-structured Markov processes and provide numerical analysis for more general matching systems in practice.
- Develop stochastic optimization and control, Markov decision processes and stochastic game theory in the study of double-ended queues. In this case, developing effective algorithms for dealing with the optimal and control issues in the matching queues.

Acknowledgements

Quan-Lin Li was supported by the National Natural Science Foundation of China under grants No. 71671158 and 71932002 and by the Natural Science Foundation of Hebei province under grant No. G2017203277.

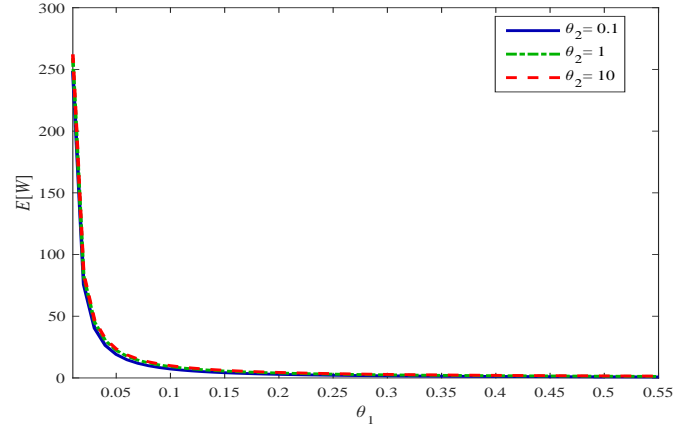


Figure 10: $E[W]$ vs θ_1

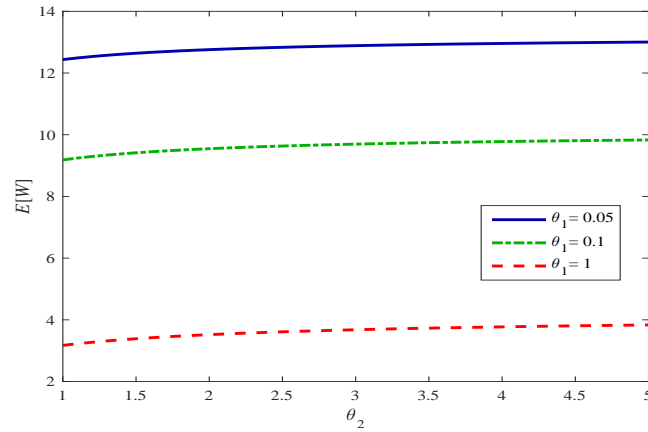


Figure 11: $E[W]$ vs θ_2

References

- [1] Afèche P, Diamant A, Milner J (2014) Double-sided batch queues with abandonment: Modeling crossing networks. *Operations Research* 62(5):1179-1201.
- [2] Axsäer S (2015). *Inventory Control*. Springer.
- [3] Azevedo EM, Weyl EG (2016) Matching markets in the digital age. *Science* 352(6289):1056-1057.
- [4] Baik H, Sherali HD, Trani AA (2002) Time-dependent network assignment strategy for taxiway routing at airports. *Transportation research record* 1788(1):70-75.

- [5] Banerjee S, Johari R (2019) Ride Sharing. In: *Sharing Economy*, Pages 73-97. Springer.
- [6] Benjaafar S, Hu M (2019). Operations Management in the Age of the Sharing Economy: What Is Old and What Is New? Forthcoming, *Manufacturing and Service Operations Management*.
- [7] Bhat UN (1970) A controlled transportation queueing process. *Management Science* 16(7):446-452.
- [8] Boxma OJ, David I, Perry D, Stadjé W (2011) A new look at organ transplantation models and double matching queues. *Probability in the Engineering and Informational Sciences* 25(2):135-155.
- [9] Braverman A, Dai JG, Liu X, Ying L (2019). Empty-car routing in ridesharing systems. *Operations Research* 67(5):1437-1452.
- [10] Bright L, Taylor PG (1995) Calculating the equilibrium distribution in level dependent quasi-birth-and-death processes. *Stochastic Models* 11(3):497-525.
- [11] Bright L, Taylor PG (1997) Equilibrium distributions for level-dependent quasi-birth-and-death processes. In: *Matrix-Analytic Methods in Stochastic Models*, Marcel Dekker, Pages 359–375.
- [12] Browne JJ, Kelly JJ, Le Bourgeois (1970) Maximum inventories in baggage claim: a double ended queueing system. *Transportation Science* 4(1):64-78.
- [13] Büke B, Chen H (2015) Stabilizing policies for probabilistic matching systems. *Queueing Systems* 80(1-2):35-69.
- [14] Büke B, Chen H (2017). Fluid and diffusion approximations of probabilistic matching systems. *Queueing Systems* 86(1-2):1-33.
- [15] Chakravarthy SR (2001) The batch Markovian arrival process: A review and future work. In: *Advances in probability theory and stochastic processes*, Vol. 1, Pages 21-49.
- [16] Cheng M (2016) Sharing economy: A review and agenda for future research. *International Journal of Hospitality Management* 57(1):60-70.
- [17] Conolly BW, Parthasarathy PR, Selvaraju N (2002) Double-ended queues with impatience. *Computers & Operations Research* 29(14):2053-2072.

- [18] Cordeiro JD, Kharoufeh JP (2010) Batch markovian arrival processes (BMAP). In: *Wiley Encyclopedia of Operations Research and Management Science*.
- [19] Di Crescenzo A, Giorno V, Kumar BK, Nobile AG (2012) A double-ended queue with catastrophes and repairs, and a jump-diffusion approximation. *Methodology and Computing in Applied Probability* 14(4):937-954.
- [20] Di Crescenzo A, Giorno V, Krishna Kumar B, Nobile A (2018) A time-non-homogeneous double-ended queue with failures and repairs and its continuous approximation. *Mathematics* 6(81):1-23.
- [21] Diamant A, Baron O (2019) Double-sided matching queues: Priority and impatient customers. *Operations Research Letters* 47(3):219-224.
- [22] Dobbie JM (1961) Letter to the editor—a doubled-ended queueing problem of Kendall. *Operations Research* 9(5):755–757.
- [23] Duenyas I, Keflis MF, Pollock SM (1997) Dynamic type mating. *Management Science*, 43(6), 751-763.
- [24] Elalouf A, Perlman Y, Yechiali U (2018). A double-ended queueing model for dynamic allocation of live organs based on a best-fit criterion. *Applied Mathematical Modelling* 60:179-191.
- [25] Giveen SM (1961) A taxicab problem considered as a double-ended queue. In: *Operations Research*, Vol. 9, B44.
- [26] Giveen SM (1963) A taxicab problem with time-dependent arrival rates. *SIAM Review* 5(2):119-127.
- [27] Gurvich I, Ward A (2014) On the dynamic control of matching queues. *Stochastic Systems* 4(2):479-523.
- [28] Hlynka M, Sheahan JN (1987) Controlling rates in a double queue. *Naval Research Logistics* 34(4):569-577.
- [29] Hopp WJ, Simon JT (1989) Bounds and heuristics for assembly-like queues. *Queueing systems* 4(2):137-155.

- [30] Hu M, Zhou Y (2015) Dynamic type matching. *Social Science Electronic Publishing*.
- [31] Jain HC (1962) A double-ended queueing system. *Defence Science Journal* 12(4):327-332.
- [32] Jain, M. (1995). A sample path analysis for Double Ended Queue with time dependent rates. *International J. Mgmt. & Syst.* 11(1):125-130.
- [33] Jain M (2000) $G^X/G^Y/1$ double ended queue: diffusion approximation. *Journal of Statistics and Management Systems* 3(2):193-203.
- [34] Kashyap BRK (1965) A double-ended queueing system with limited waiting space. *Proc. Nat. Inst. Sci. India* 31(6): 559-570.
- [35] Kashyap BRK (1966) The double-ended queue with bulk service and limited waiting space. *Operations Research* 14(5):822-834.
- [36] Kashyap BRK (1967) Further results for the double ended queue. *Metrika* 11(1):168-186.
- [37] Kendall DG (1951) Some problems in the theory of queues. *Journal of the Royal Statistical Society (Series B)* 13(2):151–185.
- [38] Kim WK, Yoon KP, Mendoza G, Sedaghat M (2010). Simulation model for extended double-ended queueing. *Computers & Industrial Engineering* 59(2):209-219.
- [39] Latouche G (1981) Queues with paired customers. *Journal of Applied Probability* 18(3): 684-696.
- [40] Lee C, Liu X, Liu Y, Zhang L (2019). Optimal control of a time-varying double-ended production queueing model. Available at SSRN 3367263.
- [41] Li QL (2010) *Constructive Computation in Stochastic Models with Applications: The RG-Factorizations*. Springer.
- [42] Li QL, Cao J (1996) Equilibrium behavior of the $MAP^X \oplus MAP^X / G^X / 1$ matched queueing system. In: *Proceedings of the 2nd International Symposium on Operations Research and Its Applications*, World Publishing Corporation, Pages 487-499.

- [43] Li QL, Cao J (2004) Two types of RG-factorizations of quasi-birth-and-death processes and their applications to stochastic integral functionals. *Stochastic Models* 20(3):299-340.
- [44] Li QL, Liu L (2004). An algorithmic approach for sensitivity analysis of perturbed quasi-birth-and-death processes. *Queueing Systems* 48(3-4):365-397.
- [45] Li QL, Zhao YQ (2004) The RG-factorizations in block-structured Markov renewal processes. In: *Observation, Theory And Modeling Of Atmospheric Variability*, World Scientific, Pages 545-568.
- [46] Liu X (2019) Diffusion approximations for double-ended queues with reneging in heavy traffic. *Queueing Systems* 91(1-2):49-87.
- [47] Liu X, Gong Q, Kulkarni VG (2014) Diffusion models for double-ended queues with renewal arrival processes. *Stochastic Systems* 5(1):1-61.
- [48] Lucantoni DM (1991) New results on the single server queue with a batch Markovian arrival process. *Statistics. Stochastic Models* 7(1):1-46.
- [49] Narayana S, Neuts MF (1992) The first two moment matrices of the counts for the Markovian arrival process. Communications in statistics. *Stochastic Models* 8(3):459-477.
- [50] Neuts MF (1979) A versatile Markovian point process. *Journal of Applied Probability* 16 ():764-79.
- [51] Neuts MF (1981). *Matrix-Geometric Solutions in Stochastic Models: An Algorithmic Approach*. Johns Hopkins University Press.
- [52] Neuts MF (1989). *Structural Stochastic Matrices of M/G/1 type and their applications*. Marcel Dekker.
- [53] Pandey MK, Gangeshwer DK (2018). Applications of the diffusion Approximation to hospital sector using $G_{\infty}/G_M/1$ double ended queue model. *Journal of Computer and Mathematical Sciences* 9(4):302-308.
- [54] Parthasarathy PR, Selvaraju N, Manimaran G (1999) A paired queueing system arising in multimedia synchronization. *Mathematical and Computer Modelling* 30(11-12):133-140.

- [55] Porteus EL (1990) Stochastic inventory theory. In: *Handbooks in Operations Research and Management Science*, Vol. 2, Pages 605-652.
- [56] Ramachandran S, Delen D (2005). Performance analysis of a kitting process in stochastic assembly systems. *Computers & Operations Research* 32(3):449-463.
- [57] Sasieni MW (1961) Double queues and impatient customers with an application to inventory theory. *Operations Research* 9(6):771-781.
- [58] Sharma OP, Nair NSK (1991) Transient behaviour of a double ended Markovian queue. *Stochastic Analysis and Applications* 9(1):71-83.
- [59] Shi Y, Lian Z (2016) Optimization and strategic behavior in a passenger-taxi service system. *European Journal of Operational Research* 249(3):1024-1032.
- [60] Som P, Wilhelm WE, Disney RL (1994) Kitting process in a stochastic assembly system. *Queueing Systems* 17(3-4):471-490.
- [61] Stanford DA, Lee JM, Chandok N, McAlister V (2014) A queuing model to address waiting time inconsistency in solid-organ transplantation. *Operations Research for Health Care* 3(1):40-45.
- [62] Steinmetz R (1990) Synchronization properties in multimedia systems. *IEEE Journal on selected areas in communications* 8(3):401-412.
- [63] Sutherland W, Jarrahi MH (2018) The sharing economy and digital platforms: A review and research agenda. *International Journal of Information Management* 43:328-341.
- [64] Takahashi M, Ōsawa H, Fujisawa T (2000) On a synchronization queue with two finite buffers. *Queueing Systems* 36(1-3):107-123.
- [65] Xu GH, He QM, Liu XS (1990) The matched queueing system with a double input. *Acta Mathematicae Applicatae Sinica* 13(1):40-48. (in Chinese)
- [66] Yuan XM (1992) Stationary behavior of the matched queueing system with double input. *Journal of Graduate school, Academia Sinica* 9(1):1-10. (in Chinese)
- [67] Zenios SA (1999) Modeling the transplant waiting list: A queueing model with renegeing. *Queueing systems* 31(3-4):239-251.

- [68] Zhang W, Honnappa H, Ukkusuri SV (2019) Modeling urban taxi services with e-hailings: A queueing network approach. Forthcoming, *Transportation Research Part C: Emerging Technologies*.