

The parametric instability in the inductively coupled plasma driven by the ponderomotive current.

V. V. Mikhailenko,^{1, a)} V. S. Mikhailenko,^{1, b)} and H. J. Lee^{2, c)}

¹⁾ *Plasma Research Center, Pusan National University, Busan 46241, South Korea.*

²⁾ *Department of Electrical Engineering, Pusan National University, Busan 46241, South Korea.*

The stability theory of the skin layer plasma of the inductive discharge is developed for the case when the electron quiver velocity in RF wave is of the order of or is larger than the electron thermal velocity. This theory is grounded on the methodology of the oscillating modes, which accounts for the oscillation motion of the electron component relative to the unmovable ions in the spatially inhomogeneous RF field of the skin layer. The theory predicts the existence the instability of the parametric type in a skin layer with the growth rate comparable with frequency. This instability stems from the coupled action of two effects caused by the electron-ion relative motion in RF field: occurrence of harmonics of the perturbed potential and their coupling due to the ponderomotive current. The instability exists in the finite interval of the ponderomotive current velocity and is absent in the uniform boundless plasma.

PACS numbers: 52.35.Qz

I. INTRODUCTION

The regime of the anomalous skin effect (or nonlocal regime)^{1,2} is typical for the low pressure inductive plasma sources employed in material processes applications³. It occurs when the frequency ω_0 of the operating electromagnetic (EM) wave is much above the electron-neutral collision frequency, but less than the electron plasma frequency. In this regime, the interaction of the EM field with electrons is governed by the electron thermal motion. For this reason, the EM wave absorption⁴, the formation of the anomalous skin layer near the plasma boundary¹, and the anomalous electron heating^{5,6} require the kinetic description which involves the well known mechanism of collisionless power dissipation - Landau damping. It stems from the resonant wave-electron interaction under condition that the electron thermal velocity v_{Te} is comparable with (or is larger) the EM phase velocity. The theory of the anomalous skin effect is developed as a rule, employing the linear approximation to the solution of the Vlasov equation for the electron distribution function. It is assumed in this theory that the equilibrium electron distribution function depends only on electron kinetic energy and does not involve the electron motion in the time dependent spatially inhomogeneous EM wave. This approximation is valid when the quiver velocity of electron in the EM wave is negligible in comparison with the electron thermal velocity.

It was found experimentally⁷⁻¹⁰ and analytically¹¹⁻¹⁵ that at the low driving frequency of an inductive discharge, at which RF Lorentz force acting on electrons becomes comparable to or larger than the RF electric

field force, the nonlinear effects in the skin layer becomes essential. The theoretical analysis¹¹⁻¹⁵ has shown that electron oscillatory motion in the inhomogeneous RF field in the skin layer leads to the ponderomotive force. This force is regarded as the responsible for the reduction of the steady state electron density distribution within the skin layer^{11,12} and for the formation of experimentally observed⁷⁻¹⁰ and analytically predicted¹³⁻¹⁵ second harmonics which was found⁷⁻¹⁰ to be much larger than the electric field on the fundamental frequency.

Our paper is devoted to the analytical investigations of the nonlinear processes in the skin layer in the case of high frequency of the operating EM wave for which the RF electric field force acting on electrons prevails over the RF Lorentz force. In this case, a situation can occur that the electron quiver velocity in a skin layer under the action of the electromagnetic wave approaches or is larger than the electron thermal velocity. Under such conditions it is reasonable to talk about free oscillations of a plasma particle under the action of the RF field (at least, in the zero approximation in the ratio of the collision frequency to the field frequency). The relative oscillatory motion of the electrons and ions in the RF field is a potential source of numerous instabilities of the parametric type (see, for example, Refs.¹⁶⁻¹⁹) with frequencies ω comparable with or less than the frequency ω_0 of the applied RF wave. It is clear that in such a situation an essentially nonlinear dependence of the plasma conductivity on the RF field as well as the anomalous absorption of the RF energy due to the development of the plasma turbulence and turbulent scattering of electrons arise. This is just the case which interest us in the present paper.

It is usually accepted in the theoretical investigations of the parametric instabilities excited by the strong RF wave in the unbounded uniform plasmas, that the approximation of the spatially homogeneous pump wave may suffice since the parametrically excited waves have the wave number much larger than the wave number of

^{a)}E-mail: vladimir@pusan.ac.kr

^{b)}E-mail: vsmikhailenko@pusan.ac.kr

^{c)}E-mail: haejune@pusan.ac.kr

the primary RF wave. The presence of the skin layer at the plasma boundary where RF wave decays into plasma requires the development of new approach to the theory of the instabilities of the parametric type in which the spatial inhomogeneity of the RF wave should be accounted for. This new kinetic approach, grounded on the methodology of the oscillating modes, is developed in this paper and is presented in Sec. II. We found that electrons in the skin layer experience the oscillating motion in EM field jointly with the uniformly accelerated motion under the action of the ponderomotive force which stems from the spatial inhomogeneity of the RF wave EM field. The basic equation for the perturbed electrostatic potential which determines the stability of the inductively coupled plasma against the development of the electrostatic instabilities in the skin layer is derived in Sec. III. The numerical solution of this equation is presented in Sec. IV. It reveals the instability which is the result of the coupled action of the oscillating and steady motion of the electrons relative to the ions. Conclusions are presented in Sec. V.

II. BASIC TRANSFORMATIONS AND GOVERNING EQUATIONS

We consider a model of a plasma occupying region $z \geq 0$. The RF antenna which launches the RF wave with frequency ω_0 is assumed to exist to the left of the plasma boundary $z = 0$. The electric, $\mathbf{E}_0(z, t)$, and magnetic, $\mathbf{B}_0(z, t)$, fields of a such RF wave, are directed along the plasma boundary and attenuate along z due to the skin effect. We assume that these fields are exponentially decaying with z , and sinusoidally varying with time,

$$\mathbf{E}_0(z, t) = E_{0y} e^{-\kappa z} \sin \omega_0 t \mathbf{e}_y, \quad (1)$$

and

$$\mathbf{B}_0(z, t) = E_{0y} \frac{c\kappa}{\omega_0} e^{-\kappa z} \cos \omega_0 t \mathbf{e}_x, \quad (2)$$

where \mathbf{E}_0 and \mathbf{B}_0 satisfy the Faradays law, $\partial E_0/\partial z = \partial B_0/c\partial t$. In this paper, we consider the effect of the relative motion of plasma species in the applied RF field on the development the short scale electrostatic perturbations in the skin layer with wavelength much less than the skin layer thickness. Our theory bases on the Vlasov equation for the velocity distribution function F_α of α species ($\alpha = e$ for electrons and $\alpha = i$ for ions),

$$\frac{\partial F_\alpha}{\partial t} + \mathbf{v} \cdot \frac{\partial F_\alpha}{\partial \mathbf{r}} + \frac{e_\alpha}{m_\alpha} \left(\mathbf{E}_0(z, t) + \frac{1}{c} [\mathbf{v} \times \mathbf{B}_0(z, t)] - \nabla \varphi(\mathbf{r}, t) \right) \frac{\partial F_\alpha}{\partial \mathbf{v}} = 0. \quad (3)$$

This equation contains the potential $\varphi(\mathbf{r}, t)$ of the electrostatic plasma perturbations which is determined by the Poisson equation

$$\Delta \varphi(\mathbf{r}, t) = -4\pi \sum_{\alpha=i,e} e_\alpha \int f_\alpha(\mathbf{v}, \mathbf{r}, t) d\mathbf{v}_\alpha, \quad (4)$$

where f_α is the perturbation of the equilibrium distribution function $F_{0\alpha}$, $F_\alpha = F_{0\alpha} + f_\alpha$. $F_{0\alpha}$ is a function of the canonic momentums $p_z = m_\alpha v_z$ and $p_y = m_\alpha v_y - \frac{e}{c} A_{0y}(z, t)$, which are the integrals of the Vlasov equation (3) without potential $\varphi(\mathbf{r}, t)$. It will be assumed to have a form

$$F_{\alpha 0}(v_y, v_z, z, t) = \frac{n_{0\alpha}}{2\pi v_{T\alpha}^2} \exp \left[-\frac{v_z^2}{2v_{T\alpha}^2} - \frac{1}{2v_{T\alpha}^2} \left(v_y - \frac{e}{cm_\alpha} A_{0y}(z, t) \right)^2 \right], \quad (5)$$

where the electromagnetic potential $A_{0y}(z, t)$ for the EM field (1) and (2) is equal to^{11,12}

$$\mathbf{A}_{0y}(z, t) = \frac{c\mathbf{E}_{0y}}{\omega_0} e^{-\kappa z} \cos \omega_0 t. \quad (6)$$

The kinetic theory of the plasma stability with the time dependence of the $F_{\alpha 0}$ caused by the strong spatially homogeneous oscillating RF electric field $\mathbf{E}_0(t) = E_{0y} \sin \omega_0 t \mathbf{e}_y$ was developed^{16,17} by employing the transformation $\mathbf{v} = \mathbf{v}_\alpha + \mathbf{V}_{\alpha 0}(t)$ of the velocity \mathbf{v} in the Vlasov equations for ions and electrons to velocity \mathbf{v}_α determined in the frame of references which oscillates with velocity $\mathbf{V}_{\alpha 0}(t)$ of particles of species α in velocity space, leaving unchanged the position coordinates. With new velocity \mathbf{v}_α the explicit time dependence which stems from the RF field is excluded from the Vlasov equation. In this paper we employ more general transformation of the velocity and position coordinates to the convected-oscillating frame of references determined by the relations

$$\begin{aligned} \mathbf{v}_\alpha &= \mathbf{v} - \mathbf{V}_\alpha(\mathbf{r}, t), \\ \mathbf{r}_\alpha &= \mathbf{r} - \mathbf{R}_\alpha(\mathbf{r}, t) = \mathbf{r} - \int_{t_0}^t \mathbf{V}_\alpha(\mathbf{r}, t_1) dt_1. \end{aligned} \quad (7)$$

This transformation was decisive in the development of the parametric weak turbulence theory¹⁸, and the theory of the stability and turbulence of plasma in RF wave with finite wavelength²⁰ and admits the solution of the Vlasov equation in the case of the oscillating spatially inhomogeneous RF field. The transformation of Eq. (3) for F_e to velocity \mathbf{v}_e and coordinate \mathbf{r}_e variables determined by Eq. (7) transforms Eq. (3) to the form

$$\begin{aligned} & \frac{\partial F_e(\mathbf{v}_e, \mathbf{r}_e, t)}{\partial t} + \mathbf{v}_e \cdot \frac{\partial F_e}{\partial \mathbf{r}_e} - v_{ej} \int_{t_0}^t \frac{\partial V_{ek}(\mathbf{r}, t_1)}{\partial r_j} dt_1 \frac{\partial F_e}{\partial r_{ek}} \\ & - v_{ej} \frac{\partial V_{ek}}{\partial r_j} \frac{\partial F_e}{\partial v_{ek}} - V_{ej}(\mathbf{r}, t) \int_{t_0}^t \frac{\partial V_{ek}(\mathbf{r}, t_1)}{\partial r_j} dt_1 \frac{\partial F_e}{\partial r_{ek}} \\ & + \frac{e}{m_e} \left(\nabla \varphi(\mathbf{r}, t) \frac{\partial F_e}{\partial \mathbf{v}_e} - \frac{1}{c} [\mathbf{v}_e \times \mathbf{B}_0(z, t)] \right) \frac{\partial F_e}{\partial \mathbf{v}_e} \\ & - \left\{ \frac{\partial V_{ej}(\mathbf{r}, t)}{\partial t} + V_{ek}(\mathbf{r}, t) \frac{\partial V_{ej}(\mathbf{r}, t)}{\partial r_k} \right\} \end{aligned}$$

$$\begin{aligned}
& + \frac{e}{m_e} \left(\mathbf{E}_{0y}(z, t) + \frac{1}{c} \left[\mathbf{V}_e(\mathbf{r}, t) \times \mathbf{B}_0(z, t) \right]_j \right) \Bigg\} \\
& \times \frac{\partial F_e(\mathbf{v}_e, \mathbf{r}_e, t)}{\partial v_{ej}} = 0. \quad (8)
\end{aligned}$$

In the approximation of the spatially uniform RF field (i. e. for $\kappa = 0$ in our case), the time dependent RF electric field is excluded from Eq. (8) for the velocity \mathbf{V}_e for which the expression in brackets vanishes. In the case of the spatially inhomogeneous RF fields, this selection of the velocity \mathbf{V}_e provides the derivation of the solution for F_e in the form of power series in the small parameter $\kappa \delta r_e \ll 1$, where δr_e is the amplitude of the displacement of electron in the RF field. For RF fields (1) and (2) this velocity is determined by the equations

$$\begin{aligned}
& \frac{\partial V_{ey}(z, t)}{\partial t} + V_{ez}(z, t) \frac{\partial V_{ey}(z, t)}{\partial z} \\
& = - \frac{e}{m_e} \left(E_{0y}(z, t) + \frac{1}{c} V_{ez}(z, t) B_{0x}(z, t) \right), \quad (9)
\end{aligned}$$

$$\begin{aligned}
& \frac{\partial V_{ez}(z, t)}{\partial t} + V_{ez}(z, t) \frac{\partial V_{ez}(z, t)}{\partial z} \\
& = \frac{e}{m_e c} V_{ey}(z, t) B_{0x}(z, t). \quad (10)
\end{aligned}$$

With new variables z_e, t' , determined by the relations²¹

$$z = z_e + \int_0^{t'} V_{ez}(z_e, t'_1) dt'_1, \quad t = t', \quad (11)$$

Eqs. (9) and (10) becomes

$$\begin{aligned}
& \frac{\partial V_{ey}(z_e, t')}{\partial t'} = - \frac{e E_{0y}}{m_e} e^{-\kappa \left(z_e + \int_0^{t'} V_{ez}(z_e, t'_1) dt'_1 \right)} \\
& \times \left(\sin \omega_0 t' + \frac{\kappa V_{ez}(z_e, t')}{\omega_0} \cos \omega_0 t' \right), \quad (12)
\end{aligned}$$

$$\begin{aligned}
& \frac{\partial V_{ez}(z_e, t')}{\partial t'} = \kappa \xi_{e0} e^{-\kappa \left(z_e + \int_0^{t'} V_{ez}(z_e, t'_1) dt'_1 \right)} \\
& \times \omega_0 V_{ey}(z_e, t') \cos \omega_0 t', \quad (13)
\end{aligned}$$

where

$$\xi_{e0} = \frac{e E_{0y}}{m_e \omega_0^2} \quad (14)$$

is the amplitude of the displacement of an electron along the coordinate y at $z_e = 0$. For the collisionless plasma $\text{Re } \kappa^{-1} = L_s$ is the skin depth for the anomalous skin effect,

$$L_s = \left(\frac{v_{Te} c^2}{\sqrt{\pi} \omega_0 \omega_{pe}^2} \right)^{1/3}. \quad (15)$$

We will find the solutions for $V_{ey}(z_e, t)$ and $V_{ez}(z_e, t)$ in the form of the power series in the parameter $\kappa \xi_{e0} \ll 1$. In this paper, we consider the case of the high frequency

RF wave for which the RF electric field force acting on electrons in the skin layer prevails over the RF Lorentz force. The procedure of the solution of system (12), (13) for the case of the low frequency RF wave, for which the RF Lorentz force dominates over the RF electric field force, is different and will be considered in the separate paper. It follows from Eq. (13) that V_{ez} is constant in zero-order approximation and without loss of the generality we put it to be equal to zero. In this approximation, we obtain from Eq. (12) the equation for V_{ey} ,

$$\frac{\partial V_{ey}(z_e, t)}{\partial t} = - \frac{e E_{0y}(z_e)}{m_e} \sin \omega_0 t, \quad (16)$$

with solution

$$\begin{aligned}
V_{ey}(z_e, t) & = \frac{e E_{0y}(z_e)}{m_e \omega_0} \cos \omega_0 t \\
& = \frac{e}{c m_\alpha} A_{0y}(z_e, t), \quad (17)
\end{aligned}$$

where $E_{0y}(z_e) = E_{0y} e^{-\kappa z_e}$ is the local value of the amplitude of the \mathbf{E}_{0y} field.

In the first order in $\kappa \xi_{e0}$, we find from Eq. (13) the equation for V_{ez} ,

$$\begin{aligned}
& \frac{\partial V_{ez}(z_e, t)}{\partial t} = \frac{e \kappa E_{0y}(z_e)}{m_e \omega_0} V_{ey}(z_e, t) \cos \omega_0 t \\
& = \kappa \frac{e}{m_e} \xi_e E_{0y}(z_e) \cos^2 \omega_0 t, \quad (18)
\end{aligned}$$

where

$$\xi_e = \xi_e(z_e) = \xi_{e0} e^{-\kappa z_e} \quad (19)$$

is the amplitude of the local displacement of electron along the coordinate y at z_e . Equation (18) is similar to the equation of the electron motion under the action of the ponderomotive force²² with solution

$$\begin{aligned}
V_{ez}(z_e, t) & = \kappa \xi_e \frac{e}{2 m_e} E_{0y}(z_e) t \\
& + \frac{1}{4} \kappa \xi_e \frac{e}{m_e \omega_0} E_{0y}(z_e) \sin 2 \omega_0 t. \quad (20)
\end{aligned}$$

With velocity \mathbf{V}_e determined above, the Vlasov equation (8) becomes

$$\begin{aligned}
& \frac{\partial F_e(\mathbf{v}_e, \mathbf{r}_e, t)}{\partial t} + \mathbf{v}_e \frac{\partial F_e}{\partial \mathbf{r}_e} + \frac{e}{m_e} \nabla \varphi(\mathbf{r}_e, t) \frac{\partial F_e}{\partial \mathbf{v}_e} \\
& + \kappa \xi_e v_{ez} \sin \omega_0 t \frac{\partial F_e}{\partial y_e} \\
& + \kappa \xi_e v_{ey} \omega_0 \cos \omega_0 t \frac{\partial F_e}{\partial v_{ez}} = 0. \quad (21)
\end{aligned}$$

Equation (21) and the Vlasov equation for ions jointly with the Poisson equation (4) for the potential $\varphi(\mathbf{r}_e, t)$ compose basic system of equations. It is important to note, that the spatial inhomogeneity and time dependence in the zero order in $\kappa \xi_e$ is excluded from the Maxwellian distribution (5) in convective coordinates with velocity V_{ey} determined by Eq. (17). At the same

time, the transition from v_z to v_{ez} introduces spatial inhomogeneity and time dependence of the first order in $\kappa\xi_e$ to F_{e0} . Therefore, the solution of the Vlasov equation (21) for $F_{e0}(v_{ez}, v_{ey}, z_e, t)$ may be presented in the form of power series in $\kappa\xi_e \ll 1$,

$$F_{e0}(v_{ez}, v_{ey}, z_e, t) = F_{e0}^{(0)}(v_{ez}, v_{ey}) + F_{e0}^{(1)}(v_{ez}, v_{ey}, z_e, t), \quad (22)$$

where

$$F_{e0}^{(0)}(v_{ez}, v_{ey}) = \frac{n_{0e}}{2\pi v_{Te}^2} \exp\left[-\frac{v_{ez}^2}{2v_{Te}^2} - \frac{v_{ey}^2}{2v_{Te}^2}\right]. \quad (23)$$

With expansion (22) the spatial inhomogeneity and time dependence of $F_{e0}(v_{ez}, v_{ey}, z_e, t)$ in the convective coordinates is determined by $F_{e0}^{(1)}$, which is the solution of Eq. (21) with $\varphi(\mathbf{v}_e, \mathbf{r}_e, t) = 0$,

$$\begin{aligned} & \frac{\partial F_{e0}^{(1)}}{\partial t} + v_{ez} \frac{\partial F_{e0}^{(1)}}{\partial z_e} \\ &= -\kappa\xi_e \omega_0 \frac{v_{ey}}{2} (e^{-i\omega_0 t} + e^{i\omega_0 t}) \frac{\partial F_{e0}^{(0)}}{\partial v_{ez}}. \end{aligned} \quad (24)$$

With new characteristic variable $z'_e = z_e - v_{ez}t$, the derivative over z_e is excluded from Eq. (24) and the solution to Eq. (24) becomes

$$\begin{aligned} F_{e0}^{(1)}(\mathbf{v}_e, z'_e, t) &= -\kappa\xi_e \frac{v_{ey}}{2} \omega_0 \frac{\partial F_{e0}^{(0)}}{\partial v_{ez}} \\ &\times \left(\frac{e^{i\omega_0 t}}{i\omega_0 - \kappa v_{ez}} - \frac{e^{-i\omega_0 t}}{i\omega_0 + \kappa v_{ez}} \right) + \Psi(v_{ez}, v_{ey}). \end{aligned} \quad (25)$$

The function $\Psi(v_{ez}, v_{ey})$ is determined by employing simple boundary conditions⁴ determined for different values of coordinate z_e . The first condition is applied at $z_e = \infty$ for the electrons moving from $z_e = \infty$ toward plasma boundary $z_e = 0$, i. e. for electrons with velocity $v_{ez} < 0$. Because the electric field $E_{0y}(z_e)$ vanishes at $z_e = \infty$, the boundary condition $F_{e0}^{(1)}(\mathbf{v}_e, z' \rightarrow +\infty, t) = 0$ determines $\Psi(v_{ez} < 0, v_{ey}) = 0$ and

$$\begin{aligned} F_{e0}^{(1)}(v_{ey}, v_{ez} < 0, z'_e, t) &= -\kappa\xi_e \omega_0 \frac{v_{ey}}{2} \frac{\partial F_{e0}^{(0)}}{\partial v_{ez}} \\ &\times \left(\frac{e^{i\omega_0 t}}{i\omega_0 - \kappa v_{ez}} - \frac{e^{-i\omega_0 t}}{i\omega_0 + \kappa v_{ez}} \right). \end{aligned} \quad (26)$$

The second boundary condition is the condition of the specular reflection of electrons at the plasma boundary $z = 0$,

$$\begin{aligned} & F_{e0}^{(1)}(v_{ey}, v_{ez} < 0, z = 0, t) \\ &= F_{e0}^{(1)}(v_{ey}, v_{ez} > 0, z = 0, t). \end{aligned} \quad (27)$$

This condition determines the solution for electron distribution function $F_{e0}^{(1)}(v_{ey}, v_{ez} > 0, z'_e, t)$ in a form

$$F_{e0}^{(1)}(v_{ey}, v_{ez} > 0, z'_e, t) = -\kappa\omega_0 \frac{v_{ey}}{2} \frac{\partial F_{e0}^{(0)}}{\partial v_{ez}}$$

$$\begin{aligned} & \times \left[\xi_e \left(\frac{e^{i\omega_0 t}}{i\omega_0 - \kappa v_{ez}} - \frac{e^{-i\omega_0 t}}{i\omega_0 + \kappa v_{ez}} \right) e^{-\kappa v_{ez} t} \right. \\ & \left. + \frac{4\kappa\xi_e v_{ez}}{\omega_0^2 + \kappa^2 v_{ez}^2} \cos \omega_0 t \right]. \end{aligned} \quad (28)$$

With the equilibrium distribution function F_{e0} , determined by Eq. (22), the Vlasov equation (21) for the function f_e becomes

$$\begin{aligned} & \frac{\partial f_e(\mathbf{v}_e, \mathbf{r}_e, t)}{\partial t} + \mathbf{v}_e \frac{\partial f_e}{\partial \mathbf{r}_e} + \kappa\xi_e v_{ez} \sin \omega_0 t \frac{\partial f_e}{\partial y_e} \\ & + \kappa\xi_e v_{ey} \omega_0 \cos \omega_0 t \frac{\partial f_e}{\partial v_{ez}} + \frac{e}{m_e} \nabla \varphi(\mathbf{r}_e, t) \\ & \times \frac{\partial}{\partial \mathbf{v}_e} \left(F_{e0}^{(0)} + F_{e0}^{(1)}(v_{ez}, v_{ey}, z_e, t) \right) = 0, \end{aligned} \quad (29)$$

which contains the electrostatic potential $\varphi(\mathbf{r}_e, t)$ of the self-consistent respond of a plasma on the RF wave. The solution to Eq. (29) may be found in the form of power series in $\kappa\xi_e \ll 1$. In this paper, we obtain the solution to Eq. (29) for f_e and f_i in the zero order in $\kappa\xi_e$ and use them in the Poisson equation for the potential $\varphi(\mathbf{r}_e, t)$. On this way, we obtain the basic equations of the theory of the parametric instabilities which may be developed in the inductively coupled plasma.

III. ELECTRON OSCILLATING MODE

In the zero order in $\kappa\xi_e$, the equilibrium distribution functions $F_{e0,i0}$ in the convective coordinates are determined by the spatially inhomogeneous functions $F_{e0,i0}^{(0)}(\mathbf{v}_e, \mathbf{r}_e, t)$, and the Vlasov equation (29) for $f_e(\mathbf{v}_e, \mathbf{r}_e, t)$ and similar equation for $f_i(\mathbf{v}_i, \mathbf{r}_i, t)$ do not contain the RF electric field in their convective-oscillating frames. Therefore equations for f_i and f_e will be the same as for the plasma without RF field,

$$\frac{\partial f_i}{\partial t} + \mathbf{v}_i \frac{\partial f_i}{\partial \mathbf{r}_i} - \frac{e_i}{m_i} \nabla \varphi_i(\mathbf{r}_i, t) \frac{\partial F_{i0}}{\partial \mathbf{v}_i} = 0, \quad (30)$$

$$\frac{\partial f_e}{\partial t} + \mathbf{v}_e \frac{\partial f_e}{\partial \mathbf{r}_e} - \frac{e}{m_e} \nabla \varphi_e(\mathbf{r}_e, t) \frac{\partial F_{e0}}{\partial \mathbf{v}_e} = 0. \quad (31)$$

The solution of the linearised equations for f_i Fourier transformed over \mathbf{r}_i is

$$\begin{aligned} f_i(\mathbf{v}_i, \mathbf{k}_i, t) &= i \frac{e_i}{m_i} \mathbf{k}_i \frac{\partial F_{i0}}{\partial \mathbf{v}_i} \int_0^t dt_1 \varphi_i(\mathbf{k}_i, t_1) \\ &\times e^{-i\mathbf{k}_i \mathbf{v}_i (t-t_1)}, \end{aligned} \quad (32)$$

where $\varphi_i(\mathbf{k}_i, t_1)$ is the Fourier transform of the potential $\varphi_i(\mathbf{r}_i, t_1)$ over \mathbf{r}_i ,

$$\varphi_i(\mathbf{k}_i, t_1) = \frac{1}{(2\pi)^3} \int d\mathbf{r}_i \varphi_i(\mathbf{r}_i, t_1) e^{-i\mathbf{k}_i \mathbf{r}_i}. \quad (33)$$

The ion density perturbation $n_i(\mathbf{k}_i, t)$ Fourier transformed over \mathbf{r}_i with the conjugate wave vector \mathbf{k}_i is

$$n_i(\mathbf{k}_i, t) = \int f_i(\mathbf{v}_i, \mathbf{k}_i, t) d\mathbf{v}_i = i \frac{e_i}{m_i} \mathbf{k}_i \times \int d\mathbf{v}_i \frac{\partial F_{i0}}{\partial \mathbf{v}_i} \int_0^t dt_1 \varphi_i(\mathbf{k}_i, t_1) e^{-i\mathbf{k}_i \cdot \mathbf{v}_i(t-t_1)}. \quad (34)$$

The Fourier transform $n_e(\mathbf{k}_e, t)$ of the electron density perturbation performed in the electron frame is given by equation

$$n_e(\mathbf{k}_e, t) = \int f_e(\mathbf{v}_e, \mathbf{k}_e, t) d\mathbf{v}_e = i \frac{e}{m_e} \mathbf{k}_e \times \int d\mathbf{v}_e \frac{\partial F_{e0}}{\partial \mathbf{v}_e} \int_0^t dt_1 \varphi_e(\mathbf{k}_e, t_1) e^{-i\mathbf{k}_e \cdot \mathbf{v}_e(t-t_1)}. \quad (35)$$

which is the same as Eq. (34) for $n_i(\mathbf{k}_i, t)$ with changing ion on electron subscripts.

The perturbations of the ion, (34), and electron, (35), density are used in the Poisson equation (4) which may be the equation for $\varphi_i(\mathbf{k}_i, t_1)$ by the Fourier transform of Eq. (4) over \mathbf{r}_i ,

$$k_i^2 \varphi_i(\mathbf{k}_i, t) = 4\pi e (n_i(\mathbf{k}_i, t) - \int d\mathbf{r}_i n_e(\mathbf{r}_e, t) e^{-i\mathbf{k}_i \cdot \mathbf{r}_i}), \quad (36)$$

or as the equation for $\varphi_e(\mathbf{k}_e, t)$ by the Fourier transform of Eq. (4) over \mathbf{r}_e . For the deriving the Poisson equation for $\varphi_i(\mathbf{k}_i, t)$ the Fourier transforms $n_e^{(i)}(\mathbf{k}_i, t)$ and $\varphi_e^{(i)}(\mathbf{k}_i, t)$ of $n_e(\mathbf{r}_e, t)$ and $\varphi_e(\mathbf{r}_e, t)$ over \mathbf{r}_i should be determined. Using Eq. (7), which determines the relations among the coordinates in the laboratory, ion and electron frames, we find that the electron density perturbation $n_e(\mathbf{r}_e, t)$ Fourier transformed over \mathbf{r}_i is

$$n_e^{(i)}(\mathbf{k}_i, t) = \int d\mathbf{r}_i n_e(\mathbf{r}_e, t) e^{-i\mathbf{k}_i \cdot \mathbf{r}_i} = \int d\mathbf{r}_e n_e(\mathbf{r}_e, t) \times \exp\left(-i\mathbf{k}_i \cdot \mathbf{r}_e - ik_{iy} \int dt_1 (V_{ey}(t_1) - V_{iy}(t_1)) - ik_{iz} \int dt_1 (V_{ez}(t_1) - V_{iz}(t_1))\right), \quad (37)$$

where velocities $V_{ey}(t_1)$ and $V_{ez}(t_1)$ are determined by Eqs. (17) and (20). The velocities $V_{iy}(t_1)$ and $V_{iz}(t_1)$, which are determined by the same Eqs. (17) and (20) with subscript i instead of e , are in m_i/m_e times less than V_{ey} and V_{ez} and are neglected in what follows. One comment should be made concerning the uniformly accelerated part of the velocity $V_{ez}(t)$, resulted from the action of the ponderomotive force on electrons. It is clear that velocity $V_{ez}(t)$ can't grow infinitely. After the development of the parametric instabilities, we must take into account the deceleration of the electrons due to their scattering by the turbulent electric fields powered by the

parametric instabilities. In the steady state, determined by the relation

$$\kappa \xi_e \frac{eE_{0y}}{2m_e} - \nu_{eff} U_{0z} = 0, \quad (38)$$

where ν_{eff} is the 'effective collision frequency' of the electrons with plasma turbulence, the $V_{ez}(t)$ velocity at time $t \gg \nu_{eff}^{-1}$ is determined by the relation

$$V_{ez}(t) = U_{0z} + \frac{1}{4} \kappa \xi_e \frac{eE_{0y}}{m_e \omega_0} \sin 2\omega_0 t. \quad (39)$$

With velocities $V_{ey}(t)$ and $V_{ez}(t)$ determined by Eqs. (17) and (39) relation (37) becomes

$$n_e^{(i)}(\mathbf{k}_i, t) = n_e^{(e)}(\mathbf{k}_i, t) \exp\left(-ik_{iy} \xi_e \sin \omega_0 t - ik_{iz} U_{ez} t + ik_{iz} \eta_e \cos 2\omega_0 t\right) = \sum_{n=-\infty}^{\infty} \sum_{m=-\infty}^{\infty} J_n(k_{iy} \xi_e) J_m(k_{iz} \eta_e) \times e^{i(n+2m)\omega_0 t - ik_{iz} U_{ez} t + i \frac{m\pi}{2}} n_e^{(e)}(\mathbf{k}_i, t), \quad (40)$$

where ξ_e is determined by Eq. (19) and

$$\eta_e = \eta_e(z_e) = \frac{1}{8} \kappa \xi_e^2(z_e) \quad (41)$$

is the amplitude of the electron displacement in the RF electric field along coordinate z_e . In Eq. (40), $J_m(x)$ is first kind Bessel function of order m and the relations

$$e^{ik_{iy} \xi_e \sin \omega_0 t} = \sum_{n=-\infty}^{\infty} J_n(k_{iy} \xi_e) e^{in\omega_0 t}, \quad (42)$$

$$e^{ik_{iz} \eta_e \cos 2\omega_0 t} = \sum_{m=-\infty}^{\infty} J_m(k_{iz} \eta_e) e^{im(2\omega_0 t + \frac{\pi}{2})} \quad (43)$$

were used. It follows from Eq. (40) that the perturbation of the electron density $n_e^{(e)}(\mathbf{k}_i) e^{-i\omega t}$, determined in the oscillating electron frame – the electron oscillating mode, is detected in the laboratory (ion) frame as the sum of this mode with infinite number of the harmonics, $\sim e^{-i(\omega - (n+2m)\omega_0 - k_{iz} U_{ez})t}$ with Doppler shifted frequency.

The relation between the Fourier transform $\varphi_e(\mathbf{k}_e, t)$ of the potential $\varphi_e(\mathbf{r}_e, t)$ over \mathbf{r}_e , involved in the expression for $n_e(\mathbf{r}_e, t)$, and the Fourier transform $\varphi_i(\mathbf{k}_i, t)$ of the potential $\varphi_e(\mathbf{r}_i, t)$ over \mathbf{r}_i , when it is used in $n_e^{(i)}(\mathbf{k}_i, t)$, is derived similar and is determined by the relation

$$\varphi_e^{(e)}(\mathbf{k}_e, t_1) = \exp\left(ik_{iy} \xi_e \sin \omega_0 t_1 + ik_{iz} U_{ez} t_1 - ik_{iz} \eta_e \cos 2\omega_0 t_1\right) \varphi_i(\mathbf{k}_i, t_1), \quad (44)$$

which follows from the identity $\varphi_e(\mathbf{r}_e, t_1) = \varphi_i(\mathbf{r}_i, t_1)$, and relation (40). In Eq. (44), we employ the local approximation for the electric field E_{0y} : because of the small amplitude of the electron oscillation in RF field

along coordinate z_e , E_{0y} means the local value $E_{0y}e^{-\kappa z_e}$ of the weakly inhomogeneous electric field E_y .

With Eqs. (40) and (44) employed in Eq. (39) for $n_e^{(i)}(\mathbf{r}_i, t)$ the Poisson equation (36), Fourier transformed over time, gives the equation

$$\begin{aligned} & (1 + \varepsilon_i(\mathbf{k}_i, \omega)) \varphi_i(\mathbf{k}_i, \omega) \\ & + \sum_{n=-\infty}^{\infty} \sum_{p=-\infty}^{\infty} \sum_{r=-\infty}^{\infty} \sum_{q=-\infty}^{\infty} J_{n-2r}(k_{iy}\xi_e) \\ & \times J_{n-2r-q+p}(k_{iy}\xi_e) J_r(k_{iz}\eta_e) J_{r-q}(k_{iz}\eta_e) \\ & \times e^{i\frac{\pi q}{2}} \varepsilon_e(\mathbf{k}_i, \omega - k_{iz}U_{ez} - n\omega_0) \\ & \times \varphi_i(\mathbf{k}_i, \omega + p\omega_0) = 0, \end{aligned} \quad (45)$$

which determines the evolution of the electrostatic potential $\varphi_i(\mathbf{k}_i, \omega)$ in the skin layer of an inductively coupled plasma. In Equation (45), $\varepsilon_{i,e}(\mathbf{k}_i, \omega)$ is the ion (electron) dielectric permittivity. For the Maxwellian distribution $F_{0\alpha}(\mathbf{v}_\alpha)$,

$$F_{0\alpha}(\mathbf{v}_\alpha) = \frac{n_0}{(2\pi v_{T\alpha}^2)^{3/2}} \exp\left(-\frac{v_\alpha^2}{2v_{T\alpha}^2}\right), \quad (46)$$

dielectric permittivity ε_α ($\alpha = i, e$) is equal to

$$\varepsilon_\alpha(\mathbf{k}_i, \omega) = \frac{1}{k_i^2 \lambda_{D\alpha}^2} (1 + i\sqrt{\pi} z_\alpha W(z_\alpha)), \quad (47)$$

where $\lambda_{D\alpha}$ is the Debye radius, $z_\alpha = \omega/\sqrt{2}k_i v_{T\alpha}$, $W(z) = e^{-z^2} \left(1 + (2i/\sqrt{\pi}) \int_0^z e^{t^2} dt\right)$ is the the complex error function.

IV. THE PARAMETRIC INSTABILITY OF THE SKIN LAYER DRIVEN BY THE PONDEROMOTIVE CURRENT

For numerical solution of Eq. (45) we present this equation in a form of the infinite system of equations for the fundamental mode $\varphi_i(\mathbf{k}_i, \omega)$ and harmonics $\varphi_i(\mathbf{k}_i, \omega - m\omega_0)$. By replacing ω on $\omega - m\omega_0$ in Eq. (45), where m is an integer, we find

$$\begin{aligned} & (1 + \varepsilon_i(\mathbf{k}_i, \omega - m\omega_0)) \varphi_i(\mathbf{k}_i, \omega - m\omega_0) \\ & + \sum_{r=-\infty}^{\infty} \sum_{n=-\infty}^{\infty} \sum_{t=-\infty}^{\infty} \sum_{q=-\infty}^{\infty} J_{r+m+2t}(k_{iy}\xi_e) \\ & \times J_{r+2t+q+n}(k_{iy}\xi_e) J_t(k_{iz}\eta_e) J_{t-q}(k_{iz}\eta_e) \\ & \times (-1)^{m+n-q} e^{i\frac{\pi q}{2}} \varepsilon_e(\mathbf{k}_i, \omega - k_{iz}U_{ez} + r\omega_0) \\ & \times \varphi_i(\mathbf{k}_i, \omega - n\omega_0) = 0. \end{aligned} \quad (48)$$

Eq. (48) forms the infinite system of equations

$$\sum_{n=-\infty}^{\infty} a_{mn} \varphi_i(\mathbf{k}_i, \omega - n\omega_0) = 0, \quad (49)$$

where n and m are integer numbers and the coefficients a_{mn} are determined by relation

$$\begin{aligned} a_{mn} & = \delta_{mn} + (1 + \varepsilon_i(\mathbf{k}_i, \omega - m\omega_0))^{-1} \\ & \times \sum_{r=-\infty}^{\infty} \sum_{t=-\infty}^{\infty} \sum_{q=-\infty}^{\infty} e^{i(m+n-\frac{q}{2})\pi} \\ & \times J_{r+m+2t}(k_{iy}\xi_e) J_{r+2t+q+n}(k_{iy}\xi_e) J_t(k_{iz}\eta_e) \\ & \times J_{t-q}(k_{iz}\eta_e) \varepsilon_e(\mathbf{k}_i, \omega - k_{iz}U_{ez} + r\omega_0). \end{aligned} \quad (50)$$

The equality to zero of the determinant of this homogeneous system,

$$\det \| a_{mn} \| = 0, \quad (51)$$

gives the dispersion equation for system (49). Below we present the numerical solution of this dispersion equation for system (49) limited by three equations: for the potential $\varphi_i(\mathbf{k}_i, \omega)$ and its harmonics $\varphi_i(\mathbf{k}_i, \omega - \omega_0)$ and $\varphi_i(\mathbf{k}_i, \omega + \omega_0)$, i. e. for $m = 0, \pm 1$ and $n = 0, \pm 1$. The summation indexes r, t, q in coefficients a_{mn} were limited by the interval $[-10, 10]$. In the numerical solution of Eq. (51) we use the normalized frequencies $\hat{\omega} = \omega/\omega_{pe}$, $\hat{\omega}_0 = \omega_0/\omega_{pe}$, and $\hat{\nu}_{eff} = \nu_{eff}/\omega_{pe}$, the normalized electric field $\hat{E}_{0y} = E_{0y}/\sqrt{4\pi n_0 e T_e}$, and the normalized velocity of the ponderomotive current $\hat{U}_{ez} = U_{ez}/v_{Te}$. The Bessel functions arguments $k_{iy}\xi_e$ and $k_{iz}\eta_e$ in the normalized variables are

$$\begin{aligned} k_{iy}\xi_e & = k_{iy}\lambda_{De} \frac{\hat{E}_{0y}}{\hat{\omega}_0^2}, \\ k_{iz}\eta_e & = k_{iz}\lambda_{De} \frac{\kappa\lambda_{De}}{8} \left(\frac{\hat{E}_{0y}}{\hat{\omega}_0}\right)^2, \end{aligned} \quad (52)$$

and

$$k_{iz}\hat{U}_{ez} = k_{iz}\lambda_{De} \frac{\kappa\lambda_{De}}{2\hat{\nu}_{eff}} \left(\frac{\hat{E}_{0y}}{\hat{\omega}_0}\right)^2. \quad (53)$$

The results of the numerical solutions are presented in Figs. 1–8. In Fig. 1, the solutions for ω/ω_{pe} , γ/ω_{pe} , and in Fig. 2, the solutions for z_i and z_e are presented versus the normalized frequency $\hat{\omega}_0$ for the normalized electric field $\hat{E}_{0y} = 0.0134$. For a plasma with electron temperature $T_e = 4eV$ and density $n_{0e} = 10^{12}cm^{-3}$ this dimensionless values of E_{0y} correspond to $E_{0y} = 37V/cm$. The magnitudes of other parameters employed in both these figures, as well as in Fig. 3, are: $T_e/T_i = 10^3$, $k_{iy}\lambda_{De} = 10^{-3}$, $\kappa\lambda_{De} = 0.26$, $k_{iz}\lambda_{De} = -0.675$, $\hat{\nu}_{eff} = 5.5 \cdot 10^{-4}$, $m_i/m_e = 40 \cdot 1840$ (Ar). Figs. 1 and 2 demonstrate the existence the instability of the kinetic type which develops due to the inverse electron Landau damping ($|z_i| \gg 1$, $|z_e| \sim 1$) with negative normalized frequency and with the growth rate comparable with frequency. It follows from Fig. 1 that the growth rate maximum attains at $\hat{\omega}_0 = 0.132$ for $\hat{E}_{0y} = 0.0134$. Figure 1(c) displays that for these values of $\hat{\omega}_0$ and \hat{E}_{0y} , $\xi_{e0} \sim \lambda_{De}$ for the growth rate maximum. This value of $\hat{\omega}_0$ is used

in Fig. 3 where solutions for ω/ω_{pe} , γ/ω_{pe} , z_i and z_e versus \hat{E}_{0y} are presented. Note, that in Fig. 3, as well as in Figs. 4–8, the solution for the normalized frequency ω/ω_{pe} is presented in panel (a), the normalized growth rate γ/ω_{pe} is presented in panel (b), and the arguments z_i and z_e of the W -functions in ε_i and ε_e are presented in panels (c) and (d) respectively.

The dependences of the ω/ω_{pe} , γ/ω_{pe} , z_i and z_e on the normalized wavenumbers $k_z\lambda_{De}$ and $k_y\lambda_{De}$ are presented in Fig. 4 and Fig. 5 respectively. Figure 5 displays that the wave vector k_z is directed to the plasma boundary (k_z is negative) and the growth rate has maximum value at $k_z\lambda_{De} = -0.675$. Therefore we use $k_z\lambda_{De} = -0.675$ and $k_y\lambda_{De} = 10^{-3}$ in our numerical calculations.

The solutions for ω/ω_{pe} , γ/ω_{pe} , z_i and z_e versus the T_e/T_i ratio are presented in Fig. 6. Figure 6 displays that the growth rate maximum attains at $T_e/T_i \sim 10^2$ and this maximum holds up to $T_e/T_i \sim 10^3$ and above. The detected instability exists in plasmas even with hot ions for which $T_i = T_e$, however with the growth rate in 10 times less than maximum value. The instability is absent in plasmas where the ion temperature is above the twice of the electron temperature, i.e. where the ion Landau damping is large. Fig. 6 displays that the observed instability is of the kinetic type with $|z_i| \gg 1$ and $|z_e| \sim 1, 5$ for values of the T_e/T_i ratio, where this instability develops.

In Fig. 7, the solutions for ω/ω_{pe} , γ/ω_{pe} , z_i and z_e versus \hat{U}_{ez} are presented. We found that the instability develops due to the coupled action of two effects caused by the motion of electrons relative to the practically unmovable ions in RF field. The occurrence of harmonics of the potential with frequencies $\omega \pm \omega_0$ observed in the ion frame is the consequence of the oscillatory motion of electrons relative to ions. The instability develops in the finite interval of the \hat{U}_{ez} values and is absent in the uniform boundless plasma, where the ponderomotive current is absent. The growth rate maximum attains for $\hat{U}_{ez} = 2.11$ and is absent for $U_{ez} > 4v_{Te}$. Therefore, the instability found is the parametric instability driven by the ponderomotive current.

In Fig. 8, the solutions for ω/ω_{pe} , γ/ω_{pe} , z_i and z_e versus the normalized effective collision frequency $\hat{\nu}_{eff}$ are presented. The magnitude of the effective collision frequency $\hat{\nu}_{eff}$ for a given plasma and RF field parameters should be derived consistently employing the nonlinear theory of the instability considered. Because the growth rate and the frequency of the instability are comparable, the nonlinear evolution of this instability should be studied using the methods of the strong plasma turbulence²³. Figure 8 predicts that the maximum growth rate attains for the comparable values of $\hat{\nu}_{eff}$ and the growth rate. Figure 8 displays that for low values of $\nu_{eff} \ll 1$, i.e. high current velocity U_{ez} , instability is absent.

V. CONCLUSIONS

In this paper, the stability theory of the skin layer plasma of the inductive discharge with high RF frequency is developed for the case when the electron quiver velocity in the RF wave is of the order of or is larger than the electron thermal velocity. In this case, the electron equilibrium distribution function (5) is spatially inhomogeneous and time dependent. By employing the methodology of the oscillating modes, developed in Sec. III, which accounts for the oscillating motion of the electron component relative to the unmovable ions in the spatially inhomogeneous RF field of the skin layer, the governing equation (45) for the perturbed electrostatic potential was derived. The numerical solution of this equation predicts the existence of the electrostatic instability of the kinetic type in the skin layer with the growth rate comparable with frequency. We found that the instability stems from the coupled action of two effects caused by the motion of electrons relative to ions in RF field: the occurrence of harmonics of the potential with frequencies $\omega \pm \omega_0$ observed in the ion frame and their coupling due to the ponderomotive current. The instability exists in the finite interval of the ponderomotive current velocity and is absent in the uniform boundless plasma.

ACKNOWLEDGMENTS

This work was supported by National R&D Program through the National Research Foundation of Korea (NRF) funded by the Ministry of Education, Science and Technology (Grant No. NRF-2018R1D1A1B07050372).

- ¹E. S. Weibel, Phys. Fluids **10**, 741 (1967).
- ²V. I. Kolobov, D. J. Economou, Plasma Sources Sci. Technol. **6**, R1 (1997).
- ³M. A. Lieberman and A. I. Lichtenberg, *Principles of Plasma Discharges and Materials Processing* Wiley, New York, 1994.
- ⁴K. C. Shaing, Physics of Plasmas **3**, 3300 (1996).
- ⁵Y. M. Aliev, I. D. Kaganovich, H. Schluter, Phys. Plasmas **4**, 2413 (1997); and in more details "Collisionless electron heating in rf gas discharges. I. Quasilinear theory," in *Electron Kinetics and Applications of Glow Discharges*, NATO ASI Series B, Physics 367, edited by U. Korsthagen and L. Tsendin. Plenum, New York, 1998, p. 257.
- ⁶Yu. O. Tyshetskiy, A. I. Smolyakov, and V. A. Godyak, Plasma Sources Sci. Technol. **11**, 203 (2002).
- ⁷V. A. Godyak, R. B. Piejak, B. M. Alexandrovich, J. Appl. Phys. **85**, 703 (1999).
- ⁸V. A. Godyak, R. B. Piejak, B. M. Alexandrovich, Phys. Rev. Lett. **83**, 1610 (1999).
- ⁹V. A. Godyak, R. B. Piejak, B. M. Alexandrovich, B. I. Kolobov, Phys. Plasmas **6**, 1804 (1999).
- ¹⁰V. A. Godyak, B. M. Alexandrovich, R. B. Piejak, A. I. Smolyakov, Plasma Sources Sci. Technol. **9**, 541 (2000).
- ¹¹R. H. Cohen, T. D. Rognien, Plasma Sources Sci. Technol. **5**, 442 (1996).
- ¹²R. H. Cohen, T. D. Rognien, Phys. Plasmas. **3**, 1839 (1996).
- ¹³A. I. Smolyakov, V. Godyak, A. Duffy, Phys. Plasmas, **7**, 4755 (2000).
- ¹⁴R. B. Piejak, V. A. Godyak, Appl. Phys. Lett. **76**, 2188 (2000).

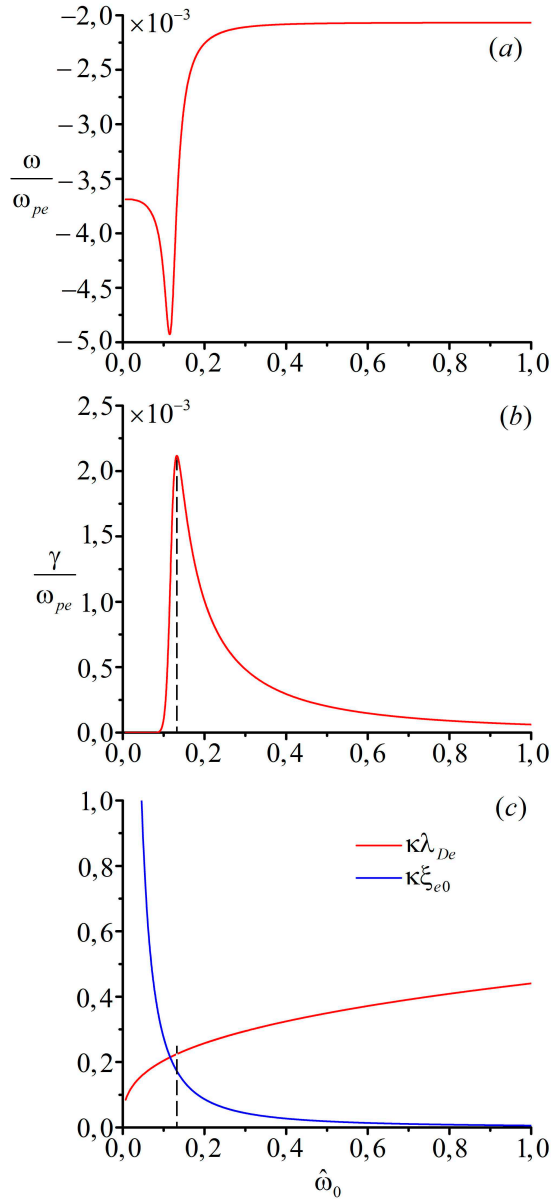


FIG. 1. The normalized frequency ω/ω_{pe} (a), normalized growth rate γ/ω_{pe} (b) and $\kappa\lambda_{De}$ (red line) and $\kappa\xi_{e0}$ (blue line) plots versus normalized frequency $\hat{\omega}_0$ for $\hat{E}_{0y} = 0.0134$.

¹⁵A. I. Smolyakov, V. Godyak, Y. O. Tyshetskiy, Phys. Plasmas **10**, 2108 (2003).

- ¹⁶V. P. Silin, Zh. Eksp. Teor. Fiz. **48**, 1679 (1965); Sov. Phys. JETP **21**, 1127 (1965).
¹⁷M. Porkolab, Nuclear Fusion 1978 **18**,367 (1978).
¹⁸V. S. Mikhailenko and K. N. Stepanov, Zh. Eksp. Teor. Fiz. **87**, 161 (1984); Sov. Phys. JETP **60**, 92 (1984).
¹⁹A. I. Akhiezer, V. S. Mikhailenko, K. N. Stepanov, Physics Letters A **245**, 117 (1998).
²⁰V. V. Mikhailenko, V. S. Mikhailenko, Hae June Lee, Physics of Plasmas **25**, 012902 (2018).
²¹R. C. Davidson, *Methods in Nonlinear Plasma Theory* Academic, New York, 1972.

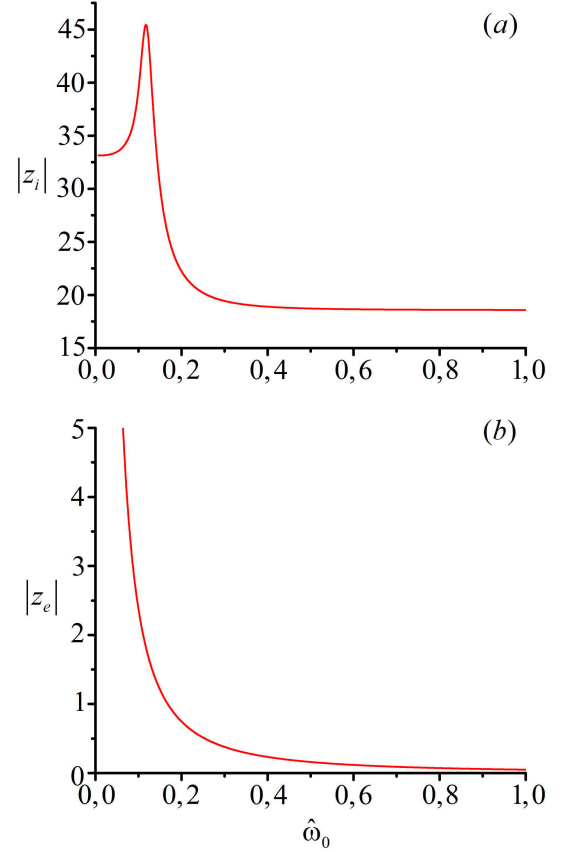


FIG. 2. The $|z_i|$ and $|z_e|$ parameters versus normalized frequency $\hat{\omega}_0$ for $\hat{E}_{0y} = 0.0134$.

²²G. Schmidt, *Physics of High Temperature Plasmas*. Academic, New York, 1979.

²³A. A. Galeev, R. Z. Sagdeev. *Review of Plasma Physics*. vol. 7. Springer Science+Business Media, New York, 1979.

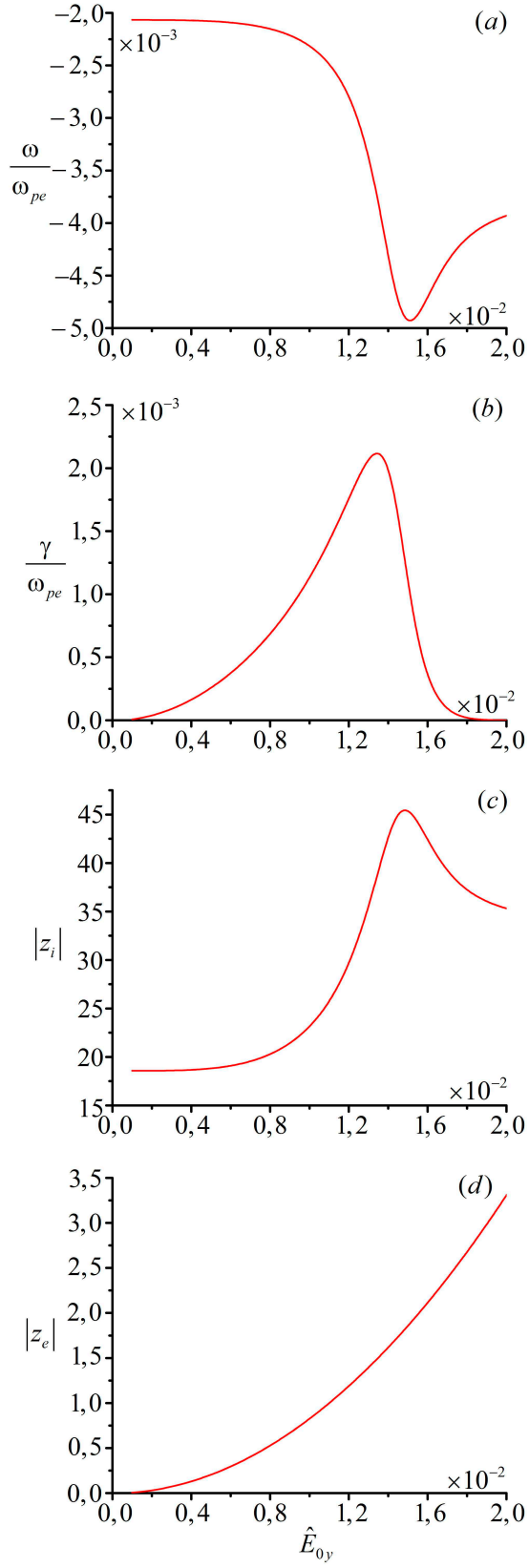


FIG. 3. The normalized frequency ω/ω_{pe} , normalized growth rate γ/ω_{pe} , $|z_i|$ and $|z_e|$ versus \hat{E}_{0y} for $\hat{\omega}_0 = 0.132$.

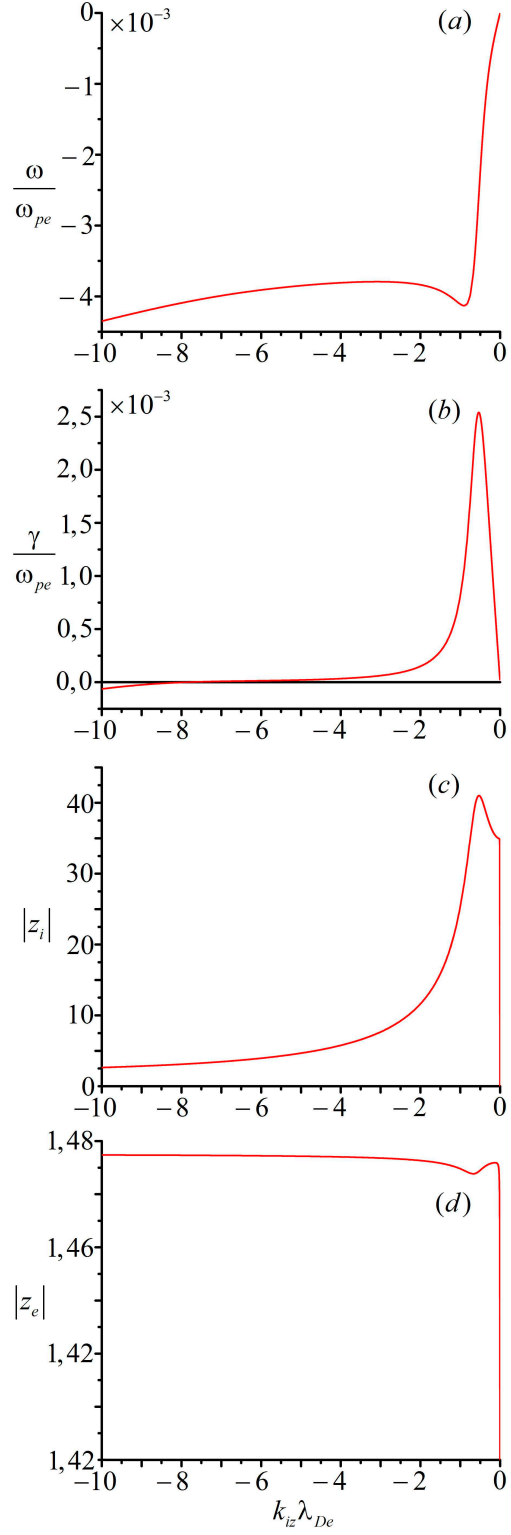


FIG. 4. The normalized frequency ω/ω_{pe} , normalized growth rate γ/ω_{pe} , $|z_i|$ and $|z_e|$ versus $k_{iz}\lambda_{De}$.

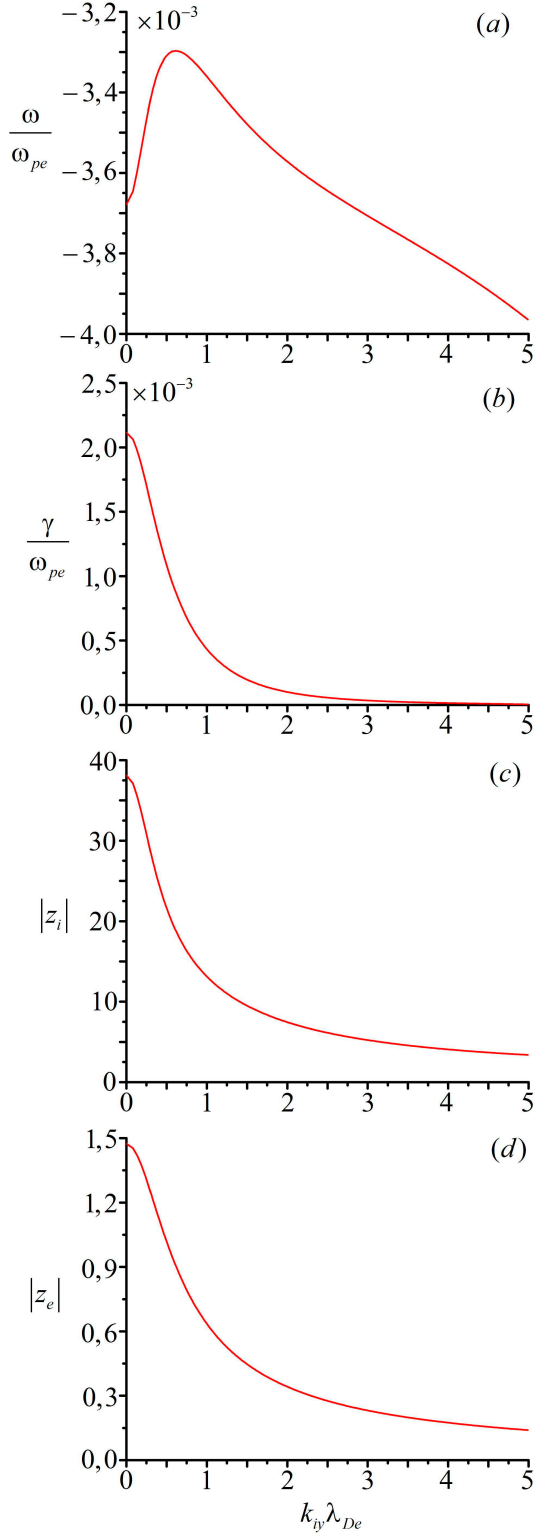


FIG. 5. The normalized frequency ω/ω_{pe} , normalized growth rate γ/ω_{pe} , $|z_i|$ and $|z_e|$ versus $k_{iy} \lambda_{De}$.

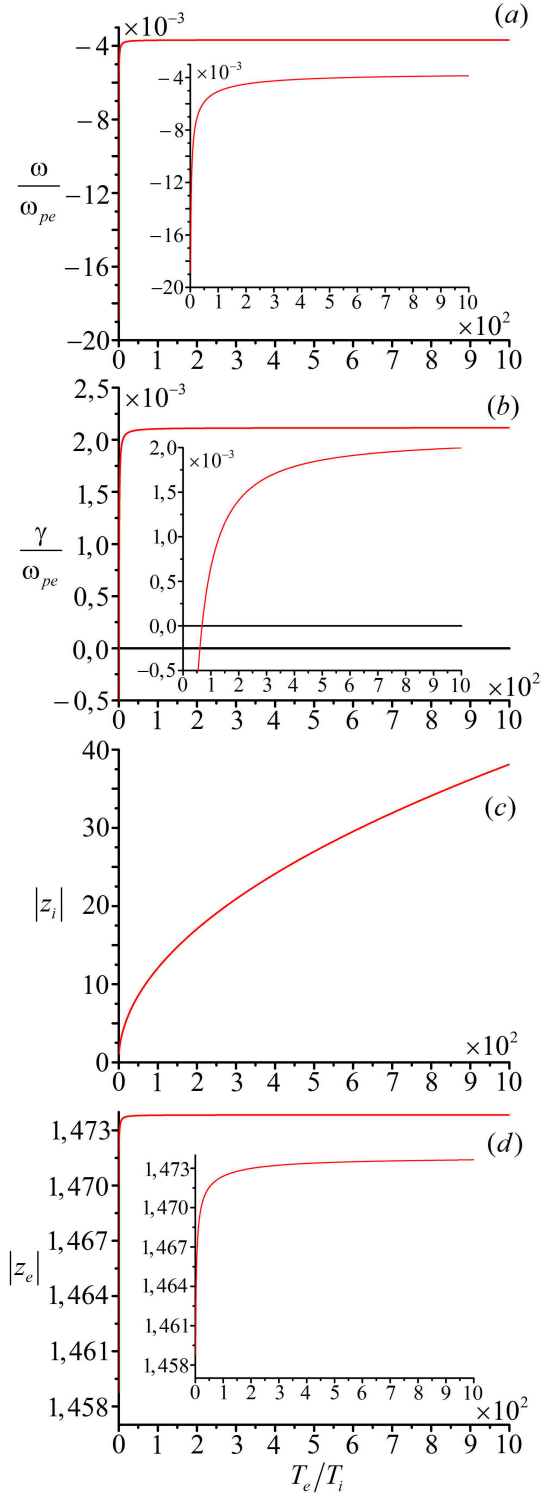


FIG. 6. The normalized frequency ω/ω_{pe} , normalized growth rate γ/ω_{pe} , $|z_i|$ and $|z_e|$ versus T_e/T_i .

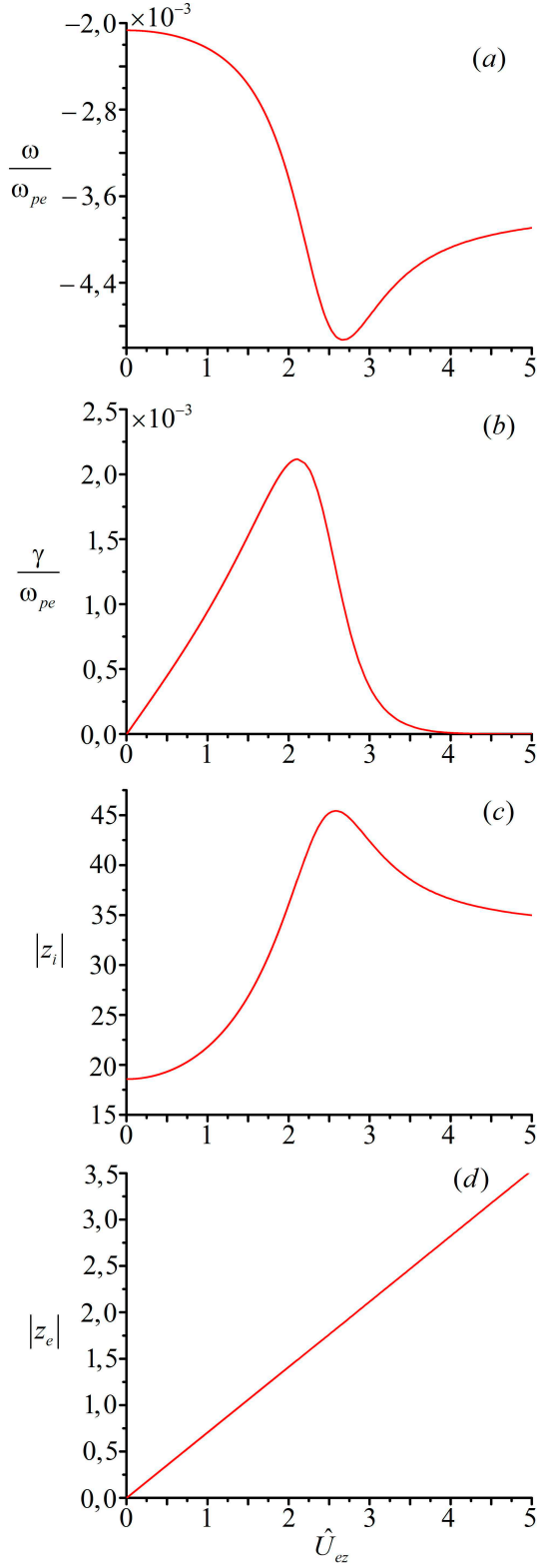


FIG. 7. The normalized frequency ω/ω_{pe} , normalized growth rate γ/ω_{pe} , $|z_i|$ and $|z_e|$ versus \hat{U}_{ez} .

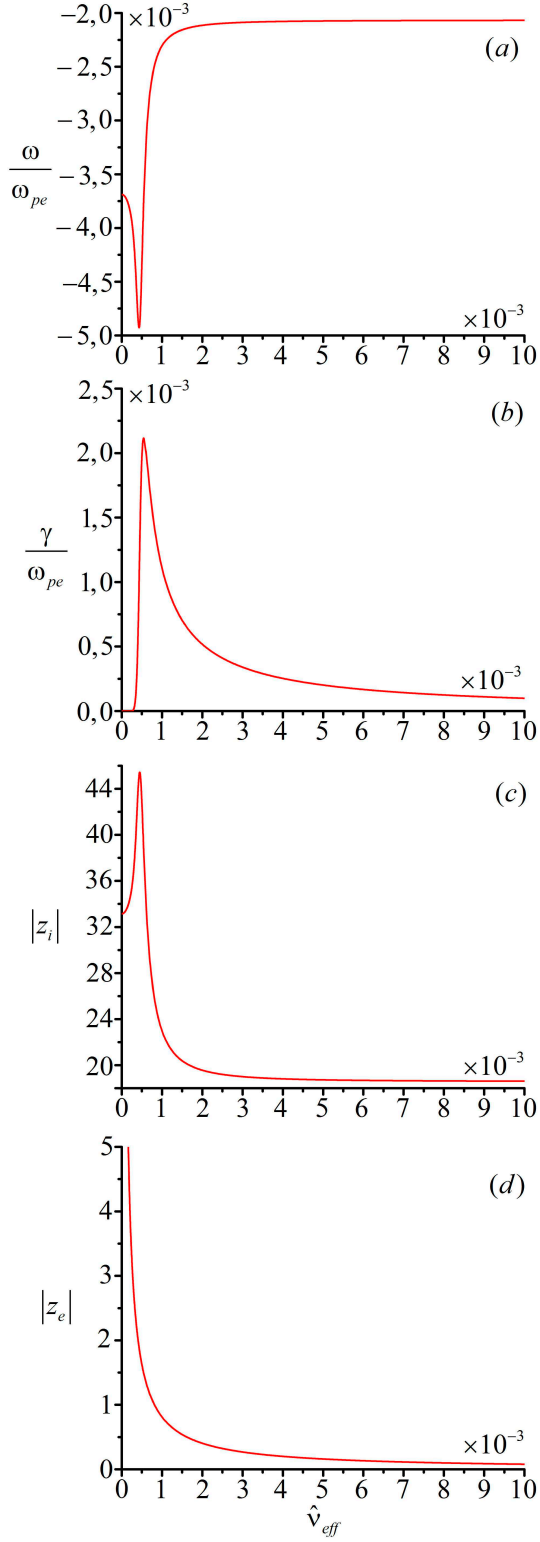


FIG. 8. The normalized frequency ω/ω_{pe} , normalized growth rate γ/ω_{pe} , $|z_i|$ and $|z_e|$ versus \hat{v}_{eff} .