

Ordered Reliability Bits Guessing Random Additive Noise Decoding

Ken R. Duffy

Hamilton Institute

Maynooth University, Ireland

ken.duffy@mu.ie

Abstract—Guessing Random Additive Noise Decoding (GRAND) can, unusually, decode any forward error correction block code. The original algorithm assumed that the decoder received only hard decision demodulated to inform its decoding. As the incorporation of soft information is known to improve decoding precision, here we introduce Ordered Reliability Bits GRAND, that, for binary block code of length n , avails of no more than $\lceil \log_2(n) \rceil$ bits of code-book-independent quantized soft detection information per received bit to determine an accurate decoding. ORBGRAND is shown to provide better block error rate performance than CA-SCL, a state of the art CA-Polar decoder, with low complexity. Random Linear Codes of the same rate, decoded with ORBGRAND, are shown to have comparable block-error and complexity performance.

Index Terms—Guessing Random Additive Noise Decoding; Soft Information; Soft Decision; Quantization

I. INTRODUCTION

Guessing Random Additive Noise Decoding (GRAND) is a recently proposed forward error correction decoding technique that, unusually, is suitable for use with any block code construction, requiring only a mechanism by which to query if a string is in the code-book [1], [2]. Its complexity is essentially independent of the code-rate, making it well suited to high rate codes. These features stem from its objective to identify the effect that noise has had on a communication, from which the transmitted code-word can be inferred, rather than seeking the code-word directly.

All GRAND algorithms work by taking the demodulated received sequence and querying if it is in the code-book. If it is, it is the decoding. If not, then the most likely non-zero binary noise sequence is subtracted from the received sequence and what remains is queried for membership of the codebook. This process, which is inherently parallelizable, proceeds until an element of the code-book is identified, which is the decoding, or a threshold for the number of code-book queries is exceeded whereupon an error is reported. Where the algorithmic variants differ is in their query ordering of putative noise effects, which is determined as a function of a statistical channel model and per-realization soft information provided by the receiver.

The original GRAND algorithm assumed the decoder obtained only hard decision demodulated symbols from the receiver. When putative noise effects are ordered from a noise model matched to the channel, it produces an optimally accurate Maximum Likelihood (ML) decoding, even in the absence of interleaving [2]. Incorporating per-realization soft

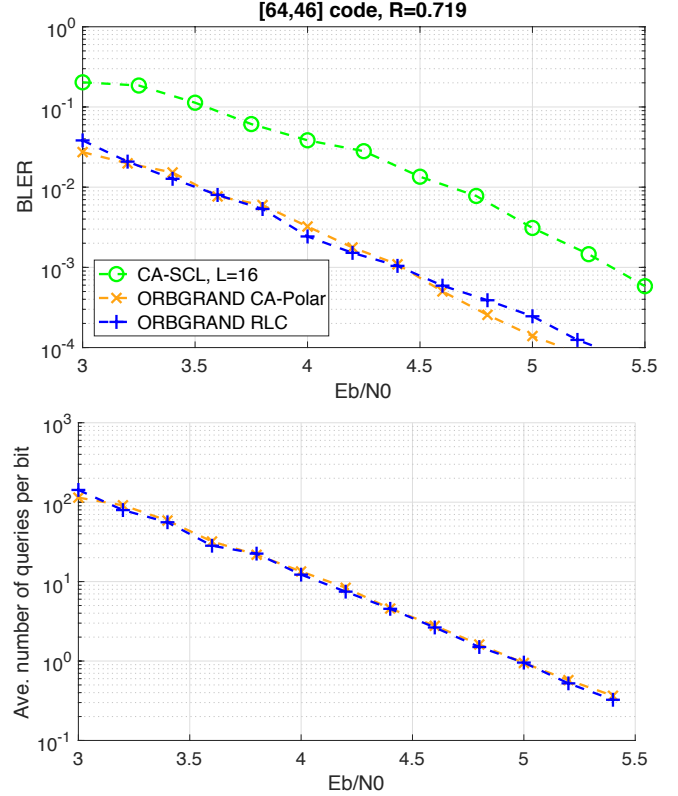


Fig. 1. [64,46] CA-Polar code from 5G NR, with an 11 bit CRC, in an AWGN channel decoded with CA-SCL (list size $L = 16$) and ORBGRAND. Also shown is ORBGRAND decoding of RLCs of the same rate. Upper panel: BLER vs E_b/N_0 . Lower panel: average number of code-book queries per bit until a decoding is identified vs E_b/N_0 .

detection information into decoding decisions is known to improve their accuracy [3], [4], [5], [6], [7]. Doing so, however, requires additional information to be passed from the receiver to the decoder and typically necessitates quantization of the receiver's soft information due to practical considerations. Preserving the code-book independent aspects of the decoder, Symbol Reliability GRAND (SRGRAND) [8], [9] uses the most extreme quantized soft information. One additional bit tags each demodulated symbol as being reliably or unreliably received, akin to how soft information is generated for Chase decoding [10], [11]. If symbols are correctly marked

as reliable, SRGRAND provides a ML decoding assuming memoryless noise impacted symbols marked as unreliable.

A naïve approach to a more detailed use of continuous soft information would apply GRAND with a finer, non-binary quantization. Complexity, however, would scale poorly as a function of quantization granularity. The alternate approach established here circumvents that difficulty.

Here we introduce Ordered Reliability Bits GRAND (ORBGRAND), which makes use of a more informative code-book-independent quantization of soft information than SRGRAND, but which does not rely on binning: the rank ordering of the reliability of each bit in a received block. If the code is of length n bits, this amounts to the provision of a permutation of $(1, \dots, n)$, necessitating the communication of no more than an additional $\lceil \log_2(n) \rceil$ bits per received bit to the decoder from the receiver. ORBGRAND uses that permutation informed by soft information to map a fixed, pre-determined, series of putative noise queries to their appropriate locations in the received block. We establish that ORBGRAND identifies a ML decoding under general conditions on the a posteriori bit flip probabilities.

Fig. 1 provides a block error rate (BLER) performance comparison of ORBGRAND and CRC-Aided Successive Cancellation List decoding (CA-SCL) when used to decode a CA-Polar code, which will be used for all control channel communications in 5G NR, in an Additive White Gaussian Noise (AWGN) channel. CA-SCL is the most competitive existing decoder designed specifically for these codes and makes use of real-valued soft information [12], [13], [14], [15], [16]¹. In this setting, ORBGRAND, which can decode any block code, provides a one dB gain over CA-SCL.

CA-Polar codes and their dedicated soft information decoder CA-SCL provide a benchmark for decoding performance. One significant and unusual aspect of ORBGRAND is it can work with any block code. Since Shannon's 1948 opus [18], random codes, where the codes are re-randomized at each use, have been known to be capacity achieving in the hard detection setting. Since the 1960s this result has also been known to hold for Random Linear Codes (RLCs) [19], but the lack of an efficient decoder that can function for high-rate codes and is suitable for any linear code-book has meant this avenue is little explored. Using ORBGRAND, also shown in Fig. 1 is the BLER performance of RLCs of the same rate as the CA-Polar code. The set-up is described in greater detail in Section IV, but it can be seen that RLCs provide essentially identical performance to the highly structured CA-Polar code to be used in 5G NR.

The lower panel of Fig. 1 reports the average number of queries per bit until a decoding is found by ORBGRAND. This serves as a proxy for algorithmic complexity, and can be seen to be modest for typical operational settings where a BLER in the range of 10^{-3} to 10^{-2} is normally desired.

¹ Implementations of CA-SCL are available in Matlab's 5G toolbox and "A Fast Forward Error Correction Toolbox" (<https://aff3ct.github.io/>) [17]

Inputs: Code membership function C , query threshold T , demodulated bits y^n , order of bit reliabilities r^n .
Output: $c^{*,n}$, d , q
 $q \leftarrow 0$, $d \leftarrow 0$. /* No decoding yet */
while $q < T$ **do**
 $z^n = (z_1^n, \dots, z_n^n) \leftarrow$ next most likely base discrete noise sequence assuming received bits were in decreasing order of reliability
 $(z \circ r)^n = (z_{r_1}^n, \dots, z_{r_n}^n) \leftarrow$ next most likely discrete noise sequence given the soft-information bit reliability order
 $q \leftarrow q + 1$
if $C(y^n \ominus (z \circ r)^n) = 1$ **then**
 $c^{*,n} \leftarrow y^n \ominus (z \circ r)^n$
 $d \leftarrow 1$ /* Decoding found */
return $c^{*,n}$, d , q
end if
end while
return \perp , d , q /* Failed to decode due to abandonment */

Fig. 2. ORBGRAND sequentially subtracts putative noise sequences from the received signal, in order from most likely to least likely based on its channel model and the soft information available to them, querying if what remains is in the code-book. The decoding is the first instance where the query is answered positively. If a query number threshold, T , is exceeded, instead code-book querying is abandoned and an error is reported.

II. ORDERED RELIABILITY BITS GRAND

In this section we describe the ORBGRAND algorithm. The mathematical analysis that led to it follows in Section III.

Consider a block-code of length n bits. For the code-book, all GRAND variants solely require the existence of a code-book checking function $C : \{0, 1\}^n \mapsto \{0, 1\}$ that, given a binary string of length n , returns a 1 if the string is in the code-book and 0 otherwise. For a linear code in any field size, establishing code-book membership of a string after a putative noise effect is removed from it is equivalent to determining if its syndrome is the all zeros vector, which can be done with a single matrix multiplication. Assume that binary channel inputs $x^n \in \{0, 1\}^n$ are impacted by random, continuous additive noise N^n resulting in a random, real-valued received signal, $Y^n = x^n + N^n$, and let y^n denote the hard decision demodulation of Y^n .

ORBGRAND provides a decoding based on the hard decision demodulation, y^n , and soft-information informed vector that records the rank ordering of the reliability of the received bits from least reliable to most reliable, r^n , which is a permutation of $(1, \dots, n)$, for this communication. ORBGRAND does not require any further information about either the received signal or parameterization of a channel noise model. Pseudo-code for ORBGRAND is presented in Fig. 2. As it attempts to identify the effect of the noise that has impacted the communication, key to its performance is the determination of its query ordering of putative binary noise sequences for testing.

The fundamental algorithmic premise is to generate a rank ordering of base noise sequences, $z^{n,1}, z^{n,2}, \dots$ with the assumption that the first bit is the least reliable, the second bit is the second least reliable, and so forth. For a given received block y^n with rank ordered bit reliabilities described by the permutation r^n , ORBGRAND maps bits in these base sequences to the correct location via the permutation encoded in r^n . That is, ORBGRAND queries the sequences $(z \circ r)^{n,1}, (z \circ r)^{n,2}, \dots$, where

$$(z \circ r)^{n,i} = (z_{r_1}^i, \dots, z_{r_n}^i).$$

Thus to complete the description of the algorithm, we need only determine the ordered base sequences $z^{n,1}, z^{n,2}, \dots$ that would be used if $r^n = (1, 2, \dots, n)$ corresponding to bits in the received block having reliability that increases with index.

If no soft information was provided by the receiver and the channel was assumed to be a BSC, to generate putative noise sequences in order of increasing likelihood it is sufficient to order them in increasing Hamming weight: if $w_H(z^{n,i}) < w_H(z^{n,j})$, where $w_H(z^n) = \sum_{k=1}^n z_k^n$ is the number of ones in the sequence, $z^{n,i}$ would be queried before $z^{n,j}$. Akin to that, the observation underlying ORBGRAND is that if bits were received with increasing reliability for a broad class of models described in Section III, to rank order putative noise sequences in increasing likelihood, it is sufficient to order them by what we call the *Logistic Weight*:

$$w_L(z^n) = \sum_{k=1}^n k 1_{\{z_k^n=1\}}.$$

That is, a putative noise sequence in increasing order of bit reliability is assigned a weight that is not the number of bits flipped, but the sum of the indices that correspond to flipped bits.

In the nomenclature of constructive combinatorics [20], to determine the base sequences $\{z^{n,i}\}$ requires a method to generate all integer partitions of $w_L = 0, 1, 2, \dots, n(n+1)/2$ with unique parts and no part being larger than n . For distinct goals, efficient iterative algorithms have been described [21] that can generate these sequences either in real-time or offline for storage. Hence the principle of the ORBGRAND approach is to do a single sort on posterior bit flip likelihoods and record the permutation. It then sequentially takes the putative rank-ordered noise sequences $z^{n,i}$, and uses the reliability ordering in r^n to determine which bit they correspond to in the received transmission.

The upper panel of Fig. 3 illustrates the first 100 ORBGRAND queries, with bit positions assumed to be in decreasing order of reliability. The first sequence corresponds to no bits being flipped, which has $w_L = 0$. The second query corresponds to only the most unreliable bit being flipped, having $w_L = 1$. The third corresponds to only the second most unreliable bit being flipped, which has $w_L = 2$. The next query is either the noise effect where only the third most unreliable bit is flipped, which has $w_L = 3$, or the one where first and second most unreliable bits are flipped, which also has $w_L = 3$,

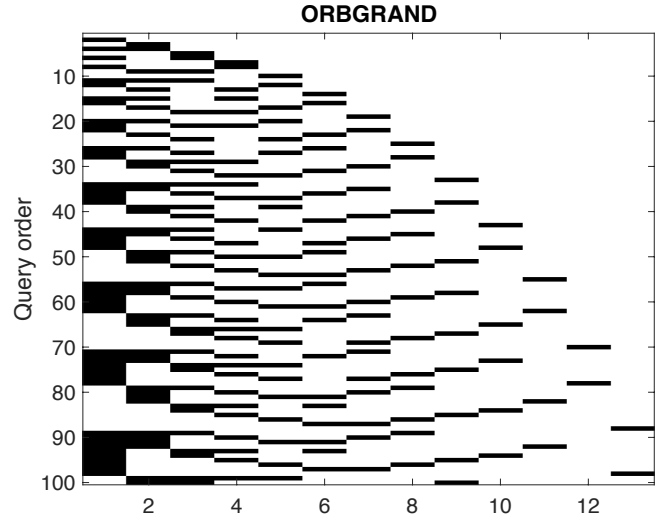


Fig. 3. First 100 ORBGRAND base queries where bit positions are in decreasing order of a posteriori bit flip likelihood and each row represents a putative noise sequence with white being no bit flip and black corresponding to a bit to be flipped. Only the 12 least reliable bit locations are shown, as more reliable bits are not flipped in the first 100 queries.

and so this tie is broken arbitrarily. The ordering proceeds in that fashion.

In the absence of soft information, as in the hard detection decoder GRAND, for a BSC Spearman's correlation between sequence Hamming weight and query number of that sequence would be $\rho = 1$, but for the first 10^6 ORBGRAND sequences Spearman's $\rho = 0.24$, establishing that Hamming Weight is not a good proxy for sequence importance. Soft information results in some noise sequences with many more bit flips having higher a posteriori likelihood than those with fewer. While this fully describes the algorithm, it does not justify why it works, which we now turn to.

III. MATHEMATICAL JUSTIFICATION

For a block of length n bits and one use of the channel, assume that the a posteriori bit flip probabilities, which are all in $[0, 1/2)$, are A_1, \dots, A_n and that, rank ordered from highest (i.e. least reliable) to lowest they are $A_{1,n} \geq A_{2,n} \geq \dots \geq A_{n,n}$. If the latter were consistent with what statisticians would call a logistic model, so that a posteriori likelihood that the i^{th} least reliable hard demodulated bit i was flipped was

$$A_{n,i} = \frac{2^{-\beta i}}{1 + 2^{-\beta i}} \quad (1)$$

for some $\beta > 0$, then the probability of the base putative error sequence z^n that has only the bits i_1, \dots, i_K flipped would be

$$\prod_{i=1}^n (1 - A_{n,i}) \prod_{j=1}^K \frac{A_{n,i_j}}{1 - A_{n,i_j}} \propto \prod_{j=1}^K \frac{A_{n,i_j}}{1 - A_{n,i_j}} = 2^{-\beta \sum_{j=1}^K i_j}.$$

Thus, in terms of noise sequence likelihood, to compare the rank-order of two base putative error sequences, one need only evaluate their logistic weights, $w_L(z^n) = \sum_{j=1}^K i_j$, and compare

those. In the same way that increasing Hamming weight is universal for a BSC with any bit flip probability less than $1/2$, this logistic order is universal for all β . Hence if the logistic function of rank ordered a posteriori probabilities that hard detection bits are flipped in Eq. (1) is a good description for any β , then the base putative noise sequences ordered by their likelihood are the same and so β need not be estimated. As a result, if for a given realization Eq. (1) holds for any β , then ORBGRAND provides a soft ML decoding.

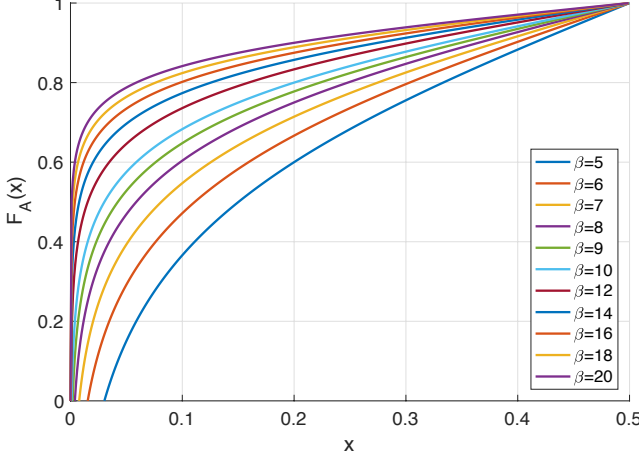


Fig. 4. Plots of a posteriori bit flip probability distributions that all result in ORBGRAND's query order.

Using mathematical results from the study of order statistics, we can take these results back one step further to determine the class of distributions for the non-rank ordered a posteriori probabilities of A , F_A , that would, in probability, result in rank ordered a posteriori probabilities that correspond to the class of logistic functions for which ORBGRAND is matched. We use the following result, mildly re-written from the original as the reliabilities are in decreasing order while the result in that paper is for increasing order.

Theorem 1 (Large Deviation Principle for Order Statistics, Thm 1 [22]). *The sample paths $\{A_{[nx],n} : x \in [0,1]\}$ satisfy a large deviation principle [23] in $\mathcal{V}_{a,b}^-$, the closed subset of non-increasing functions of the space of real valued càdlàg functions equipped with the Skorohod M_1 topology [24], with rate function*

$$J^{F_A}(\chi) = \inf_{\phi \in \mathcal{V}_{0,1}^+} \left\{ - \int_0^1 \log(\phi^{(a)}(x)) dx : F_A^{-1}(\phi(x)) = \chi(1-x) \text{ for all } x \in [0,1] \right\},$$

where ϕ^a is ϕ 's absolutely continuous component. Note that $J^{F_A}(\chi) = 0$ if $\chi(x) = F_A^{-1}(1-x)$.

In particular, if each a posteriori bit flip probability A_i is drawn independently from a distribution F_A , then the random

function encoding the rank ordering $A_{[nx],n}$, $x \in [0,1]$, converges in probability to $F_A^{-1}(1-x)$. Thus with

$$F_A^{-1}(1-x) = \begin{cases} \frac{2^{-\beta x}}{1+2^{-\beta x}} & \text{if } x \in [0,1] \\ 0 & \text{otherwise,} \end{cases}$$

for some $\beta > 0$, the matched model is that the unsorted a posteriori probabilities are distributed as

$$F_A(x) = \begin{cases} 0 & \text{if } x \leq \frac{2^{-\beta}}{1+2^{-\beta}} \\ 1 + \frac{1}{\beta} \log_2 \left(\frac{x}{1-x} \right) & \text{if } x \in \left(\frac{2^{-\beta}}{1+2^{-\beta}}, 1/2 \right] \\ 1 & \text{if } x > 1/2. \end{cases}$$

Plots of F_A for a range of values of β are shown in Fig. 4. All of these would, in probability, result in ORBGRAND's query order.

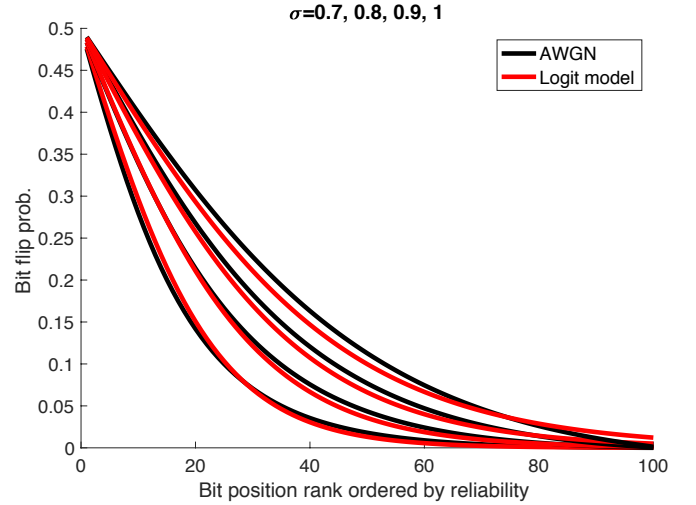


Fig. 5. Logistic model of a posteriori rank ordered bit flip probabilities used by ORBGRAND compared with that from an AWGN model.

The richness of the class of functions F_A is central to ORBGRAND's universality. Comparisons of the rank ordered a posteriori likelihoods of bit flip from an AWGN channel and the best-fit β for the logistic model as determined by regression is shown in Fig. 5, where good agreement is found. Note that the crucial matter is not how perfect the fit is, but whether it is good enough to produce rank-ordered noise sequences so that the guessing order is approximately ML.

IV. PERFORMANCE EVALUATION

As in Fig. 1, for a [128, 105] CA-Polar code Fig. 6 provides a performance comparison of ORBGRAND with CA-SCL, the dedicated CA-Polar decoder that uses full soft information. The upper panel reports BLER, where ORBGRAND can be seen to outperform CA-SCL by approximately 0.5 dB. As a measure of complexity, the lower panel reports the average number of queries per bit until a decoding is found by ORBGRAND, which can be seen to be modest.

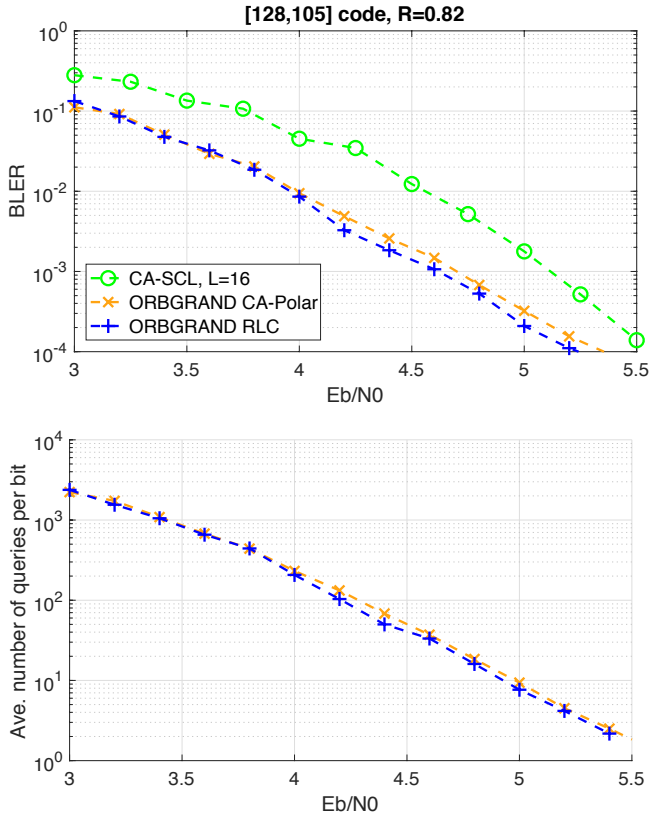


Fig. 6. [128,105] CA-Polar code from 5G NR, with an 11 bit CRC, in an AWGN channel decoded with CA-SCL (list size $L = 16$) and ORBGRAND. Also shown is ORBGRAND decoding of RLCs. Upper panel: BLER vs E_b/N_0 . Lower panel: average number of code-book queries per bit until a decoding is identified by ORBGRAND vs E_b/N_0 .

As in Fig. 1, as ORBGRAND can decode any block-code, we can use it with RLCs. For any $[n, k]$ pair we can construct a systematic binary RLC by making a random generator matrix $[I^{k \times k} | B^{k \times n-k}]$, where $I^{k \times k}$ is the identity matrix and the entries of the random check matrix $B^{k \times n-k}$ are independent Bernoulli 1/2 random variables. For the simulation results, if a column in the check matrix is all zero, we discard it and select again. To determine if $y^n \ominus (z \circ r)^n$ is a member of the code-book, one could identify the corresponding parity check matrix and use it. Alternatively, the decoder can check if $(y_1 \ominus z_{r_1}, \dots, y_k \ominus z_{r_k}) B^{k \times n-k} \stackrel{?}{=} (y_{k+1} \ominus z_{r_{k+1}}, \dots, y_n \ominus z_{r_n})$, obviating the need for the receiver to determine the associated check matrix.

Fig. 6 also shows a performance comparison between ORBGRAND's decoding of RLCs of the same size as the CA-Polar code, [128,105]. For the RLC, a new random code is used for each communication. It can be seen that the performance of RLCs is, on average, essentially identical to that of the CA-Polar code. Due to the re-randomization of the RLC at each communication, this indicates that either most randomly selected codes are as good as CA-Polar codes or there is variability, in which case there are individual codes that have

better performance than the CA-Polar codes that will be used for all 5G NR control channel communications.

V. SUMMARY

We have introduced ORBGRAND, a universal block decoding algorithm that uses a code-book independent quantization of soft information in the form of a rank order of the reliability of received bits to inform its decoding. Simulation results show that it can provide better BLER performance on short 5G NR CA-Polar codes than a state-of-the-art soft detection decoder. As GRAND algorithms can work with any block code, it is also shown that Random Linear Codes offer essentially the same performance as CA-Polar codes.

REFERENCES

- [1] K. R. Duffy, J. Li, and M. Médard, "Guessing noise, not code-words," in *IEEE Int. Symp. on Inf. Theory*, 2018.
- [2] —, "Capacity-achieving guessing random additive noise decoding (GRAND)," *IEEE Trans. Inf. Theory*, vol. 65, no. 7, pp. 4023–4040, 2019.
- [3] A. B. Cooper, "Soft decision decoding of block codes," U.S. Army Laboratory Command, Maryland, Tech. Rep., 1988.
- [4] L. Hanzo, T. H. Liew, and B. L. Yeap, *Soft Decoding and Performance of BCH Codes*. IEEE, 2002, pp. 75–103.
- [5] T. Kaneko, T. Nishijima, and S. Hirasawa, "An improvement of soft-decision maximum-likelihood decoding algorithm using hard-decision bounded-distance decoding," *IEEE Tran. Inf. Theory*, vol. 43, no. 4, pp. 1314–1319, 1997.
- [6] V. Guruswami and M. Sudan, "Improved decoding of Reed-Solomon and algebraic-geometry codes," *IEEE Tran. Inf. Theory*, vol. 45, no. 6, pp. 1757–1767, 1999.
- [7] J. Xing, L. Chen, and M. Bossert, "Algebraic soft decoding algorithms for Reed-Solomon codes using module," *CoRR*, vol. 1712.00938, 2017.
- [8] K. R. Duffy and M. Médard, "Guessing random additive noise decoding with soft detection symbol reliability information," in *IEEE Int. Symp. on Inf. Theory*, 2019.
- [9] —, "Guessing random additive noise decoding with symbol reliability information (SRGRAND)," arXiv:1902.03796, Tech. Rep., 2019.
- [10] D. Chase, "Class of algorithms for decoding block codes with channel measurement information," *IEEE Tran. Inf. Theory*, vol. 18, no. 1, pp. 170–182, 1972.
- [11] H. Mani and S. Hemati, "Symbolic stochastic Chase decoding of Reed-Solomon and BCH codes," *CoRR*, vol. 1707.04390, 2017.
- [12] I. Tal and A. Vardy, "List decoding of Polar codes," in *IEEE Int. Symp. Inf. Theory*, 2011, pp. 1–5.
- [13] K. Niu and K. Chen, "CRC-aided decoding of Polar codes," *IEEE Commun. Letters*, vol. 16, no. 10, pp. 1668–1671, 2012.
- [14] I. Tal and A. Vardy, "List decoding of Polar codes," *IEEE Trans. Inf. Theory*, vol. 61, no. 5, pp. 2213–2226, 2015.
- [15] A. Balatsoukas-Stimming, M. B. Parizi, and A. Burg, "LLR-based successive cancellation list decoding of Polar codes," *IEEE Trans. Signal Process.*, vol. 63, no. 19, pp. 5165–5179, 2015.
- [16] X. Liang, J. Yang, C. Zhang, W. Song, and X. You, "Hardware efficient and low-latency ca-scl decoder based on distributed sorting," in *GLOBECOM*. IEEE, 2016, pp. 1–6.
- [17] M. Leonardon, A. Cassagne, C. Leroux, C. Jego, L.-P. Hamelin, and Y. Savaria, "Fast and flexible software polar list decoders," *J. Signal Process. Syst.*, pp. 1–16, 2019.
- [18] C. E. Shannon, "A Mathematical Theory of Communication," *Bell Syst. Tech. J.*, vol. 27, pp. 379–423, 623–656, 1948.
- [19] R. G. Gallager, *Information Theory and Reliable Communication*. New York, NY, USA: John Wiley & Sons, Inc., 1968.
- [20] D. Stanton and D. White, *Constructive combinatorics*. Springer Science & Business Media, 2012.
- [21] D. Rasmussen, C. D. Savage, and D. B. West, "Gray code enumeration of families of integer partitions," *J. Comb. Theory A*, vol. 70, no. 2, pp. 201–229, 1995.
- [22] K. R. Duffy, C. Macci, and G. L. Torrisi, "Sample path large deviations for order statistics," *J. Appl. Probab.*, vol. 48, no. 1, pp. 238–257, 2011.

- [23] A. Dembo and O. Zeitouni, *Large Deviations Techniques and Applications*. Springer-Verlag, 1998.
- [24] A. V. Skorohod, "Limit theorems for stochastic processes," *Theory Probab. Its Appl.*, vol. 1, no. 3, pp. 261–290, 1956.