

# Subexponential and Linear Subpacketization Coded Caching via Line Graphs and Projective Geometry

Hari Hara Suthan Chittoor, Prasad Krishnan, K V Sushena Sree, Bhavana MVN

Signal Processing and Communications Research Center,

International Institute of Information Technology, Hyderabad, India.

Email: {hari.hara@research., prasad.krishnan@, sushena.sree@research., bhavana.mvn@research.}@iit.ac.in

## Abstract

Large gains in the rate of cache-aided broadcast communication are obtained using coded caching, but to obtain this most existing centralized coded caching schemes require that the files at the server be divisible into a large number of parts (this number is called subpacketization). In fact, most schemes require the subpacketization to be growing asymptotically as exponential in some  $r^{\text{th}}$  root of the number of users  $K$ . On the other extreme, few schemes having subpacketization linear in  $K$  are known; however they require large number of users to exist, or they offer only little gain in rate. In this work, we propose a new framework known as *caching line graphs* for centralized coded caching and utilize projective geometries over finite fields to construct two new coded caching schemes with low subpacketization and moderate rate gains. Both the schemes achieve the same asymptotic subpacketization, which is exponential in  $O((\log K)^2)$  (thus improving on the root-of- $K$  exponent). The first scheme has a larger cache requirement but has at most a constant rate (with increasing  $K$ ), while the second has small cache requirement but has a larger rate. As a special case of our second scheme, we get a new linear subpacketization scheme, which has a more flexible range of parameters than existing linear subpacketization schemes. We also present two new lower bounds on the optimal rate of coded caching for a given subpacketization level. Extending our techniques, we also obtain low subpacketization schemes for other multi-receiver settings such as D2D communications, distributed computing, and the cache-aided interference channel. We validate the performance of all our schemes via extensive numerical comparisons.

## Index Terms

Coded caching for broadcast channel, projective geometry, distributed computing, D2D and interference networks, subpacketization for coded caching.

## I. INTRODUCTION

Present and future wireless communication systems (4G,5G and beyond) are becoming more and more content-centric. The majority of this content is video which is generated well ahead of transmission. Further, it is predicted in [5] that by 2022, four-fifths of all internet traffic will be video. Therefore new strategies are required to manage the data-heavy communication systems while ensuring quality of service.

Caching has been in vogue to lay off the traffic during peak times in the network by storing part of the information demanded by users (clients) in local storage known as *caches*. In this way, during the peak hours, the server can transmit only the non-cached information thus reducing the traffic. *Coded caching* was proposed in a landmark paper by Ali-Niesen [6] to exploit this aspect of cached content to reduce the network congestion in peak traffic time by prefetching some of the content in cost effective cache available at users during off-peak time, while using coded transmissions during the peak times.

In [6], the authors considered an error-free broadcast channel with a server containing  $N$  files of same size and  $K$  users (clients) each having a cache capable of storing  $M$  files, where  $M \leq N$ . According to the scheme presented in [6] the system operates in two phases. During the *caching phase* (happens in the off-peak time) each file in the server is divided into  $F$  equal-sized subfiles ( $F$  is known as the *subpacketization* parameter), and placed in the caches of the clients. The caching phase occurs well ahead of the appearance of receiver demands, and thus the caching phase has to be designed in a demand-oblivious manner. During the *delivery phase* (happens in the peak time) each user demands a file from the server. Based on the demands and cache contents of users, server makes multiple coded transmissions. The goal is to design the caching and delivery phase so that demands of all users are satisfied. Since the caching phase is also designed centrally, this framework for coded caching is known as *centralized coded caching*. Decentralized coded caching was introduced in [7], in which a coded delivery scheme is shown to achieve large gains in the rate, under a random or decentralized caching phase. Other important variations of this setting include coded caching in a popularity-based caching setting [8], online coded caching [9], and hierarchical coded caching [10]. We assume the basic centralized coded caching framework in the present work.

The delivery scheme in [6] serves  $\gamma = 1 + \frac{MK}{N}$  users per transmission. The parameter  $\gamma$  is known as the *global caching gain* and the *rate* of the scheme is given as  $R = \frac{MK}{K(1 - \frac{M}{N})\gamma}$ , which has a  $\Theta(K)$  gain over the uncoded delivery rate (for constant  $\frac{M}{N}$ ) which is  $K(1 - \frac{M}{N})$ . The rate achieved by Ali-Niesen scheme [6] was shown to be optimal for a given cache fraction  $\frac{M}{N}$  in [11]. Further, for large  $K$ , this scheme surprisingly achieves (approximately) a rate that is independent of  $K$ . However, it suffers from the problem of large subpacketization, which we now describe.

Parts of the content of this work was presented at ITW 2018 at Guangzhou during November 25-29 2018 [1], at ISIT 2019 at Paris during July 7-12 2019 [2], at ISIT 2019 at Ho Chi Minh City during September 25-27 2019 [3], and at GLOBECOM 2019 at Hawaii during December 9-13 2019 [4].

TABLE I: Parameters of some known coded caching schemes. The asymptotic nature of subpacketization with large  $K$  and constant cache fraction  $\frac{M}{N}$  are shown wherever possible.

Scheme	Number of Users $K$	Cache Fraction $\frac{M}{N}$	Subpacketization $F$	Rate $R$
Ali-Niesen [6]	any $K$	$\frac{M}{N}$ for $M < N$ $\frac{MK}{N} \in \mathbb{Z}^+$	$c_1 e^{K d_1}$	$\frac{K-t}{1+t} = \frac{K(1-\frac{M}{N})}{\frac{MK}{N}+1}$
Ali-Niesen Scheme with Grouping [12]	$K$	Same as [6]	$O(e^g)$	$\frac{K}{g+1} \left(1 - \frac{1}{\lceil \frac{N}{M} \rceil}\right)$ , where $g \in \mathbb{Z}$ such that $\frac{K}{g \lceil \frac{N}{M} \rceil} \in \mathbb{Z}$ .
Yan et al [13] based on Placement Delivery Arrays (PDAs)	Any $K$	$1 - \frac{1}{q}$ or $\frac{1}{q}$	$c_2 e^{K d_2}$ $(d_2 < d_1)$	$\frac{K(1-\frac{M}{N})}{\frac{MK}{N}}$
Shangguan et al [14] (PDAs based on hypergraphs)	Specific choices	$1 - \frac{1}{q}$ or $\frac{1}{q}$	$c_3 e^{\sqrt{K} d_3}$	$R \approx (2q-1)^2$ , such that $q = \frac{\lambda}{2}$ , where $\lambda$ is such that $\frac{M}{N} = \frac{2\lambda-1}{\lambda^2}$
Yan et al [15] (for integers $0 < a, b < m$ and $\lambda < \min\{a, b\}$ based on strong edge coloring of bipartite graph)	$\binom{m}{a}$	$\frac{\binom{a}{\lambda} \binom{m-a}{b-\lambda}}{\binom{m}{a}}$	$\binom{m}{b}$	$\frac{\binom{m}{a+b-2\lambda} \binom{a+b-2\lambda}{a-\lambda}}{\binom{m}{b}}$
Tang et al [16] based on resolvable designs using $(n, k)$ linear block code	$nq$ (for some constant $q$ )	$1 - \frac{1}{q}$ or $\frac{1}{q}$	$q^k = q^{\frac{cK}{q}}$ (for $c =$ code rate), exponent $\frac{cK}{q}$ similar to [13], but worse than schemes of [14] and some of [15]	$\frac{K(1-\frac{M}{N})}{\frac{cK}{q}+1}$
Scheme from [17] based on induced matchings of a Ruzsa Szemerédi graph	$K$ (necessarily extremely large)	$\geq K^{-\epsilon}$ (where $\epsilon = k_1 \delta e^{-\frac{k_2}{\delta}}$ , for $\delta$ as in last column)	$K$	$K^\delta$ (some small $\delta$ )
PDA scheme $P_1$ from Cheng et al [18]	$\binom{k}{t+1}$	For integers $k, t$ $1 - \frac{t+1}{\binom{k}{t}}$	$\binom{k}{t}$	$\frac{k}{\binom{k}{t}}$
Two PDA Schemes from [19]	$\binom{m}{t} q^t$ and $(m+1)q$	For integers $z, q, t$ $1 - \left(\frac{q-z}{q}\right)^t$ and $\frac{z}{q}$	$O\left(q^{\frac{tK}{q}}\right)$	$\left(\frac{(q-z)/\lfloor \frac{q-1}{q-z} \rfloor}{q-z}\right)^t$ and $(q-z)/\lfloor \frac{q-1}{q-z} \rfloor$

The achievability of the scheme shown in [6] is ensured by splitting each file into  $F = \binom{K}{MK/N}$  equal-sized subfiles, where  $F$  is known as the *subpacketization level* or simply, subpacketization. It was noticed in [12] that for this scheme, the subpacketization required grows exponentially in  $K$  for constant  $\frac{M}{N}$  as  $K$  grows large (as  $\binom{K}{Kp} \approx 2^{KH(p)}$  for constant  $0 < p < 1$ , where  $H(p)$  is the binary entropy). For instance, with  $K = 25$  users and with the capability to store one-fifth of the file library in the cache of each user ( $\frac{M}{N} = \frac{1}{5}$ ), the subpacketization becomes  $\binom{25}{5}$ , which is 53130. A high subpacketization requirement poses multiple issues in the implementation of coded caching. A straightforward issue is that of the size of the file itself; the file-size has to be at least as large as the product of subpacketization  $F$  and the size of any accessible file-segment. Assuming a file-segment size of about 512 KB, the file-size has to be at least 27 GB for a subpacketization level of 53130, which is prohibitive in practice. Higher subpacketization levels also mean higher indexing overheads to identify the subfiles. Also, a large subpacketization level implies smaller chunks of the file, which in turn means higher normalized read times from the storage media, along with search-and-read overheads. Having longer indexing overheads to identify the subfiles is also a factor to consider when there are large number of subfiles in any file. Because of these reasons, coded caching schemes with low-subpacketization and with good caching gains are preferable for practical applications.

Since this problem was identified, a number of papers, for instance [12]–[20] have presented new schemes for coded caching which use smaller subpacketization than [6] at the cost of having increased rate for the same cache requirement compared to [6]. The summary of some of the important known schemes is given in Table I. The second column lists the cached fraction of any file (a fraction  $\frac{M}{N}$  of each file is cached by a user). Many of the schemes presented in Table I require exponential subpacketization (in  $K$ , for large  $K$ ), as shown in the fourth column of Table I to achieve a constant rate (shown in the last column). A user-grouping technique combined with the scheme of [6] was used in [12] to reduce the subpacketization at the cost of rate. A variety of techniques and structures from combinatorics, coding theory, and graph theory, have also been employed to obtain many of these constructions. For instance, in [13], a special combinatorial structure called *placement delivery arrays (PDA)* was presented and used to construct coded caching schemes with reduced subpacketization than [6] (though it remained still exponential in  $K$ ). The work [16] used resolvable designs obtained from linear block codes for the

same. The papers [14], [15] used hypergraphs and bipartite graphs respectively, and showed schemes with subpacketization subexponential in  $K$ . The subpacketization of particular schemes of [19] have been shown to be subexponential, while some schemes of [18] have subpacketization that is linear or polynomial (in  $K$ ) at the cost of either requiring much larger cache  $M$  or much larger rate compared to [6]. Interestingly, a linear subpacketization scheme ( $F = K$ ) was shown in [17] using a graph theoretic construction with near constant rate and small memory requirement. However the construction in [17] holds for very large values of  $K$  only. In [14], it was shown that subpacketization linear in  $K$  is impossible if we require constant rate. In [20], the authors consider caching schemes without file splitting, i.e., the scenario when  $F = 1$ . Constructions of low-subpacketization coded caching schemes is an active area of research, with many other recent works such as [21]–[25] presenting new or modifying existing constructions, using a variety of techniques including combinatorial designs, bipartite graphs, orthogonal arrays, covering arrays, etc.

The coded caching scheme proposed in [6] was extended to a variety of other settings, including device-to-device communication (D2D) networks [26], distributed computing [27], and interference management in wireless interference channels [28]. Every one of these settings can be modelled as a multi-client communication scenario with one or more transmitters, with the clients (receivers), and in some situations the transmitters as well, having cache. This enables coded transmissions which generates rate advantages in all such situations. Because of the fact that the fundamental scheme of [6] is adapted to each of these settings, the subpacketization issue continues to affect the adapted schemes as well. In fact, the problem is sometimes exacerbated because the special features of the setting requires a further division of the subfiles into smaller packets (for instance, the subpacketization in the D2D scheme of [26] is  $\frac{MK}{N} \binom{K}{MK/N}$ ), thus having a multiplicative factor of  $\frac{MK}{N}$  over that of the subpacketization of [6]).

In this work, we construct low-subpacketization schemes for coded caching utilizing ideas from graph theory and projective geometry over finite fields. We give the summary of the contributions of this paper in the next section.

## II. SUMMARY OF MAIN CONTRIBUTIONS

The contributions and organization of this work are as follows. In Section III, we review the formal system model for coded caching on broadcast networks from [6]. In Section III-B, we present the bipartite graph model for coded caching given in [15]. For *symmetric* coded caching schemes in which the caching is file-index invariant, the bipartite graph model captures the caching scheme and a specific class of delivery schemes in the form of a bipartite graph and its subgraphs. Utilizing the perspective that is given by this model, we obtain two information-theoretic lower bounds for the rate of coded caching schemes with some fixed finite subpacketization level in Section IV. Prior literature, for instance, in [11], [18], has such lower bounds on the rate. However not all of them take into account the finite-subpacketization constraint. The two lower bounds on the rate we obtain for given parameters  $K, F, M$  and  $N$ , are given in Table II in this section. In this table, the parameter  $D \triangleq F \left(1 - \frac{M}{N}\right)$ . Using numerical examples, we also compare the performance of these lower bounds with the bounds from [11], [18] in Table V (Section IV).

The central contribution of this work is the construction of coded caching schemes which have subpacketization subexponential in the number of users  $K$  (for large  $K$ ). Towards that end, in Section V, we give a new framework for the construction of coded caching schemes via a graph theoretic construct, which we call as *caching line graphs*. A clique cover of such a caching line graph describes the uncached subfiles at users. A clique cover of the complement of the square of the caching line graph gives a transmission scheme that satisfies user demands. We then define a specific class of such caching line graphs called *(c, d)-caching line graphs*, for which the subpacketization  $F$ , rate  $R$ , and cache-fraction  $\frac{M}{N}$  of the coded caching problem can be captured via its graph theoretic parameters. Using this new framework, and utilizing some basic ideas from projective geometries over finite field, we construct two new coded caching schemes, given in Section VI (Scheme A) and Section VII (Scheme B).

Table III of this section gives all the major details regarding the parameters of Schemes A and B, as well as the location of the related results and examples in the paper in the last column. We briefly describe the salient features of these schemes. Scheme A, which we present in Section VI, has subexponential subpacketization, but uses high cache size, to achieve a rate upper bounded by a constant. When compared to Scheme A, Scheme B presented in Section VII has equivalent subpacketization (as an asymptotic function of  $K$ ), while having lower cache size but a higher rate. Because of the low-cache requirement which is relevant in practice, we consider Scheme B to be the more important among the two schemes presented. For ranges of users from 10s-1000s, we show via numerical examples that we obtain values of subpacketization in the range of  $10^2 - 10^4$ , which seem reasonably practical. These numerical comparisons of Scheme A and Scheme B with existing schemes are shown in Table VIII (Section VI), and Tables IX and X (Section VII) respectively.

Observing the subpacketization and rate of any given scheme, as the number of users grow, gives us an understanding of the performance of the scheme, and is done in prior literature also (see the subpacketization column of Table I, for instance). It also enables comparison with existing schemes, in situations when parameters cannot be matched accurately. Asymptotically in  $K$ , both Scheme A and B achieve subpacketization  $F = q^{O((\log_q K)^2)}$ , where  $q$  is a constant prime power. Keeping the rate within a constant for large  $K$ , Scheme A asymptotically requires a large cache size,  $\frac{M}{N} = 1 - \Theta\left(\frac{1}{\sqrt{K}}\right)$ . On the other hand, keeping the cache fraction constant, Scheme A can achieve polynomial subpacketization in  $K$  but only with rate being

TABLE II: Summary of subpacketization dependent lower bounds on rate presented in this paper. Here  $D = F(1 - \frac{M}{N})$ .

Corollary 1 (Section IV) Table V (Symmetric caching with every user caching same number of subfiles)	$R^* \geq \frac{1}{F} \left( (K + F) \left( 1 - \frac{M}{N} \right) - 1 \right)$
Theorem 2 (Section IV) Table V (Symmetric caching with every user caching same number of subfiles and every subfile cached in same number of users)	$R^* \geq \frac{1}{F} \left( D + \left\lceil \frac{D(K(1 - \frac{M}{N}) - 1)}{K - 1} \right\rceil + \dots + \left\lceil \frac{1}{\frac{KM}{N} + 1} \left\lceil \frac{2}{\frac{KM}{N} + 2} \left[ \dots \left\lceil \frac{D(K(1 - \frac{M}{N}) - 1)}{K - 1} \right\rceil \dots \right] \right\rceil \right)$

TABLE III: Summary of coded caching schemes for broadcast channel presented in this paper.  $k, n, m, t \in \mathbb{Z}^+$  such that  $m + t \leq k$  and  $n + m \leq k$ .  $q$  is prime power.  $\lambda \in (0, 1)$  such that  $\lambda q$  is an integer.

Scheme name and Characteristics		Number of users ( $K$ )	Cache fraction ( $\frac{M}{N}$ )	Subpacketization ( $F$ )	Rate ( $R$ )	Results, examples, numerical comparisons
<b>Low (subexponential) subpacketization scheme with large cache fraction</b>  (Scheme A)	Parameters	$\begin{bmatrix} k \\ t \end{bmatrix}_q$	$1 - \frac{\begin{bmatrix} m+t \\ t \end{bmatrix}_q}{\begin{bmatrix} k \\ t \end{bmatrix}_q}$	$\begin{bmatrix} k \\ m+t \end{bmatrix}_q$	$\frac{K \left( 1 - \frac{M}{N} \right)}{\begin{bmatrix} k-m \\ t \end{bmatrix}_q}$	Section VI-C Theorem 4 Table VIII Examples 6,7
	Asymptotics	For large $K$ (as $k \rightarrow \infty$ )	$\leq 1 - q^{-(k-m-t+1)t}$ ( $\leq$ <b>constant</b> )	$O(\text{poly}(K))$	$\Theta(K)$	Appendix B (Case 1) (for constant $k - m, t, q$ )
		For large $K$ (as $k \rightarrow \infty$ )	$1 - \Theta\left(\frac{1}{\sqrt{K}}\right)$	$q^{O((\log_q K)^2)}$ ( <b>subexponential in <math>K</math></b> )	$\leq q^{-(k-2m-t-1)t}$ ( $\leq$ <b>constant</b> )	Appendix B (Case 2) (for constant $k - 2m, t, q$ )
<b>Low (subexponential) subpacketization scheme with small cache fraction</b>  (Scheme B)	Parameters	$a \prod_{i=0}^{n-1} x_i$	$1 - q^{nm} \prod_{i=0}^{n-1} \frac{z_i}{x_i}$	$b \prod_{i=0}^{m-1} x_i$	$\frac{K \left( 1 - \frac{M}{N} \right)}{d}$	Section VII-C Theorem 5
		where, $a = \frac{1}{n!} q^{\frac{n(n-1)}{2}}$ , $b = \frac{1}{m!} q^{\frac{m(m-1)}{2}}$ , $d = \binom{n+m}{n}$ , $x_i = \begin{bmatrix} k-i \\ 1 \end{bmatrix}_q$ , $z_i = \begin{bmatrix} k-m-i \\ 1 \end{bmatrix}_q$				
	Asymptotics	For large $K$ (as $k \rightarrow \infty$ )	$\leq \frac{n}{q^{k-m-n+1}}$ ( $\leq$ <b>constant</b> )	$q^{O((\log_q K)^2)}$ ( <b>subexponential in <math>K</math></b> )	$\Theta\left(\frac{K}{(\log_q K)^n}\right)$	Appendix D (for constant $k - m, n, q$ )
<b>Linear subpacketization (<math>F = K</math>) scheme with small cache fraction</b> (Scheme C)		$\leq \frac{q^{2\lambda^2 q^2}}{(\lambda q)!}$	$\leq \lambda$	$= K$ ( <b>linear in <math>K</math></b> )	$\leq \frac{q^{2\lambda^2 q^2}}{(\lambda q)!} \cdot \frac{2\sqrt{\lambda q}}{4^{\lambda q}}$	Section VII-E Corollary 3  (Theorem 5 with $n = m$ )

$\Theta(K)$ . With Scheme B, we get  $F = q^{O((\log_q K)^2)}$ , and rate  $\Theta\left(\frac{K}{(\log_q K)^n}\right)$ , for large  $K$  and the cache fraction  $\frac{M}{N}$  being upper bounded by a constant  $\frac{n}{q^{\alpha-n+1}}$  (where  $\alpha = k - m, n$  are integer constants such that  $n \leq \alpha$  and  $q$  is some prime power). These asymptotics are proved in respective sections, and captured in Table III also.

For specific values of the scheme parameters, we get a new linear subpacketization scheme (Scheme C) in Section VII-E, parametrized with two parameters,  $q$  a prime power and  $\lambda \in (0, 1)$ . For this scheme, we get the number of users  $K \leq \frac{q^{2\lambda^2 q^2}}{(\lambda q)!}$ , the subpacketization level  $F = K$ , the cache fraction  $\frac{M}{N} \leq \lambda$ , and rate being  $\frac{K(1-M/N)}{\gamma}$ , where  $\gamma \geq \frac{4^{\lambda q}}{2\sqrt{\lambda q}}$ . Table III also lists the features of this scheme. A generalized version of Scheme B, with one more tunable parameter, is presented in Section VII-F.

In Section VIII, we extend our low-subpacketization low-cache Scheme B to some of the other settings explored in literature where coded caching helps. In particular, we extend our Scheme B to the D2D setting in Section VIII-A, to distributed computing in Section VIII-B, and to the cache-aided interference channel setting in Section VIII-C. Table IV in this section

TABLE IV: Summary of extensions of Scheme B (in Section VII-C) to D2D coded caching network, distributed computing setup and cache-aided interference channel, presented in this paper.  $k, n, m \in \mathbb{Z}^+$  such that  $n + m \leq k$  and  $q$  is prime power.

	Number of users ( $K$ )	Cache fraction $\left(\frac{M}{N}\right)$	Subpacketization ( $F$ )	Rate ( $R$ )	Location in the paper
Low subpacketization D2D coded caching scheme with small cache fraction	$a \prod_{i=0}^{n-1} x_i$	$1 - q^{nm} \prod_{i=0}^{m-1} \frac{y_i}{x_i}$	$b(d-1) \prod_{i=0}^{m-1} x_i$	$\frac{a}{d-1} q^{nm} \prod_{i=0}^{n-1} z_i$	Section VIII-A Theorem 8 Table XI
	where, $a = \frac{1}{n!} q^{\frac{n(n-1)}{2}}$ , $b = \frac{1}{m!} q^{\frac{m(m-1)}{2}}$ , $d = \binom{n+m}{n}$ , $x_i = \begin{bmatrix} k-i \\ 1 \end{bmatrix}_q$ , $y_i = \begin{bmatrix} k-n-i \\ 1 \end{bmatrix}_q$ , $z_i = \begin{bmatrix} k-m-i \\ 1 \end{bmatrix}_q$				
	Number of Nodes ( $K$ )	Computation load ( $r$ )	Number of batches ( $F$ )	Communication load ( $L$ )	Location in the paper
Distributed computing scheme with less number of batches	$a \prod_{i=0}^{n-1} x_i$	$K \left(1 - q^{nm} \prod_{i=0}^{m-1} \frac{y_i}{x_i}\right)$	$b \prod_{i=0}^{m-1} x_i$	$\frac{q^{nm}}{d-1} \prod_{i=0}^{n-1} \frac{z_i}{x_i}$	Section VIII-B Theorem 9 Table XII
Low subpacketization coded caching scheme in interference channel	Number of transmitters $K_T \in \mathbb{Z}^+$ ,		Transmitter cache fraction $\frac{M_T}{N}$ ,		Location in the paper
	Number of receivers $K_R = \frac{K_T M_T}{N} \begin{bmatrix} k \\ 1 \end{bmatrix}_q$ ,		Receiver cache fraction $\frac{M_R}{N} = 1 - \frac{q^m \begin{bmatrix} k-1 \\ m \end{bmatrix}_q}{\begin{bmatrix} k \\ m \end{bmatrix}_q}$ ,		
Subpacketization $F = \frac{1}{m!} q^{\frac{m(m-1)}{2}} \prod_{i=0}^{m-1} \begin{bmatrix} k-i \\ 1 \end{bmatrix}_q$ ,		sum-DoF $= \frac{K_T M_T}{N} (m+1)$ .		Section VIII-C Theorem 10 Table XIII	

summarizes the parameters of these extensions. In each of these settings, our extended scheme is compared with existing schemes numerically to illustrate our low subpacketization advantage (Tables XI, XII, XIII) in Section VIII. We conclude the paper with discussions regarding future work in Section IX.

*Notations and Terminology:*  $\mathbb{Z}^+$  denotes the set of positive integers. We denote the set  $\{1, \dots, n\}$  by  $[n]$  for some positive integer  $n$ . For sets  $A, B$ , the set of elements in  $A$  but not in  $B$  is denoted by  $A \setminus B$ . The set  $A \setminus a$  denotes  $A \setminus \{a\}$ . The set of all  $b$  sized subsets of  $A$  is denoted by  $\binom{A}{b}$ . For  $a, b \in \mathbb{Z}^+$  such that  $1 \leq a \leq b$ ,  $\binom{a}{b}$  represents the binomial coefficient. The finite field with  $q$  elements is  $\mathbb{F}_q$ . The  $k$ -dim (dimensional) vector space over  $\mathbb{F}_q$  is represented as  $\mathbb{F}_q^k$ . The dimension of a vector space  $V$  over  $\mathbb{F}_q$  is given as  $\dim(V)$ . The zero vector is represented as  $\mathbf{0}$ . For two subspaces  $V, W$ , their subspace sum is denoted by  $V + W$ . Note that  $V + W = V \oplus W$  (the direct sum) if  $V \cap W = \{\mathbf{0}\}$ . The subspaces  $V_1, \dots, V_n$  (all are subspaces of a vector space) are said to be linearly independent if  $v_1 + \dots + v_n = \mathbf{0}$  (for each  $v_i \in V_i, i \in [n]$ ) holds only for  $v_1 = v_2 = \dots = v_n = \mathbf{0}$ , and linearly dependent otherwise. A graph  $G$  is defined by its vertex set  $V(G)$  and edge set  $E(G) \subseteq \binom{V(G)}{2}$ . The complement  $\overline{G}$  of a graph  $G$  is the graph with the same vertex set as  $G$  and edge set  $E(\overline{G}) = \binom{V(G)}{2} \setminus E(G)$ .

### III. SYSTEM MODEL

In this section, we present the classical coded caching setup as given by Ali-Niesen in [6]. We then discuss the bipartite graph model for coded caching as given in [15].

#### A. System Model

Consider a broadcast coded caching setup as shown in Fig 1. Let  $\mathcal{K}$  be the set of users (clients) ( $|\mathcal{K}| = K$ ) in a system consisting of one server having a library of  $N$  files,  $\{W_i : i \in [N]\}$ , connected to the clients via a error-free broadcast channel. We assume  $K \leq N$ , i.e., the number of files is larger than the number of users. This is typically the case in most research works in coded caching literature (some exceptions exist, for instance [29]). It is also true in many practical situations, as the library (set of all files) has possibly many more files than the number of receivers in the network. Further, if the number of receivers is large, then they may be grouped into multiple groups, and coded caching may be applied to the modified system, in which each group is considered like a single user (see, for instance, [12]); in which case the setting of  $K \leq N$  is more relevant.

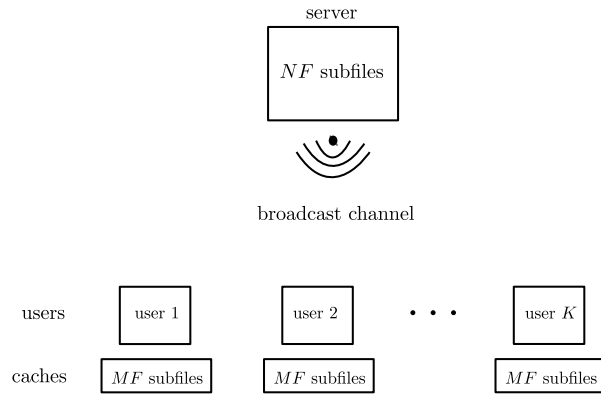


Fig. 1: Broadcast coded caching setup.

Let  $F$  be the subpacketization level, i.e., we assume each file is composed of  $F$  subfiles, each taking values according to a uniform distribution from some finite abelian group  $\mathcal{A}$ . The subfiles of file  $W_i$  are denoted as  $W_{i,f} : f \in \mathcal{F}$  for some set  $\mathcal{F}$  of size  $F$ . Each user can store  $M$  files (equivalently,  $MF$  subfiles) in its cache. A *coded caching scheme* consists of two sub schemes (as in [6]), a *caching scheme* according to which subfiles of the files are placed in the user caches during periods when the traffic is low (the caching phase), and a *transmission scheme* or a *delivery scheme* that consists of broadcast transmissions from the server satisfying the demands of the clients appearing during the demand phase. We assume *symmetric caching* throughout the paper, i.e., for any  $f \in \mathcal{F}$ , any user either caches  $W_{i,f} \forall i \in [N]$  or does not cache  $W_{i,f} \forall i \in [N]$ . Most schemes in literature, including those for instance in [12]–[19], employ symmetric caching. The parameters  $F$  and  $\frac{M}{N}$  in symmetric caching will lead to the quantity  $\frac{MF}{N}$  being an integer, indicating the number of subfiles of any particular file stored in a user's cache.

During the demand phase, each client demands one file from the library. In the delivery scheme, the transmissions must be done so that the demands of the clients are all satisfied. The worst-case demand scenario corresponds to that situation in which each receiver demands a unique file. As in [6], the rate  $R$  (for the worst-case demands) of such a coded caching scheme is defined as,

$$\text{Rate } R \triangleq \frac{\text{Number of bits transmitted in the transmission scheme considering worst-case demands}}{\text{Number of bits in a file}}.$$

The delivery scheme typically involves multiple transmission rounds. Under the assumption that the size of each transmission is same as that of subfile size, the rate expression can be simplified as,

$$R = \frac{\text{Number of transmission rounds in the transmission scheme for worst-case demands}}{\text{Number of subfiles in a file } (F)}. \quad (1)$$

In an achievable scheme in which the delivery scheme consists of uncoded transmissions, note that the rate must be  $K(1 - \frac{M}{N})$ , as the uncached fraction of each demanded file consisting of  $F(1 - \frac{M}{N})$  subfiles are sent uncoded. Note that in this scheme, each transmitted subfile is intended for one particular user only.

The ratio of the rate of the uncoded scheme to the rate  $R$  of a coded caching scheme is defined as the *global caching gain* ( $\gamma$ ) of the coded caching scheme. Thus,

$$\gamma = \frac{K(1 - M/N)}{R}. \quad (2)$$

The global caching gain  $\gamma$  of a coded caching scheme also represents the average number of users served per transmission in the coded caching scheme. We are interested in designing coded caching schemes with low rate (or high gain) and low subpacketization level, which also uses low cache size at the users.

### B. Bipartite Graph based Coded Caching and Delivery based on [15]

We can visualize the symmetric caching scheme (with fully populated caches) using a bipartite graph, following [15]. We shall use this bipartite coded caching picture to obtain our lower bounds on the rate of coded caching in Section IV, as well as to obtain our line graph framework in Section V.

Consider a bipartite graph  $B$  with  $\mathcal{K}$  being the left (user) vertices and the right (subfile) vertices being  $\mathcal{F}$ . We then define the edges of the bipartite graph to denote the uncached subfiles of the files, i.e., for  $k \in \mathcal{K}, f \in \mathcal{F}$ , an edge  $\{k, f\} \in E(B)$  exists if and only if user  $k$  does *not* contain in its cache the subfile  $W_{i,f}, \forall i \in [N]$ . Clearly, this bipartite graph is left-regular, with  $F(1 - \frac{M}{N})$  being the degree of any user vertex. Indeed any left-regular bipartite graph defines a caching scheme, which we formalize below.

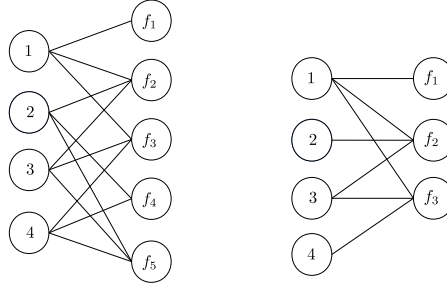


Fig. 2: The left figure is a bipartite caching scheme with 4 users and 5 subfiles with  $1 - M/N = 3/5$ . Edges indicate missed subfiles. The right figure shows a subgraph relevant to Example 2.

**Definition 1** (Bipartite Caching Scheme). *Given a bipartite  $D$ -left-regular graph with  $K$  left vertices and  $F$  right vertices denoted by  $B(K, D, F)$  (or in short,  $B$ ), the symmetric caching scheme defined on  $K$  users with subpacketization  $F$  with the edges of  $B$  indicating the uncached subfiles at the users, is called the  $(K, D, F)$  bipartite caching scheme associated with the bipartite graph  $B$ .*

**Remark 1.** *We observe that the bipartite caching scheme associated with the graph  $B(K, D, F)$  has the cache fraction  $\frac{M}{N} = 1 - \frac{D}{F}$ .*

**Example 1.** *The left-subfigure of Fig. 2 shows a graph describing a  $(K = 4, D = 3, F = 5)$  bipartite caching scheme. The cache-fraction is  $\frac{M}{N} = \frac{2}{5}$ , meaning that each receiver caches 2 subfiles of the 5 subfiles of each file. For instance,  $W_{1,f_1}$  is cached in users 2, 3, 4, and not at user 1.*

Most schemes in literature can be captured via the bipartite caching schemes. The delivery scheme of such schemes are the so-called ‘all-but-one’ delivery schemes, in which each transmission is simply a sum of subfiles (one for each client in some subset of clients), with each summand subfile being demanded by a unique client in the subset, while the other summands are available in the unique clients cache. It turns out that this all-but-one delivery scheme can be captured in a graph-theoretic sense, as given in [15], which we now briefly recollect.

A matching of a graph  $G$  is a subset of edges with no common vertices between any two distinct edges in the subset. An *induced matching*  $\mathcal{M}$  of a graph  $G$  is a matching such that the induced subgraph of the vertices of  $\mathcal{M}$  is  $\mathcal{M}$  itself. Let  $W_{d_k}$  denote the demanded file of user  $k \in \mathcal{K}$  in the demand phase. For an induced matching  $\mathcal{M}$  of the caching bipartite graph  $B$  consisting of edges  $\{\{k_j, f_j\} : j \in [l]\}$ , consider the associated transmission

$$Y_{\mathcal{M}} = \sum_{j=1}^l W_{d_{k_j}, f_j}. \quad (3)$$

As  $\mathcal{M}$  is an induced matching,  $W_{d_{k_j}, f_j}$  is a subfile unavailable but demanded at user  $k_j$ . By the same reason, each user  $k_j$  has all the subfiles in (3) in its cache except for  $W_{d_{k_j}, f_j}$ , hence user  $k_j$  can decode  $W_{d_{k_j}, f_j}, \forall j \in [l]$ . A  *$b$ -strong-edge-coloring* of a graph is an assignment of labels (called *colors*) from a finite set  $\mathcal{C}$  of size  $b$  to each of its edges such that the set of all edges of any color (called a *color class*) form an induced matching. Let  $\{M_j, j \in [n]\}$  be the set of all induced matchings (color classes) arising from a strong edge coloring of  $B$ . It is not difficult to see that the transmissions  $Y_{M_j} : j \in [n]$  (constructed as in (3)) corresponding to  $M_j : j \in [n]$  satisfies the demands of all the users. Therefore, we have obtained an achievable scheme. By (1), the rate of this transmission scheme is  $\frac{n}{F}$ . We refer to this delivery scheme as the *induced-matching based delivery scheme*.

#### IV. LOWER BOUNDS ON RATE OF DELIVERY SCHEME FOR SYMMETRIC CACHING

In this section, we present two information theoretic lower bounds on the rate of the transmission scheme associated with a  $(K, D = F(1 - \frac{M}{N}), F)$  bipartite caching scheme associated with  $B$  and numerically compare with the existing lower bounds from [11], [18]. We obtain two bounds for the rate of coded caching with fixed parameters  $K, F, M$  and  $N$ . The first bound holds for all symmetric caching schemes, but is quite loose. The second one holds for a special class of caching schemes, which includes most of the constructions in the literature. The second bound is shown to be better than existing bounds from prior work via numerical comparisons.

We first give some preliminary ideas and definitions before we present our bounds. As the subfile  $W_{i,f}$  of the file  $W_i$  takes values from the finite set  $\mathcal{A}$  with uniform distribution, taking the base of logarithm as  $|\mathcal{A}|$ , we have the Shannon entropy of  $W_{i,f}$  as  $H(W_{i,f}) = 1, \forall i, f$ . Thus  $H(W_i) = F, \forall i \in [N]$ .

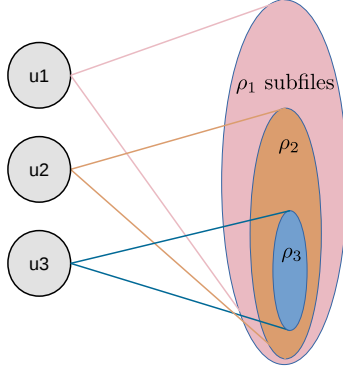


Fig. 3: Intuition behind the lower bound presented in Theorem 1. The nesting of the  $\rho_3$  neighbours of the vertex  $u_3$  within the  $\rho_2$  neighbours of  $u_2$ , and these further within  $\rho_1$  neighbours of  $u_1$ , results in the number of transmissions  $R^*F \geq \rho_1 + \rho_2 + \rho_3$ .

**Definition 2.** For given parameters  $K, \frac{M}{N}$ , and  $F$ , a rate  $R$  is said to be achievable if there exists some  $(K, D = F(1 - \frac{M}{N}), F)$  bipartite caching scheme, with a delivery scheme with rate  $R$  that satisfies all client demands. We define the optimal rate  $R^*(K, D, F)$  given parameters  $K, D, F$  as follows.

$$R^*(K, D, F) \triangleq \infimum\{R : R \text{ is achievable}\}.$$

**Remark 2.** We abbreviate  $R^*(K, D, F)$  as simply  $R^*$ , as the parameters involved will be clear from the context.

It is known from [11] that  $R^* \geq \frac{K(1 - \frac{M}{N})}{1 + \frac{MK}{N}}$  for any value of  $F$ , and this is achieved by scheme in [6] with  $F = (\frac{K}{\frac{MK}{N}})$ . Further, for coded caching schemes with given parameters derived from PDAs (which correspond to the bipartite caching schemes with induced matching delivery schemes), it was shown in [18] that

$$R^* \geq \frac{1}{F} \left( \left\lceil \frac{DK}{F} \right\rceil + \left\lceil \frac{D-1}{F-1} \left\lceil \frac{DK}{F} \right\rceil \right\rceil + \cdots + \left\lceil \frac{1}{\frac{FM}{N} + 1} \left\lceil \frac{2}{\frac{FM}{N} + 2} \left\lceil \cdots \left\lceil \frac{DK}{F} \right\rceil \cdots \right\rceil \right\rceil \right). \quad (4)$$

Note that in (4), the notation  $R^*$  is abused to correspond to the optimal rate only among PDA based delivery schemes. We compare our new lower bounds with these two bounds.

We will first prove a generic lower bound for coded caching schemes using the bipartite caching model in Theorem 1, about which we briefly give some intuition. Consider the induced-matching based delivery scheme in Section III-B of the bipartite caching graph. The cardinality of any subset of edges of the bipartite caching graph such that no two among the subset can appear in any single induced matching, gives us a lower bound on the number of transmissions in any induced-matching based delivery scheme. This is illustrated in Fig. 3. Consider a bipartite caching line graph  $B$ , of which a subgraph is shown in Fig 3. Let  $u_1$  be an arbitrary user vertex. Let  $|\mathcal{N}(u_1)| = \rho_1 (> 1)$ . It is clear that no two of these  $\rho_1$  edges (from  $u_1$  to  $\mathcal{N}(u_1)$ ) must lie in the same induced matching. Now consider an arbitrary user vertex  $u_2 \in \mathcal{N}(\mathcal{N}(u_1))$ . Let  $|\mathcal{N}(u_1) \cap \mathcal{N}(u_2)| = \rho_2 (> 1)$ . Once again, no two of the  $\rho_1 + \rho_2$  edges (from  $u_1$  to  $\mathcal{N}(u_1)$  and from  $u_2$  to  $\mathcal{N}(u_1) \cap \mathcal{N}(u_2)$ ) lie in the same induced matching. Thus,  $\rho_1 + \rho_2$  is a lower bound on the number of transmissions of any induced-matching based delivery scheme. Doing this iteratively gives us better bounds on the rate of such delivery schemes. Interestingly, we show in Theorem 1 that these bounds apply in the information theoretic sense, i.e., to any given delivery scheme (including non-linear schemes) for a given bipartite caching scheme. We then use this result to show our two lower bounds for coded caching schemes with fixed parameters  $K, D = F(1 - M/N)$  and  $F$  in Corollary 1 and Theorem 2. The lower bound in Theorem 1 can be viewed as the maximum acyclic induced subgraph (MAIS) lower bound [30] for the index coding problem induced by the coded caching setup. The proof of this uses a technique from [31] (Appendix A in [31]).

**Theorem 1.** Let  $B$  be a bipartite caching graph representing a caching scheme on a broadcast network. Let  $U = \{k_j : j \in [N']\}$  be a subset of  $N'$  user vertices of  $B$ , and let the number of files in the system  $N$  be at least  $N'$ . For  $j \in [N']$ , let  $\rho_j$  be the number of right vertices (subfiles) in  $H$  which are adjacent to  $\{k_i : i \in [j]\}$ . Let  $\tilde{R}^*$  be the infimum of all achievable rates for the bipartite caching scheme defined by  $B$ . Then

$$\tilde{R}^* \geq \frac{1}{F} \sum_{j=1}^{N'} \rho_j.$$

*Proof:* We are given a valid caching scheme associated with  $B$ . Let  $\mathbf{Y}$  denote the set of all transmissions in a valid transmission scheme. As  $N' \leq N$ , we can assume a demand scenario in which the  $N'$  users all demand different files. Let



$W_{d_j}$  be the demand of  $k_j \in U$  and  $Z_j$  be the cache content of user  $k_j$ . Let  $S_j$  denote the set of subfiles of  $W_{d_j}$  in the subgraph  $H$  missing from users  $k_i : i \in [j]$ . This corresponds to subfile vertices adjacent to users  $k_i : i \in [j]$  in  $H$ . In our notation,  $|S_j| = \rho_j$ . Since  $W_{d_j}$ s are distinct, thus each subfile in  $S_j : j \in [N']$  is distinct. We then follow an idea similar to [31]. We construct a virtual receiver which contains an empty cache at first. In the  $j^{\text{th}}$  step, the cache of this virtual user is populated with all the cache contents of user  $j$  except those pertaining to the files demanded by  $k_i : i \in [j-1]$ . Let  $\tilde{Z}_j = Z_j \setminus \{W_{d_i, f} : i < j, \forall f\}$ . Then  $\{\tilde{Z}_j : j \in [N']\}$  is the final cache content of this virtual user. By the given transmission scheme, the receivers can decode their demands. Hence, we must have

$$H\left(\{W_{d_j} : j \in [N']\} \mid \{\tilde{Z}_j : j \in [N']\}, \mathbf{Y}\right) = 0, \quad (5)$$

as the virtual user must be successively able to decode all the demands of the  $N'$  users. Since  $RF$  denotes the size of transmissions (assuming each subfile to be of unit size) in a code of rate  $R$ , we must have the following inequalities.

$$\begin{aligned} \tilde{R}^* F &\geq H(\mathbf{Y}) \\ &\geq I\left(\mathbf{Y}; \{W_{d_j} : j \in [N']\} \mid \{\tilde{Z}_j : j \in [N']\}\right) \\ &= H\left(\{W_{d_j} : j \in [N']\} \mid \{\tilde{Z}_j : j \in [N']\}\right) \quad (\text{by (5)}) \\ &\geq H(\{S_j : j \in [N']\}) = \sum_{j=1}^{N'} \rho_j, \end{aligned}$$

where  $I(\cdot)$  denotes the mutual information, and the last inequality is obtained by noting the missing subfiles in  $\{\tilde{Z}_j : j \in [N']\}$ . This completes the proof.  $\blacksquare$

Once again, we note that as the bound in Theorem 1 applies to the rate of any delivery scheme for the given bipartite caching scheme, not just the induced-matching based scheme.

Using the result in Theorem 1, we obtain our first lower bound in Corollary 1 for any symmetric coded caching scheme (left-regular bipartite caching schemes), and then the second bound in Theorem 2 for all bi-regular bipartite caching schemes.

**Corollary 1.** *For a symmetric caching scheme with  $K$  users with memory fraction  $\frac{M}{N}$ , subpacketization  $F$ , and number of files  $N \geq K(1 - \frac{M}{N})$ , the optimal rate  $R^*$  is lower bounded as*

$$R^* \geq \frac{1}{F} \left( (K + F) \left( 1 - \frac{M}{N} \right) - 1 \right). \quad (6)$$

*Proof:* A symmetric caching scheme is equivalently represented by a bipartite graph  $B$  as in Section III-B. In any such graph with the given parameters, by a pigeon-holing argument, it is easy to see that there is a subfile vertex  $f \in \mathcal{F}$  in  $B$  having at least  $K(1 - \frac{M}{N})$  adjacent user vertices, which we refer to as  $U = \{k_i : i \in [K(1 - \frac{M}{N})]\}$ . Clearly, by definition of  $B$ , the vertex  $k_1$  has  $D = F(1 - \frac{M}{N})$  neighbours. Thus, following the notations in Theorem 1, we have  $\rho_1 \geq D$ . Further for  $2 \leq i \leq K(1 - \frac{M}{N})$ , we have  $\rho_i \geq 1$ , as  $f$  is adjacent to each vertex in  $U$ . As the bounds on  $\rho_i : \forall i \in [K(1 - \frac{M}{N})]$  are independent of the bipartite graph chosen and depend only on the given parameters  $K, F, \frac{M}{N}$ , by applying Theorem 1 for the bipartite graph corresponding to the caching scheme which gives the delivery scheme with optimal rate  $R^*$ , we get (6).  $\blacksquare$

**Example 2.** (Continuation of Example 1) The figure on the right in Fig. 2 shows a subgraph of the bipartite caching graph  $B(4, 3, 5)$  on the left. Assuming the number of files  $N \geq 4$ , following Corollary 1, we can take  $\rho_1 = 3, \rho_2 = 2, \rho_3 = 1, \rho_4 = 0$

(where the user vertices are taken in the order 1, 3, 2, 4). We then get the optimal rate bound,  $R^* \geq \frac{\sum_{i=1}^4 \rho_i}{5} = \frac{6}{5}$ .

In the following bound we abuse the notation  $R^*$  to denote the optimal rate (given  $K, F, \frac{M}{N}$ ) only among those schemes defined by a *bi-regular* bipartite caching graph, i.e., in which each subfile is stored in a constant  $K(1 - \frac{M}{N})$  number of clients. However, this is not a serious restriction, as most centralized coded caching schemes in literature have this feature. This bound applies to the schemes we develop in this work also. We show in Table V that this second lower bound outperforms prior bounds for many chosen values of parameters.

**Theorem 2.** *Let  $R^*$  be the infimum of all achievable rates for the coded caching problem defined by a bi-regular bipartite graph  $B(K, D, F)$ , with the number of files  $N \geq K(1 - \frac{M}{N})$ . Then  $R^*$  satisfies*

$$R^* F \geq D + \left\lceil \frac{D(K(1 - \frac{M}{N}) - 1)}{K - 1} \right\rceil + \dots + \left\lceil \frac{1}{\frac{KM}{N} + 1} \left\lceil \frac{2}{\frac{KM}{N} + 2} \left[ \dots \left\lceil \frac{D(K(1 - \frac{M}{N}) - 1)}{K - 1} \right\rceil \dots \right] \right\rceil \right\rceil.$$

*Proof:*

Consider a bi-regular caching bipartite graph  $B(K, D, F)$ . We know that  $D = F \left(1 - \frac{M}{N}\right)$ . Since the graph is bi-regular it is clear that right degree is  $K \left(1 - \frac{M}{N}\right)$ . Consider an arbitrary user vertex and call it  $k_1$ . We know that  $|\mathcal{N}(k_1)| = D$ . From the notations of Theorem 1, we have  $\rho_1 = D$ . With out loss of generality (WLOG), let  $\mathcal{N}(k_1) = \{f_1, f_2, \dots, f_{\rho_1}\}$ . Now, consider the graph induced by  $\mathcal{K} \cup \mathcal{N}(k_1)$  of  $B$  and call it  $B'$ .

**Finding lower bound on  $\rho_2$ :** Since the degree of each  $f \in \mathcal{N}(k_1)$  is  $K \left(1 - \frac{M}{N}\right)$ , there are exactly  $K \left(1 - \frac{M}{N}\right) \rho_1$  edges in  $B'$ . It is easy to see that the number of edges in  $B'$  between  $\mathcal{K} \setminus \{k_1\}$  and  $\mathcal{N}(k_1)$  is  $(K \left(1 - \frac{M}{N}\right) - 1) \rho_1$ . By pigeon-holing argument, there exists a user vertex in  $\mathcal{K} \setminus \{k_1\}$  with degree at least  $\left\lceil \frac{(K(1-\frac{M}{N})-1)\rho_1}{K-1} \right\rceil$ , in  $B'$ . Consider such a user vertex and call it  $k_2$ . Therefore

$$\rho_2 \geq \left\lceil \frac{(K \left(1 - \frac{M}{N}\right) - 1) \rho_1}{K - 1} \right\rceil = \left\lceil \frac{(K \left(1 - \frac{M}{N}\right) - 1) D}{K - 1} \right\rceil.$$

WLOG, let  $\mathcal{N}(k_2) = \{f_1, f_2, \dots, f_{\rho_2}\}$  in  $B'$ . It is clear that  $\mathcal{N}(k_2) \subseteq \mathcal{N}(k_1)$ . Therefore from each subfile vertex in  $\mathcal{N}(k_2)$  two edges will go to  $k_1, k_2$  each.

**Finding lower bound on  $\rho_3$ :** Since the degree of each  $f \in \mathcal{N}(k_2)$  is  $K \left(1 - \frac{M}{N}\right)$ , there are exactly  $K \left(1 - \frac{M}{N}\right) \rho_2$  edges emanating from  $\mathcal{N}(k_2)$ . Now, it should be clear that the number of edges in  $B'$  between  $\mathcal{K} \setminus \{k_1, k_2\}$  and  $\mathcal{N}(k_2)$  is  $(K \left(1 - \frac{M}{N}\right) - 2) \rho_2$ . By pigeon-holing argument, there exists a user vertex in  $\mathcal{K} \setminus \{k_1, k_2\}$  with degree at least  $\left\lceil \frac{(K(1-\frac{M}{N})-2)\rho_2}{K-2} \right\rceil$ , in  $B'$ . Consider such a user vertex and call it  $k_3$ . Therefore

$$\rho_3 \geq \left\lceil \frac{(K \left(1 - \frac{M}{N}\right) - 2) \rho_2}{K - 2} \right\rceil.$$

By using lower bound on  $\rho_2$  we can write,

$$\rho_3 \geq \left\lceil \frac{(K \left(1 - \frac{M}{N}\right) - 2) \left\lceil \frac{(K \left(1 - \frac{M}{N}\right) - 1) \rho_1}{K - 1} \right\rceil}{K - 2} \right\rceil.$$

Iterating this procedure, in general we can write,

$$\rho_j \geq \left\lceil \frac{\left(K \left(1 - \frac{M}{N}\right) - (j - 1)\right) \rho_{j-1}}{K - (j - 1)} \right\rceil,$$

where  $j \in \{2, 3, \dots, K \left(1 - \frac{M}{N}\right)\}$ . Note that we have thus simultaneously identified  $K \left(1 - \frac{M}{N}\right)$  user vertices. As  $N \geq K \left(1 - \frac{M}{N}\right)$ , we have in Theorem 1,  $N' = K \left(1 - \frac{M}{N}\right)$ . Now, applying Theorem 1 upon noticing that the bounds on  $\rho_j$ s depend only on the parameters  $K, F, \frac{M}{N}$ , completes the proof. ■

TABLE V: For some values of  $K, F, D$ , we compare the lower bound of this work with that of [18], [11]. The last column gives the number of transmissions in the scheme constructed in Section VII-C for whatever values are applicable. (NA represents not applicable).

$K$	$F$	$D$	(Corollary 1) $R^*F \geq$	(Theorem 2) $R^*F \geq$	[18] $R^*F \geq$	[11] $R^*F \geq$	Scheme B [Section VII-C] $RF$
15	50	30	38	71	54	65	NA
24	54	36	51	109	90	96	NA
15	20	12	20	30	31	26	NA
7	21	12	15	22	18	21	28
13	78	54	62	143	103	140	234
15	105	84	95	325	234	315	420
21	210	160	175	575	377	560	1120
31	465	420	447	3294	2290	3255	4340

We now present numerical comparisons between the bounds we have obtained in this section, with earlier results. For a number of choice of parameters, we compare in Table V the new lower bounds based on Corollary 1 and Theorem 2 on the number of transmissions (column 4 and column 5 of Table V) in an optimal scheme for the specific set of parameters, with the lower bound (4) given in [18] (given in column 6, which holds for PDA based schemes), as well as the lower bound (column 7) based on the Ali-Niesen rate  $\left(R^* \geq \frac{K \left(1 - \frac{M}{N}\right)}{1 + \frac{MK}{N}}\right)$  as shown in [11]. It can be seen that for many of the parameters, our

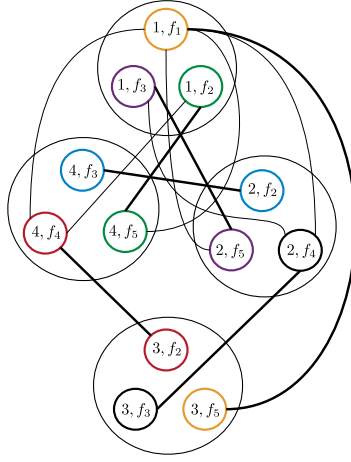


Fig. 4: The graph  $\overline{\mathcal{L}^2}$  corresponding to the bipartite graph in Fig. 2 (left figure). The same-coloured vertices with bold edges correspond to cliques.

bound of Theorem 2 is better than those in [18], [11]. However, the bound in Corollary 1 is quite loose. Further, the last column of Table V denotes the rate achieved (for whichever parameters are applicable) by our new coded caching scheme, titled Scheme B, whose construction we present in Section VII-C.

## V. LINE GRAPHS OF BIPARTITE GRAPHS AND CODED CACHING

In this section, we shall map the coded caching problem to the line graph of the bipartite caching graph  $B$  described in the Section III-B. The line graph  $\mathcal{L}(G)$  of a graph  $G$  is a graph in which the vertex set  $V(\mathcal{L}(G))$  is the edge set  $E(G)$  of  $G$ , and two vertices of  $V(\mathcal{L}(G))$  are adjacent if and only if they share a common vertex in  $G$ . The square of a graph  $G$  is a graph  $G^2$  having  $V(G^2) = V(G)$ , and an edge  $\{u, v\} \in E(G^2)$  if and only if either  $\{u, v\} \in E(G)$  or there exists some  $v_1 \in V(G)$  such that  $\{u, v_1\}, \{v_1, v\} \in E(G)$ . The following result is folklore and easy to prove.

**Lemma 1.** *There exists a  $b$ -clique-cover for  $\overline{\mathcal{L}^2(G)}$  (the complement of the square of the line graph of  $G$ ) if and only if there exists a  $b$ -strong-edge-coloring for  $G$ , with the cliques in the clique cover of  $\overline{\mathcal{L}^2(G)}$  corresponding to the color classes (induced matchings) arising from the strong edge coloring of  $G$ .*

By Lemma 1 and Section III-B, a valid transmission scheme corresponding to the caching scheme associated with  $B$  can be obtained by obtaining a clique cover for  $\overline{\mathcal{L}^2(B)}$ . From the arguments in Section III-B, such a transmission scheme will involve one transmission per each clique in a clique cover of  $\overline{\mathcal{L}^2}$ .

**Example 3.** (Continuation of Example 2) Fig. 4 shows the graph  $\overline{\mathcal{L}^2}$  for the line graph of the bipartite graph shown in Fig. 2. A clique cover consisting of 6 cliques is also shown, each containing 2 vertices. Thus the number of transmissions is 6, and the rate is  $\frac{6}{5}$ . As it is shown in Example 2 that the lower bound is also  $\frac{6}{5}$ , this is therefore an optimal scheme for the scheme illustrated by Fig. 4 (or equivalently, the bipartite graph in Fig. 2).

It turns out that the line graph of the left-regular bipartite graph  $B$  is highly structured, and any such structured graph will serve as a line graph of such a bipartite graph.

**Proposition 1.** *Let  $K, F, D \in \mathbb{Z}^+$  such that  $D \leq F$ . Consider two sets  $\mathcal{K}, \mathcal{F}$  such that  $|\mathcal{K}| = K$  and  $|\mathcal{F}| = F$ . Let  $\mathcal{L}$  be a graph containing  $KD$  vertices. Then  $\mathcal{L}$  is the line graph of a  $D$ -left regular bipartite graph  $B(K, D, F)$  if and only if the vertices  $V(\mathcal{L})$  can be given the distinct labels from  $\mathcal{K} \times \mathcal{F}$  such that the following conditions are satisfied.*

- P1: *The set of vertices  $\mathcal{C}_k \triangleq \{(k, f) \in V(\mathcal{L}) : f \in \mathcal{F}\}$  forms a clique of size  $D$ , for each  $k \in \mathcal{K}$ . (We refer to these cliques as the user cliques).*
- P2: *The set of vertices  $\mathcal{C}_f \triangleq \{(k, f) \in V(\mathcal{L}) : k \in \mathcal{K}\}$  forms a clique, for each  $f \in \mathcal{F}$ . (We refer to these cliques as the subfile cliques).*
- P3: *Each edge in  $\mathcal{L}$  lies between vertices within a user clique or within a subfile clique, i.e, there is an edge between two distinct vertices  $(k_1, f_1)$  and  $(k_2, f_2)$  in  $\mathcal{L}$  if and only if  $k_1 = k_2$  or  $f_1 = f_2$  (not both).*

*Proof:* We prove the If part. The Only If part can be inferred easily. We are given a graph  $\mathcal{L}$  satisfying properties P1-P3. To prove the If part, we create a bipartite graph  $B$  and show that it satisfies the desired properties of  $B(K, D, F)$ . Let  $\mathcal{K}$  be the set of left vertices and  $\mathcal{F}$  be the set of right vertices of  $B$ . We define the edges of  $B$  using user cliques of  $\mathcal{L}$ . Consider an arbitrary left vertex  $k_1 \in \mathcal{K}$ . Define the neighbourhood of  $k_1$  as  $\mathcal{N}(k_1) = \{f : (k_1, f) \in \mathcal{C}_{k_1}\}$ , where  $\mathcal{C}_{k_1}$  is the user clique

of  $k_1$  as given in P1. By P1 we have  $|C_{k_1}| = D$ . Therefore degree of  $k_1$  is  $D$ . Therefore the degree of each left vertex is  $D$ . It is clear that  $B$  is a  $D$ -left regular bipartite graph with  $K$  left vertices and  $F$  right vertices. This proves the If part. This completes the proof. ■

By Proposition 1, if we construct a graph  $\mathcal{L}$  satisfying the conditions P1-P3, then we have constructed a caching scheme based on a bipartite graph  $B$  such that  $\mathcal{L}(B) = \mathcal{L}$ . We therefore give the following definition.

**Definition 3.** A graph  $\mathcal{L}$  is called a caching line graph if it satisfies conditions P1-P3 of Proposition 1 for some parameters  $K, D$  and  $F$ .

By Lemma 1, any clique cover of  $\overline{\mathcal{L}^2}$  (the complement of the square of  $\mathcal{L}$ ) gives us a transmission scheme (one transmission per clique) that satisfies all receiver demands. We refer the cliques of  $\overline{\mathcal{L}^2}$  as transmission cliques. In Lemma 2, we present the conditions under which an edge exist in  $\overline{\mathcal{L}^2}$ . We will use this lemma in the forthcoming sections to identify transmission cliques in the constructions we give.

**Lemma 2.** Consider a caching line graph  $\mathcal{L}$ . Let  $(k_1, f_1), (k_2, f_2) \in V(\mathcal{L})$ . The edge  $\{(k_1, f_1), (k_2, f_2)\} \in E(\overline{\mathcal{L}^2})$  if and only if  $k_1 \neq k_2, f_1 \neq f_2$  and  $(k_1, f_2), (k_2, f_1) \notin V(\mathcal{L})$ .

*Proof:* The If part of the lemma follows from the definition of  $\overline{\mathcal{L}^2}$ . We prove the Only If part here. Let  $\{(k_1, f_1), (k_2, f_2)\} \in E(\overline{\mathcal{L}^2})$ . Suppose  $k_1 = k_2$ . Then by the construction of  $\mathcal{L}$  we have  $\{(k_1, f_1), (k_2, f_2)\} \in E(\mathcal{L})$ . Therefore  $\{(k_1, f_1), (k_2, f_2)\} \notin E(\overline{\mathcal{L}^2})$  which is a contradiction. Hence  $k_1 \neq k_2$ . Similarly  $f_1 \neq f_2$ . Now, suppose  $(k_1, f_2) \in V(\mathcal{L})$ . Since  $(k_1, f_1), (k_2, f_2) \in V(\mathcal{L})$ , by the construction of  $\mathcal{L}$  we have  $\{(k_1, f_2), (k_1, f_1)\} \in E(\mathcal{L})$  and  $\{(k_1, f_2), (k_2, f_2)\} \in E(\mathcal{L})$ . Thus, by definition of  $\overline{\mathcal{L}^2}$ , we would have  $\{(k_1, f_1), (k_2, f_2)\} \in E(\overline{\mathcal{L}^2})$  which is a contradiction. Hence  $(k_1, f_2) \notin V(\mathcal{L})$ . Similarly  $(k_2, f_1) \notin V(\mathcal{L})$ . This completes the proof of the Only if part. ■

We now define a specific class of caching line graphs called  $(c, d)$ -caching line graphs. The reason for considering  $(c, d)$ -caching line graphs is because they yield easily to the computation of the rate and the subpacketization, as Theorem 3 will show.

**Definition 4.** A caching line graph  $\mathcal{L}$  such that  $\mathcal{L}$  has a clique cover consisting of  $c$ -sized disjoint subfile cliques and  $\overline{\mathcal{L}^2}$  has a clique cover consisting of  $d$ -sized disjoint cliques (transmission cliques), for some positive integers  $c, d$ , is called a  $(c, d)$ -caching line graph.

**Theorem 3.** Consider a  $(c, d)$ -caching line graph  $\mathcal{L}$  with  $K$  disjoint user cliques of size  $D$  each. Then there is a coded caching scheme for a broadcast system with  $K$  users, each with cache size  $M$ , with number of files  $N \geq K$ , consisting of the caching scheme defined by  $\mathcal{L}$  with  $F = \frac{KD}{c}$ , cache fraction  $\frac{M}{N} = 1 - \frac{D}{F} = 1 - \frac{c}{K}$ , and the associated delivery scheme based on a clique cover of  $\overline{\mathcal{L}^2}$  having rate  $R = \frac{c}{d}$  and global caching gain  $\gamma = d$ . Further, the rate  $R$  of this scheme satisfies

$$R \leq \frac{R^* + \frac{1}{F}}{d \left( \frac{1}{F} + \frac{1}{K} \right)}, \quad (7)$$

where  $R^*$  is the infimum of all achievable rates for any broadcast system with  $K$  users, under symmetric caching with  $\frac{M}{N} = 1 - \frac{c}{K}$  and subpacketization  $F = \frac{KD}{c}$ .

*Proof:* With  $K$  user-cliques of size  $D$  each in  $\mathcal{L}$ , we can obtain a corresponding bipartite graph (following the proof of Proposition 1) which has  $K$  left (user) vertices of degree  $D$  each. Since there is a clique cover of  $\mathcal{L}$  (which satisfies P1-P3) with  $c$ -sized disjoint subfile cliques, by Proposition 1, the number of left-vertices in the bipartite graph obtained will be  $F = \frac{KD}{c}$ . This graph thus defines a caching scheme with  $K$  users, and  $F = \frac{KD}{c}$  subfiles. Clearly, we also have for this system the cache fraction  $\frac{M}{N} = 1 - \frac{D}{F} = 1 - \frac{c}{K}$ .

Since there is a clique cover of  $\overline{\mathcal{L}^2}$  with  $d$ -sized cliques, by Lemma 1 and Section III-B, there exists a transmission scheme for the caching scheme defined by  $\mathcal{L}$ , which consists of  $\frac{KD}{d}$  transmissions, each transmission being a sum of  $d$  subfiles. Thus the rate

$$R = \frac{\frac{KD}{d}}{F} = \frac{c}{d}.$$

From the definition of global caching gain ( $\gamma$ ) we can write,

$$\gamma = \frac{K \left( 1 - \frac{M}{N} \right)}{R} = \frac{K \frac{c}{K}}{\frac{c}{d}} = d.$$

Finally we show (7). By Corollary 1, as  $N \geq K$ , we have

$$R^* \geq \left( \frac{K}{F} + 1 \right) \left( 1 - \frac{M}{N} \right) - \frac{1}{F} = \left( \frac{K}{F} + 1 \right) \frac{c}{K} - \frac{1}{F}$$

By using  $c = Rd$  and some simple manipulations we get,

$$R \leq \frac{R^* + \frac{1}{F}}{d \left( \frac{1}{F} + \frac{1}{K} \right)}.$$

This completes the proof. ■

**Remark 3.** We observe that (7) indicates that if the subpacketization  $F$  is large compared to  $K$  in a bipartite caching scheme, then a clique cover of  $\overline{\mathcal{L}^2}$  with cliques of size  $\Theta(K)$  makes the rate  $R$  of the transmission scheme based on the clique cover of  $\overline{\mathcal{L}^2}$  close to the optimal rate  $R^*$ . Similarly if  $K$  is much larger than  $F$ , a clique cover of  $\overline{\mathcal{L}^2}$  with size  $d$  being  $\Theta(F)$  brings  $R$  close to optimal.

In the rest of this section, we reinterpret some prior known coded caching schemes as schemes based on caching line graphs. In Example 4 and Example 5, it may be observed that the situation is similar to that of Remark 3; we have  $F$  growing exponentially in  $K$  as  $K \rightarrow \infty$ , but  $d = \Theta(K)$  and hence we can keep the rate close to optimal.

**Example 4.** For given parameters  $M, K, N$ , let  $t = \frac{MK}{N}$ . We will now construct a  $(K - t, t + 1)$ -caching line graph, which corresponds to the coded caching scheme of [6]. We define the caching line graph  $\mathcal{L}$  by defining the user cliques, the subfile cliques and subsequently obtaining the transmission cliques.

**User cliques:** The caching line graph  $\mathcal{L}$  is initialized with  $K$  user cliques of size  $D = \binom{K-1}{t}$ , indexed using  $[K]$  which denotes the set of users. For each user  $i \in [K]$ , denote the  $D$  vertices of the  $i^{\text{th}}$  user clique as  $\{(i, A) : A \subset [K] \setminus \{i\}, |A| = t\}$ .

**Subfile cliques:** For each  $A \subseteq [K]$  such that  $|A| = t$ , we create a subfile clique  $\mathcal{C}_A$  of size  $K - t$  in  $\mathcal{L}$  consisting of the vertices  $\{(i, A) : i \in [K], i \notin A\}$  by defining edges between all these vertices. Thus the subfile cliques are  $\{\mathcal{C}_A : A \in \binom{[K]}{t}\}$ . It is easy to see that

$$\bigcup_{A \subset [K]: |A|=t} \mathcal{C}_A = V(\mathcal{L}).$$

**Transmission cliques:** We now obtain the transmission cliques (cliques of  $\overline{\mathcal{L}^2}$ ). For some  $(t + 1)$ -sized  $B \subset [K]$ , consider the set of vertices of  $\mathcal{L}$  given by

$$\mathcal{C}'_B = \{(i, B \setminus \{i\}) : i \in B\}$$

consisting of  $t + 1$  vertices of  $\mathcal{L}$ . By Lemma 2, it is clear that for any distinct  $i_1, i_2 \in B$ , the edge  $\{(i_1, B \setminus \{i_1\}), (i_2, B \setminus \{i_2\})\} \in E(\overline{\mathcal{L}^2})$ . Thus  $\mathcal{C}'_B$  forms a clique in  $\overline{\mathcal{L}^2}$  of size  $(t + 1)$ . Also note that

$$\bigcup_{B \subset [K]: |B|=t+1} \mathcal{C}'_B = V(\mathcal{L}) = V(\overline{\mathcal{L}^2}).$$

Thus, the caching line graph  $\mathcal{L}$  is a  $(K - t, t + 1)$ -caching line graph.

By Theorem 3, the subpacketization for this graph is

$$F = \frac{KD}{K-t} = \frac{K}{K-t} \binom{K-1}{t} = \binom{K}{t}.$$

And the rate corresponding to the clique cover scheme on  $\overline{\mathcal{L}^2}$  is

$$R = \frac{K-t}{t+1} = \frac{K(1 - \frac{M}{N})}{\frac{MK}{N} + 1}.$$

We have thus recovered the coded caching scheme of [6] using  $\mathcal{L}$ .

**Example 5.** We now recover a special case of the coded caching scheme based on resolvable designs from [16] which first appeared in [32]. Let  $\mathfrak{C}$  be a  $(k - 1)$ -dim linear single parity check code of length  $k$  over a finite field  $\mathbb{F}_q$ . We define the caching line graph  $\mathcal{L}$  by defining the user cliques, the subfile cliques and subsequently obtain the transmission cliques.

**User cliques:** We initialize the caching line graph  $\mathcal{L}$  with  $K = kq$  user cliques, each consisting of  $D = q^{k-1} - q^{k-2}$  vertices. Consider the following sets, for each  $i \in [k], l \in \mathbb{F}_q$ ,

$$\mathbb{U}_{i,l} = \{\mathbf{v} = (v_1, \dots, v_k) \in \mathfrak{C} : v_i \neq l\}.$$

Thus,  $\mathbb{U}_{i,l}$  contains all the codewords in  $\mathfrak{C}$  which do not have the symbol  $l$  in the  $i^{\text{th}}$  position. We denote the user cliques as  $U_{i,l}$ , where  $i \in [k]$ , and  $l \in \mathbb{F}_q$ . The vertices of the user clique  $U_{i,l}$  are indexed as follows,

$$U_{i,l} = \{(\mathbf{v}, (i, l)) : \mathbf{v} \in \mathbb{U}_{i,l}\}.$$

It is not difficult to see that

$$|\mathfrak{C} \setminus \mathbb{U}_{i,l}| = |\{\mathbf{v} = (v_1, \dots, v_k) \in \mathfrak{C} : v_i = l\}| = q^{k-2},$$

since we can think of  $\mathfrak{C} \setminus \mathbb{U}_{i,l}$  as a coset of the subcode  $\mathfrak{C} \setminus \mathbb{U}_{i,0}$  within  $\mathfrak{C}$ . For a formal proof of this fact, we refer the reader to [32]. Thus,  $|U_{i,l}| = |\mathbb{U}_{i,l}| = |\mathfrak{C}| - |\mathfrak{C} \setminus \mathbb{U}_{i,l}| = q^{k-1} - q^{k-2}$ . Since the size of the user cliques is denoted as  $D$  in Proposition 1, we have  $D = q^{k-1} - q^{k-2}$ . As the set  $\mathcal{K}$  is used to index the users, we thus have  $\mathcal{K} = \{(i, l) : i \in [k], l \in \mathbb{F}_q\}$ .

**Subfile cliques:** We now construct the subfile cliques as follows. For each vector  $\mathbf{v} \in \mathfrak{C}$ , we construct the clique

$$\mathcal{C}_{\mathbf{v}} = \{(\mathbf{v}, (i, l)) : \forall i \in [k], \forall l \in \mathbb{F}_q\}$$

by creating the edges between all the vertices in  $\mathcal{C}_{\mathbf{v}}$ . Again, it is not difficult to see that  $\cup_{\mathbf{v} \in \mathfrak{C}} \mathcal{C}_{\mathbf{v}} = V(\mathcal{L})$ . Thus the cliques  $\{\mathcal{C}_{\mathbf{v}} : \mathbf{v} \in \mathfrak{C}\}$  form a disjoint clique cover of  $\mathcal{L}$ . The subfile indices are given as  $\mathcal{F} = \{\mathbf{v} \in \mathfrak{C}\}$ . Furthermore  $|\mathcal{C}_{\mathbf{v}}| = kq - k$ , since by definition, a user clique  $U_{i,l}$  does not contain  $(\mathbf{v}, (i, l))$  if and only if  $v_i = l$  and thus  $|\{U_{i,l} : \forall i, l \text{ s.t. } (\mathbf{v}, (i, l)) \notin U_{i,l}\}| = k$ .

From the above construction of the subfile-clique cover for  $\mathcal{L}$  we have from Theorem 3 that  $F = \frac{KD}{k(q-1)} = q^{k-1}$ .

**Transmission cliques:** We now construct a clique cover of  $\overline{\mathcal{L}^2}$ . For  $\mathbf{l} = (l_1, \dots, l_k) \in \mathbb{F}_q^k \setminus \mathfrak{C}$ , let  $\mathbf{l}(i)$  be the codeword in  $\mathfrak{C}$  such that  $\mathbf{l}(i)$  is equal to  $\mathbf{l}$  at the coordinates  $[k] \setminus i$  but not at the  $i^{\text{th}}$  coordinate. Note that a unique such codeword does exist in  $\mathfrak{C}$  by definition of  $\mathfrak{C}$  and  $\mathbf{l}$ . Now consider the set of vertices of  $\mathcal{L}$  given by

$$\mathcal{C}'_{\mathbf{l}} = \{(\mathbf{l}(i), (i, l_i)) : i \in [k]\}.$$

Note that  $(\mathbf{l}(i), (i, l_i)) \in U_{i,l_i}, \forall i \in [k]$ . Hence the definition of  $\mathcal{C}'_{\mathbf{l}}$  is valid.

Note that  $(\mathbf{l}(i), (i, l_i)) \in U_{i,l_i} \cap \mathcal{C}'_{\mathbf{l}(i)}$ . Thus if  $i \neq j$ , the vertices  $(\mathbf{l}(i), (i, l_i))$  and  $(\mathbf{l}(j), (j, l_j))$  belong to different user and subfile cliques. Further, if  $i \neq j$ , there is no vertex of the form  $(\mathbf{l}(i), (j, l_j))$ . Thus, the conditions of Lemma 2 are satisfied, and there exists an edge in  $\overline{\mathcal{L}^2}$  between any two distinct vertices  $(\mathbf{l}(i), (i, l_i))$  and  $(\mathbf{l}(j), (j, l_j))$  in  $\mathcal{C}'_{\mathbf{l}}$ . Thus,  $\mathcal{C}'_{\mathbf{l}}$  forms a clique of  $\overline{\mathcal{L}^2}$  of size  $k$ .

Furthermore, it is not hard to see that

$$\bigcup_{\mathbf{l} \in \mathbb{F}_q^k \setminus \mathfrak{C}} \mathcal{C}'_{\mathbf{l}} = V(\mathcal{L}) = V(\overline{\mathcal{L}^2}),$$

where the above union is a disjoint union. Thus the  $k$ -sized disjoint cliques  $\mathcal{C}'_{\mathbf{l}}$ s cover the vertices of  $\overline{\mathcal{L}^2}$ . We have thus got a  $(kq - k, k)$ -caching line graph  $\mathcal{L}$ . By Theorem 3, the coded caching scheme on  $\mathcal{L}$  has rate  $\frac{k(q-1)}{k} = q - 1$ . We have hence recovered the scheme from [32].

## VI. A NEW LOW SUBPACKETIZATION SCHEME WITH LARGE CACHE FRACTION (SCHEME A)

In this section and in Section VII, we present new coded caching schemes using the line graph framework we have developed in Section V via tools from projective geometry. Intuitively, these schemes combine ideas from the base-line coded caching scheme of [6], which is based on sets and set-containment, with ideas from projective geometry, i.e., subspaces and subspace-containment (containment or the lack thereof of smaller subspaces within larger ones).

In this section we present a construction of coded caching scheme (Scheme A) which achieves a subpacketization which is subexponential in  $K$ , with cache fraction  $(\frac{M}{N}) \geq 0.5$ . Scheme A can be viewed as a generalization of the coded caching scheme given in Example 6.

The construction of Scheme A (also Scheme B in Section VII) is based on the line graph approach developed in Section V. We construct the line graph by giving user cliques and subfile cliques, and then identify transmission cliques in it. Then by using Theorem 3, we obtain the parameters of the coded caching scheme.

As our constructions use some simple results from projective geometry, we first review some basic concepts from projective geometry over finite fields and develop some mathematical terminology.

### A. Review of Projective Geometries over Finite Fields [33]

Let  $k, q \in \mathbb{Z}^+$  such that  $q$  is a prime power. Let  $\mathbb{F}_q^k$  be a  $k$ -dim vector space over a finite field  $\mathbb{F}_q$ . Let  $\mathbf{0}$  represent the zero vector of  $\mathbb{F}_q^k$ . Consider an equivalence relation on  $\mathbb{F}_q^k \setminus \{\mathbf{0}\}$  whose equivalence classes are 1-dim subspaces (without  $\mathbf{0}$ ) of  $\mathbb{F}_q^k$ . The  $(k-1)$ -dim projective space over  $\mathbb{F}_q$  is denoted by  $PG_q(k-1)$  and is defined as the set of these equivalence classes. For  $m \in [k]$ , let  $PG_q(k-1, m-1)$  denote the set of all  $m$ -dim subspaces of  $\mathbb{F}_q^k$ . From Chapter 3 in [33] it is known that  $|PG_q(k-1, m-1)|$  is equal to the Gaussian (or  $q$ -binomial coefficient  $\begin{bmatrix} k \\ m \end{bmatrix}_q$  where,

$$\begin{bmatrix} k \\ m \end{bmatrix}_q \triangleq \frac{(q^k - 1) \dots (q^{k-m+1} - 1)}{(q^m - 1) \dots (q - 1)}. \text{ (where } k \geq m)$$

In fact,  $\begin{bmatrix} k \\ m \end{bmatrix}_q$  gives the number of  $m$ -dim subspaces of any  $k$ -dim vector space over  $\mathbb{F}_q$ . Further, by definition,  $\begin{bmatrix} k \\ 0 \end{bmatrix}_q = 1$ . In

any Gaussian binomial coefficient  $\begin{bmatrix} a \\ b \end{bmatrix}_q$  given in this paper we assume that  $a, b \in \mathbb{Z}^+$  and  $1 \leq b \leq a$ .

The following known results from [33] are used to describe our schemes (Scheme A and Scheme B).

**Lemma 3.** [33] Consider a  $k$ -dim vector space  $\mathbb{F}_q^k$ . Let  $1 \leq r, s, l < k$ .

A1:  $\begin{bmatrix} k \\ r \end{bmatrix}_q = \begin{bmatrix} k \\ k-r \end{bmatrix}_q$ .

A2: The number of distinct  $r$ -dim subspaces of  $\mathbb{F}_q^k$  containing a fixed  $l$ -dim subspace is  $\begin{bmatrix} k-l \\ r-l \end{bmatrix}_q$ .

A3: The number of distinct  $r$ -dim subspaces of  $\mathbb{F}_q^k$  intersecting a fixed  $s$ -dim subspace in some  $l$ -dim subspace is

$$q^{(r-l)(s-l)} \begin{bmatrix} k-s \\ r-l \end{bmatrix}_q \begin{bmatrix} s \\ l \end{bmatrix}_q.$$

We are essentially interested in finding out some asymptotic results of the schemes which we develop in next sections. For this reason, we use the following simple upper and lower bounds on Gaussian binomial coefficients and their relationships.

**Lemma 4.** For non-negative integers  $a, b, f$ , for  $q$  being some prime power,

$$q^{(a-b)b} \leq \begin{bmatrix} a \\ b \end{bmatrix}_q \leq q^{(a-b+1)b} \quad (8)$$

$$q^{(a-f-1)b} \leq \frac{\begin{bmatrix} a \\ b \end{bmatrix}_q}{\begin{bmatrix} f \\ b \end{bmatrix}_q} \leq q^{(a-f+1)b} \quad (9)$$

$$q^{(a-f-b-1)\delta} \leq \frac{\begin{bmatrix} a \\ b \end{bmatrix}_q}{\begin{bmatrix} a \\ f \end{bmatrix}_q} \leq q^{(a-f-b+1)\delta}. \quad (10)$$

where,  $\delta = \max(b, f) - \min(b, f)$ .

*Proof:* The first lower bound for  $\begin{bmatrix} a \\ b \end{bmatrix}_q$  is well known from combinatorics literature (see for instance, [34]). All the other bounds are proved by definition of the Gaussian binomial coefficient and by noting that  $q^a - 1 \geq q^{a-1}$  (since  $q \geq 2$ ), and  $q^a - 1 \leq q^a$ . This completes the proof. ■

### B. An Illustrative Example

We now show an example which we shall see illustrates the idea behind the construction in Section VI-C.

**Example 6.** Consider a caching system with  $K = 7, F = 7, \frac{M}{N} = \frac{4}{7}$ . To present this system, we need to provide the indexing for the users ( $\mathcal{K}$ ) and subfiles ( $\mathcal{F}$ ). For this purpose, we consider some quantities from projective geometry over finite fields. Consider a 3-dim vector space ( $\mathbb{F}_2^3$ ) over binary field. Consider the 1-dim subspaces of  $\mathbb{F}_2^3$  which are listed as follows,

$$\begin{aligned} V_1 &= \text{span}\{(0, 0, 1)\} \\ V_2 &= \text{span}\{(0, 1, 0)\} \\ V_3 &= \text{span}\{(1, 0, 0)\} \\ V_4 &= \text{span}\{(1, 1, 0)\} \\ V_5 &= \text{span}\{(1, 0, 1)\} \\ V_6 &= \text{span}\{(0, 1, 1)\} \\ V_7 &= \text{span}\{(1, 1, 1)\}. \end{aligned}$$

Let  $\mathbb{V} = \{V_1, V_2, V_3, V_4, V_5, V_6, V_7\}$ . Consider the 2-dim subspaces of  $\mathbb{F}_2^3$  which are listed as follows,

$$\begin{aligned}
X_1 &= \{(0, 0, 1), (0, 1, 0), (0, 1, 1), (0, 0, 0)\} \\
X_2 &= \{(0, 0, 1), (1, 0, 0), (1, 0, 1), (0, 0, 0)\} \\
X_3 &= \{(0, 1, 0), (1, 1, 0), (1, 0, 0), (0, 0, 0)\} \\
X_4 &= \{(0, 0, 1), (1, 1, 0), (1, 1, 1), (0, 0, 0)\} \\
X_5 &= \{(0, 1, 0), (1, 0, 1), (1, 1, 1), (0, 0, 0)\} \\
X_6 &= \{(1, 0, 0), (0, 1, 1), (1, 1, 1), (0, 0, 0)\} \\
X_7 &= \{(1, 1, 0), (0, 1, 1), (1, 0, 1), (0, 0, 0)\}.
\end{aligned}$$

Let  $\mathbb{X} = \{X_1, X_2, X_3, X_4, X_5, X_6, X_7\}$ . We now proceed to describe the caching phase and delivery phase.

**Caching phase:** Let  $\mathcal{K} = \mathbb{V}$  and  $\mathcal{F} = \mathbb{X}$ . During the caching phase every file  $(W_i, i \in [N])$  is divided into  $F = 7$  subfiles. The subfiles of  $W_i$  are denoted as  $W_{i,X}, \forall X \in \mathcal{F}$ . The caching scheme is,

- For each  $i \in [N]$ , the user  $V_l \in \mathcal{K}$  caches subfile  $W_{i,X}$  if  $V_l$  is not a subspace of  $X$ .

Following this rule, we have the cached and uncached subfile indices of each user as shown in Table VI. The first two columns of Table VI, provides users and indices of cached subfiles respectively. Therefore every user caches 4 subfiles of the 7 in every file. Hence the cache fraction  $\frac{M}{N} = \frac{4}{7}$ .

TABLE VI: Indices of cached and uncached subfiles for the caching scheme presented in Example 6.

Users	Indices of cached subfiles	Indices of uncached (equivalently demanded) subfiles
$V_1$	$X_3, X_5, X_6, X_7$	$X_1, X_2, X_4$
$V_2$	$X_2, X_4, X_6, X_7$	$X_1, X_3, X_5$
$V_3$	$X_1, X_4, X_5, X_7$	$X_2, X_3, X_6$
$V_4$	$X_1, X_2, X_5, X_6$	$X_3, X_4, X_7$
$V_5$	$X_1, X_3, X_4, X_6$	$X_2, X_5, X_7$
$V_6$	$X_2, X_3, X_4, X_5$	$X_1, X_6, X_7$
$V_7$	$X_1, X_2, X_3, X_7$	$X_4, X_5, X_6$

**Delivery phase:** Let demand of an arbitrary user  $V_l \in \mathcal{K}$  be  $W_{d_{V_l}}$ . The demanded (uncached) subfile indices corresponding to each user are given in the last column of Table VI. To satisfy the demands of users the server transmits the following 7 transmissions.

$$\begin{aligned}
&W_{d_{V_6}, X_1} + W_{d_{V_5}, X_2} + W_{d_{V_7}, X_4} \\
&W_{d_{V_1}, X_1} + W_{d_{V_4}, X_3} + W_{d_{V_7}, X_5} \\
&W_{d_{V_1}, X_2} + W_{d_{V_2}, X_3} + W_{d_{V_7}, X_6} \\
&W_{d_{V_3}, X_3} + W_{d_{V_1}, X_4} + W_{d_{V_6}, X_7} \\
&W_{d_{V_3}, X_2} + W_{d_{V_2}, X_5} + W_{d_{V_4}, X_7} \\
&W_{d_{V_2}, X_1} + W_{d_{V_3}, X_6} + W_{d_{V_5}, X_7} \\
&W_{d_{V_4}, X_4} + W_{d_{V_5}, X_5} + W_{d_{V_6}, X_6}.
\end{aligned}$$

Each transmission is a linear combination of 3 demanded subfiles. It is easy to see (using Table VI) that any user decodes their demanded subfiles. For instance user  $V_1$  decodes  $W_{d_{V_1}, X_1}$  from the second transmission as it contains  $W_{d_{V_4}, X_3}$  and  $W_{d_{V_7}, X_5}$  in its cache. Similarly user  $V_1$  decodes  $W_{d_{V_1}, X_2}$  from the third transmission and  $W_{d_{V_1}, X_4}$  from the fourth transmission. Thus, each transmission serves 3 users. Hence the global caching gain is  $\gamma = 3$ . By using (1), the rate of the scheme is  $R = \frac{7}{7} = 1$ .

**Remark 4.** The caching scheme of the Example 6 is obtained based on the idea of ‘subspace containment’, which we shall see motivates the caching scheme of our new construction in this section. We shall show in Example 7 in Section VI-C that the delivery scheme of Example 6 is also obtained from the structure of the caching line graph of the new construction.

We are now ready to construct Scheme A, which is the main result of this section.

### C. Construction of Scheme A

We will construct Scheme A by constructing  $(c, d)$ -caching line graph, and use Theorem 3 to obtain the coded caching parameters  $(K, F, \frac{M}{N}, R, \gamma)$  of Scheme A.



Let  $k, m, t, q$  be positive integers such that  $m + t \leq k$  and  $q$  is some prime power. Consider a  $k$ -dim vector space  $\mathbb{F}_q^k$ . Consider the following sets of subspaces which are used to index our user cliques, subfile cliques and transmission cliques of the caching line graph  $\mathcal{L}$  which we construct.

$$\begin{aligned}\mathbb{V} &\triangleq PG_q(k-1, t-1). \text{ (set of all } t\text{-dim subspaces)} \\ \mathbb{X} &\triangleq PG_q(k-1, m+t-1). \text{ (set of all } (m+t)\text{-dim subspaces)} \\ \mathbb{T} &\triangleq PG_q(k-1, m-1). \text{ (set of all } m\text{-dim subspaces)}\end{aligned}$$

We now proceed to construct the  $(c, d)$ -caching line graph. To construct a caching line graph  $\mathcal{L}$ , we need to satisfy the conditions P1-P3 in Proposition 1. Following the notations in Proposition 1, let  $\mathcal{K} = \mathbb{V}$  and  $\mathcal{F} = \mathbb{X}$ .

**User cliques:** We construct  $\mathcal{L}$  systematically by first initializing  $\mathcal{L}$  by its user cliques. The user cliques are indexed by  $V \in \mathbb{V}$ . For each  $V \in \mathbb{V}$  create the vertices corresponding to the user clique indexed by  $V$  as,

$$\mathcal{C}_V \triangleq \{(V, X), \forall X \in \mathbb{X} : V \subseteq X\}.$$

The vertex set of  $\mathcal{L}$  is defined as  $V(\mathcal{L}) \triangleq \bigcup_{V \in \mathbb{V}} \mathcal{C}_V$ , (here the union is a disjoint union). Therefore the user cliques partition the vertex set  $V(\mathcal{L})$ .

**Subfile cliques:** Similarly the subfile cliques are identified by  $\mathbb{X}$ . For each  $X \in \mathbb{X}$  we construct the subfile clique of  $\mathcal{L}$  associated with  $X$  as,

$$\mathcal{C}_X \triangleq \{(V, X), \forall V \in \mathbb{V} : V \subseteq X\}.$$

It is easy to see that  $\bigcup_{X \in \mathbb{X}} \mathcal{C}_X = V(\mathcal{L})$ , (again, the union is a disjoint union). Therefore the subfile cliques also partition the vertex set  $V(\mathcal{L})$ .

By the construction of  $\mathcal{L}$ , it is clear that an edge in  $\mathcal{L}$  lies either in a user clique or in a subfile clique. Hence  $\mathcal{L}$  satisfies P3 of Proposition 1.

Now, if we show that the user cliques (and equivalently, subfile cliques) are of the same size each, then the properties P1-P2 in Proposition 1, will be satisfied by  $\mathcal{L}$ . By invoking the notations from Proposition 1, we have  $K = |\mathbb{V}|$  (the number of user cliques), and subpacketization  $F = |\mathbb{X}|$  (the number of subfile cliques).

We now find the values of  $K, F$ , the size of any user clique  $D(= |\mathcal{C}_V|)$  and the size of any subfile clique  $c(= |\mathcal{C}_X|)$ .

**Lemma 5.** *The following relationships hold for the construction we have presented.*

$$\begin{aligned}K = |\mathbb{V}| &= \binom{k}{t}_q, & F = |\mathbb{X}| &= \binom{k}{m+t}_q, \\ D \triangleq |\mathcal{C}_V| &= \binom{k-t}{m}_q, & c \triangleq |\mathcal{C}_X| &= \binom{m+t}{t}_q.\end{aligned}$$

where the last two relationships hold for any  $V \in \mathbb{V}$  and  $X \in \mathbb{X}$ .

*Proof:* By using the ideas presented in Section VI-A we can write,

$$\begin{aligned}K = |\mathbb{V}| &= |PG_q(k-1, t-1)| = \binom{k}{t}_q. \\ F = |\mathbb{X}| &= |PG_q(k-1, m+t-1)| = \binom{k}{m+t}_q.\end{aligned}$$

Now, we will find  $|\mathcal{C}_V|$  and  $|\mathcal{C}_X|$ . Consider an arbitrary  $V \in \mathbb{V}$ . Finding  $|\mathcal{C}_V|$  is equivalent to counting the number of  $(m+t)$ -dim subspaces of  $\mathbb{F}_q^k$  containing the fixed  $t$ -dim subspace  $V$ . By applying A2 of Lemma 3 we get,

$$|\mathcal{C}_V| = \binom{k-t}{(m+t)-t}_q = \binom{k-t}{m}_q.$$

Consider an arbitrary  $X \in \mathbb{X}$ . Finding  $|\mathcal{C}_X|$  is equivalent to counting the number of  $t$ -dim subspaces of the fixed  $(m+t)$ -dim subspace  $X$ . Hence,

$$|\mathcal{C}_X| = |PG_q(m+t-1, t-1)| = \binom{m+t}{t}_q.$$

This completes the proof. ■

Note that by Lemma 5, we have the size of the user clique of  $\mathcal{L}$  as  $|\mathcal{C}_V|$  (for any  $V \in \mathbb{V}$ ), and this is same for each  $V$ . Similarly the subfile cliques all have the same size  $|\mathcal{C}_X|$ . Hence  $\mathcal{L}$  satisfies properties P1-P3 in Proposition 1. Therefore  $\mathcal{L}$  is a valid caching line graph.

We now show that  $\overline{\mathcal{L}^2}$  has a clique cover with  $d$ -sized disjoint cliques (transmission cliques) for some  $d$ . Therefore  $\mathcal{L}$  is in fact a  $(c, d)$ -caching line graph, giving rise to the main result in this section which is Theorem 4 (Scheme A).

**Transmission cliques:** The transmission cliques (cliques of  $\overline{\mathcal{L}^2}$ ), that we wish to obtain is based on a relabelling of the vertices of  $\mathcal{L}$  based on  $m$ -dim subspaces of  $\mathbb{F}_q^k$ . Towards that end, we first require the following lemmas (Lemma 6 and Lemma 7) using which we can find ‘matching’ labels to the  $t$ -dim and  $m$ -dim subspaces of some  $X \in \mathbb{X}$ . Subsequently, using Lemma 8 and Lemma 9, we show the clique cover of  $\overline{\mathcal{L}^2}$ .

**Lemma 6.** Consider some element  $X \in \mathbb{X}$ . Let  $\left\{V_i, i = 1, \dots, \binom{m+t}{t}_q\right\}$  denote the  $t$ -dim subspaces of  $X$  taken in some fixed order. Then the set of  $m$ -dim subspaces of  $X$  can be written as an indexed set as  $\left\{T_{V_i, X}, i = 1, \dots, \binom{m+t}{m}_q\right\}$  such that  $T_{V_i, X} \oplus V_i = X, \forall i$  (where  $\oplus$  denotes direct sum). Moreover such an indexed set can be found in operations polynomial in  $\binom{m+t}{t}_q$ .

*Proof:* See Appendix A. ■

For a  $t$ -dim subspace  $V_i$  contained in a  $(m+t)$ -dim subspace  $X$ , let  $T_{V_i, X}$  (the  $m$ -dim subspace as obtained in Lemma 6 such that  $T_{V_i, X} \oplus V_i = X$ ) be called the *matching subspace* of  $V_i$  in  $X$ . Using these matching subspaces, we can obtain an alternate labeling scheme for the vertices of our caching line graph  $\mathcal{L}$ . The alternate labels are given as follows.

- Let the alternate label for  $(V, X)$  be  $(V, T_{V, X})$ , where  $T_{V, X}$  is the  $m$ -dim matching subspace of  $V$  in  $X$  obtained using Lemma 6.

The following lemma ensures that the alternative labeling given above is indeed a valid labelling, i.e., it uniquely identifies the vertices of  $\mathcal{L}$ .

**Lemma 7.** No two vertices of  $V(\mathcal{L})$  have the same alternate label.

*Proof:* If  $(V_1, X_1), (V_2, X_2) \in V(\mathcal{L})$  have the same alternate label  $(V, T_{V, X})$ , then clearly  $V_1 = V_2 = V$ . Moreover we should also, by definition of the alternate labels, have that  $X_1 = T_{V, X} \oplus V = X_2$ . Therefore  $(V_1, X_1) = (V_2, X_2)$ . This completes the proof. ■

We are now in a position to present the clique-cover of  $\overline{\mathcal{L}^2}$ . Our transmission cliques (defined in Lemma 8) are represented in terms of the alternate labels given to the vertices of  $\mathcal{L}$  (note that  $V(\mathcal{L}) = V(\overline{\mathcal{L}^2})$ ). We first show the structure of one such clique.

**Lemma 8.** For a  $m$ -dim subspace  $T \in \mathbb{T}$ , consider the set of vertices of  $\overline{\mathcal{L}^2}$  (identified by their alternate labels) as follows.

$$\mathcal{C}_T \triangleq \{(V, T) \in V(\mathcal{L}) : V \in \mathbb{V}\}.$$

Then  $\mathcal{C}_T$  is a  $\binom{k-m}{t}_q$ -sized clique of  $\overline{\mathcal{L}^2}$ .

*Proof:* Firstly, we observe that  $\mathcal{C}_T$  is a well-defined set because the  $T$  is an  $m$ -dim subspace of precisely  $\binom{k-m}{(m+t)-m}_q$  subspaces of dimension  $(m+t)$  subspaces by A2 of Lemma 3. Note that  $(V, T)$  is the alternate label for  $(V, T \oplus V) \in \mathcal{C}_V$  (where  $\mathcal{C}_V$  is the user clique indexed by  $V$ ). Also we can observe that for distinct  $(V_1, T), (V_2, T) \in \mathcal{C}_T$ , we must have  $V_1 \oplus T \neq V_2 \oplus T$ . This is due to the fact that each  $m$ -dim subspace within a  $(m+t)$ -dim subspace  $X$  is matched to a unique  $t$ -dim subspace of  $X$ . Hence, by Lemma 6 and our alternate labeling scheme, we should have  $|\mathcal{C}_T| = \binom{k-m}{(m+t)-m}_q = \binom{k-m}{t}_q$ .

We now show that  $\mathcal{C}_T$  forms a clique of  $\overline{\mathcal{L}^2}$ . We do this using Lemma 2. Consider two distinct and arbitrary vertices  $(V_1, T), (V_2, T) \in \mathcal{C}_T$ . These are alternate labels for  $(V_1, T \oplus V_1), (V_2, T \oplus V_2)$  respectively. We have that  $V_1 \neq V_2$ , and have already checked that  $T \oplus V_1 \neq T \oplus V_2$ . Further, note that  $V_1 \not\subset T \oplus V_2$ . This is because if  $V_1 \subset T \oplus V_2$ , then  $T \oplus V_1 = T \oplus V_2$ , which is not true by the definition of  $\mathcal{C}_T$ . Thus  $(V_1, T \oplus V_2) \notin V(\mathcal{L})$ . Similarly,  $(V_2, T \oplus V_1) \notin V(\mathcal{L})$ . By invoking Lemma 2, it is clear that  $\{(V_1, T \oplus V_1), (V_2, T \oplus V_2)\} \in E(\overline{\mathcal{L}^2})$ . Thus, any two vertices in  $\mathcal{C}_T$  have an edge between them in  $\overline{\mathcal{L}^2}$ . Hence  $\mathcal{C}_T$  is a clique of  $\overline{\mathcal{L}^2}$ . This completes the proof. ■

We now show that the set of cliques  $\{\mathcal{C}_T : T \in \mathbb{T}\}$  partition  $V(\mathcal{L})$ .

**Lemma 9.**

$$\bigcup_{T \in \mathbb{T}} \mathcal{C}_T = V(\mathcal{L}) = V(\overline{\mathcal{L}^2}),$$

where the above union is a disjoint union (the cliques  $\mathcal{C}_T$  are as defined in Lemma 8).

*Proof:* It should be clear from our alternate labeling scheme and the definition of  $\mathcal{C}_T$  that any vertex  $(V, X) \in \mathcal{C}_V$  (which gets some alternate label  $(V, T_{V,X})$ ) appears at least in one clique of  $\overline{\mathcal{L}^2}$ , i.e.,  $\mathcal{C}_{T_{V,X}}$ . Furthermore, by definition  $\mathcal{C}_{T_1}$  and  $\mathcal{C}_{T_2}$  are disjoint for any two  $T_1$  and  $T_2$  in  $\mathbb{T}$ . This completes the proof. ■

In the light of the construction of the caching line graph  $\mathcal{L}$  of this section and the clique cover of  $\overline{\mathcal{L}^2}$ , we are now ready to present our coded caching scheme, Scheme A, in the following theorem.

**Theorem 4. (Scheme A)** Let  $k, m, t$  be positive integers such that  $m + t \leq k$  and  $q$  be any prime power. The caching line graph  $\mathcal{L}$  constructed in Section VI-C is a  $\left( c = \begin{bmatrix} m+t \\ t \end{bmatrix}_q, d = \begin{bmatrix} k-m \\ t \end{bmatrix}_q \right)$ -caching line graph and defines a coded caching scheme with,

$$K = \begin{bmatrix} k \\ t \end{bmatrix}_q, \quad F = \begin{bmatrix} k \\ m+t \end{bmatrix}_q,$$

$$\frac{M}{N} = 1 - \frac{\begin{bmatrix} m+t \\ t \end{bmatrix}_q}{\begin{bmatrix} k \\ t \end{bmatrix}_q}, \quad R = \frac{\begin{bmatrix} m+t \\ t \end{bmatrix}_q}{\begin{bmatrix} k-m \\ t \end{bmatrix}_q},$$

$$\text{Global caching gain } \gamma = \begin{bmatrix} k-m \\ t \end{bmatrix}_q.$$

*Proof:* From Lemma 5, we get the expressions of  $K, F$  and  $c$ . By Lemma 8 and Lemma 9, the size of the cliques of  $\overline{\mathcal{L}^2}$  is  $d = \begin{bmatrix} k-m \\ t \end{bmatrix}_q$  and they partition the vertex set  $V(\mathcal{L})$ . Hence  $\mathcal{L}$  is a  $(c, d)$ -caching line graph. Now by using Theorem 3 we get,

$$\frac{M}{N} = 1 - \frac{c}{K} = 1 - \frac{\begin{bmatrix} m+t \\ t \end{bmatrix}_q}{\begin{bmatrix} k \\ t \end{bmatrix}_q}.$$

$$R = \frac{c}{d} = \frac{\begin{bmatrix} m+t \\ t \end{bmatrix}_q}{\begin{bmatrix} k-m \\ t \end{bmatrix}_q}.$$

$$\text{Global caching gain } \gamma = d = \begin{bmatrix} k-m \\ t \end{bmatrix}_q.$$

This completes the proof. ■

**Example 7. (Continuation of Example 6)** Example 6 gives us an illustration of our Scheme A for the values of  $t = 1, m = 1, k = 3$  and  $q = 2$ . It is not difficult to see that the user and subfile cliques obtained according to Scheme A gives us the caching scheme as given in Example 6. We now illustrate how we obtained the delivery scheme as shown in Example 6, using the clique cover of  $\overline{\mathcal{L}^2}$  obtained through perfect matchings of the bipartite graph constructed in Appendix A (proof of Lemma 6) and our alternate labelling scheme.

In the line graph terminology we have developed, the vertices of the caching line graph  $\mathcal{L}$  can be inferred from Table VI. For instance the vertices present in user clique  $\mathcal{C}_{V_1}$  indexed by  $V_1$  are  $(V_1, X_1), (V_1, X_2), (V_1, X_4)$  and the vertices present in subfile clique  $\mathcal{C}_{X_1}$  indexed by  $X_1$  are  $(V_1, X_1), (V_2, X_1), (V_6, X_1)$ . First we relabel the vertices of  $\mathcal{L}$  as per Lemma 6. Let  $\mathbb{T}$  be the set of all  $m$ -dim subspaces of  $\mathbb{F}_2^3$ . Since  $t = m = 1$ , we can consider  $\mathbb{T} = \mathbb{V}$  with  $T_i = V_i, i \in [7]$ . Consider a  $(m+t)$ -dim subspace  $X_1$ . This can be written as  $X_1 = V_1 \oplus T_2 = V_1 \oplus T_6 = V_2 \oplus T_1 = V_2 \oplus T_6 = V_6 \oplus T_1 = V_6 \oplus T_2$ . The relabeling procedure is illustrated in Fig. 5. The left figure represents the bipartite graph with the  $m$ -dim subspaces of  $X$  as right vertices and  $t$ -dim subspaces as left vertices respectively. The edges denote subspaces in direct sum. The right subfigure of Fig. 5 denotes a perfect matching of the bipartite graph. In the same way, for each  $(m+t)$ -dim subspace  $X \in \mathbb{X}$ , a perfect matching is obtained. Following the edges of the perfect matchings gives us the new labels of  $V(\mathcal{L})$ , which are presented in Table VII. Now we describe how we can get the delivery scheme using the transmission cliques of  $\overline{\mathcal{L}^2}$ , which are indexed using  $\mathbb{T}$ . For each  $m$ -dim subspace  $\mathbb{T}$  there exist a clique of  $\overline{\mathcal{L}^2}$ . For instance, the clique corresponding to  $T_1$

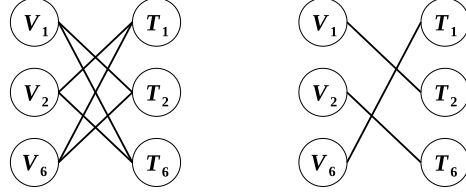


Fig. 5: Illustration of relabeling procedure presented in Example 7: The left figure is a biregular bipartite graph ( $B$ ) with left and right vertices being  $t$ -dim subspaces and  $m$ -dim subspaces of  $X_1$ . The edge  $(V_i, T_j) \in E(B)$  if  $V_i \oplus T_j = X_1$  where  $i, j \in \{1, 2, 6\}$ . The right figure is a perfect matching of  $B$ . Hence relabels of  $(V_1, X_1), (V_2, X_1), (V_6, X_1)$  are  $(V_1, T_2), (V_2, T_6), (V_6, T_1)$  respectively.

is  $C_{T_1} = \{(V_6, T_1), (V_5, T_1), (V_7, T_1)\} = \{(V_6, X_1), (V_5, X_2), (V_7, X_4)\}$ . Therefore the transmission corresponding to  $C_{T_1}$  is  $W_{d_{V_6, X_1}} + W_{d_{V_5, X_2}} + W_{d_{V_7, X_4}}$  as mentioned in Example 6. Similarly other transmissions can be obtained from the cliques  $C_T : T \in \mathbb{T}$ , corresponding to which the transmissions are shown in Example 6.

TABLE VII: Old and new labels of  $V(\mathcal{L})$  through perfect matchings, for the caching line graph  $\mathcal{L}$  presented in Example 7.

Old labels	New labels	Old labels	New labels
$(V_1, X_1)$	$(V_1, T_2)$	$(V_7, X_4)$	$(V_7, T_1)$
$(V_2, X_1)$	$(V_2, T_6)$	$(V_2, X_5)$	$(V_2, T_5)$
$(V_6, X_1)$	$(V_6, T_1)$	$(V_5, X_5)$	$(V_5, T_7)$
$(V_1, X_2)$	$(V_1, T_3)$	$(V_7, X_5)$	$(V_7, T_2)$
$(V_3, X_2)$	$(V_3, T_5)$	$(V_3, X_6)$	$(V_3, T_6)$
$(V_5, X_2)$	$(V_5, T_1)$	$(V_6, X_6)$	$(V_6, T_7)$
$(V_2, X_3)$	$(V_2, T_3)$	$(V_7, X_6)$	$(V_7, T_3)$
$(V_3, X_3)$	$(V_3, T_4)$	$(V_4, X_7)$	$(V_4, T_5)$
$(V_4, X_3)$	$(V_4, T_2)$	$(V_5, X_7)$	$(V_5, T_6)$
$(V_1, X_4)$	$(V_1, T_4)$	$(V_6, X_7)$	$(V_6, T_4)$
$(V_4, X_4)$	$(V_4, T_7)$		

TABLE VIII: Comparison of the coded caching scheme in Theorem 4 with the scheme in [6].

Number of users $(k, m, t, q)$ $K$	Cache fraction $\frac{M}{N}$	Subpacketization		Rate	
		$F$ (Theorem 4)	$F$ [6]	$R$ (Theorem 4)	$R$ [6]
$(6, 3, 2, 2)$ 651	$\frac{16}{21}$	63	$\binom{651}{496}$	$\frac{155}{7}$	$\frac{155}{497}$
$(6, 3, 1, 2)$ 63	$\frac{16}{21}$	651	$\binom{63}{48}$	$\frac{15}{7}$	$\frac{15}{49}$
$(8, 3, 1, 2)$ 255	$\frac{16}{17}$	200787	$\binom{255}{240}$	$\frac{15}{31}$	$\frac{15}{241}$
$(7, 4, 1, 2)$ 127	$\frac{96}{127}$	2667	$\binom{127}{96}$	$\frac{31}{7}$	$\frac{31}{97}$

#### D. Asymptotic Analysis and Numerical Comparisons of Scheme A with Ali-Niesen Scheme

In Appendix B, we provide the asymptotic analysis (as  $K$  grows) for the scheme presented in Theorem 4. We have provided two cases. In case 1 of Appendix B, the cache fraction is upper bounded by a constant  $\left(\frac{M}{N} \leq 1 - \frac{1}{q^{(k-m-t+1)t}}\right)$ , and our

scheme has polynomial subpacketization in  $K$ . The rate however increases linearly with  $K$  (similar to the uncoded caching rate); hence this regime does not have much significance. In case 2 of Appendix B, we keep the rate upper bounded by a constant ( $R \leq q^{(2m-k+t+1)t}$ ), then our scheme has subexponential subpacketization ( $F = q^{O((\log_q K)^2)}$ ) and cache fraction  $\frac{M}{N} = 1 - \Theta\left(\frac{1}{\sqrt{K}}\right)$ . Hence the drawback of Scheme A is that it requires higher cache fraction even though it has subexponential subpacketization (when rate is upper bounded by a constant). The results obtained in this section are summarized in the first 3 rows of Table III in Section II.

In Table VIII, we compare numerically the scheme in Theorem 4 with the basic coded caching scheme in [6] for some choices of  $K, \frac{M}{N}$ . From the table, it is clear that our scheme in Theorem 4 has subpacketization far less compared to the scheme in [6]. Also we can observe that cache fraction is on the higher side ( $\geq 0.5$ ).

To overcome the drawback of high cache requirement of Scheme A, we propose a new scheme (Scheme B) in Section VII. Scheme B also uses ideas from projective geometry.

## VII. A NEW LOW SUBPACKETIZATION SCHEME WITH SMALL CACHE FRACTION (SCHEME B)

In this section we present a coded caching scheme (Scheme B), which achieves subexponential (in  $K$ ) subpacketization when memory is upper bounded by a constant. In Section VII-E, we give Scheme C, which is a special case of Scheme B, and achieves linear subpacketization and is comparatively more flexible than existing linear subpacketization schemes in literature with non-trivial caching gain. Finally, in Section VII-F, we show a generalized version of Scheme B which adds one more tunable parameter to the construction of Scheme B.

The construction of Scheme B uses similar techniques (line graph and projective geometry) as that of Scheme A. Before presenting the new construction of  $(c, d)$ -caching line graph (which gives Scheme B), we first present some simple results using projective geometry over finite fields which are used in this section.

### A. A Useful Lemma About Sets of Subspaces

Let  $\mathbb{T} \triangleq \{T : T \in PG_q(k-1, 0)\}$ . Let  $\theta(k)$  denotes the number of distinct 1-dim subspaces of  $\mathbb{F}_q^k$ . Therefore,

$$\theta(k) = |\mathbb{T}| = \begin{bmatrix} k \\ 1 \end{bmatrix}_q = \frac{q^k - 1}{q - 1}.$$

The following lemma will be used repeatedly in this section.

**Lemma 10.** *Let  $k, a, b \in \mathbb{Z}^+$  such that  $1 \leq a+b \leq k$ . Consider a  $k$ -dim vector space  $V$  over  $\mathbb{F}_q$  and a fixed  $a$ -dim subspace  $A$  of  $V$ . The number of distinct (un-ordered)  $b$ -sized sets  $\{T_1, T_2, \dots, T_b\}$  such that  $T_i \in \mathbb{T}, \forall i \in [b]$  and  $A \oplus T_1 \oplus T_2 \oplus \dots \oplus T_b \in PG_q(k-1, a+b-1)$  is  $\frac{1}{b!} \prod_{i=0}^{b-1} (\theta(k) - \theta(a+i))$ .*

*Proof:* First we find the number of  $T_1 \in \mathbb{T}$  such that  $A \oplus T_1$  is a  $(a+1)$ -dim subspace of  $V$ . To pick such a  $T_1$  we define,  $T_1 = \text{span}(\mathbf{t}_1)$  for some  $\mathbf{t}_1 \in V \setminus A$ . Such a  $\mathbf{t}_1$  can be picked in  $(q^k - q^a)$  ways. However for one such fixed  $\mathbf{t}_1$ , there exist  $(q-1)$  number of  $\mathbf{t}'_1 \in V \setminus A$  such that  $\text{span}(\mathbf{t}_1) = \text{span}(\mathbf{t}'_1) = T_1$ . Thus the required number of unique  $T_1 \in \mathbb{T}$  is  $\frac{q^k - q^a}{q-1} = \theta(k) - \theta(a)$ . Similarly for every such  $T_1$  we can select  $T_2$  with the condition that  $A \oplus T_1 \oplus T_2$  is  $(a+2)$ -dim subspace of  $V$  in  $(\theta(k) - \theta(a+1))$  ways. So the number of distinct ordered sets  $\{T_1, T_2\}$  is  $(\theta(k) - \theta(a))(\theta(k) - \theta(a+1))$ . By induction the number of distinct ordered sets  $\{T_1, T_2, \dots, T_b\}$ , such that  $A \bigoplus_{i=1}^b T_i$  is a  $(a+b)$ -dim subspace of  $V$  is  $\prod_{i=0}^{b-1} (\theta(k) - \theta(a+i))$ . We know that the number of permutations of a  $b$ -sized set is  $b!$ . Therefore the number of distinct (un-ordered) sets satisfying the required conditions is  $\frac{1}{b!} \prod_{i=0}^{b-1} (\theta(k) - \theta(a+i))$ . This completes the proof.  $\blacksquare$

We also use the following corollary to Lemma 10. The proof of this follows from Lemma 10 (by taking  $k = a, b = 1, a = a-1$  in Lemma 10).

**Corollary 2.** *Consider two subspaces  $A', A$  of a  $k$ -dim vector space  $V$  over  $\mathbb{F}_q$  such that  $\dim(A') = a-1, \dim(A) = a$  and  $A' \subseteq A$ . The number of distinct  $T \in \mathbb{T}$  such that  $A' \oplus T = A$  is  $\frac{1}{1!} (\theta(a) - \theta(a-1)) = \frac{q^a - q^{a-1}}{q-1} = q^{a-1}$ .*

We now give an example of another coded caching scheme, which we shall see in Section VII-C to be illustrative of Scheme B of this paper.

### B. An Illustrative Example

**Example 8.** *Consider a caching system with  $K = 7, F = 21, \frac{M}{N} = 0.4285$ . Similar to Example 6, we need to provide the indexing for the users ( $\mathcal{K}$ ) and subfiles ( $\mathcal{F}$ ). For this purpose, we consider some quantities from projective geometry over finite fields. Consider a 3-dim vector space ( $\mathbb{F}_2^3$ ) over binary field. Consider the 1-dim subspaces of  $\mathbb{F}_2^3$  which are listed as follows,*

$$\begin{aligned}
T_1 &= \text{span}\{(0, 0, 1)\} \\
T_2 &= \text{span}\{(0, 1, 0)\} \\
T_3 &= \text{span}\{(1, 0, 0)\} \\
T_4 &= \text{span}\{(1, 1, 0)\} \\
T_5 &= \text{span}\{(1, 0, 1)\} \\
T_6 &= \text{span}\{(0, 1, 1)\} \\
T_7 &= \text{span}\{(1, 1, 1)\}.
\end{aligned}$$

Let  $\mathbb{X} = \{T_1, T_2, T_3, T_4, T_5, T_6, T_7\}$ . We know that any two distinct 1-dim subspaces are linearly independent. Let  $\mathbb{Y}$  be the set of all 2-sized sets of linearly independent 1-dim subspaces of  $\mathbb{F}_2^3$  i.e.,  $\mathbb{Y} = \{\{T_i, T_j\}, i, j \in \{1, 2, \dots, 7\}, i \neq j\}$ . Therefore  $|\mathbb{Y}| = 21$ .

Let  $\mathbb{Z}_1$  be the set of all 3-sized sets of linearly dependent 1-dim subspaces of  $\mathbb{F}_2^3$ . It is easy to see that

$$\mathbb{Z}_1 = \{\{T_1, T_2, T_6\}, \{T_2, T_3, T_4\}, \{T_1, T_3, T_5\}, \{T_1, T_4, T_7\}, \{T_2, T_5, T_7\}, \{T_3, T_6, T_7\}, \{T_4, T_5, T_6\}\}.$$

Let  $\mathbb{Z}$  be the set of all 3-sized sets of linearly independent 1-dim subspaces of  $\mathbb{F}_2^3$ . Therefore  $\mathbb{Z} = \binom{\mathbb{X}}{3} \setminus \mathbb{Z}_1$ . Therefore  $|\mathbb{Z}| = 28$ . We now proceed to describe the caching phase and delivery phase.

**Caching phase:** Let the user set be  $\mathcal{K} \equiv \mathbb{X}$  and set of subfiles be  $\mathcal{F} \equiv \mathbb{Y}$ . During the caching phase every file  $(W_i, i \in [N])$  is divided into  $F = |\mathbb{Y}| = 21$  subfiles. The subfiles of  $W_i$  are denoted as  $W_{i,Y}, \forall Y \in \mathcal{F}$ . The caching scheme is,

- For each  $i \in [N]$ , the user  $T_l \in \mathcal{K}$  caches the subfile  $W_{i,Y}$  if  $\{T_l\} \cup Y \notin \mathbb{Z}$ .

For instance user  $T_1$  caches subfiles  $W_{i,\{T_1, T_2\}}, W_{i,\{T_1, T_3\}}, W_{i,\{T_1, T_4\}}, W_{i,\{T_1, T_5\}}, W_{i,\{T_1, T_6\}}, W_{i,\{T_1, T_7\}}$  and  $W_{i,\{T_2, T_6\}}, W_{i,\{T_3, T_5\}}, W_{i,\{T_4, T_7\}}$  for every  $i \in [N]$ . It is easy to see that, every user caches 9 subfiles of every file. Hence the cache fraction  $\frac{M}{N} = \frac{9}{21} = 0.4285$ .

**Delivery phase:** Let demand of an arbitrary user  $T_l \in \mathcal{K}$  be  $W_{d_{T_l}}$ . Note that the subfiles requested by user  $T_l$  are precisely  $\{W_{d_{T_l}, Z \setminus T_l} : \forall Z \in \mathbb{Z}\}$ . The transmission scheme is,

- For each  $Z \in \mathbb{Z}$ , the server makes the transmission  $\bigoplus_{T_l \in Z} W_{d_{T_l}, Z \setminus T_l}$ .

For instance the transmission corresponding to  $\{T_1, T_2, T_3\} \in \mathbb{Z}$  is  $W_{d_{T_1}, \{T_2, T_3\}} + W_{d_{T_2}, \{T_1, T_3\}} + W_{d_{T_3}, \{T_1, T_2\}}$ . It is clear that, from this transmission user  $T_1$  decodes  $W_{d_{T_1}, \{T_2, T_3\}}$ , user  $T_2$  decodes  $W_{d_{T_2}, \{T_1, T_3\}}$ , and user  $T_3$  decodes  $W_{d_{T_3}, \{T_1, T_2\}}$ . Since one transmission is made for each  $Z \in \mathbb{Z}$ , all user demands will be satisfied. As 3 users are served in any transmission, the global caching gain is 3. By using (1), the rate of the scheme is  $R = \frac{|\mathbb{Z}|}{|\mathcal{F}|} = \frac{28}{21} = 1.33$ .

We are now ready to construct Scheme B, which is the main result of this section.

### C. Construction of Scheme B

We now proceed to develop some notation which is used to label user cliques, subfile cliques and transmission cliques.

Let  $k, m, n, q$  be positive integers such that  $n + m \leq k$  and  $q$  is some prime power. Consider a  $k$ -dim vector space  $\mathbb{F}_q^k$  and following sets of subspaces.

$$\begin{aligned}
\mathbb{T} &\triangleq PG_q(k-1, 0). \text{ (set of all 1-dim subspaces)} \\
\mathbb{R} &\triangleq PG_q(k-1, n-1). \text{ (set of all } n\text{-dim subspaces)} \\
\mathbb{S} &\triangleq PG_q(k-1, m-1). \text{ (set of all } m\text{-dim subspaces)} \\
\mathbb{U} &\triangleq PG_q(k-1, n+m-1). \text{ (set of all } (n+m)\text{-dim subspaces)}
\end{aligned}$$

Now, consider the following sets, which are used to present our caching line graph.

$$\mathbb{X} \triangleq \left\{ \{T_1, T_2, \dots, T_n\} : \forall T_i \in \mathbb{T}, \sum_{i=1}^n T_i \in \mathbb{R} \right\}. \quad (11)$$

$$\mathbb{Y} \triangleq \left\{ \{T_1, T_2, \dots, T_m\} : \forall T_i \in \mathbb{T}, \sum_{i=1}^m T_i \in \mathbb{S} \right\}. \quad (12)$$

$$\mathbb{Z} \triangleq \left\{ \{T_1, \dots, T_{n+m}\} : \forall T_i \in \mathbb{T}, \sum_{i=1}^{n+m} T_i \in \mathbb{U} \right\}. \quad (13)$$

Thus,  $\mathbb{X}$  is the set of all  $n$ -sized sets of 1-dim subspaces such that their sum is a  $n$ -dim subspace. Intuitively each  $T_i, i \in [n]$  in  $\{T_1, T_2, \dots, T_n\}$  has a different extra dimension. So, the dimension of the subspace  $\sum_{i=1}^n T_i$  is  $n$ . Similarly, we have  $\mathbb{Y}$  and  $\mathbb{Z}$ .

We now proceed to construct the  $(c, d)$ -caching line graph. To construct a caching line graph  $\mathcal{L}$ , we need to satisfy the conditions P1-P3 in Proposition 1. Following the notations in Proposition 1, let  $\mathcal{K} = \mathbb{X}$  and  $\mathcal{F} = \mathbb{Y}$ .

**User cliques:** We construct  $\mathcal{L}$  systematically by first initializing  $\mathcal{L}$  by its user cliques. The user cliques are indexed by  $X \in \mathbb{X}$ . For each  $X \in \mathbb{X}$  create the vertices corresponding to the user clique indexed by  $X$  as,

$$\mathcal{C}_X \triangleq \{(X, Y) : Y \in \mathbb{Y}, X \cup Y \in \mathbb{Z}\}.$$

The vertex set of  $\mathcal{L}$  is defined as  $V(\mathcal{L}) \triangleq \bigcup_{X \in \mathbb{X}} \mathcal{C}_X$  (here the union is a disjoint union). Therefore the user cliques partition the vertex set  $V(\mathcal{L})$ .

**Subfile cliques:** Similarly the subfile cliques are identified by  $\mathbb{Y}$ . For each  $Y \in \mathbb{Y}$  we construct the subfile clique of  $\mathcal{L}$  associated with  $Y$  as,

$$\mathcal{C}_Y \triangleq \{(X, Y) : X \in \mathbb{X}, X \cup Y \in \mathbb{Z}\}.$$

It is easy to see that  $\bigcup_{Y \in \mathbb{Y}} \mathcal{C}_Y = V(\mathcal{L})$  (here the union is a disjoint union). Therefore the subfile cliques also partition the vertex set  $V(\mathcal{L})$ .

By the construction of  $\mathcal{L}$ , it is clear that an edge in  $\mathcal{L}$  lies either in a user clique or in a subfile clique. Hence  $\mathcal{L}$  satisfies P3 of Proposition 1.

Now, if we show that the user cliques (and equivalently, subfile cliques) are of the same size each, then the properties P1-P2 in Proposition 1, will be satisfied by  $\mathcal{L}$ . By invoking the notations from Proposition 1, we have  $K = |\mathbb{X}|$  (the number of user cliques), and subpacketization  $F = |\mathbb{Y}|$  (the number of subfile cliques).

We now find the values of  $K, F$ , the size of user clique  $D (= |\mathcal{C}_X|)$  and the size of subfile clique  $c (= |\mathcal{C}_Y|)$ .

**Lemma 11.** *From the given construction, we have the following.*

$$\begin{aligned} K = |\mathbb{X}| &= \frac{1}{n!} q^{\frac{n(n-1)}{2}} \prod_{i=0}^{n-1} \begin{bmatrix} k-i \\ 1 \end{bmatrix}_q, \\ F = |\mathbb{Y}| &= \frac{1}{m!} q^{\frac{m(m-1)}{2}} \prod_{i=0}^{m-1} \begin{bmatrix} k-i \\ 1 \end{bmatrix}_q, \\ D \triangleq |\mathcal{C}_X| &= \frac{q^{nm}}{m!} q^{\frac{m(m-1)}{2}} \prod_{i=0}^{m-1} \begin{bmatrix} k-n-i \\ 1 \end{bmatrix}_q, \\ c \triangleq |\mathcal{C}_Y| &= \frac{q^{nm}}{n!} q^{\frac{n(n-1)}{2}} \prod_{i=0}^{n-1} \begin{bmatrix} k-m-i \\ 1 \end{bmatrix}_q. \end{aligned}$$

where the last two equations hold for any  $X \in \mathbb{X}$  and  $Y \in \mathbb{Y}$ .

*Proof:* See Appendix C. ■

Note that by Lemma 11, we have the size of the user cliques of  $\mathcal{L}$  as  $|\mathcal{C}_X|$  (for any  $X \in \mathbb{X}$ ), and this is same for each  $X$ . Similarly the subfile cliques all have the same size  $|\mathcal{C}_Y|$ . Hence  $\mathcal{L}$  satisfies properties P1-P3 in Proposition 1. Therefore  $\mathcal{L}$  is a valid caching line graph.

We now show that  $\overline{\mathcal{L}^2}$  has a clique cover with  $d$ -sized disjoint cliques (transmission cliques) for some  $d$ . Therefore  $\mathcal{L}$  is in fact a  $(c, d)$ -caching line graph, giving rise to the main result in this section which is Theorem 5 (Scheme B).

**Transmission cliques:** We first describe a clique of  $\overline{\mathcal{L}^2}$  (transmission clique) and show that such equal-sized cliques partition  $V(\mathcal{L})$  ( $= V(\overline{\mathcal{L}^2})$ ). This will suffice to show the delivery scheme as per Theorem 3.

We now present a clique of size  $\binom{n+m}{n}$  in  $\overline{\mathcal{L}^2}$  (where  $\binom{a}{b}$  represents binomial coefficient). Recall the definition of  $\mathbb{Z}$  from (13).

**Lemma 12.** *Consider  $Z = \{T_1, T_2, \dots, T_{n+m}\} \in \mathbb{Z}$ . Then  $\mathcal{C}_Z \triangleq \{(X, Z \setminus X) : X \in \binom{Z}{n}\} \subseteq V(\overline{\mathcal{L}^2})$  is a clique of size  $\binom{n+m}{m}$  in  $\overline{\mathcal{L}^2}$ .*

*Proof:* First note that  $\mathcal{C}_Z$  is well defined as  $Z \in \mathbb{Z}$ . Consider an arbitrary  $X \subset Z$  such that  $X \in \mathbb{X}$ . It is clear that  $(X, Z \setminus X) \in V(\mathcal{L})$  (belongs to user clique  $\mathcal{C}_X$ ). To show that the set of vertices of  $\mathcal{L}$  in  $\mathcal{C}_Z$  forms a clique of  $\overline{\mathcal{L}^2}$ , we have to show that between any two vertices of  $\mathcal{C}_Z$ , there is an edge in  $\overline{\mathcal{L}^2}$ . For this purpose, we use Lemma 2.

Consider two distinct vertices  $(X_1, Z \setminus X_1), (X_2, Z \setminus X_2) \in \mathcal{C}_Z$  (where  $X_1 \neq X_2$ ). It is clear that  $Z \setminus X_1 \neq Z \setminus X_2$ . Without loss of generality, let  $T_a \notin X_1$  and  $T_a \in X_2$  (as  $X_1 \neq X_2$ , such a  $T_a$  exists). Then  $T_a \notin X_1 \cup (Z \setminus X_2)$ . Hence  $X_1 \cup (Z \setminus X_2) \notin \mathbb{Z}$ . Therefore  $(X_1, Z \setminus X_2) \notin V(\mathcal{L}) = V(\overline{\mathcal{L}^2})$ . Similarly  $(X_2, Z \setminus X_1) \notin V(\overline{\mathcal{L}^2})$ . By invoking Lemma 2,  $\{(X_1, Z \setminus X_1), (X_2, Z \setminus X_2)\} \in E(\overline{\mathcal{L}^2})$ .

We started with two arbitrary and distinct vertices in  $\mathcal{C}_Z$  and showed that, there exists an edge between them in  $\overline{\mathcal{L}^2}$ . Therefore  $\mathcal{C}_Z$  is a clique in  $\overline{\mathcal{L}^2}$ . It is easy to see that  $|\mathcal{C}_Z| = \binom{n+m}{n}$ . This completes the proof. ■

We now show that the set of cliques  $\{\mathcal{C}_Z : Z \in \mathbb{Z}\}$  partition  $V(\mathcal{L})$ .

**Lemma 13.**  $\bigcup_{Z \in \mathbb{Z}} \mathcal{C}_Z = V(\mathcal{L}) = V(\overline{\mathcal{L}^2})$ , where this union is a disjoint union (the cliques  $\mathcal{C}_Z$  are as defined in Lemma 12).

*Proof:* Consider  $Z, Z' \in \mathbb{Z}$  such that  $Z \neq Z'$ . By definition of  $\mathcal{C}_Z, \mathcal{C}_{Z'}$ , we have  $\mathcal{C}_Z \cap \mathcal{C}_{Z'} = \emptyset$ . Now consider an arbitrary vertex  $(\{T_1, T_2, \dots, T_n\}, \{T_{n+1}, T_{n+2}, \dots, T_{n+m}\}) \in V(\mathcal{L})$ . By the construction of  $\mathcal{L}$ ,  $\{T_1, T_2, \dots, T_n\} \cup \{T_{n+1}, T_{n+2}, \dots, T_{n+m}\} \in \mathbb{Z}$ . Therefore the vertex  $(\{T_1, T_2, \dots, T_n\}, \{T_{n+1}, T_{n+2}, \dots, T_{n+m}\})$  lies in the unique clique,  $\mathcal{C}_{\{T_1, T_2, \dots, T_{n+m}\}}$  (defined as in Lemma 12). This completes the proof. ■

We are now ready to present our coded caching scheme using the caching line graph constructed above.

**Theorem 5. (Scheme B)** Let  $k, n, m, q$  be positive integers such that  $n + m \leq k$  and  $q$  be some prime power. The caching line graph  $\mathcal{L}$  constructed in Section VII-C is a  $\left( c = \frac{q^{nm}}{n!} q^{\frac{n(n-1)}{2}} \prod_{i=0}^{n-1} \begin{bmatrix} k-m-i \\ 1 \end{bmatrix}_q, d = \binom{n+m}{n} \right)$ -caching line graph and defines a coded caching scheme with,

$$K = \frac{1}{n!} q^{\frac{n(n-1)}{2}} \prod_{i=0}^{n-1} \begin{bmatrix} k-i \\ 1 \end{bmatrix}_q,$$

$$F = \frac{1}{m!} q^{\frac{m(m-1)}{2}} \prod_{i=0}^{m-1} \begin{bmatrix} k-i \\ 1 \end{bmatrix}_q,$$

$$\frac{M}{N} = 1 - q^{nm} \prod_{i=0}^{n-1} \frac{\begin{bmatrix} k-m-i \\ 1 \end{bmatrix}_q}{\begin{bmatrix} k-i \\ 1 \end{bmatrix}_q},$$

$$R = \frac{m! q^{nm}}{(n+m)!} q^{\frac{n(n-1)}{2}} \prod_{i=0}^{n-1} \begin{bmatrix} k-m-i \\ 1 \end{bmatrix}_q,$$

$$\text{Global caching gain } \gamma = \binom{n+m}{n}.$$

*Proof:* From Lemma 11, we get the expressions of  $K, F$  and  $c$ . By Lemma 12 and Lemma 13, the size of the cliques of  $\overline{\mathcal{L}^2}$  is  $d = \binom{n+m}{n}$  and they partition the vertex set  $V(\mathcal{L})$ . Hence  $\mathcal{L}$  is a  $(c, d)$ -caching line graph. Now by using Theorem 3 we get,

$$1 - \frac{M}{N} = \frac{c}{K} = \frac{\frac{1}{n!} \prod_{i=0}^{n-1} (\theta(k) - \theta(m+i))}{\frac{1}{n!} \prod_{i=0}^{n-1} (\theta(k) - \theta(i))}$$

$$= \prod_{i=0}^{n-1} \frac{q^k - q^{m+i}}{q^k - q^i} = \prod_{i=0}^{n-1} q^m \frac{q^{k-m-i} - 1}{q^{k-i} - 1}.$$

(where  $c, K$  expressions are from Appendix C)

Therefore,

$$\frac{M}{N} = 1 - q^{nm} \prod_{i=0}^{n-1} \frac{\begin{bmatrix} k-m-i \\ 1 \end{bmatrix}_q}{\begin{bmatrix} k-i \\ 1 \end{bmatrix}_q}.$$



$$R = \frac{c}{d} = \frac{m! q^{nm}}{(n+m)!} q^{\frac{n(n-1)}{2}} \prod_{i=0}^{n-1} \begin{bmatrix} k-m-i \\ 1 \end{bmatrix}_q.$$

Global caching gain  $\gamma = d = \binom{n+m}{n}$ .

This completes the proof. ■

We regard the coded caching scheme (Scheme B) presented in Theorem 5 as the main scheme of this work. We present Algorithm 1 in which the caching and delivery scheme of Scheme B are captured. The coded caching scheme proposed in Theorem 5, does not exist for all  $K$  (similar to most of the low subpacketization coded caching schemes in literature). So based on the design parameters (desired number of users, cache size) we add some dummy users and treat some fraction of the available cache as unused cache. This is done as follows. For the given number of users ( $K'$ ), cache size ( $M'$ ) and number of files ( $N$ ), select the appropriate parameters  $k, n, m, q$  which give a coded caching scheme according to Theorem 5 with parameters  $K, \frac{M}{N}, F, R$  such that  $(K - K')$  and  $(\frac{M'}{N} - \frac{M}{N})$  are non negative and as small as possible (we treat the extra users  $K - K'$  as dummy users and the extra cache  $M' - M$  is left unused). Now construct a  $(c, d)$ -caching line graph ( $\mathcal{L}$ ) as mentioned in Section VII-C and find  $\mathbb{X}$  (user indices),  $\mathbb{Y}$  (subfile indices),  $\mathbb{Z}$  (indices of cliques of  $\mathcal{L}^2$ , equivalently indices of transmissions) by using (11),(12),(13).

---

**Algorithm 1** Coded caching scheme proposed in Theorem 5

---

```

1: procedure PLACEMENT PHASE
2:   for each  $i \in [N]$  do
3:     Split  $W_i$  into  $\{W_{i,Y} : Y \in \mathbb{Y}\}$ .
4:   end for
5:   for each  $X \in \mathbb{X}$  do
6:     user  $X$  caches the subfiles  $W_{i,Y}, \forall i \in [N], \forall Y \in \mathbb{Y}$  such that  $X \cup Y \notin \mathbb{Z}$ .
7:   end for
8: end procedure
9: procedure DELIVERY PHASE( demand of user  $X$  is represented as  $W_{d_X}, \forall X \in \mathbb{X}$ )
10:  for each  $Z = \{V_1, V_2, \dots, V_{n+m}\} \in \mathbb{Z}$  do
11:    Server transmits  $\bigoplus_{X \in \binom{Z}{n}} W_{d_X, Z \setminus X}$ .
12:  end for
13: end procedure

```

---

#### D. Asymptotic Analysis and Numerical Comparisons of Scheme B with the State of the Art

In Appendix D, we provide the asymptotic analysis for the scheme presented in Theorem 5. When  $\frac{M}{N}$  is upper bounded by a constant  $\left(\frac{M}{N} \leq \frac{n}{q^{k-m-n+1}}\right)$  and as  $K$  grows large, from Appendix D we see that our scheme has subexponential subpacketization i.e.,  $F = q^{O((\log_q K)^2)}$  and rate  $R = \Theta\left(\frac{K}{(\log_q K)^n}\right)$ . Hence Scheme B overcomes the drawback of Scheme A (high cache requirement), but with higher rate.

We now compare our scheme with some of the schemes from Table I. We first discuss asymptotic comparison in subpacketization as the number of users  $K$  increases. In Table I, we see that the subpacketization levels of several schemes are exponential in  $K^{\frac{1}{r}}$  for some positive integer  $r$ . Comparatively, our scheme achieves subpacketization exponential in  $O((\log_q K)^2)$ , which is an improvement. Matching our scheme's parameters with those from [15] is hard. A special case of the general scheme in [15] is discussed in that work, which achieves subpacketization exponential in  $\sqrt{K}$ . Our Scheme B thus improves over this special case. The scheme of [17] achieves linear subpacketization, but it works only for an extremely large number of users and hence we do not compare with this numerically. The PDA scheme  $P_1$  from [18] as given in Table I achieves a subpacketization that is smaller than  $K$ , but uses a large cache fraction in general ( $\geq 0.5$ ). Hence we do not compare with this scheme also.

We now come to the numerical comparisons. In Table IX and Table X, we compare numerically the scheme in Theorem 5 with the schemes in [13] and [16] respectively, for some choices of  $K$  and  $\frac{M}{N}$ . We chose these two schemes for the reason that they show a large improvement in the subpacketization level without compromising much on the coding gain compared to the basic scheme of [6]. For instance, the PDA based scheme in [13] achieves lower subpacketization (though not in the asymptotic sense) over [6], while having a global caching gain only one less than the scheme of [6].

We label the parameters of our scheme in Theorem 5 as  $K_1, \left(\frac{M}{N}\right)_1, F_1, \gamma_1$  where  $\gamma_1 = d$ . Parameters of the scheme presented in [13] are  $K_2 = q(m+1), \left(\frac{M}{N}\right)_2 = 1 - \frac{1}{q}, F_2 = (q)^{(m)}, \gamma_2 = \frac{K(1-\frac{M}{N})}{q-1}$  where  $q(\geq 2), m \in \mathbb{Z}^+$ . The parameters of the scheme

TABLE IX: Comparison of the coded caching scheme in Theorem 5 with the scheme in [13]. (inf represents  $> 10^{307}$ ).

Number of users		Cache fraction		Subpacketization		Global caching gain	
$(k, n, m, q)$	$(q, m)$	$\left(\frac{M}{N}\right)_1$	$\left(\frac{M}{N}\right)_2$	$F_1$	$F_2$	$\gamma_1$	$\gamma_2$
$K_1$	$K_2$	(Theorem 5)	[13]	(Theorem 5)	[13]	(Theorem 5)	[13]
(4, 2, 2, 2)	(2, 51)						
105	104	0.54	0.50	105	$10^{15}$	6	52
(5, 2, 2, 2)	(4, 116)						
465	468	0.28	0.25	465	$10^{69}$	6	117
(4, 2, 2, 3)	(3, 259)						
780	780	0.38	0.33	780	$10^{123}$	6	260
(7, 2, 4, 2)	(3, 2666)						
8001	8001	0.33	0.33	$10^7$	inf	15	$10^3$
(7, 2, 2, 2)	(14, 571)						
8001	8008	0.07	0.07	8001	inf	6	572

TABLE X: Comparison of the coded caching scheme in Theorem 5 with the scheme in [16].

Number of users		Cache fraction		Subpacketization		Global caching gain	
$(k, n, m, q)$	$(k, n, q, z)$	$\left(\frac{M}{N}\right)_1$	$\left(\frac{M}{N}\right)_3$	$F_1$	$F_3$	$\gamma_1$	$\gamma_3$
$K_1$	$K_3$	(Theorem 5)	[16]	(Theorem 5)	[16]	(Theorem 5)	[16]
(3, 1, 2, 5)	(7, 12, 2, 3)						
31	36	0.2	0.3	465	4374	3	8
(4, 1, 2, 3)	(8, 12, 3, 5)						
40	60	0.1	0.2	780	$10^6$	3	9
(4, 2, 1, 2)	(9, 12, 3, 11)						
105	132	0.2	0.1	15	$10^9$	3	10
(5, 2, 1, 2)	(8, 12, 3, 29)						
465	348	0.09	0.03	31	$10^{12}$	3	9

presented in [16] are labeled as  $K_3 = nq$ ,  $\left(\frac{M}{N}\right)_3 = \frac{1}{q}$ ,  $F_3 = q^k z$ ,  $\gamma_3 = k + 1$  where  $n, k, q, z$  parameters are defined as per [16]. As it is very difficult to match exact parameters, we make approximate comparison. As subpacketization can take large values, we approximate it to the nearest positive power of 10.

Throughout, we notice that our Scheme B has parameters for small cache sizes, offering large reductions in the subpacketizations compared to the other two existing schemes in literature, while having smaller caching gains (and equivalently, higher rate). Since many of the subpacketization values are of the order of  $10^2 - 10^4$ , we consider our Scheme B to be of importance in practice.

We finally remark that we can also achieve subpacketization  $F = K$  (we discuss this in the next subsection) and even  $F < K$  by choosing the parameters appropriately. For instance, for  $k = 4, n = 2, m = 1, q = 4$  (in Theorem 5), we have  $K = 3570, F = 85$ , with  $\frac{M}{N} = 0.0588$ , and gain 3.

### E. Scheme C: A Flexible Scheme with Linear Subpacketization (a special case of Scheme B)

One of the most interesting regimes for the coded caching problem is that of linear subpacketization, i.e., the case when  $F = O(K)$ . It is known from [14] via the theory of hypergraphs that linear subpacketization is not sufficient for achieving constant rate. A well known result from [17] shows that there exist coded caching schemes which have  $F = K$  and achieve a rate of  $K^\delta$  (for small  $\delta$ ), and for a small cache fraction. However the number of users required for this construction is extremely high. The Ali-Niesen scheme [6] itself achieves  $F = K$  when  $\frac{M}{N} = \frac{1}{K}$ , but the rate is then  $R = \frac{K-1}{2}$ . A similar scheme with same parameters is known from [18] (see Section V-B in [18]). Thus, most of the existing schemes with linear subpacketization either require extremely large number of users to exist, or have a very small caching gain.

The following corollary to Theorem 5 gives a new linear subpacketization scheme (Scheme C) obtained using our projective geometry based technique. Note that the scheme is parametrized by the prime power  $q$  (finite-field size) and the cache fraction  $\lambda$ , and hence is flexible for different numbers of users and cache fraction.

**Corollary 3. (Scheme C)** For  $q$  being some prime power and  $\lambda \in (0, 1)$  such that  $\lambda q$  is a positive integer, then there exists a linear subpacketization coded caching scheme with  $F = K \leq \frac{q^{2\lambda^2 q^2}}{(\lambda q)!}$ , cache fraction  $\frac{M}{N} \leq \lambda$ , and global caching gain  $\gamma \geq \frac{4^{\lambda q}}{2\sqrt{\lambda q}}$  (with the rate achieved being  $\frac{K(1-\frac{M}{N})}{\gamma}$ ).

*Proof:* We choose some specific values for the parameters for our construction in Section VII-C to prove this result. From (25) in Appendix D, we have that  $\frac{M}{N} \leq \frac{n}{q^{\alpha-n+1}} \leq \frac{n}{q}$ . We choose  $n = \lambda q$  (note that  $n$  must be an integer and  $q$  is a prime power and hence we have our constraints on  $\lambda$ ).

From the expressions in Theorem 5, we have that  $K = F$  when  $m = n$ . We choose the least valid value of  $k$ , i.e.,  $k = n + m = 2n$ . We thus have with these parameters,

$$K = F \stackrel{(26)}{\leq} \frac{q^{kn}}{n!} = \frac{q^{2n^2}}{n!} = \frac{q^{2\lambda^2 q^2}}{(\lambda q)!},$$

as stated in the statement of the corollary. We now come to the global caching gain. From Theorem 5, we have that the global caching gain of the scheme is

$$\gamma = \binom{2n}{n} \geq \frac{4^n}{\sqrt{4n}} = \frac{4^{\lambda q}}{2\sqrt{\lambda q}},$$

where the above inequality is a well-known inequality for the middle binomial coefficient that holds for  $n \geq 1$ . This completes the proof. ■

#### F. Generalization of Scheme B

We can further generalize the scheme presented in Section VII-C (Scheme B). In Scheme B, the user cliques, subfile cliques and transmission cliques are sets of linearly independent 1-dim subspaces. In the generalized scheme which we present now, the user cliques, the subfile cliques and the transmission cliques are sets of linearly independent  $l$ -dim subspaces.

Let  $k, m, n, l, q \in \mathbb{Z}^+$  such that  $n + m \leq k$  and  $q$  is some prime power. Consider a  $k$ -dim vector space  $\mathbb{F}_q^k$  and following sets of subspaces.

$$\mathbb{L} \triangleq PG_q(k-1, l-1). \text{ (set of all } l\text{-dim subspaces)}$$

$$\mathbb{R} \triangleq PG_q(k-1, nl-1). \text{ (set of all } nl\text{-dim subspaces)}$$

$$\mathbb{S} \triangleq PG_q(k-1, ml-1). \text{ (set of all } ml\text{-dim subspaces)}$$

$$\mathbb{U} \triangleq PG_q(k-1, (nl+ml)-1). \text{ (set of all } (nl+ml)\text{-dim spaces)}$$

Similar to Scheme B, consider the following sets, which are used to present the new caching line graph.

$$\mathbb{X} \triangleq \left\{ \{L_1, L_2, \dots, L_n\} : \forall L_i \in \mathbb{L}, \sum_{i=1}^n L_i \in \mathbb{R} \right\}. \quad (14)$$

$$\mathbb{Y} \triangleq \left\{ \{L_1, L_2, \dots, L_m\} : \forall L_i \in \mathbb{L}, \sum_{i=1}^m L_i \in \mathbb{S} \right\}. \quad (15)$$

$$\mathbb{Z} \triangleq \left\{ \{L_1, \dots, L_{n+m}\} : \forall L_i \in \mathbb{L}, \sum_{i=1}^{n+m} L_i \in \mathbb{U} \right\}. \quad (16)$$

i.e.,  $\mathbb{X}$  is the set of all  $n$ -sized sets of linearly independent  $l$ -dim subspaces, hence their sum (or direct sum) is a  $nl$ -dim subspace. Similarly, we have  $\mathbb{Y}$  and  $\mathbb{Z}$ .

Construct a caching line graph  $\mathcal{L}$ , similar to that of Scheme B, with the following user cliques and subfile cliques.

**User cliques:** For each  $X \in \mathbb{X}$ , we define  $\mathcal{C}_X \triangleq \{(X, Y) : Y \in \mathbb{Y}, X \cup Y \in \mathbb{Z}\}$ .

**Subfile cliques:** For each  $Y \in \mathbb{Y}$ , we define  $\mathcal{C}_Y \triangleq \{(X, Y) : X \in \mathbb{X}, X \cup Y \in \mathbb{Z}\}$ .

where  $X \in \mathbb{X}$  and  $Y \in \mathbb{Y}$ . The parameters of  $\mathcal{L}$  such as number of user cliques ( $K$ ), number of subfile cliques ( $F$ ), size of user clique ( $|\mathcal{C}_X|$ ) and size of subfile clique ( $|\mathcal{C}_Y|$ ) are given in the following lemma.

**Lemma 14.** *From the given construction, we have the following.*

$$\begin{aligned}
K = |\mathbb{X}| &= \frac{(l!)^n q^{\frac{n(n-1)l^2}{2}}}{(nl)! (n!)} \frac{\prod_{i=0}^{nl-1} \begin{bmatrix} k-i \\ 1 \end{bmatrix}_q}{\left( \prod_{i=0}^{l-1} \begin{bmatrix} l-i \\ 1 \end{bmatrix}_q \right)^n} y_1, \\
F = |\mathbb{Y}| &= \frac{(l!)^m q^{\frac{m(m-1)l^2}{2}}}{(ml)! (m!)} \frac{\prod_{i=0}^{ml-1} \begin{bmatrix} k-i \\ 1 \end{bmatrix}_q}{\left( \prod_{i=0}^{l-1} \begin{bmatrix} l-i \\ 1 \end{bmatrix}_q \right)^m} y_2, \\
D = |\mathcal{C}_X| &= \frac{(l!)^m q^{ml^2(\frac{m-1}{2}+n)}}{(ml)! (m!)} \frac{\prod_{i=0}^{ml-1} \begin{bmatrix} k-nl-i \\ 1 \end{bmatrix}_q}{\left( \prod_{i=0}^{l-1} \begin{bmatrix} l-i \\ 1 \end{bmatrix}_q \right)^m} y_2, \\
c = |\mathcal{C}_Y| &= \frac{(l!)^n q^{nl^2(\frac{n-1}{2}+m)}}{(nl)! (n!)} \frac{\prod_{i=0}^{nl-1} \begin{bmatrix} k-ml-i \\ 1 \end{bmatrix}_q}{\left( \prod_{i=0}^{l-1} \begin{bmatrix} l-i \\ 1 \end{bmatrix}_q \right)^n} y_1.
\end{aligned}$$

where the last two equations hold for any  $X \in \mathbb{X}$ ,  $Y \in \mathbb{Y}$ , and  $y_1 = \prod_{i=0}^{n-1} \binom{(n-i)l}{l}$ ,  $y_2 = \prod_{i=0}^{m-1} \binom{(m-i)l}{l}$ .

*Proof:* See Appendix E. ■

We now construct the transmission cliques (cliques of  $\overline{\mathcal{L}^2}$ ) similar to that of Scheme B.

**Transmission cliques:**  $\mathcal{C}_Z \triangleq \left\{ (X, Z \setminus X) : X \in \binom{Z}{n} \right\}$ , where  $Z \in \mathbb{Z}$ .

By following similar techniques as that of Scheme B, it is easy to see that  $\mathcal{L}$  is a  $(c, d)$ -caching line graph with  $d = \binom{n+m}{n}$ . We now present the coded caching scheme corresponding to the caching line graph constructed above.

**Theorem 6.** *The caching line graph  $\mathcal{L}$  constructed in Section VII-F is a  $(c, d)$ -caching line graph and defines a coded caching scheme with number of users  $K$  and subpacketization  $F$  (where  $K, F, c$  are as given in Lemma 14),  $d = \binom{n+m}{n}$  and*

$$\begin{aligned}
\frac{M}{N} &= 1 - q^{mnl^2} \prod_{i=0}^{nl-1} \frac{\begin{bmatrix} k-ml-i \\ 1 \end{bmatrix}_q}{\begin{bmatrix} k-i \\ 1 \end{bmatrix}_q}, \\
\text{Rate } R &= \frac{c}{d}, \\
\gamma &= d.
\end{aligned}$$

*Proof:* Similar to the proof of Theorem 5. ■

**Remark 5.** *For the special case of  $l = 1$ , the scheme in Theorem 6, reduces to Scheme B (Theorem 5). The asymptotic analysis for the scheme in Theorem 6 is similar to that of Scheme B (Appendix D). When  $\frac{M}{N}$  is upper bounded by a constant  $\left( \frac{M}{N} \leq \frac{nl}{q^{k-ml-nl+1}} \right)$  and as  $K$  grows large, scheme in Theorem 6 achieves (by following similar techniques as that of Appendix D) subexponential subpacketization i.e.,  $F = q^{O((\log_q K)^2)}$  and rate  $R = \Theta\left(\frac{K}{(\log_q K)^n}\right)$ . Thus, this generalized scheme has more flexibility than Scheme B, but unfortunately is unable to improve upon Scheme B asymptotically.*

## VIII. EXTENSION TO OTHER SETTINGS

In this section, we extend our main scheme, Scheme B, to the device-to-device setting (in which coded caching was first applied in [26]), to the distributed computing setting [27], and the wireless interference channel setting [28]. Our main motivation for this section is to present a low subpacketization scheme for each of these three settings which improves upon the currently

existing schemes. Most of the existing schemes for these settings are adapted from existing broadcast coded caching schemes, and hence inherit the large subpacketization issue from the same.

The connection from broadcast coded caching schemes to D2D coded caching schemes and distributed computing schemes was established in [35] through the concept of a placement delivery array (PDA). In [35], it was shown that for a special class of PDAs known as  $g$ -PDA with  $g \geq 2$  there exists a corresponding D2D coded caching scheme and a corresponding scheme for a distributed computing system. After showing that our  $(c, d)$ -caching line graphs also correspond to  $g$ -PDAs, we use the result from [35] to adapt our Scheme B to the D2D and distributed computing settings. Towards that end, we recall the definition of PDA presented in [13].

**Definition 5** (Placement Delivery Array [13]). *For positive integers  $K, F, Z$  and  $S$ , an  $F \times K$  array  $\mathbf{A} = [a_{j,k}]$ ,  $j \in [F]$ ,  $k \in [K]$ , composed of a specific symbol “\*” and  $S$  integers  $1, \dots, S$ , is called a  $(K, F, Z, S)$  placement delivery array (PDA), if it satisfies the following conditions:*

- C1. The symbol “\*” appears  $Z$  times in each column.
- C2. Each integer occurs at least once in the array.
- C3. For any two distinct entries  $a_{j_1, k_1}$  and  $a_{j_2, k_2}$  we have  $a_{j_1, k_1} = a_{j_2, k_2} = s$ , an integer, only if
  1.  $j_1 \neq j_2, k_1 \neq k_2$ , i.e., they lie in distinct rows and distinct columns; and
  2.  $a_{j_1, k_2} = a_{j_2, k_1} = *$ .

If each integer  $s \in [S]$  occurs exactly  $g$  times, then  $\mathbf{A}$  is called a regular  $g - (K, F, Z, S)$  PDA, or  $g$ -PDA for short.

Most known coded caching schemes in literature correspond to PDAs. We now show that any  $(c, d)$ -caching line graph ( $d \geq 2$ ) is equivalent to a  $g$ -PDA.

**Theorem 7.**  $\mathcal{L}$  is a  $(c, d)$ -caching line graph (when  $d \geq 2$  and there is a partition of  $V(\mathcal{L})$  with  $K$  cliques of size  $D$  each) if and only if there exist a

$$d - \left( K, F = \frac{KD}{c}, Z = F - D, S = \frac{KD}{d} \right) \text{ regular PDA.}$$

*Proof:* We will prove the Only If part. Let  $\mathcal{L}$  be a caching line graph as given in the lemma statement. From the condition P2 of Proposition 1, we have that the  $c$ -sized disjoint cliques of  $\mathcal{L}$  partition  $V(\mathcal{L})$ . Since  $|V(\mathcal{L})| = KD$ , thus  $\frac{KD}{c}$  is an integer. Also we know that there is a clique cover of  $\mathcal{L}^2$  consisting of  $d$ -sized disjoint cliques. As  $V(\mathcal{L}^2) = V(\mathcal{L})$ , the set  $V(\mathcal{L})$  can be partitioned into  $\frac{KD}{d}$  number of  $d$ -sized cliques  $\{C_s : s \in [\frac{KD}{d}]\}$  of  $\mathcal{L}^2$ . It is clear that  $|C_s| = d, \forall s \in [\frac{KD}{d}]$ . Let  $F = \frac{KD}{c}$ ,  $Z = F - D$  and  $S = \frac{KD}{d}$ . Now consider an array  $\mathbf{A} = [a_{f,k}]$ ,  $f \in [F]$ ,  $k \in [K]$ . The entries of  $\mathbf{A}$  are defined as follows,

$$a_{f,k} = \begin{cases} * & \text{if } (k, f) \notin V(\mathcal{L}) \\ s & \text{if } (k, f) \in C_s \text{ for some } s \in [\frac{KD}{d}]. \end{cases}$$

Thus  $\mathbf{A}$  is a  $F \times K$  array such that rows represent subfile cliques and columns represent user cliques. Now we will check the conditions C1-C3 of Definition 5.

- C1. Consider an arbitrary  $k \in [K]$ . By condition P1 of Proposition 1,  $|\{f \in [F] : (k, f) \notin V(\mathcal{L})\}| = F - D = Z$ . Therefore “\*” appears  $Z$  times in each column of  $\mathbf{A}$ .
- C2. From the definition of  $\mathbf{A}$ , it is clear that each integer  $s \in [S]$  occurs at least once in the array.
- C3. Consider  $a_{f_1, k_1}$  and  $a_{f_2, k_2}$  such that  $(k_1, f_1), (k_2, f_2) \in C_s$  for some  $s \in [\frac{KD}{d}]$ . From Lemma 2, it is easy to see that  $f_1 \neq f_2, k_1 \neq k_2$  and  $(k_1, f_2), (k_2, f_1) \notin V(\mathcal{L})$ . Therefore  $a_{f_1, k_2} = a_{f_2, k_1} = *$ .

Since  $|C_s| = d, \forall s \in [\frac{KD}{d}]$ , it is clear that each integer  $s \in [\frac{KD}{d}]$  occurs exactly  $g = d$  times in  $\mathbf{A}$ . Therefore  $\mathbf{A}$  satisfies all the conditions of Definition 5. Hence  $\mathbf{A}$  is a  $d - (K, F, Z, S)$  PDA. The proof of the If part follows similarly. This completes the proof. ■

By Theorem 7, it is clear that the  $(c, d)$ -caching line graph developed in Section VII-C, which resulted in Scheme B, corresponds to a  $d - (K, F, F - D, \frac{KD}{d})$  regular PDA, where the expressions of  $K, F, d$  are given in Theorem 5 and the expression for  $D(=|C_X|)$  is given in Lemma 11.

#### A. Extension to D2D Coded Caching Systems

We now give the extension of our Scheme B to D2D coded caching systems. First we describe the D2D coded caching system model as in [26] briefly. In contrast to the conventional coded caching setup, the central server is absent in D2D coded caching system. In a D2D coded caching system there is a library of  $N^D$  files spread across a set of  $K^D$  user nodes each equipped with a cache that can store  $M^D$  number of files. Each file is divided into  $F^D$  (subpacketization) number of equal sized subfiles (we use superscript  $D$  to represent the parameters of the D2D coded caching scheme). All users are connected by

a bus link. During one time slot any one of the users can transmit and other users can receive (without error). The D2D coded caching scheme works in two phases. During the caching phase, the cache of each user is populated with contents available at the library. During the transmission phase each user demands any one of the files available in the library. The demand of each user is revealed to all other users. Every user ( $l \in [K^{\mathcal{D}}]$ ) makes a multicast transmission of rate  $r_l$  (the ratio of number of transmissions sent by  $l$  to the subpacketization  $F^{\mathcal{D}}$ , assuming each transmission is of the size equal to that of a subfile), in its dedicated time slot to all other users using the bus link. From these multicast transmissions and cache contents, each user decodes its demanded file. The rate of such a D2D coded caching scheme is defined as  $R^{\mathcal{D}} \triangleq \sum_{l=1}^{K^{\mathcal{D}}} r_l$ .

With this setting, we have the following result from [35].

**Lemma 15** (Corollary 1 in [35]). *For a given  $g - (K, F, Z, S)$  regular PDA with  $g \geq 2$ , there exists a scheme for a D2D network with  $K^{\mathcal{D}} = K$  users and cached fraction  $\frac{M^{\mathcal{D}}}{N^{\mathcal{D}}} = \frac{Z}{F}$ , achieving the rate  $R^{\mathcal{D}} = \frac{g}{g-1} \frac{S}{F}$ , with subpacketization level  $F^{\mathcal{D}} = (g-1)F$ .*

By applying Lemma 15, we can get the D2D coded caching scheme corresponding to our Scheme B in Section VII-C. We capture this result in Theorem 8. The proof follows from Theorem 7 and Lemma 15 (we skip the details here, as it is straightforward).

**Theorem 8.** *Let  $k, n, m, q$  be positive integers such that  $n + m \leq k$  and  $q$  be some prime power. The caching line graph given in Section VII-C corresponds to a D2D coded caching scheme with,*

$$K^{\mathcal{D}} = \frac{1}{n!} q^{\frac{n(n-1)}{2}} \prod_{i=0}^{n-1} \begin{bmatrix} k-i \\ 1 \end{bmatrix}_q,$$

$$F^{\mathcal{D}} = \frac{\binom{n+m}{n} - 1}{m!} q^{\frac{m(m-1)}{2}} \prod_{i=0}^{m-1} \begin{bmatrix} k-i \\ 1 \end{bmatrix}_q,$$

$$\frac{M^{\mathcal{D}}}{N^{\mathcal{D}}} = 1 - q^{nm} \prod_{i=0}^{m-1} \frac{\begin{bmatrix} k-n-i \\ 1 \end{bmatrix}_q}{\begin{bmatrix} k-i \\ 1 \end{bmatrix}_q},$$

$$R^{\mathcal{D}} = \frac{q^{nm} q^{\frac{n(n-1)}{2}}}{\left(\binom{n+m}{n} - 1\right) (n!)} \prod_{i=0}^{n-1} \begin{bmatrix} k-m-i \\ 1 \end{bmatrix}_q.$$

By following the similar techniques as in Appendix D, we can get the following asymptotics for large  $K^{\mathcal{D}}$ .  $F^{\mathcal{D}} = q^{O((\log_q K^{\mathcal{D}})^2)}$  and  $R^{\mathcal{D}} = \Theta\left(\frac{K^{\mathcal{D}}}{(\log_q K^{\mathcal{D}})^n}\right)$  (where  $K^{\mathcal{D}}$  is the number of users in the D2D coded caching scheme).

TABLE XI: Comparison of the D2D coded caching scheme in Theorem 8 with schemes in [36], [26]. (inf represents  $> 10^{307}$ ).

Number of users			Cache fraction			Subpacketization			Rate		
$(k, n, m, q)$	$(m, q, z, b)$	$K_3^{\mathcal{D}}$	$\left(\frac{M^{\mathcal{D}}}{N^{\mathcal{D}}}\right)_1$	$\left(\frac{M^{\mathcal{D}}}{N^{\mathcal{D}}}\right)_2$	$\left(\frac{M^{\mathcal{D}}}{N^{\mathcal{D}}}\right)_3$	$F_1^{\mathcal{D}}$	$F_2^{\mathcal{D}}$	$F_3^{\mathcal{D}}$	$R_1^{\mathcal{D}}$	$R_2^{\mathcal{D}}$	$R_3^{\mathcal{D}}$
$K_1^{\mathcal{D}}$	$K_2^{\mathcal{D}}$	$K_3^{\mathcal{D}}$	$\left(\frac{M^{\mathcal{D}}}{N^{\mathcal{D}}}\right)_1$	$\left(\frac{M^{\mathcal{D}}}{N^{\mathcal{D}}}\right)_2$	$\left(\frac{M^{\mathcal{D}}}{N^{\mathcal{D}}}\right)_3$	$F_1^{\mathcal{D}}$	$F_2^{\mathcal{D}}$	$F_3^{\mathcal{D}}$	$R_1^{\mathcal{D}}$	$R_2^{\mathcal{D}}$	$R_3^{\mathcal{D}}$
(Theorem 8)	[36]	[26]	(Theorem 8)	[36]	[26]	(Theorem 8)	[36]	[26]	(Theorem 8)	[36]	[26]
(7, 2, 2, 2)	(8, 1000, 70, 1)										
8001	8000	8001	0.07	0.07	0.07	40005	$10^{24}$	inf	1488	1062	13.28
(5, 2, 2, 3)	(2, 3630, 500, 1)										
7260	7260	7260	0.13	0.14	0.13	36300	$10^7$	inf	1263	6260	6.70
(6, 2, 2, 2)	(3, 651, 91, 1)										
1953	1953	1953	0.14	0.14	0.14	9765	$10^8$	inf	336	840	6.15
(4, 2, 2, 3)	(5, 9, 2, 2)										
780	810	780	0.38	0.39	0.38	3900	$10^5$	$10^{225}$	97.2	54	1.65
(5, 2, 2, 2)	(5, 7, 1, 2)										
465	490	465	0.28	0.27	0.28	2325	$10^5$	$10^{119}$	67.2	40	2.60
(4, 2, 2, 2)	(21, 5, 3, 1)										
105	105	105	0.54	0.60	0.54	525	$10^{16}$	$10^{32}$	9.6	1.02	0.84

In Table XI, we compare the D2D coded caching scheme presented in Theorem 8 with that of [36], [26]. The scheme presented in [26] is fundamental scheme in D2D coded caching literature. To the best of our knowledge, the scheme presented in [36] has the low subpacketization in the state of the art. As far as possible, we choose corresponding values for  $K^{\mathcal{D}}, \frac{M^{\mathcal{D}}}{N^{\mathcal{D}}}$ . The parameters corresponding to Theorem 8 are labelled as  $K_1^{\mathcal{D}}, \left(\frac{M^{\mathcal{D}}}{N^{\mathcal{D}}}\right)_1, F_1^{\mathcal{D}}, R_1^{\mathcal{D}}$ . The parameters of the scheme presented in [36] (DPDA3 in [36]) are  $K_2^{\mathcal{D}} = \binom{m}{b} q^b, \left(\frac{M^{\mathcal{D}}}{N^{\mathcal{D}}}\right)_2 = 1 - \left(\frac{q-z}{q}\right)^b, F_2^{\mathcal{D}} = \binom{m}{b} q^b \left[\frac{q-1}{q-z}\right]^{2b} - \left[\frac{q-1}{q-z}\right]^b q^m$  and  $R_2^{\mathcal{D}} = \frac{\binom{m}{b} (q-z)^b}{\binom{m}{b} \left[\frac{q-1}{q-z}\right]^{b-1}}$ . where  $m, q, z, b$  are positive integers such that  $z < q, b \leq m$ . The parameters corresponding to the scheme of [26] are  $K_3^{\mathcal{D}}, \left(\frac{M^{\mathcal{D}}}{N^{\mathcal{D}}}\right)_3, F_3^{\mathcal{D}} = y \binom{K^{\mathcal{D}}}{y}, R_3^{\mathcal{D}} = \frac{N^{\mathcal{D}}}{M^{\mathcal{D}}} - 1$  where  $y = \left\lfloor \frac{M^{\mathcal{D}} K^{\mathcal{D}}}{N^{\mathcal{D}}} \right\rfloor$ . From Table XI it is clear that the scheme presented in Theorem 8 performs much better than the schemes of [36], [26] in terms of subpacketization but with higher rate in most instances. However, noticeably, for two entries in Table XI, both our rate and subpacketization are lower than those of [26], [36].

### B. Extension to Distributed Computing Systems

Using coded transmissions to reduce the communication load is a general technique that can potentially be used in any distributed communication system. One such system is the distributed computing framework called the Map-Reduce framework [37]. In this framework, one or more functions have to be evaluated on some given large amount of data. To do this in a distributed manner, subsets of the data are assigned to a number of distributed computing nodes, each of which compute the functions on their own data subset. After this the intermediate values are accumulated at the nodes to give the total computed function values. In [27], for this framework presented in [37], a technique to reduce the communication load was presented, which is inspired from the coded caching framework.

We now recall the model from [27]. Consider  $N^{\mathcal{C}}$  files,  $K^{\mathcal{C}}$  computing nodes and each node is assigned one or more functions to be computed finally (we use superscript  $\mathcal{C}$  to represent the parameters of the distributed computing system). The total number of functions to be computed on the files is  $Q$ . In the *map* phase, the set of  $N^{\mathcal{C}}$  files are split into  $F^{\mathcal{C}}$  batches, each containing  $\frac{N^{\mathcal{C}}}{F^{\mathcal{C}}}$  files. Each node stores some batches of every file and computes all the  $Q$  functions on the files present in each batch. We denote the files present at node  $k \in [K^{\mathcal{C}}]$  as  $\mathcal{M}_k$ . These computed function values are referred as intermediate values, and we assume they are represented as  $T$ -length bit-vectors. Thus there are  $Q|\mathcal{M}_k|$  intermediate values computed at each node  $k$  at the end of the map phase. In the *shuffle* phase, each node  $k \in [K^{\mathcal{C}}]$  computes a signal denoted by  $X_k$  (of length  $l_k$  bits) from intermediate values, it computed in the map phase, and communicates to other nodes. This is known as *data shuffling*. In the final *reduce* phase, each node is assigned to reduce a set of  $\frac{Q}{K^{\mathcal{C}}}$  functions (we assume  $\frac{Q}{K^{\mathcal{C}}}$  is an integer). Using the signals received from other nodes via data shuffling and the intermediate values computed at itself during the map phase, each node decodes all the intermediate values of its assigned output functions, to finally compute the complete value of the output functions.

The *computation load*, denoted by  $r^{\mathcal{C}}$ , is the number of map functions computed at all the nodes, normalized by  $N$ . The communication load, denoted by  $L^{\mathcal{C}}$ , is the ratio of the total number of bits transmitted to the total number of bits in all the intermediary values  $QNT$ . Therefore,

$$r^{\mathcal{C}} = \frac{\sum_{k \in [K^{\mathcal{C}}]} |\mathcal{M}_k|}{N}, \quad L^{\mathcal{C}} = \frac{\sum_{i=1}^{K^{\mathcal{C}}} l_i}{QNT}.$$

Similar to the coded caching problem, it is a practical necessity to obtain distributed computing schemes for the above model with smaller number of batches  $F^{\mathcal{C}}$  for low computation and communication loads. We adapt our Scheme B to this setting in order to obtain a distributed computing scheme which has lower number of batches for similar computation load requirements compared to other major schemes in literature, at the cost of having larger communication loads. For this purpose, we rely on the following result from [35] which relates PDAs to distributed computing schemes in the above setting.

**Lemma 16.** (Corollary 3 in [35]). *For a given  $g - (K, F, Z, S)$  regular PDA with  $g \geq 2$ , there exists a scheme for distributed computing system with  $K^{\mathcal{C}} = K$  nodes, achieving the computation load  $r^{\mathcal{C}} = \frac{KZ}{F}$  and communication load  $L^{\mathcal{C}} = \frac{g}{g-1} \frac{S}{KF}$ , which can be implemented with the minimum number of the batches requirement  $F^{\mathcal{C}} = F$ .*

Now, by applying Lemma 16, we can get the corresponding distributed computing system which is presented in the Theorem 9 (the proof follows from Theorem 7 and Lemma 16).

**Theorem 9.** Let  $k, n, m, q$  be positive integers such that  $n + m \leq k$  and  $q$  be some prime power. The caching line graph given in Section VII-C corresponds to a distributed computing scheme with,

$$K^C = \frac{1}{n!} q^{\frac{n(n-1)}{2}} \prod_{i=0}^{n-1} \begin{bmatrix} k-i \\ 1 \end{bmatrix}_q,$$

$$r^C = K^C \left( 1 - q^{nm} \prod_{i=0}^{m-1} \frac{\begin{bmatrix} k-n-i \\ 1 \end{bmatrix}_q}{\begin{bmatrix} k-i \\ 1 \end{bmatrix}_q} \right),$$

$$F^C = \frac{1}{m!} q^{\frac{m(m-1)}{2}} \prod_{i=0}^{m-1} \begin{bmatrix} k-i \\ 1 \end{bmatrix}_q,$$

$$L^C = \frac{q^{nm}}{\binom{n+m}{n} - 1} \prod_{i=0}^{n-1} \frac{\begin{bmatrix} k-m-i \\ 1 \end{bmatrix}_q}{\begin{bmatrix} k-i \\ 1 \end{bmatrix}_q}.$$

In Table XII, we compare our distributed computing system presented in Theorem 9 with that of [27]. The scheme in [27] is the original scheme in distributed computing literature for the given setting, and can be viewed as an adaptation of the fundamental coded caching scheme [6] into a distributed computing scheme. This scheme is optimal in terms of the communication load for a given computation load, but uses a large batch size as shown in Table XII. The parameters of the scheme presented in [27] are  $K_2^C = K$ ,  $F_2^C = \binom{K}{r}$ ,  $r_2^C = r$ ,  $L_2^C = \frac{1}{r} (1 - \frac{r}{K})$ . where  $K$  is a positive integer and  $r \in [K]$ . As far as possible, we choose corresponding values for  $K^C, F^C$  for the purpose of comparison. The parameters corresponding to Theorem 9 are labelled as  $K_1^C, F_1^C, r_1^C, L_1^C$ .

We see from Table XII that for a given number of computing nodes and computation load, our scheme presented in Theorem 9 performs much better than the scheme of [27] in terms of number of file batches required (which makes our scheme more practical for distributed systems with tens of nodes or more) for the same computation load. The communication load is however higher in general. However, for some examples, for instance the entries in Table XII with number of nodes equal to 63 or 121, for the communication load at most twice of what the scheme of [27] achieves, we achieve order-of-magnitude gains in the batch-number  $F^C$ .

TABLE XII: Comparison of the distributed computing scheme in Theorem 9 with scheme in [27]. (inf represents  $> 10^{307}$ ).

Number of computing nodes		Computation load		Number of batches		Communication load	
$(k, n, m, q)$	$(K, r)$	$r_1^C$	$r_2^C$	$F_1^C$	$F_2^C$	$L_1^C$	$L_2^C$
$K_1^C$	$K_2^C$	(Theorem 9)	[27]	(Theorem 9)	[27]	(Theorem 9)	[27]
(6, 2, 2, 2)	(1953, 273)	273	273	1953	inf	0.1720	0.0032
1953	1953						
(4, 2, 1, 3)	(780, 78)	78	78	40	$10^{108}$	0.45	0.0115
780	780						
(5, 2, 2, 2)	(465, 129)	129	129	465	$10^{117}$	0.1445	0.0056
465	465						
(5, 1, 2, 3)	(121, 4)	4	4	7260	$10^6$	0.4835	0.2417
121	121						
(4, 2, 1, 2)	(105, 21)	21	21	15	$10^{21}$	0.40	0.0381
105	105						
(6, 1, 2, 2)	(63, 3)	3	3	1953	39711	0.4762	0.3175
63	63						

### C. Extension to Coded Caching in a Wireless Interference Channel

We now present another setting in which we can apply our low subpacketization scheme, namely the interference channel. Coded caching for the interference channel setting with caches at both transmitters and receivers was considered in [28], where



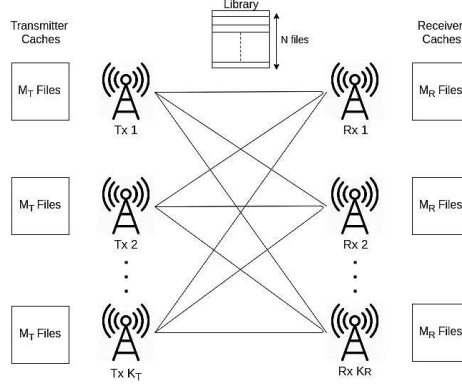


Fig. 6: Channel model for coded caching in wireless interference channel.

the fundamental coded caching scheme of Ali-Niesen [6] was adapted to this setting. In [38], this scheme was further refined to present a scheme with lower subpacketization requirement (particularly, no subpacketization at the transmitter end). We leave the details of these schemes to the reader and refer them to the respective papers. In this subsection, we present the adaptation of our low-subpacketization Scheme B for the setting presented in [28], also motivated by techniques from [38]. We then compare via numerical examples our scheme's performance with that of [38] which itself is an improvement over [28] in terms of the subpacketization, with all other parameters being the same.

We first review the model given in [28] as shown in Fig. 6. Consider a wireless channel with  $K_T$  transmitters and  $K_R$  receivers with  $N$  files (denoted as  $W_i : i \in [N]$ ) such that each transmitter can store  $M_T$  files and each receiver can store  $M_R$  files. We assume  $L \triangleq \frac{K_T M_T}{N}$  is an integer, and also that  $L$  divides  $K_R$ . Each transmitter and receiver has one antenna, and the channel coefficient between any particular transmitter-to-receiver pair is complex number that is a realization of an independent continuous probability distribution, and assumed to be constant over the time of communication. The coded caching scheme in this setting involves two phases as before, the caching phase where the transmitter and receiver caches are populated, and then the delivery phase in which the receiver demands (each receiver demands a particular file as before) are served collaboratively by the transmitters. In every round of transmission, some subset of  $K_T$  transmitters send signals to the receivers. In a valid scheme, at the end of a finite number of rounds, the decoding of demands at the respective receivers should be complete. The sum-DoF in this setting refers intuitively to the number of receivers served per transmission. For a precise definition of this parameter, we refer to the reader to [28].

For this setting, under the condition that  $L + \frac{K_R M_R}{N} \leq K_R$ , the scheme paper [28] achieves a sum-DoF of  $L + \frac{K_R M_R}{N}$ , with a subpacketization level of  $\binom{K_T}{L} \binom{K_R}{\frac{K_R M_R}{N}}$  which arises as a result of subpacketization for caching at both transmitter-side and receiver-side. The work [38] achieves the same sum-DoF with a subpacketization level of  $\binom{K_R/L}{K_R M_R / (LN)}$ , which avoids subpacketization at the transmitter-side completely. For more details, we refer the reader to [28] and [38]. In the rest of this subsection, we shall adapt our low subpacketization scheme, Scheme B, to this interference channel setting. For the sake of notational convenience, we focus on adapting a particular special class of Scheme B, which has parameters  $(k, m, n, q)$ , i.e., those schemes with  $n = 1$ . However, the more general scheme can also be adapted, which gives more flexibility in terms of the parameters.

The principle we use is similar to the grouping scheme for the multi-transmitter coded caching scheme given in [38]. The idea behind this is to divide the receivers into a number of  $K \triangleq \frac{K_R}{L}$  groups, each containing  $L$  receivers. Then the broadcast-channel coded caching scheme (in our case, Scheme B) is applied to the groups considering them to be super-users, while also utilizing the presence of transmitter caches to zero-force some non-demanded un-cached subfiles. We now give the detailed scheme.

We assume that  $K_R = KL$ , where  $K = \begin{bmatrix} k \\ 1 \end{bmatrix}_q$  for some  $k$ . Let  $\mathbb{V} \triangleq \{V \in PG_q(k-1, 0)\}$  (Note that in Section VII-C,

we used the notation  $\mathbb{T}$  for the same). Consider  $\frac{M_R}{N} = 1 - \frac{q^{m+1} \begin{bmatrix} k-1 \\ m+1 \end{bmatrix}_q}{\begin{bmatrix} k \\ m+1 \end{bmatrix}_q}$  for some prime power  $q$  and  $m$  such that  $m \leq k$ .

We group the  $K_R$  users into  $K$  groups, such that in each group there are  $L$  users. The groups are indexed by distinct 1-dim subspaces of  $\mathbb{F}_q^k$ , i.e by elements of  $\mathbb{V}$ . Let the users in a group  $V \in \mathbb{V}$  be denoted as  $V(1), \dots, V(L)$ . We now describe the placement and delivery phase.

1) *Placement Phase: Transmitter Caching Strategy:* We follow the caching strategy described in [38] (Appendix A in [38]) for the transmitter side. We require each subfile of each file to be cached at precisely  $L$  transmitters.

- For  $i \in [K_T]$ , the cache content  $C_{T_i}$  of the  $i^{\text{th}}$  transmitter denoted by  $T_i$  is given by

$$C_{T_i} = \{W_{1+(p-1)(\text{mod } N)} : p \in \{1 + (i-1)M_T, \dots, M_T i\}\}.$$

Thus, the transmitters cache successive  $M_T$  files into their caches. Because of this caching strategy, it should also be clear that each file cached at  $L = \frac{K_T M_T}{N}$  transmitters. This property of the transmitter-side caching will be used to obtain a sum-DoF =  $L + \frac{K_R M_R}{N}$  via the zero-forcing technique.

Receiver Caching Strategy: On the receiver side, the caching strategy is based on projective geometry as described in Section VII-C (Scheme B, with the parameter  $n = 1$ ). Consider  $m \in \mathbb{Z}^+$  such that  $m \leq k$ . Let

$$\begin{aligned} \mathbb{S} &\triangleq \{S \in PG_q(k-1, m-1)\}. \\ \mathbb{Y} &\triangleq \left\{ \{V_1, V_2, \dots, V_m\} : \forall V_i \in \mathbb{V}, \sum_{i=1}^m V_i \in \mathbb{S} \right\}. \end{aligned}$$

Following Scheme B, the subfiles are indexed by elements of  $\mathbb{Y}$ . The subfiles of file  $W_i$  is denoted as  $W_i^Y = \{W_i^Y : Y \in \mathbb{Y}\}$ . The subpacketization  $F$  is thus equal to  $|\mathbb{Y}|$ , which was shown in Lemma 11 in Section VII to be  $\frac{1}{m!} q^{\frac{m(m-1)}{2}} \prod_{i=0}^{m-1} \begin{bmatrix} k-i \\ 1 \end{bmatrix}_q$ .

- The caches of the receivers  $V(r) : r \in [L]$  in the group  $V \in \mathbb{V}$  are populated with the same content, given as

$$Z_V \triangleq \left\{ W_i^Y : Y \in \mathbb{Y}, V \not\subseteq \sum_{V_j \in Y} V_j \right\}_{i=1}^N.$$

Thus we have the  $K = \begin{bmatrix} k \\ 1 \end{bmatrix}_q$  groups of our current setting in the place of  $K$  users in the original Scheme B. We now describe the delivery phase corresponding to this caching strategy.

2) *Delivery Phase:* In the delivery phase, each receiver demands for a file. We use a projective geometry based delivery scheme developed in Section VII-C over the groups of users. Let the demand of receiver  $V(i)$  be denoted as  $W_{d_{V(i)}}$ . The delivery scheme serves  $m+1$  group of receivers in each transmission. For this purpose we develop some notations following the description of Scheme B.

Let

$$\mathbb{Z} = \left\{ \{V_1, V_2, \dots, V_{m+1}\} \subseteq \mathbb{V} : \sum_{j=1}^{m+1} V_j \in PG_q(k-1, m) \right\}.$$

Consider  $Z = \{V_1, V_2, \dots, V_{m+1}\} \in \mathbb{Z}$ , denoting a set of  $(m+1)$  groups of receivers, the  $(m+1)L$  receivers in which will be served in one round of transmissions. Let  $Y_j = Y \setminus V_j : j \in [m+1]$ . In this round, the subfiles to be transmitted to the receivers in the groups given in  $Z$  are  $\{W_{d_{V_j(i)}}^{Y_j} : j \in [m+1], i \in [L]\}$ . Clearly, the subfile is  $W_{d_{V_j(i)}}^{Y_j}$  which is desired at user  $V_j(i)$ , is not cached at any receiver in the group  $V_j$  but available at all the receivers in the groups  $V_{j'} : j' \in [m+1] \setminus j$ . For the purpose of transmitting on a wireless channel, let  $\widetilde{W}_{d_{V_j(i)}}^{Y_j}$  denote the signal (from some complex constellation) denoting the mapping of the subfile  $W_{d_{V_j(i)}}^{Y_j}$ ; this mapping is known to all receivers and transmitters. We now construct the idea behind the delivery scheme, by showing the round corresponding to  $Z \in \mathbb{Z}$ .

We denote by  $\mathbf{s}_i \in \mathbb{C}^{1 \times 1} : i \in [K_T]$  the signal transmitted by  $i^{\text{th}}$  transmitter during this round. We have to design our transmission signals such that the mapped subfile  $\widetilde{W}_{d_{V_j(i)}}^{Y_j}$  can be obtained at user  $V_j(i)$ , while (a) the same subfile can be zero-forced at the receivers in  $V_j \setminus V_j(i)$  by utilizing the presence of the  $L$  transmitters in which the subfile  $W_{d_{V_j(i)}}^{Y_j}$  is available, and (b) the same subfile can be cancelled using the cache content at each receiver in the group  $V_{j'} : j' \in [m+1] \setminus j$ .

Let  $\overline{\mathbf{w}}_j = [\widetilde{W}_{d_{V_j(1)}}^{Y_j}, \dots, \widetilde{W}_{d_{V_j(L)}}^{Y_j}]^T$  denote the mapped subfiles involved in this round of transmissions corresponding to the group  $V_j$ . The round of transmissions is described as follows:

$$\begin{bmatrix} \mathbf{s}_1 \\ \vdots \\ \mathbf{s}_{K_T} \end{bmatrix} = [\overline{\mathbf{A}}_1 \quad \dots \quad \overline{\mathbf{A}}_{m+1}] \begin{bmatrix} \overline{\mathbf{w}}_1 \\ \vdots \\ \overline{\mathbf{w}}_{m+1} \end{bmatrix}, \quad (17)$$

where  $\overline{\mathbf{A}}_i \in \mathbb{C}^{K_T \times L} : i \in [m+1]$  contains as its columns the  $L$  precoding vectors of length  $K_T$  corresponding to the mapped subfiles  $\widetilde{W}_{d_{V_j(i)}}^{Y_j} : i \in [L]$  generated by the  $K_T$  transmitters. Note that any such precoding vector can have only  $L$  non-zeros, as the subfile  $W_{d_{V_j(i)}}^{Y_j}$  is available only at some  $L$  transmitters. Thus, every column of the matrices  $\overline{\mathbf{A}}_i : i \in [m+1]$  contains  $K_T - L$  zeros, with the remaining entries to be chosen to satisfy the zero-forcing requirements. In the remainder of this subsection, we show that such precoding vectors can indeed be chosen, and show that decoding of the mapped subfiles (and

thereby, via the inverse mapping, the uncached subfiles) can be decoded at the respective receivers. The delivery scheme can therefore be completed by constructing transmissions as in (17) for every  $Z \in \mathbb{Z}$ , with appropriately chosen precoding vectors so as to effect successful decoding.

We now show that the precoding vectors of (17) in the matrices  $\bar{A}_i : i \in [m+1]$  can be chosen to ensure decoding of the desired subfiles at the respective users. The received signals at the receivers of groups  $Z = (V_1, \dots, V_{m+1})$  is given as,

$$\begin{bmatrix} \mathbf{y}_1 \\ \vdots \\ \mathbf{y}_{m+1} \end{bmatrix} = \begin{bmatrix} H_1 \\ \vdots \\ H_{m+1} \end{bmatrix} \begin{bmatrix} \mathbf{s}_1 \\ \vdots \\ \mathbf{s}_{K_T} \end{bmatrix} + \mathbf{z}, \quad (18)$$

where  $\mathbf{y}_j = [y_{j,1}, \dots, y_{j,L}]^T : j \in [m+1]$ , with  $y_{j,i} : i \in [L]$  being the received signal at user  $V_j(i)$ , the matrix  $H_j : j \in [m+1]$  is the  $L \times K_T$  channel matrix from the  $K_T$  transmitters to the  $L$  receivers of group  $V_j$  and  $\mathbf{z} = (z_1, \dots, z_{m+1})^T$  denotes the additive white gaussian noise, each component of which is distributed as a circular symmetric complex gaussian.

We now have from (17) and (18), the received signal at group  $V_j$  as

$$\mathbf{y}_j = [H_j A_1 \dots H_j A_{m+1}] \begin{bmatrix} \bar{\mathbf{w}}_1 \\ \vdots \\ \bar{\mathbf{w}}_{m+1} \end{bmatrix} + z_j \quad (19)$$

Because receiver  $V_j(i)$  has the subfiles in (19) except  $W_{d_{V_j(i)}}^{Z \setminus V_j} : i \in [L]$ , from (19), receivers of group  $V_j$  can obtain,

$$\tilde{\mathbf{y}}_j = H_j A_j \bar{\mathbf{w}}_j + z_j.$$

Because of the fact that the entries of  $H_j$  are picked from a continuous distribution, any  $L$  columns of  $H_j$  are linearly independent almost surely, there exists a vector, with the condition that it is non-zero only in the positions corresponding to the transmitters caching  $W_{d_{V_j(i)}}$  and 0 everywhere else, which can be fixed as the  $i^{\text{th}}$  column of  $A_j$ , such that  $H_j A_j = I$  (identity matrix of size  $L$ ). Hence we have found the desired solution for the precoding vectors. This ensures decoding (as SNR grows large, in the DoF sense) of the mapped subfiles  $\{\widehat{W}_{d_{V_j(i)}}^{Y_j} : j \in [m+1], i \in [L]\}$  at the respective receivers, and thus by inverse mapping the original desired subfiles can be decoded. The delivery scheme, which constructs transmissions as in (17) for every  $Z \in \mathbb{Z}$  thus ensures decoding of all uncached and desired subfiles at the respective receivers. As in each round of transmissions, the number of users served is  $L(m+1)$ , which is the sum-DoF for the presented scheme. The results of the coded caching scheme constructed above is presented in the following theorem.

**Theorem 10.** *In a wireless channel consisting of  $N$  files,  $K_T$  transmitters each with cache that can contain  $M_T$  files such that  $L = \frac{K_T M_T}{N}$  is a positive integer, and consisting of  $K_R = L \begin{bmatrix} k \\ 1 \end{bmatrix}_q$  receivers each of cache size  $M_R$*

*files where  $\frac{M_R}{N} = 1 - \frac{q^m \begin{bmatrix} k-1 \\ m \end{bmatrix}_q}{\begin{bmatrix} k \\ m \end{bmatrix}_q}$ , we can achieve with high SNR, a sum-DoF =  $L(m+1)$  with subpacketization*

$$F = \frac{1}{m!} q^{\frac{m(m-1)}{2}} \prod_{i=0}^{m-1} \begin{bmatrix} k-i \\ 1 \end{bmatrix}_q, \text{ where } k, m \in \mathbb{Z}^+ \text{ with } m \leq k \text{ and } q \text{ is some prime power.}$$

TABLE XIII: Comparison of the coded caching scheme for interference channel presented in Theorem 10 with the scheme in [38], for some specific values of  $K_R, L, \frac{M_R}{N}$ .

(k, m, q) $K_R$	L	$\frac{M_R}{N}$	F <sub>1</sub> (Theorem 10)	F <sub>2</sub> [38]	DoF <sub>1</sub> (Theorem 10)	DoF <sub>2</sub> [38]
(4,2,2) 30	2	0.5333	420	6435	8	17
(5,2,2) 62	2	0.7742	4340	$2.62 \times 10^6$	8	50
(4,2,3) 80	2	0.6750	9360	$1.2 \times 10^{10}$	8	56
(5,3,2) 124	4	0.5161	$2.6 \times 10^4$	$3 \times 10^8$	20	67
(6,3,2) 252	4	0.7619	$5.4 \times 10^5$	$1.22 \times 10^{14}$	20	195

Table XIII gives a numerical comparison of our scheme's parameters with that of [38]. As can be seen, our scheme performs better in terms of the subpacketization, while having lesser DoF. The quantities are rounded off to a small number of decimal places wherever applicable.

## IX. CONCLUSION AND DISCUSSION

In this work, we have presented coded caching schemes which achieve low subpacketization compared to a number of existing schemes in literature. Our coded caching schemes are constructed over the foundations of line graphs and projective geometries. The literature in this area is now extensive, therefore we have presented comparisons with only a few important existing coded caching schemes, which are considered state-of-the-art to the best of our knowledge. We have also extended our scheme to other channel settings, thereby showing similar gains in subpacketization in those settings also. There are a number of questions and open problems, which are yet to be answered in terms of the subpacketization-rate trade-off, some of which are listed here.

- Is there a closed-form expression for the optimal rate achievable for a given subpacketization level? Can we obtain impossibility results, for certain regimes of (asymptotic) coded caching gains given a certain level of subpacketization, or vice-versa? (For instance, the work [14] gives an impossibility of subpacketization being linear in  $K$ , for constant rate and cache-fraction).
- The current paper can be said to subsume the construction of [6] in the following sense. Suppose we substitute  $n = 1$  in Theorem 5, and let  $q \rightarrow 0$ . Then it is easy to see that we obtain the scheme from [6]. Further, retaining  $n$  as a parameter, just letting  $q \rightarrow 0$  gives us a scheme from [15] (which is based on set-theoretic principles). The likely common theory which underlies these types of combinatorial constructions, which are based on set-containment and subspace-containment principles, is the notion of geometric lattices. Exploring such connections may lead to further interesting and useful constructions.
- Results from graph theory could be used in conjunction with the caching line graph framework to obtain new and useful coded caching schemes.
- One drawback of our constructions in this work is the number of parameters and the lack of flexibility in designing for all possible values for the number of users, and for cache sizes. Rectifying this drawback is a direction for future work.
- The single server with multi-antenna and multi-receiver wireless scenario can be looked at as a multi-transmitter scenario (which we discuss in this current work) with all transmitters having access to the entire library. Recently, the works [39], [40] carry forward the discussion of subpacketization in multi-antenna wireless communication. In particular, in [40], a simple linear subpacketization scheme is presented for multi-antenna scenario provided some parameter conditions are satisfied. This raises the question of whether there are schemes for other scenarios, which are of low theoretical complexity, low subpacketization, and offer good caching gain.

### APPENDIX A PROOF OF LEMMA 6

Construct a bipartite graph with left vertices as  $\left\{ V_i, i = 1, \dots, \begin{bmatrix} m+t \\ t \end{bmatrix}_q \right\}$  (the  $t$ -dim subspaces of  $X$ ) and right vertices as  $\{T : T \text{ is a } m\text{-dim subspace of } X\}$ . By the lemma statement, we know that the number of right vertices is  $\begin{bmatrix} m+t \\ m \end{bmatrix}_q$ . By A1 of Lemma 3, we have  $\begin{bmatrix} m+t \\ m \end{bmatrix}_q = \begin{bmatrix} m+t \\ t \end{bmatrix}_q$ . Therefore the number of right vertices is equal to the number of left vertices.

We now define the edges of the bipartite graph. For a left vertex  $V$ , let the adjacent right-vertices in the bipartite graph be  $\{T : V \cap T = \{\mathbf{0}\}\}$ .

Thus the left-degree is  $\begin{bmatrix} m+t \\ t \end{bmatrix}_q - |\{T : V \cap T \neq \{\mathbf{0}\}\}|$ . Now,  $V \cap T$  is a subspace. By A3 of Lemma 3, the number of  $m$ -dim subspaces of  $X$  intersecting a fixed  $t$ -dim subspace in some  $i$ -dim subspace ( $1 \leq i \leq \min(t, m)$ ) is

$$q^{(m-i)(t-i)} \begin{bmatrix} (m+t) - (t) \\ m-i \end{bmatrix}_q \begin{bmatrix} t \\ i \end{bmatrix}_q = q^{(m-i)(t-i)} \begin{bmatrix} m \\ i \end{bmatrix}_q \begin{bmatrix} t \\ i \end{bmatrix}_q.$$

Thus the left-degree in this bipartite graph is

$$\begin{bmatrix} m+t \\ t \end{bmatrix}_q - \sum_{i=1}^{\min(m,t)} q^{(m-i)(t-i)} \begin{bmatrix} m \\ i \end{bmatrix}_q \begin{bmatrix} t \\ i \end{bmatrix}_q,$$

where the second term above is precisely  $|\{T : V \cap T \neq \{\mathbf{0}\}\}|$ .

Similarly by Lemma 3, the number of  $t$ -dim subspaces of  $X$  intersecting a fixed  $m$ -dim subspace in some  $i$ -dim subspace is

$$q^{(t-i)(m-i)} \begin{bmatrix} (m+t) - (m) \\ t-i \end{bmatrix}_q \begin{bmatrix} m \\ i \end{bmatrix}_q = q^{(t-i)(m-i)} \begin{bmatrix} t \\ i \end{bmatrix}_q \begin{bmatrix} m \\ i \end{bmatrix}_q.$$

And hence the right degree is equal to the left-degree. Hence the bipartite graph we have constructed is regular.

A perfect matching of a graph  $G$  is a matching of  $G$  such that every vertex of  $G$  is incident on some edge of the matching. It should be clear that what we are looking for is a perfect matching of the regular bipartite graph we have constructed. The reason is as follows. Define  $T_{V_i, X}$  as the  $m$ -dim subspace adjacent to  $V_i$  in the perfect matching. Since for given  $V_i$ , any  $T$  adjacent to  $V_i$  in our bipartite graph is such that  $T \oplus V_i = X$ , thus we have  $T_{V_i, X} \oplus V_i = X$ . Thus, a perfect matching gives us the collection of  $T_{V_i, X}, \forall V_i$  as we desire.

Now, for a regular bipartite graph with  $n$  left-vertices, algorithms are known to find a perfect matching with complexity as small as  $O(n \log n)$  [41]. This completes the proof.

## APPENDIX B ASYMPTOTIC ANALYSIS OF SCHEME A (THEOREM 4)

We analyse the asymptotic behaviour of our scheme as  $K$  grows large in two cases. In the first case we upper bound  $\frac{M}{N}$  by a constant and analyse the asymptotic behaviour of  $F$  and  $R$ . In the second case we upper bound  $R$  by a constant and analyse the asymptotic behaviour of  $F$  and  $\frac{M}{N}$ .

Throughout we assume  $q$  is constant. We have  $K = \begin{bmatrix} k \\ t \end{bmatrix}_q$ . We analyse our scheme as  $k$  grows large.

By using (8) we have

$$q^{(k-t)t} \leq K \leq q^{(k-t+1)t}. \quad (20)$$

We can write this as,

$$\frac{1}{\sqrt{K}} q^{-\frac{t^2}{2}} \leq q^{-\frac{kt}{2}} \leq \frac{1}{\sqrt{K}} q^{-\frac{t^2+t}{2}}. \quad (21)$$

**Case 1:** If  $\frac{M}{N}$  is upper bounded by a constant

From Theorem 4 we have,

$$1 - \frac{M}{N} = \frac{\begin{bmatrix} m+t \\ t \end{bmatrix}_q}{\begin{bmatrix} k \\ t \end{bmatrix}_q} \stackrel{(9)}{\geq} q^{(m+t-k-1)t}. \quad (22)$$

To lower bound  $1 - \frac{M}{N}$  (or upper bound  $\frac{M}{N}$ ) by a constant, assume  $t$  and  $k - m$  as constants. Note that  $m + t \leq k$ .

**Asymptotics of  $F$ :** We now analyse the asymptotics for  $F$ . Consider,

$$\begin{aligned} \frac{F}{K} &= \frac{\begin{bmatrix} k \\ m+t \end{bmatrix}_q}{\begin{bmatrix} k \\ t \end{bmatrix}_q} \stackrel{(10)}{\leq} q^{(k-t-m-t+1)m} \leq q^{(k-2t-m+1)(k-t)} \\ &\stackrel{(20)}{\leq} K^{\frac{k-2t-m+1}{t}} \end{aligned}$$

$$\text{Hence } F \leq K^{\frac{k-t-m+1}{t}}.$$

Therefore  $F = O(\text{poly}(K))$ . (since  $t$  and  $k - m$  are constants)

**Asymptotics of  $R$ :** We now analyse the asymptotics for  $R = \frac{\begin{bmatrix} m+t \\ t \end{bmatrix}_q}{\begin{bmatrix} k-m \\ t \end{bmatrix}_q}$ .

By using (9) we get,

$$q^{(m+t-k+m-1)t} \leq R \leq q^{(m+t-k+m+1)t}.$$

Now by using (20) we can write,

$$q^{2(t+m-k-1)t} \leq \frac{R}{K} \leq q^{2(t+m-k)t+t}.$$

Therefore  $R = \Theta(K)$ . (since  $t$  and  $k - m$  are constants)

**Case 2:** If  $R$  is upper bounded by a constant

We have,  $R \stackrel{(9)}{\leq} q^{(2m-k+t+1)t}$ .

To upper bound  $R$  by a constant, assume  $t$  and  $k - 2m$  as constants. Note that  $m + t \leq k$ .

**Asymptotics of  $F$ :** We now analyse the asymptotics for  $F$ . Consider,

$$\begin{aligned} \frac{F}{K} &\stackrel{(10)}{\leq} q^{(k-t-m-t+1)m} \leq q^{(k-2t-m+1)(k-t)} \\ F &\leq K q^{\left(\frac{k}{2} + \frac{k-2m}{2} - 2t+1\right)(k-t)} \\ &\leq q^{\log_q K} q^{\frac{k^2-kt}{2} + \alpha_1(k-t)}, \end{aligned} \tag{23}$$

where  $\alpha_1 = \frac{k-2m}{2} - 2t + 1$  is a constant. From (20) we have  $k \leq \frac{1}{t} \log_q K + t$ .

By using this in the inequality in (23), it is easy to see that  $F = O((\log_q K)^2)$ . (since  $t$  and  $k - 2m$  are constants)

**Asymptotics of  $\frac{M}{N}$ :** We now analyse the asymptotics for  $\frac{M}{N}$ . By using (9) we have,

$$\begin{aligned} q^{(m+t-k-1)t} &\leq 1 - \frac{M}{N} \leq q^{(m+t-k+1)t} \\ q^{\left(\frac{2m-k}{2} + t - 1\right)t} q^{-\frac{kt}{2}} &\leq 1 - \frac{M}{N} \leq q^{\left(\frac{2m-k}{2} + t + 1\right)t} q^{-\frac{kt}{2}}. \end{aligned}$$

By using (21) we get,

$$\frac{1}{\sqrt{K}} q^{\left(\frac{2m-k}{2} + t - 1\right)t - \frac{t^2}{2}} \leq 1 - \frac{M}{N} \leq \frac{1}{\sqrt{K}} q^{\left(\frac{2m-k}{2} + t + 1\right)t - \frac{t^2}{2}}.$$

Therefore  $\frac{M}{N} = 1 - \Theta\left(\frac{1}{\sqrt{K}}\right)$ . (since  $t$  and  $k - 2m$  are constants)

## APPENDIX C PROOF OF LEMMA 11

**Finding the number of user cliques  $K (= |\mathbb{X}|)$ :**

Finding  $K$  means finding the number of distinct sets  $\{T_1, T_2, \dots, T_n\}$  such that  $T_i \in \mathbb{T}$ ,  $\forall i \in [n]$  and  $\sum_{i=1}^n T_i \in \mathbb{R}$ . By invoking Lemma 10 (with  $a = 0$ ), we have,

$$\begin{aligned} K &= \frac{1}{n!} \prod_{i=0}^{n-1} (\theta(k) - \theta(i)) \\ &= \frac{1}{n!} \prod_{i=0}^{n-1} \left( \frac{q^k - 1}{q - 1} - \frac{q^i - 1}{q - 1} \right) \\ &= \frac{1}{n!} \prod_{i=0}^{n-1} \frac{q^k - q^i}{q - 1} = \frac{1}{n!} \left( \prod_{i=0}^{n-1} q^i \right) \left( \prod_{i=0}^{n-1} \frac{q^{k-i} - 1}{q - 1} \right) \\ &= \frac{1}{n!} q^{\frac{n(n-1)}{2}} \prod_{i=0}^{n-1} \begin{bmatrix} k - i \\ 1 \end{bmatrix}_q. \end{aligned} \tag{24}$$

**Finding the number subfile cliques  $F (= |\mathbb{Y}|)$ :**

Proof is similar to that of  $K$  (replace  $n$  with  $m$ ).

**Finding the size of user clique  $D (= |\mathcal{C}_X|)$ :**

Consider an arbitrary  $X = \{T_1, T_2, \dots, T_n\} \in \mathbb{X}$ . We have  $\sum_{i=1}^n T_i = R$ , for some  $R \in \mathbb{R}$ . We know that  $\dim(R) = n$ . Now, finding  $|\mathcal{C}_X|$  is equivalent to counting the number of distinct sets  $Y = \{T'_1, T'_2, \dots, T'_m\} \in \mathbb{Y}$  such that  $X \cup Y \in \mathbb{Z}$ , that is  $\dim\left(\sum_{i=1}^n T_i + \sum_{i=1}^m T'_i\right) = n + m$ . By Lemma 10 we have,

$$\begin{aligned}
|\mathcal{C}_X| &= \frac{1}{m!} \prod_{i=0}^{m-1} (\theta(k) - \theta(n+i)) \\
&= \frac{1}{m!} \prod_{i=0}^{m-1} \frac{q^k - q^{n+i}}{q-1} \\
&= \frac{1}{m!} \left( \prod_{i=0}^{m-1} q^{n+i} \right) \left( \prod_{i=0}^{m-1} \frac{q^{k-n-i} - 1}{q-1} \right) \\
&= \frac{q^{nm}}{m!} q^{\frac{m(m-1)}{2}} \prod_{i=0}^{m-1} \begin{bmatrix} k-n-i \\ 1 \end{bmatrix}_q.
\end{aligned}$$

**Finding the size of subfile clique  $c(=|\mathcal{C}_Y|)$ :**

Proof is similar to that of  $|\mathcal{C}_X|$  (interchange  $m$  and  $n$ ).  
This completes the proof.

APPENDIX D  
ASYMPTOTIC ANALYSIS OF SCHEME B (THEOREM 5)

In this appendix, we analyse the asymptotic behaviour of  $F, R$  for our coded caching scheme presented in Theorem 5 (Scheme B) as  $\frac{M}{N}$  is upper bounded by a constant and  $K \rightarrow \infty$ . We show that  $F = q^{O((\log_q K)^2)}$ , while  $R = \Theta\left(\frac{K}{(\log_q K)^n}\right)$ . Throughout our analysis we assume  $q$  is a constant and some prime power, and  $n$  is some constant. We now upper bound  $\frac{M}{N}$  by a constant. We have by Theorem 5,

$$\begin{aligned}
1 - \frac{M}{N} &= q^{nm} \prod_{i=0}^{n-1} \frac{\begin{bmatrix} k-m-i \\ 1 \end{bmatrix}_q}{\begin{bmatrix} k-i \\ 1 \end{bmatrix}_q} = q^{nm} \prod_{i=0}^{n-1} \frac{q^{k-m-i} - 1}{q^{k-i} - 1} \\
&= \prod_{i=0}^{n-1} \frac{q^{k-i} - q^m}{q^{k-i} - 1} \geq \prod_{i=0}^{n-1} \frac{q^{k-i} - q^m}{q^{k-i}} \\
1 - \frac{M}{N} &\geq \prod_{i=0}^{n-1} \left(1 - \frac{q^i}{q^{k-m}}\right).
\end{aligned}$$

Let  $\alpha = k - m$ . ( $\alpha \geq n$ , since  $k \geq n + m$ )

$$\begin{aligned}
1 - \frac{M}{N} &\geq \prod_{i=0}^{n-1} \left(1 - \frac{q^i}{q^\alpha}\right) \geq \prod_{i=0}^{n-1} \left(1 - \frac{q^{n-1}}{q^\alpha}\right) \\
&\geq \left(1 - \frac{1}{q^{\alpha-n+1}}\right)^n \geq 1 - \frac{n}{q^{\alpha-n+1}}.
\end{aligned} \tag{25}$$

Therefore upper bound on  $\frac{M}{N}$  is given as  $\frac{M}{N} \leq \frac{n}{q^{\alpha-n+1}}$ , where  $\alpha = k - m$  and  $n$  are constants.

We have  $K = \frac{1}{n!} q^{\frac{n(n-1)}{2}} \prod_{i=0}^{n-1} \begin{bmatrix} k-i \\ 1 \end{bmatrix}_q$ . We analyse our scheme as  $k$  grows large (thus  $K$  grows large). By Lemma 4 we have,

$$\begin{aligned}
\frac{1}{n!} q^{\frac{n(n-1)}{2}} \prod_{i=0}^{n-1} q^{k-i-1} &\leq K \leq \frac{1}{n!} q^{\frac{n(n-1)}{2}} \prod_{i=0}^{n-1} q^{k-i} \\
\frac{\prod_{i=0}^{n-1} q^i}{n!} q^{(k-1)n} \prod_{i=0}^{n-1} q^{-i} &\leq K \leq \frac{\prod_{i=0}^{n-1} q^i}{n!} q^{kn} \prod_{i=0}^{n-1} q^{-i} \\
\frac{1}{n!} q^{(k-1)n} &\leq K \leq \frac{1}{n!} q^{kn} \\
(k-1)n &\leq \log_q(n!K) \leq kn.
\end{aligned} \tag{26}$$

Hence we have,

$$\frac{1}{n} \log_q (n!K) \leq k \leq \frac{1}{n} \log_q (n!K) + 1. \quad (27)$$

### Asymptotics of $R$ :

We now get the asymptotics for the rate. We have,  $R = \frac{K(1 - \frac{M}{N})}{\gamma}$ . From Theorem 5, we have  $\gamma = \binom{n+m}{n}$ . Since  $\alpha = k - m$  we can write,  $\gamma = \binom{k - \alpha + n}{n}$ . We have the following well known bounds on binomial coefficient ( $e$  being the base of the natural logarithm),

$$\left(\frac{a}{b}\right)^b \leq \binom{a}{b} \leq e^b \left(\frac{a}{b}\right)^b.$$

By using this result, the bounds on  $\gamma$  can be written as,

$$\left(\frac{k - \alpha + n}{n}\right)^n \leq \gamma \leq \left(\frac{e(k - \alpha + n)}{n}\right)^n.$$

By using (27) the lower bound on  $\gamma$  can be written as,

$$\left(\frac{\frac{1}{n} \log_q (n!K) - \alpha + n}{n}\right)^n \leq \gamma,$$

and the upper bound on  $\gamma$  can be written as,

$$\gamma \leq \left(\frac{e\left(\frac{1}{n} \log_q (n!K) - \alpha + n + 1\right)}{n}\right)^n.$$

After some simple manipulations we get  $\gamma = \Theta((\log_q n!K)^n) = \Theta((\log_q K)^n)$ . (since  $n$  is a constant). Therefore we get  $R = \Theta\left(\frac{K}{(\log_q K)^n}\right)$ .

### Asymptotics of $F$ :

We now obtain the asymptotics for subpacketization  $F$ . By using  $K, F$  expressions in Theorem 5 we get,

$$\frac{F}{K} = \frac{n!}{m!} \frac{q^{\frac{m(m-1)}{2}}}{q^{\frac{n(n-1)}{2}}} \frac{\prod_{i=0}^{m-1} \begin{bmatrix} k-i \\ 1 \end{bmatrix}_q}{\prod_{i=0}^{n-1} \begin{bmatrix} k-i \\ 1 \end{bmatrix}_q}.$$

By Lemma 4 we have,

$$\begin{aligned} \frac{F}{K} &\leq \frac{n!}{m!} \frac{q^{\frac{m(m-1)}{2}}}{q^{\frac{n(n-1)}{2}}} \frac{\prod_{i=0}^{m-1} q^{k-i}}{\prod_{i=0}^{n-1} q^{k-i-1}} \\ &= \frac{n!}{m!} \frac{q^{\frac{m(m-1)}{2}}}{q^{\frac{n(n-1)}{2}}} \frac{\prod_{i=0}^m q^{-i}}{\prod_{i=0}^n q^{-i}} \frac{q^{km}}{q^{(k-1)n}} \\ F &\leq \frac{n!}{m!} K q^{km - kn + n}. \end{aligned}$$

By using  $m = k - \alpha$  we get,

$$F \leq \frac{q^{\log_q (n!K)}}{(k - \alpha)!} q^{(k^2 + (\alpha + n)(-k) + n)}.$$



By (27) we have ,

$$\begin{aligned}
& k^2 + (\alpha + n)(-k) + n \\
& \leq \left(\frac{1}{n} \log_q(n!K) + 1\right)^2 + (\alpha + n) \left(\frac{-1}{n} \log_q(n!K)\right) + n \\
& = \left(\frac{1}{n} \log_q(n!K)\right)^2 + \left(\frac{2 - \alpha - n}{n} \log_q(n!K)\right) + n + 1.
\end{aligned}$$

By lower bound of (27) we have ,

$$\frac{1}{(k - \alpha)!} \leq \frac{1}{\lfloor \frac{1}{n} \log_q(n!K) - \alpha \rfloor!}.$$

By using these bounds we get,

$$F \leq \frac{q^{\left(\frac{1}{n} \log_q(n!K)\right)^2 + \left(\frac{2-\alpha}{n} \log_q(n!K)\right) + n + 1}}{\lfloor \frac{1}{n} \log_q(n!K) - \alpha \rfloor!}.$$

Using Stirling's approximation for  $x!$  as  $\sqrt{2\pi x} \left(\frac{x}{e}\right)^x$  for large  $x$ , and after some simple manipulations we see that  $F = q^{O((\log_q(n!K))^2)} = q^{O((\log_q K)^2)}$  (Since  $n$  is a constant).

## APPENDIX E PROOF OF LEMMA 14

### **Finding the number of user cliques $K (= |\mathbb{X}|)$ :**

Let  $\mathbb{T} \triangleq PG_q(k-1, 0)$  (set of all 1-dim subspaces). Finding  $K$  means finding the number of distinct sets  $\{L_1, L_2, \dots, L_n\}$  such that  $L_i \in \mathbb{L}, \forall i \in [n]$  and  $\sum_{i=1}^n L_i \in \mathbb{R}$ . Now to find  $K$ , we prove the following smaller claims.

Claim 1: The number (say  $x_1$ ) of distinct  $nl$  sized sets  $\{T_1, T_2, \dots, T_{nl}\}$  such that  $T_i \in \mathbb{T}, \forall i \in [nl]$  and  $\sum_{i=1}^{nl} T_i \in \mathbb{R}$  is

$$x_1 = \frac{1}{(nl)!} \prod_{i=0}^{nl-1} (\theta(k) - \theta(i)).$$

*Proof of Claim 1:* By invoking Lemma 10 with  $a = 0$  and  $b = nl$  we see the result.

Claim 2: Consider a set  $\mathcal{T} = \{T_1, T_2, \dots, T_{nl}\}$  such that  $T_i \in \mathbb{T}, \forall i \in [nl]$  and  $\sum_{i=1}^{nl} T_i \in \mathbb{R}$ . The number (say  $x_2$ ) of distinct

$$X \in \mathbb{X} \text{ generated from } \mathcal{T} \text{ is } x_2 = \frac{1}{n!} \prod_{i=0}^{n-1} \binom{n-i}{l}.$$

*Proof of Claim 2:* It is clear that  $\mathcal{T}$  contains  $nl$  number of linearly independent 1-dim subspaces. So the addition of any  $l$  subspaces from  $\mathcal{T}$  will generate a unique  $l$ -dim subspace. Hence finding  $x_2$  is equivalent to counting the number of distinct  $n$ -sized sets of  $l$ -sized sets that can be formed from  $\mathcal{T}$ . It is clear that each such  $n$ -sized set will generate a unique  $X$ . From basic combinatorics the expression for  $x_2$  can be inferred.

Therefore total number of  $X \in \mathbb{X}$  which can be generated from  $\mathbb{F}_q^k$  is  $x_1 x_2$ . But there are some repetitions in  $x_1 x_2$ . We identify them in the following claim.

Claim 3: Consider an arbitrary  $X = \{L_1, L_2, \dots, L_n\} \in \mathbb{X}$ . The number (say  $x_3$ ) of distinct  $\{T_1, T_2, \dots, T_{nl}\}$  (such that  $T_i \in \mathbb{T}, \forall i \in [nl]$  and  $\sum_{i=1}^{nl} T_i \in \mathbb{R}$ ) which generate  $X$  is  $x_3 = \left(\frac{1}{(l!)^n} \prod_{i=0}^{l-1} (\theta(l) - \theta(i))\right)^n$ .

*Proof of Claim 3:* Consider an arbitrary  $L_j \in X$ . By Lemma 10, the number of distinct sets  $\{T'_1, T'_2, \dots, T'_l\}$  ( $\forall T'_i \in \mathbb{T}, i \in [l]$ ) such that  $\sum_{i=1}^l T'_i = L_j$  is (substitute  $a = 0, b = l, k = l$  in Lemma 10)  $\frac{1}{(l!)} \prod_{i=0}^{l-1} (\theta(l) - \theta(i))$ . There are  $n$  such  $L_i$ 's in  $X$  (all

are linearly independent subspaces). Therefore  $x_3 = \left(\frac{1}{(l!)^n} \prod_{i=0}^{l-1} (\theta(l) - \theta(i))\right)^n$ . Hence  $K = \frac{x_1 x_2}{x_3}$ . Now by using  $\theta(k) = \frac{q^k - 1}{q - 1}$  and by doing some simple manipulations we see the expression of  $K$  as per lemma statement. The proofs of  $F, D$  and  $c$  follows similarly.

## REFERENCES

- [1] P. Krishnan, "Coded caching via line graphs of bipartite graphs," in *2018 IEEE Information Theory Workshop (ITW)*, Nov 2018, pp. 1–5.
- [2] H. H. Suthan Chittoor, B. M., and P. Krishnan, "Coded caching via projective geometry: A new low subpacketization scheme," in *2019 IEEE International Symposium on Information Theory (ISIT)*, July 2019, pp. 682–686.
- [3] H. H. Suthan Chittoor and P. Krishnan, "Projective geometry based coded caching schemes with subexponential and linear subpacketizations," in *2019 19th International Symposium on Communications and Information Technologies (ISCIT)*, Sep. 2019, pp. 537–542.
- [4] H. H. S. Chittoor and P. Krishnan, "Low subpacketization coded caching via projective geometry for broadcast and d2d networks," *To appear in GLOBECOM*, 2019. [Online]. Available: <https://arxiv.org/abs/1902.08041>

- [5] *Cisco Visual Networking Index: Forecast and Trends, 2017-2022*. [Online]. Available: [www.cisco.com](http://www.cisco.com)
- [6] M. A. Maddah-Ali and U. Niesen, "Fundamental limits of caching," *IEEE Transactions on Information Theory*, vol. 60, no. 5, pp. 2856–2867, May 2014.
- [7] M. A. Maddah-Ali and U. Niesen, "Decentralized coded caching attains order-optimal memory-rate tradeoff," *IEEE/ACM Transactions on Networking*, vol. 23, no. 4, pp. 1029–1040, Aug 2015.
- [8] J. Zhang, X. Lin, and X. Wang, "Coded caching under arbitrary popularity distributions," in *2015 Information Theory and Applications Workshop (ITA)*, Feb 2015, pp. 98–107.
- [9] R. Pedarsani, M. A. Maddah-Ali, and U. Niesen, "Online coded caching," *IEEE/ACM Transactions on Networking*, vol. 24, no. 2, pp. 836–845, April 2016.
- [10] N. Karamchandani, U. Niesen, M. A. Maddah-Ali, and S. N. Diggavi, "Hierarchical coded caching," *IEEE Transactions on Information Theory*, vol. 62, no. 6, pp. 3212–3229, June 2016.
- [11] K. Wan, D. Tuninetti, and P. Piantanida, "On the optimality of uncoded cache placement," in *2016 IEEE Information Theory Workshop (ITW)*, Sep. 2016, pp. 161–165.
- [12] K. Shanmugam, M. Ji, A. M. Tulino, J. Llorca, and A. G. Dimakis, "Finite-length analysis of caching-aided coded multicasting," *IEEE Transactions on Information Theory*, vol. 62, no. 10, pp. 5524–5537, Oct 2016.
- [13] Q. Yan, M. Cheng, X. Tang, and Q. Chen, "On the placement delivery array design for centralized coded caching scheme," *IEEE Transactions on Information Theory*, vol. 63, no. 9, pp. 5821–5833, Sep. 2017.
- [14] C. Shangquan, Y. Zhang, and G. Ge, "Centralized coded caching schemes: A hypergraph theoretical approach," *IEEE Transactions on Information Theory*, vol. 64, no. 8, pp. 5755–5766, Aug 2018.
- [15] Q. Yan, X. Tang, Q. Chen, and M. Cheng, "Placement delivery array design through strong edge coloring of bipartite graphs," *IEEE Communications Letters*, vol. 22, no. 2, pp. 236–239, Feb 2018.
- [16] L. Tang and A. Ramamoorthy, "Coded caching schemes with reduced subpacketization from linear block codes," *IEEE Transactions on Information Theory*, vol. 64, no. 4, pp. 3099–3120, April 2018.
- [17] K. Shanmugam, A. M. Tulino, and A. G. Dimakis, "Coded caching with linear subpacketization is possible using ruzsa-szemerédi graphs," in *2017 IEEE International Symposium on Information Theory (ISIT)*, June 2017, pp. 1237–1241.
- [18] M. Cheng, Q. Yan, X. Tang, and J. Jiang, "Coded caching schemes with low rate and subpacketizations," *arXiv preprint arXiv:1703.01548*, 2017.
- [19] M. Cheng, J. Jiang, Q. Yan, and X. Tang, "Coded caching schemes for flexible memory sizes," *CoRR*, vol. abs/1708.06650, 2017. [Online]. Available: <http://arxiv.org/abs/1708.06650>
- [20] S. A. Saberalli, L. Lampe, and I. F. Blake, "Decentralized coded caching without file splitting," *IEEE Transactions on Wireless Communications*, vol. 18, no. 2, pp. 1289–1303, Feb 2019.
- [21] M. Cheng, J. Li, X. Tang, and R. Wei, "Linear coded caching scheme for centralized networks," *CoRR*, vol. abs/1810.06017, 2018. [Online]. Available: <http://arxiv.org/abs/1810.06017>
- [22] J. Michel and Q. Wang, "Placement delivery arrays from combinations of strong edge colorings," *ArXiv*, vol. abs/1907.03177, 2019.
- [23] W. Song, K. Cai, and L. Shi, "Some new constructions of coded caching schemes with low rate and reduced subpacketization," *ArXiv*, vol. abs/1908.06570, 2019.
- [24] M. Cheng, J. Wang, and X. Zhong, "A unified framework for constructing centralized coded caching schemes," *ArXiv*, vol. abs/1908.05865, 2019.
- [25] S. Agrawal, K. V. Sushena Sree, and P. Krishnan, "Coded caching based on combinatorial designs," in *2019 IEEE International Symposium on Information Theory (ISIT)*, July 2019, pp. 1227–1231.
- [26] M. Ji, G. Caire, and A. F. Molisch, "Fundamental limits of caching in wireless d2d networks," *IEEE Transactions on Information Theory*, vol. 62, no. 2, pp. 849–869, Feb 2016.
- [27] S. Li, M. A. Maddah-Ali, Q. Yu, and A. S. Avestimehr, "A fundamental tradeoff between computation and communication in distributed computing," *IEEE Transactions on Information Theory*, vol. 64, no. 1, pp. 109–128, Jan 2018.
- [28] N. Naderializadeh, M. A. Maddah-Ali, and A. S. Avestimehr, "Fundamental limits of cache-aided interference management," *IEEE Transactions on Information Theory*, vol. 63, no. 5, pp. 3092–3107, May 2017.
- [29] K. Wan, D. Tuninetti, and P. Piantanida, "On caching with more users than files," in *2016 IEEE International Symposium on Information Theory (ISIT)*, July 2016, pp. 135–139.
- [30] Z. Bar-Yossef, Y. Birk, T. S. Jayram, and T. Kol, "Index coding with side information," *IEEE Transactions on Information Theory*, vol. 57, no. 3, pp. 1479–1494, March 2011.
- [31] Q. Yu, M. A. Maddah-Ali, and A. S. Avestimehr, "The exact rate-memory tradeoff for caching with uncoded prefetching," *IEEE Transactions on Information Theory*, vol. 64, no. 2, pp. 1281–1296, Feb 2018.
- [32] L. Tang and A. Ramamoorthy, "Coded caching for networks with the resolvability property," in *2016 IEEE International Symposium on Information Theory (ISIT)*, July 2016, pp. 420–424.
- [33] J. Hirschfeld, *Projective Geometries Over Finite Fields*. Oxford Mathematical Monographs. Oxford University Press New York, 1998.
- [34] L. Takacs, "Some asymptotic formulas for lattice paths," *Journal of Statistical Planning and Inference*, vol. 14, pp. 123–142, 05 1986.
- [35] Q. Yan, X. Tang, and Q. Chen, "Placement delivery array and its applications," in *2018 IEEE Information Theory Workshop (ITW)*, Nov 2018, pp. 1–5.
- [36] J. Wang, M. Cheng, Q. Yan, and X. Tang, "Placement delivery array design for coded caching scheme in d2d networks," *IEEE Transactions on Communications*, vol. 67, no. 5, pp. 3388–3395, May 2019.
- [37] J. Dean and S. Ghemawat, "Mapreduce: Simplified data processing on large clusters," in *OSDI'04: Sixth Symposium on Operating System Design and Implementation*, San Francisco, CA, 2004, pp. 137–150.
- [38] E. Lampiris and P. Elia, "Adding transmitters dramatically boosts coded-caching gains for finite file sizes," *IEEE Journal on Selected Areas in Communications*, vol. 36, no. 6, pp. 1176–1188, June 2018.
- [39] M. J. Salehi, A. Tölli, S. P. Shariatpanahi, and J. Kaleva, "Subpacketization-rate trade-off in multi-antenna coded caching," *CoRR*, vol. abs/1905.04349, 2019. [Online]. Available: <http://arxiv.org/abs/1905.04349>
- [40] M. J. Salehi, A. Tölli, and S. P. Shariatpanahi, "A multi-antenna coded caching scheme with linear subpacketization," 2019. [Online]. Available: <https://arxiv.org/abs/1910.10384>
- [41] A. Goel, M. Kapralov, and S. Khanna, "Perfect matchings in  $o(n \log n)$  time in regular bipartite graphs," in *Proceedings of the Forty-second ACM Symposium on Theory of Computing*, ser. STOC '10. New York, NY, USA: ACM, 2010, pp. 39–46.