

# Talent, Luck, Context and Perspective on Success: a disaggregating simulation using Risk

Bernardo Alves Furtado<sup>1,2</sup>

<sup>1</sup> Institute for Applied Economic Research (Ipea), Brazil  
`bernardo.furtado at ipea.gov.br`,

<sup>2</sup> National Council of Research (CNPq), Brazil

**Abstract.** We propose a controlled simulation within a competitive sum-zero environment as a *proxy* for disaggregating components of success. Given a simulation of the Risk board game, we consider (a) talent to be one of three rule-based strategies; (b) context as the setting of each run with opponents' strategies, goals and luck; and (c) perspective as the objective of each player. Success is attained when a first player conquers its goal. We simulate 100,000 runs of an agent-based model and analyze the results. The simulation results strongly suggest that luck, talent and context are all relevant to determine success. Perspective – as the description of the goal that defines success – is not. As such, we present a quantitative, reproducible environment in which we are able to significantly separate the concepts, reproducing previous results and adding arguments for context and perspective. Finally, we also find that resilience and opportunity might be examined within the simulation provided.

**Keywords:** Luck, Talent, Agent-based models, Competition, Game simulation

## 1 Introduction

Western culture has come to believe that success is mostly a consequence of talent and skills, basically derived from meritocratic efforts. Although personal characteristics may play a role, the relevance of luck, context and perspective have been more difficult to assert. We suggest that one of the reasons why non-personal aspects and exterior influence have not been accounted for is the complexity of separating the effects of each one of the components of success.

Pluchino et al. [9] make a comprehensive review on talent and luck. They apply a simple <sup>3</sup> agent-based model (ABM) to test the assumption that success is a talented-weighted multiplicative result. As such, talented people happen to be more successful, but just marginally so, with non-talented people also reaching stardom quite often.

<sup>3</sup> In their own words: "...building on a minimal number of assumptions, i.e., a Gaussian distribution of talent and a multiplicative dynamics for both successes and failures, we present a simple model...[9, p.1850014-4]"

We propose to extend the model to examine other influences on success, besides luck and talent. Namely, we suggest to incorporate **context** – the environment in which success evolves – and **perspective** which qualifies what success is. We simulate 100,000 runs of a version of the Risk board game in which we account for luck, talent and perspective, given different contexts.

Risk is a competitive sum-zero game in which players wage war to conquer opponents’ countries towards specific goals. Goals are designed so that its completion demands conquering at least eleven new countries or entirely destroying an opponent. Every player starts with seven countries. Players take turns deploying a ruled-based number of armies, attacking (and defending) and rearranging troops.

Different **context** for each run promotes the environment in which the mixture of each component talent, luck and perspective contributes to success. **Talent** is the ability that each one of the individual strategies has to lead to a successful winner. As the results will demonstrate, there is a clear performance distinction among the strategies.

**Luck** derives from rolling dice in the form of a `numpy python` pseudo-random generator. Luckily, however, given the fact that we are running a simulation, we are able to record each time a die is rolled, and record the results considering the opponent’s die. For example, getting a two when the defender gets a one may be just lucky enough. However, having a six when the defender also draws a six is bad luck, as rules determine that ties always favor the defender.

**Perspective** is defined as the goal that each player has to achieve. Once more the analysis of the simulation will show that there are easier and more difficult objectives in the game. That indicates that a given effort, or luck in a given run may be sufficient to determine a winner under a given goal, but insufficient on another one.

Finally, **context** considers that each game run may vary in difficulty as the other five players have ever-changing luck, strategies and goals. Further, because Risk is a competitive, single-winner game, success only comes when the other players are unable to achieve their goals within a shorter number of runs.

Pluchino et al. [9] show that luck and randomness have proven to be decisive to determine success in many areas, such as scientists citation [11], innovative ideas [7], music [12] and finance [10]; or failure, such as a disease interrupting trajectories [13]. Others [8] defend the view that luck is relevant on some occasions, but not all and that even believing in luck might alter you behavior.

Chamorro-Premuzic [4] conducted a survey to explore how much luck is relevant. He argues that luck is relevant, but talent and effort also play significant roles. That is in line with the findings of [5], who conceptualized effort as grit.

Simulation of board game Risk has been present in the literature before with emphasis on the learning environment [14] and as a field in which Artificial Intelligence (AI) players could be tested and enhanced [2]. The game has also been used as a means of testing Monte Carlo Tree Search methods [3] and collaborative systems [1]. However, to the best of our knowledge there has not been a

study to focus on the concept of luck and randomness applied to Risk, except to that of winning the game itself [6].

The contribution of this paper is to design and control a competitive, complex simulation with accountable doses of luck and, thus, be able to distinctly separate the influence of each component of success attainment. Further, we help conceptualize talent as a strategy, context as a simulation environment and perspective as a goal and apply those on a rule-based, reproducible, data-rich environment.

We confirm previous literature towards the relevance of luck and randomness on success. However, we point further to the changing power of talent and context to achieve success.

Besides this introduction, we present a description of the simulation, the rules, the strategies and the goals. Then we elaborate some hypothesis on the probabilities of the results, present them and discuss the results relative to the conceptualization made. We sum up with final remarks.

## 2 Methods

The procedures of the game follow a general version of the board game Risk, without distributing cards at the end of each turn. Basically, there are always six autonomous players that dispute 42 countries available in the world. Countries have a fixed set of neighbors and are organized within six continents. Although the simulation reasonably replicates the unfolding of a typical game with human players, the sole objective of the simulation is the capacity to significantly separate the characteristics of talent, context and perspective from luck.

Before the first turn, the 42 countries are randomly assigned to each player so that each one has 7 countries before the game starts. Players also choose a random goal and strategy. Players then deploy their allotted amount of armies at once, and each, in turn, attacks. Whenever a country owner is attacked, he or she defends itself. After the first turn, army deployment happens before each players turn. Whenever there is a winner, the game is over.

### 2.1 Procedures, rules, and a few details

We implemented the simulation in `python`. You can find the code repository at [GitHub.com/BAFurtado/Talent\\_vs\\_Luck](https://github.com/BAFurtado/Talent_vs_Luck). We set countries as a `class` of their own listing their current owner, list of neighbors and continent affiliation. World is also set up as a `class` that controls the unfolding of the game. As such, it contains, players, countries, current turn, whether there is a winner, as well as the network structure of the countries.

The other relevant `class` is that of players. Most needed methods, such as `add` and `remove` countries, calculate army size, deploy them according to their strategies, keeping a record of owned countries and their armies.

At each turn, players need to define their priorities, allocate armies accordingly, decide where to attack and for how long. When they are done attacking,

they need to decide whether and how to rearrange possible remaining armies before letting the next player go.

*Battle.* A battle to take over a country is defined on luck – rolling dice. Attackers can only attack when they have more than a single army in any given country. Attacks happen exclusively on neighboring countries. The size of the army exceeding one is the number of dice the attacker rolls, always with an upper bound of three. Defenders use the number of dice equivalent to the number of armies in their country, also limited to three. Applying these rules mean that the number of dice rolling can be different for attackers and defenders.

Dice on both sides – attacking and defending – are sorted and compared in pairs. Ties favor the defender. Losses are the result of each pair comparison. Thus, the highest value of the attack is compared to the highest value in the defense. Each loss, resulting from each pair comparison, reflects in one army withdrawn from the board.

Note that armies are withdrawn only on pair comparisons. Thus, if the attacker has 4 armies and the defender has 3 armies, the attacker will play three against three. In this case, the sum of losses has to be three divided among the attacker and defender depending on who wins each sorted pair of comparison. However, when the attacker attacks with three and the defender defends with one and wins, for example, only one pair was compared and then just one army is subtracted from the attacker.

Every pair on every attack is recorded for both players with +1 for the winner and -1 for the loser.

Once an attack decision has been made, battles go on as long as the attacker has a number of armies above one or the defender has at least one army standing. If successful the attacker, he or she occupies the newly conquered country with up to three armies.

Each player at the beginning of each turn (except for turn 0) acquires a rule-based number of armies that can be allocated in any of the player’s countries. Armies are equal to the floor division by 2, or the scalar 3, whichever is larger.

Additionally, players who owns all countries for a given continent acquires armies to deploy within that continent, following the proportion: 7 armies for Asia, 5 armies for North America and Europe, 3 for Africa and 2 for South America and Australia.

## 2.2 Strategies and goals

*Priorities.* The rationale that pushes forward each autonomous player reflects what human players usually do: seek continent completion, whatever their goal, so that the surplus of armies can propel them towards the objective. Typically, becoming a strong player is the only pathway towards achieving a goal.

In the simulation, priority refers to a tuple of owned country-country to attack that are neighbors. Each player at each turn first calculates the proportion of each continent they own. Then, they will seek to conquer the continents starting at the one where they own the highest proportion.

There are three alternative strategies randomly drawn to each player at each game start. They differ only on two moments. The first on deciding how many armies to allocate on priority countries and the second on rearranging armies at the end of each turn.

*Strategies.* **Sensible:** is a strategy in which – at allocating armies – a maximum of three armies are allocated at each priority country. Further, armies are not rearranged, they simply remain at their location at the end of the turn when there are no more neighbors to attack.

**Minimalist:** is a strategy in which a single victory is aimed at on each turn. Once a new country is conquered, the player will stop. Also, when rearranging armies around countries, minimalist strategy will opt for overall protection maintaining a minimum of two armies at each country.

**Blitz:** is a strategy in which the player will concentrate its armies on the first priority country. Also, when rearranging, blitz will gather all armies above one and distribute them on the priorities, enforcing protection on hubs.

*Goals.* The goals work as an individual check on deciding when there is a winner. At every end of turn, players check whether the goal has been achieved or not. There are four different goals, drawn randomly in the beginning of the game.

**Territory24** is a flexible goal in which possession of any 24 countries is sufficient to make a winner and – in the context of the simulation – determine success.

**Territory18** determines that the player needs to have possession of any 18 different countries with a further restriction of having at least 2 armies in each one of them.

**Continent** establishes the possession of all countries in four different combinations of continents which are drawn at the beginning of the game. They player may have to conquer all countries in Asia and South America or Asia and Africa or North America and Africa or North America, Asia and Australia.

**Destroy** is to eliminate one of the other opponents so that the enemy's countries are zero. Although others may weaken the opponent, if the goal holder is not the one to take the last country of the enemy, its goal automatically changes to Territory24.

*Simulation, ties and reproducibility.* The user may run the simulation for a single game or thousands of times cloning the repository (link at section 2.1). On a terminal, type `python game_on.py` to run a single game. The simulation outputs: the evolution of each turn; players leaving the game – due to having no countries left –; the name of the winner; its number of armies, strategy, goal and enemy; if any. Additionally, a *gif* animation of the evolution of the graph of countries' possessions is saved.

Most games will finish within the first tens of turns. We impose an *ad hoc* limit of 200 turns when we stop the simulation and register a **tie**. In such cases, we collect information on the player with most countries at the time.

The user can run thousands of simulations <sup>4</sup> typing `python simulation.py`. In this case, the output is a *CSV* file containing the details of the run.

The file records (i) the number of wins for each strategy-and-goal pair and whether there was a tie or not. Hence, for each triple combination the table shows: (ii) the number of countries the winner possessed, (iii) the average number of wins on each pair of dice rolling for the winner and (iv) for the average of the other players; (v) the number of pair comparisons for the winner and (vi) for the average of other players, along with additional supporting data for the second best player.

### 3 Hypothesis

In this section we build some general hypothesis of expected results that will function as a null model in the results and analysis discussion that follow.

Were the **strategies** considered to be independent and irrelevant to success, that is, if the game winner were dependent on luck alone; then we would expect an even distribution of winning strategies. Thus, each strategy would have an estimated probability of success of  $1/3$ .

The probabilities for the goals are trickier. First, a player cannot have a goal of destroying itself. Thus, there is a  $1/6$  chance that a player who gets 'Destroy' gets himself or herself as an enemy. In such cases, the goal is reassigned equally either to 'Territory24' or 'Territory18'. Thus, we deduce  $1/24$  from 'Destroy' and add  $1/48$  to both 'Territory'.

Second, the list of possible 'Continent' assignment contains only four combinations of continents. Thus, on the odd case that the  $5^{th}$  or  $6^{th}$  game goal pick is 'Continent', repeating at least the four previous picks as 'Continent', there are no more available combinations available. When that happens, the goal is also randomly reassigned to either 'Territory18' or 'Territory24'. Therefore, we deduce  $1/1024$  for each chance that there are no more continents to pick, and add  $1/1024$  to each of the 'Territory' goals.

Third, dynamically along the game, most of the players with the goal 'Destroy' may still become a 'Territory24' for the case that they are not the ones to conquer the last country of their enemy. That is, when another player destroy the player's enemy, his or her goal is automatically changed. That further favors the goal 'Territory24'. For this case, we assumed that, on average, two out of the other four players will get to destroy your enemy before you, further deducing  $1/40$  from the 'Destroy' goal, and adding it to 'Territory24'.

Starting from equal shares of  $1/4$  goals, and adding and deducing the amounts above, we get a rough estimated probability that each goal amounts to the following percentage of the total runs: 'Territory24': 0.297, 'Territory18': 0.272, 'Continent': 0.248, 'Destroy': 0.183. Even though this is a rough estimate, by construction, we depart from an unequal distribution of goals among players.

Further, goals cannot be considered analytically of the same difficulty, nor independent. First, if we consider difficulty to be the number of countries to

---

<sup>4</sup> Default is 10,000 times, but 100,000 will take less than two hours to run.

conquer, than 'Continent' can have lists of sizes: 15, 16, 18 and 25. That is, 'Continent' alone can vary among these numbers with an average of 18.5 countries.

Moreover, there is first the issue of 'localized' countries against 'any' country – how to balance this difference in difficulty? Then, there is the point of accounting for providing one extra army on each country such as the goal of 'Territory18'. A third question would be how to quantify the fact that others may help you along the way, conquering your enemy's countries, however, simultaneously hindering you from winning when you are not the player to conquer the last standing country?

The issue of trying to differentiate goals' difficulties contributes to our concept of 'context'. Success is given by circumstances and may be easier or harder to accomplish. This point also resonates with the idea of what is the conceptualization of success in the first place.

In this section we were able only to roughly estimate a probability of distribution of assigned goals and confirm their heterogeneity in difficulty. In the next section we will get the number of goals at the end of the game numerically for the 100,000 runs.

## 4 Results

Results refer to a simulation with 100,000 games played.<sup>5</sup> Strategies are clearly relevant to winning success with results departing strongly from a hypothetical equal distribution of 1/3.

'Blitz' dominates the results with 52,563 wins overall (see table 1).<sup>6</sup> 'Sensible' comes next with 25,346 and 'Minimalist' is the least competitive with only 22,091 wins, which is nearly 11 percentage points below expected.

Out of 100,000 runs only 9,973 did not end before the 200<sup>th</sup> turn and were considered 'Ties' (see figure 3). Nearly 2/3 of them, 5,911, were achieved with the 'Minimalist' strategy for the player with most countries at the end. This suggests that there may be a strategy best suited for winning ('Blitz') and one for defending ('Minimalist').

Indeed, 'Blitz' seem to be much more aggressive than the other two strategies with a mean number 33.63 countries in the end of the game, compared to a much smaller 21.46 for 'Minimalist', and a 26.26 for 'Sensible'.

Further, 'Blitz' seem incompatible with goal 'Territory18' being able to win only with total dominance – an average of 42 countries (see figure 2 (d)), which is the total number of countries in the game. Only after having conquered everything, the player can build up its defense and have two or more armies in each one of 18 countries.

<sup>5</sup> We actually ran 100,000 runs twice. Results were strikingly similar, although not identical. Results presented here come from running `simulation.py` with the option of generating new data to `False`.

<sup>6</sup> The full table with all used columns and the 100,000 runs is available in the GitHub repository on directory Results.

Moreover, The average number of players (see figure 2 (c)) when the winner is 'Blitz' is 2.77, against 3.63 and 3.61 when the winner is 'Minimalist' or 'Sensible'.

Relative to the results obtained for goals, 'Territory24' was the winner goal in 30,846 runs, which is very close to the estimated number of 0.2968% of expected players holding such goal.<sup>7</sup> 'Territory18', 'Destroy' and 'Continent' also perform close to their expected null results with respectively 26,716, 19,353 and 23,085 wins.

Nevertheless, luck is determinant for the winner. The average dice for winners over all the runs is 0.073. This compares with an average of all the other players' average of -0.063. The runner-up – that player that comes in second – gets a nearly neutral result at -0.003.

Although luck is fundamental across strategies, they may be more or less demanding (see figure 2 (a) and (b) and also figure 3). For example, whereas the winner with 'Minimalist' needs a dice average of 0.202, winning with 'Blitz' requires a value of 0.048 and with 'Sensible' only 0.015, although, for the latter, leading to a proportionally smaller number of wins (see figure 1).

Finally, there is a clear relationship between luck and strategy as the number of times that luck is tested depends on the strategy chosen. To achieve such a high dice average of 0.202, the 'Minimalist' rolls the dice on average 1,698 times. That compares to only 661 for the 'Sensible' strategy and 348 for the 'Blitz'.

Accordingly, runner-ups and the other players roll the dice just a fraction of winners: 562 for the runner-up and 279 for the average of other players, compared with 726 for the winner.

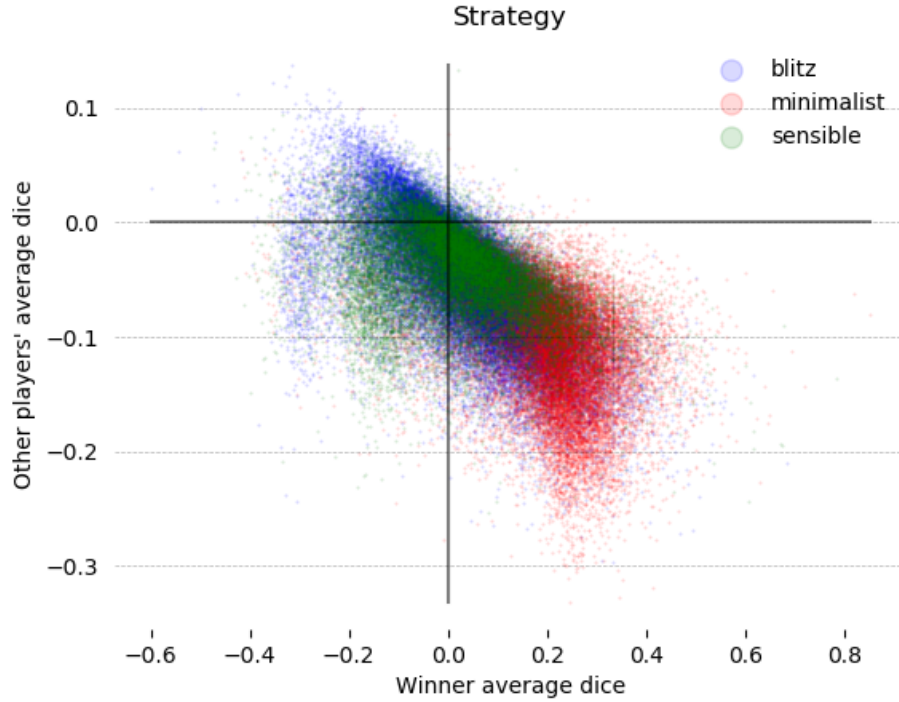
## 5 Discussion

Given the conceptualization we gave at the introduction (1) and the results presented, we make a case for the following disaggregation, observed the context of a competitive sum-zero game with the rules and procedures described.

*Perspective* – taken as the hardship and definition of attaining success – is irrelevant. Despite the difficulty to elaborate hypothesis on the distinction among the available goals and how hard they may be to accomplish, yet, they seemed to matter very little. The expected number of wins was divided among the goals closely to how they had been constructed and distributed in the first place. Moreover, the explicit difference in number of countries to conquer – between an average of 'Continent' of 18.5 to 24 from 'Territory24' seemed to be unimportant, relative to the power of the strategy. That was clearly demonstrated by the fact

---

<sup>7</sup> Actual results of goals of all players at the end of the game – after possible dynamic changes from 'Destroy' to 'Territory24' – are: 'Continent': 0.2492, 'Territory18': 0.2712, 'Territory24': 0.3165 and 'Destroy': 0.1630, which are close to estimated probabilities, with a small difference in favor of 'Territory24', deduced from 'Destroy'.



**Fig. 1.** Separation of luck, context and strategy. Clearly, different talent yields winners on distinct levels of luck, context and perspective.

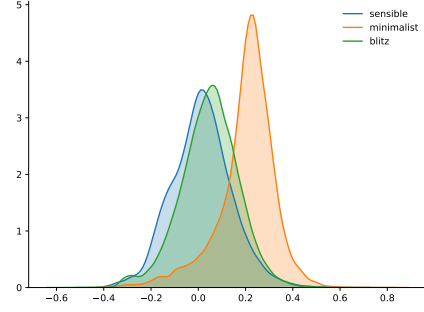
that a strong player, that is, with the talented strategy, led to wins independently of the number of countries needed for a given goal.<sup>8</sup>

*Context* – taken as the environment of which game, that is, other players' luck, goals and strategy – is relevant. Figure 1 clearly shows that luck and strategy are correlated.<sup>9</sup> That means that a strategy may be the winning one, depending on how the context evolves, the right setting. Anecdotally, suppose you know to be running on a lucky spree, 'Minimalist' may be enough. A rainy day may only bring you success when playing 'Blitz', though. Wanting to play safe? Go for 'Sensible' even though with a larger chance of not getting your fair value.

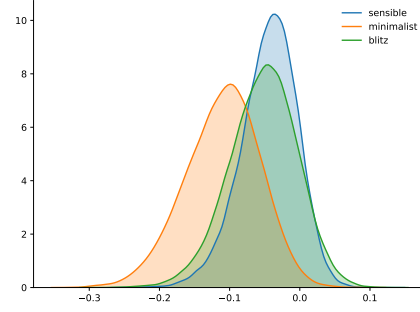
*Talent* – taken as different mind-setting or different set of choices within the rule-based alternatives – is relevant. Talent makes all the difference in the game. Which strategy the player chooses is likely to make a difference on the results.

<sup>8</sup> Were the strategies and goals totally random, we would expect any combination of strategy and goal to win 1/12 or 0.083% of the times.

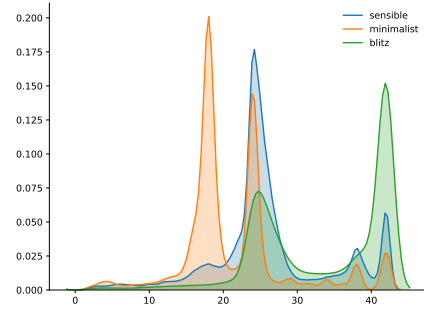
<sup>9</sup> A simple ANOVA between the strategies and winner's dice gets an F score of 15,896.529 with a p-value of 0.0.



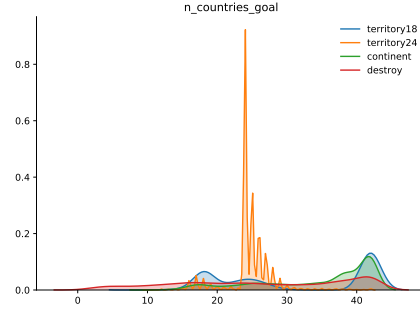
(a) Winners' average dice for each strategy



(b) Other players' average dice for each strategy



(c) Number of countries at end of simulation for each strategy



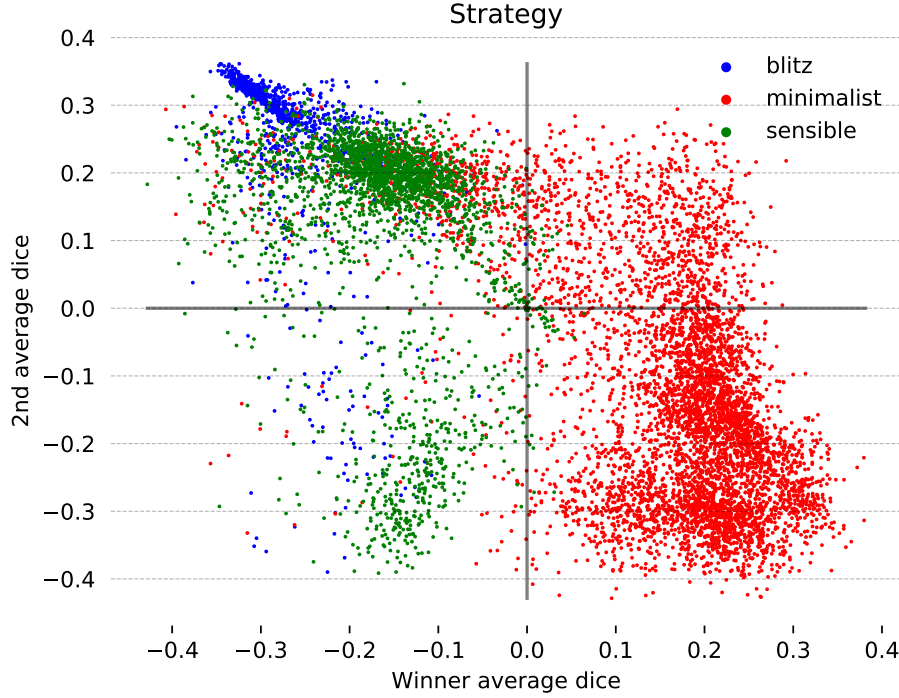
(d) Number of countries at end of simulation for each goal

**Fig. 2.** Histograms of average luck and number of countries per strategy and goal

This difference, conditional to the rules of this simulation, may be as large as 19 percentage points, for the case of 'Blitz', for example, or minus 8 p.p. for the other two available choice.

*Luck* is central! Despite the possibility of having disaggregated all the previous concepts with a reasonable differentiation, there is no doubt that luck is of the essence in this simulation. Nearly 96% of all wins have winners average dice as positive and above the value of the other players' dice values. The only exception are the 4,062 cases in which there is a tie, and the winner has much worse luck when compared to the runner-up or the other players.

In addition to the set out concepts to be investigated. Two other ones appear in the simulation as the analysis unfold. Investigating the number of rolls of each player, their success and their strategy (talent), we see that strategy determines **opportunity**. That is, in the sense that a 'Minimalist' player is much more likely to roll the dice, which correlates with higher luck values.



**Fig. 3.** Separation of luck, context and strategy for best and second-best players in games ending with a tie.

A somewhat loose narrative might just be that the strategy allows for the player to wait out as much as needed, until luck strikes. That implies that a given strategy is more correlated to **resilience** than others (see the dominance of nearly 2/3 of 'Minimalist' when considering ties).

## 6 Final remarks

We design a controlled, ruled-oriented, open and reproducible simulation based on the Risk board game in order to examine different contributions from luck, context and perspective on success. We found the results to be informative even considered the limitations of this specific design.

We argue that luck, talent and context are relevant to success, whereas perspective – or the description of success – is not. In fact, the results suggest that luck is central in the simulation. Even though luck is key, the talent the player has also seems to be determinant. More so within different contexts.

In sum, this paper contributes to current literature as a way of quantifying an explicit disaggregation of the proposed concepts. Moreover, we confirm previous

Strategies	Goals	Tie	Wins	Others.Dice	Winners.Dice	Num.Countries
Blitz	Territory24	False	15,843	-0.039	0.04	25.9
Blitz	Territory18	False	13,122	-0.065	0.065	42
Blitz	Continent	False	12,465	-0.06	0.06	38.3
Blitz	Destroy	False	10,126	-0.049	0.052	30.4
Sensible	Territory24	False	7,344	-0.042	0.043	25
Minimalist	Territory18	False	6,165	-0.092	0.221	18.2
Sensible	Territory18	False	6,123	-0.042	0.04	24.6
Sensible	Destroy	False	4,714	-0.039	0.027	24.7
Minimalist	Territory24	False	4,610	-0.115	0.237	24.1
Sensible	Continent	False	4,413	-0.049	0.029	36.1
Minimalist	Destroy	False	2,789	-0.084	0.188	19.1
Minimalist	Continent	True	2,503	-0.133	0.157	20.7
Minimalist	Continent	False	2,313	-0.123	0.231	33.6
Minimalist	Territory24	True	2,168	-0.131	0.153	17.7
Minimalist	Destroy	True	1,240	-0.134	0.155	20.1
Sensible	Continent	True	1,051	-0.055	-0.153	22.2
Sensible	Territory24	True	666	-0.058	-0.17	17.9
Sensible	Territory18	True	648	-0.056	-0.173	18.9
Sensible	Destroy	True	387	-0.054	-0.151	21.6
Blitz	Territory18	True	355	-0.037	-0.264	22.2
Blitz	Continent	True	340	-0.039	-0.262	21.9
Minimalist	Territory18	True	303	-0.116	0.09	15.3
Blitz	Territory24	True	215	-0.043	-0.269	19.7
Blitz	Destroy	True	97	-0.033	-0.269	21

**Table 1.** Disaggregated results of 100,000 runs showing distinct Strategies, Goals, whether it was a 'Tie' and the resulting number of wins, the average of the winners' and other players' dice rolling – considering +1 for every win and −1 for every loss – and the number of countries of the winner at the end of the game.

findings and extend the exercise to include context and perspective, with also some hinting into resilience and opportunity.

Finally, If one considers a financial perspective and associate the 'Blitz' strategy to an agent who is risk-taking, the 'Sensible' strategy as a risk-neutral agent and 'Minimalist' as a risk-averse agent; then we also replicate stylized-facts of finance. That is, you need to take more risks to win in the long-run.

For future work, we are considering two extensions. One is to add 'cards' to the game. Simply, they add an extra layer of luck to the game, making it more complex, closer to actual played games and one more chance to associate card playing with strategy. We may also consider using the known results of different strategies as an *a priori* construction of talent and make a distribution of strategy more likely the ones observed in reality. That is, fewer players would have higher strategy, with the majority of them having an average-quality strategy.

## 7 Acknowledgments

We acknowledge Grant [306954/2016-8] from the National Council of Research (CNPq), Brazil.

## References

1. BADEIG, F., ADAM, E., MANDIAU, R., AND GARBAY, C. Analyzing multi-agent approaches for the design of advanced interactive and collaborative systems. *Journal of Ambient Intelligence and Smart Environments* 8, 3 (Jan. 2016), 325–346.
2. BENICE SZABO, PATRICK OPGENOORTH, ALEX WILTON, AND RYO YANAGIDA. *Risk - world domination game*. Monograph, University of St. Andrews, Scotland, UK, 2015.
3. BRAND, D., AND KROON, S. Sample Evaluation for Action Selection in Monte Carlo Tree Search. In *Proceedings of the Southern African Institute for Computer Scientist and Information Technologists Annual Conference 2014 on SAICSIT 2014 Empowered by Technology* (New York, NY, USA, 2014), SAICSIT '14, ACM, pp. 314:314–314:322. event-place: Centurion, South Africa.
4. CHAMORRO-PREMUZIC, T. *Talent Matters Even More than People Think*. Harvard Business Review, 2016.
5. DUCKWORTH, A. *Grit: The power of passion and perseverance*, vol. 234. Scribner New York, NY, 2016.
6. HONARY, E. *Total Diplomacy: The Art of Winning RISK*. BookSurge Publishing, UK, Apr. 2007.
7. IACOPINI, I., MILOJEVIĆ, S., AND LATORA, V. Network Dynamics of Innovation Processes. *Physical Review Letters* 120, 4 (Jan. 2018), 048301.
8. LIECHTI, D., LODERER, C. F., AND PEYER, U. Luck and Entrepreneurial Success. SSRN Scholarly Paper ID 2476839, Social Science Research Network, Rochester, NY, Aug. 2014.
9. PLUCHINO, A., BIONDO, A. E., AND RAPISARDA, A. Talent versus luck: the role of randomness in success and failure. *Advances in Complex Systems* 21, 03n04 (May 2018), 1850014.
10. ROBERT H FRANK. *Success and Luck: Good Fortune and the Myth of Meritocracy*. Princeton University Press, Princeton and Oxford, 2016.
11. RUOCO, G., DARAIO, C., FOLLI, V., AND LEONETTI, M. Bibliometric indicators: the origin of their log-normal distribution and why they are not a reliable proxy for an individual scholar’s talent. *Palgrave Communications* 3, 1 (July 2017), 1–8.
12. SALGANIK, M. J., DODDS, P. S., AND WATTS, D. J. Experimental Study of Inequality and Unpredictability in an Artificial Cultural Market. *Science* 311, 5762 (Feb. 2006), 854–856.
13. TOMASETTI, C., LI, L., AND VOGELSTEIN, B. Stem cell divisions, somatic mutations, cancer etiology, and cancer prevention. *Science* 355, 6331 (Mar. 2017), 1330–1334.
14. WOLF, M. *An intelligent artificial player for the game of Risk*. PhD thesis, TU Darmstadt, Knowledge Engineering Group,, Darmstadt Germany, 2005.