

AUDIO-BASED AUTOMATIC MATING SUCCESS PREDICTION OF GIANT PANDAS

WeiRan Yan¹ MaoLin Tang¹ Qijun Zhao¹ Peng Chen^{2,3} Dunwu Qi^{2,3} Rong Hou^{2,3} Zhihe Zhang^{2,3}

¹College of Computer Science, Sichuan University, ChengDu, SiChuan, P. R. China

²Chengdu Research Base of Giant Panda Breeding, Sichuan Key Laboratory of Conservation Biology for Endangered Wildlife, ChengDu, SiChuan, P. R. China

³Sichuan Academy of Giant Panda, ChengDu, SiChuan, P. R. China

qjzhao@scu.edu.cn

capricorncp@163.com

ABSTRACT

Giant pandas, stereotyped as silent animals, make significantly more vocal sounds during breeding season, suggesting that sounds are essential for coordinating their reproduction and expression of mating preference. Previous biological studies have also proven that giant panda sounds are correlated with mating results and reproduction. This paper makes the first attempt to devise an automatic method for predicting mating success of giant pandas based on their vocal sounds. Given an audio sequence of mating giant pandas recorded during breeding encounters, we first crop out the segments with vocal sound of giant pandas, and normalize its magnitude, and length. We then extract acoustic features from the audio segment and feed the features into a deep neural network, which classifies the mating into success or failure. The proposed deep neural network employs convolution layers followed by bidirection gated recurrent units to extract vocal features, and applies attention mechanism to force the network to focus on most relevant features. Evaluation experiments on a data set collected during the past nine years obtain promising results, proving the potential of audio-based automatic mating success prediction methods in assisting giant panda reproduction.

Index Terms— Mating success prediction, Speech emotion recognition, Deep networks, Attention mechanism

1. INTRODUCTION

Giant panda is one of the most endangered species on the earth. Existing research found that the breeding season of giant panda is very short and the best chance for mating only lasts for one day each year [1]. Traditionally, the determination of oestrus of giant pandas and the confirmation of their mating result (i.e., whether their mating is successful or not) are based on assessing their hormone secretion, which is operationally complex and cannot provide results in real-time. Recent studies show that giant pandas would have special vocal behavior during breeding season, which opens up new opportunities in analyzing mating success of giant pandas.

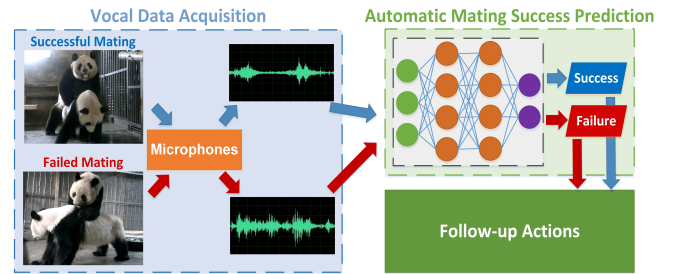


Fig. 1: Automatic mating success prediction of giant pandas based on their vocal sounds can better assist giant panda reproduction.

Benjamin D. Charlton et al. [2] found that bleat is kind of positive sounds showing good intention in mating, while roar and bark usually express rejection. In their study, they manually define five different types of giant panda vocalization, and use clustering methods to group the vocalization data into the five types based on handcrafted acoustic features. Although their study demonstrates high correlation between vocal behavior and mating result of giant pandas, they do not provide automatic solution for giant panda mating success prediction.

Motivated by recent rapid development of speech recognition methods [3, 4, 5] and the application of computer technology in wildlife conservation [6, 7], we aim to automatically predict the mating success of giant pandas based on their vocal sounds (see **Figure 1**). To this end, we approach the problem as a speech emotion recognition (SER) problem [8, 9, 10, 11, 12]. Instead of using handcrafted features and manually defined vocalization types, we employ a deep network to learn distinctive vocal features and automatically predict the mating success of giant pandas. Visualization analysis of the learnt vocal features prove the effectiveness of the proposed method, and the quantitative evaluation of the prediction accuracy demonstrates the feasibility of audio-based automatic giant panda mating success prediction. We believe that the work in this paper is an encouraging effort towards more intelligent giant panda reproduction. The rest of this paper is organized as follows. Section 2 introduces in detail

our proposed method. Section 3 reports the detail of the data we collected and the evaluation results on the data. Section 4 finally concludes the paper.

2. PROPOSED METHOD

2.1. Overview

In this paper, the audio sequences of mating giant pandas recorded during breeding encounters are dual track. Given an original audio sequence, it is first pre-processed to crop out the segment with giant panda vocal sound, normalize its amplitude to a pre-specified maximum value and its length to two seconds, and extract 43 acoustic features per second. Instead of directly using the extracted acoustic features for prediction, a deep network is adopted to learn more discriminative vocal features and predict the probability of successful or failed mating based on the feature at each of the frame. For the input audio sequence, the final prediction result is obtained by summing up the probabilities across all the frames, and its mating result is classified as success if the overall probability of success is larger.

2.2. Preprocessing

The fragment with giant panda vocal sound is first extracted from the input audio sequence based on manually annotated starting and ending points. Its magnitude is then normalized such that the maximum magnitude is equal to a pre-specified value, and its length is normalized to two seconds by cutting long audio sequences or padding short audio sequences via copying part of short audio. Finally, Mel-frequency cepstral coefficients (MFCCs) [13] are extracted at each of the 86 frames in the normalized audio segment(two seconds), and used as the input for the deep network. Note that the input audio sequences are dual-track, or have two channels, and the sampling frequency of each channel is 44,100Hz. The window size of Fourier transform in computing MFCCs is 2,048. Therefore, 43 acoustic features of MFCCs are obtained for each channel of the audio segment, and dimension of each feature is 40. Size of the extracted acoustic features (denoted as F_{in}) of the audio segment is $2 \times 86 \times 40$.

2.3. Learning Vocal Features

Based on the extracted acoustic features, we employ a deep network to further learn discriminative vocal features. As shown in **Figure 2**, we name the network 'CGANet' with 'C', 'G' and 'A', respectively, standing for Convolution module, bidirectional GRU (Gated Recurrent Unit) module [14, 15] and attention module [15]. Next, we introduce these modules in detail.

2.3.1. Convolution Module

Convolution module is composed by three identical parts in sequence. Each part consists of convolution layer and batch normalization layer. Batch normalization [16] before the ReLU [17] activation function of each convolution layer. Convolution layer has 128 filters whose kernel size is 3*3. Convolution module is followed by max-pooling layer, drop-out layer and reshape layer. Max-pooling layer reduces the dimension of input features to remove some redundant information. Drop-out layer increases the CGANet's generalization ability. Reshape layer reshapes the feature to certain dimension for subsequent GRU module learning. The reshaped feature is denoted as $F_{conv} \in \mathbb{R}^{86 \times 2560}$.

2.3.2. GRU Module

GRU module consists of two bi-GRU layers. Gated recurrent units (GRUs) are a gating mechanism in recurrent neural networks, introduced in 2014 by Cho et al. [14]. Multilayer bi-GRU plays a crucial role in helping CGANet learn the deeper temporal information. CGANet is enabled to learn temporal information along forward and backward directions of the entire audio segment by implementing bi-GRU. Let $mF_{G-forward}$ be the feature computed by the first bi-GRU layer propagating along the forward direction. Similarly, $mF_{G-backward}$ denotes the feature computed by the first bi-GRU layer propagating along the backward direction. Let h denote the intermediate state of each frame in the input segment. The bi-GRU propagates along the forward direction with an initial state $h^{(0)}$, which is usually set as 0. Then, for each time step from $t = 1$ to $t = 86$, bi-GRU computes $mF_{G-forward}^t$ corresponding to F_{conv}^t . Similarly, we get $mF_{G-backward}^t$ by using the same method when bi-GRU propagates backward. The first bi-GRU layer finally computes the feature mF_{GRU}^t as:

$$mF_{GRU}^t = mF_{G-forward}^t + mF_{G-backward}^t \quad (1)$$

where $+$ is element-wise addition and $t \in [1, 86]$. The second bi-GRU layer takes the output feature of the first bi-GRU layer mF_{GRU} as input, and operates in the same way. The final output of the GRU module is the vocal feature $F_{GRU} \in \mathbb{R}^{86 \times 32}$.

2.3.3. Attention Module

The vocal feature F_{GRU} obtained so far consists of features learned at 86 sampled frames. However, different frames may have different importance to the task of mating success prediction. Being aware of this, we apply the attention mechanism to the vocal feature to force the CGANet to assign different weights to different feature elements. This is implemented with attention module, which mainly consists of a fully-connected layer and a merge layer and works as follows.

$$\alpha = \varphi(F_{GRU}) \quad (2)$$

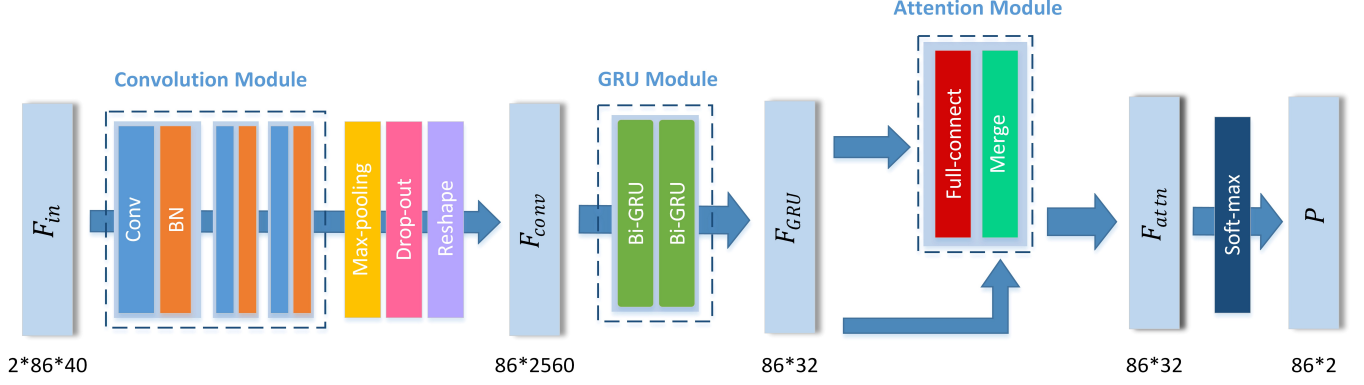


Fig. 2: Structure of CGANet which mainly consists of Convolution module, GRU module and Attention module.

	acc	F1 score	recall	precision	auc
FLDA [18]	79.5%±17.9%	73.1%±29%	70.8%±33.1%	79.1%±18.6%	84.7%±17.2%
SVM [19]	84.5%±15.7%	81.7%±19.8%	78.5%±23.6%	86.1%±15.6%	87.6%±17.7%
CGANet (Ours)	89.9%±9.1%	90.4%±8.4%	91.5%±11.5%	90.5%±10.2%	96.7%±4.4%

Table 1: Performance comparison between CGANet, FLDA [18], and SVM [19]. The best results are shown in bold font.

Feature Type	acc	F1 score	recall	precision	auc
Combined Feature	77.8%±17.5%	82.1%±11.5%	90.5%±9.2%	77.0%±17.2%	95.8%±5.5%
MFCCs Feature	89.9%±9.1%	90.4%±8.4%	91.5%±11.5%	90.5%±10.2%	96.7%±4.4%

Table 2: Performance of our proposed method when different features are used as input. The best results are shown in bold font.

$$F_{attn} = \alpha \odot F_{GRU} \quad (3)$$

Here, φ denotes the fully-connected layer which computes weights for the vocal feature elements, and \odot is element-wise multiplication. The final vocal feature F_{attn} shares the same size with F_{GRU} .

2.4. Learning to Predict

According to the vocal feature at each sampling frame, we predict the probability of successful or failed mating by using a softmax layer, resulting in a probability matrix $P \in \mathbb{R}^{86 \times 2}$ with the first and second columns corresponding to successful and failed mating, respectively. We then sum up the probability values across the frame dimension as follows,

$$P_s = \sum_{i=1}^{86} P_{i1}, P_f = \sum_{i=1}^{86} P_{i2}. \quad (4)$$

The mating result of the giant pandas in the input audio segment is finally predicted as success if $P_s > P_f$, and failure otherwise.

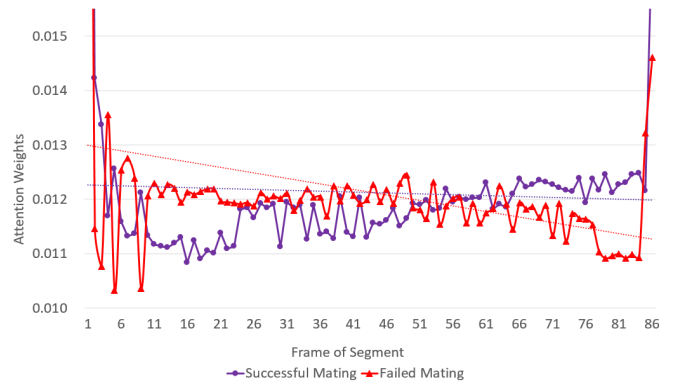


Fig. 3: Average weights of the 86 sampled frames computed by attention module for successful (blue violet line with triangle) and failed (red line with circle) mating.

3. EXPERIMENTS

3.1. Implementation Detail

We train the proposed deep network from scratch with cross-entropy loss. We set learning rate as 0.01 and decrease it by 10 times if the accuracy on validation set remains unchanged for 125 epochs and set dropout rate as 0.3, batch size as 32. The training is done on a PC with NVIDIA GTX TITAN X (Pascal) and completed at 500 epochs. During the training, we export model when validation accuracy is improved, and choose the model with highest validation accuracy for test.

3.2. Data and Protocols

For this study, vocal sounds of thirteen captive giant pandas are collected at the Chengdu Research Base of Giant Panda Breeding during the breeding season from 2011 to 2019. A total of 138 minutes valid giant panda vocal sounds are obtained, among which successful mating sounds last about 72 minutes and failed mating sounds 66 minutes. Following the preprocessing method in Section 2.1, we construct from these data a set of 2,016 audio segments of successful mating and 1,859 audio segments of failed mating. We randomly split the successful and failed mating data, respectively, into five subsets with the constraint. We carry out five-fold cross validation evaluation. In each fold, four subsets are used for training, and the rest one for testing. Accuracy, a common evaluation metric in speech emotion recognition, is selected as our main evaluation metric. We also use recall, precision, F1 score and AUC to comprehensively evaluate the prediction performance.

3.3. Prediction Performance

Comparison to Other Methods. **Table 1** compares the performance of the proposed CGANet with SVM [19] and FLDA [18]. The counterpart SVM and FLDA methods also use the MFCCs features as input. FLDA achieves accuracy of $79.5\% \pm 17.9\%$. SVM improves the accuracy by 5% to $84.5\% \pm 15.7\%$. It can be observed that our proposed CGANet significantly improves the accuracy to $89.9\% \pm 9.1\%$. CGANet is also the best in terms of other metrics. Moreover, the standard deviation of CGANet is also the smallest across all the metrics, proving the superior stability of CGANet.

Ablation Study. We compare the effectiveness of different features in **Table 2**. The alternative feature considered in this experiment is the concatenation of several well-known acoustic features, i.e., chroma, spectral centroid, spectral contrast, roll-off frequency, and zero-crossing rate. We combine this alternative feature with the MFCCs feature, obtaining a combined feature whose dimensionality is 62. However, its performance is much worse than that of MFCCs feature. This indicates that the alternative feature is unable to capture the

effective vocal feature relevant to mating success of giant pandas.

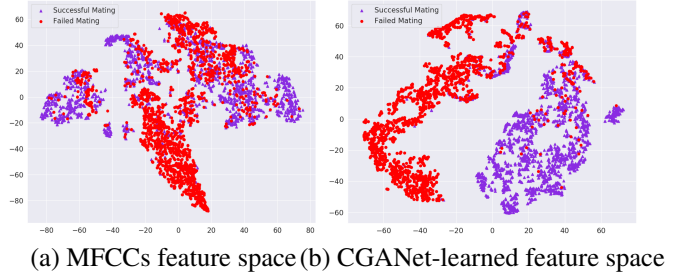


Fig. 4: Visualization of the feature spaces defined by (a) the original MFCCs feature and (b) the feature learned by the proposed CGANet.

3.4. Visualizing Learned Features

Figure 3 shows the average weights of the 86 sampled frames learned by attention module for successful and failed mating. As can be seen, the weights for different mating results display different distributions, which demonstrates the necessity of applying attention module. **Figure 4** visualizes the feature spaces defined by the original MFCCs feature and by the vocal feature learned by the proposed CGANet by using the visualization method in [20]. From the results in **Figure 4**, we can see that vocal sounds of successful and failed mating giant pandas show obvious clustering tendency in the feature space learned by the proposed CGANet. This demonstrates the effectiveness of our proposed method in learning more discriminative vocal features for automatic giant panda mating success prediction.

4. CONCLUSION AND DISCUSSION

We demonstrated the potential of audio and deep learning techniques for wildlife conservation and achieved promising results. Specifically, we collect vocal sound data of mating giant pandas during the breeding season, and use deep models to extract vocal features and automatically predict whether the mating is successful or not. Based on the prediction results, giant panda keepers can take appropriate follow-up actions accordingly at the first chance. Our proposed method is expected to be helpful for intelligent giant panda breeding. In the future, we are going to keep enlarging the giant panda vocal sound data and further validate the practical effectiveness of the proposed method. We are also going to extend our study by exploring multi-modal data including both acoustic and visual data.

5. REFERENCES

- [1] Kailai Cai, Shangmian Yie, Zhihe Zhang, Juan Wang, Zhigang Cai, Li Luo, Yuliang Liu, Hairui Wang, He Huang, Chengdong Wang, et al., “Urinary profiles of luteinizing hormone, estrogen and progesterone during the estrous and gestational periods in giant pandas (*ailuropda melanoleuca*),” *Scientific reports*, vol. 7, pp. 40749, 2017.
- [2] Benjamin D Charlton, Meghan S Martin-Wintle, Megan A Owen, Hemin Zhang, and Ronald R Swaisgood, “Vocal behaviour predicts mating success in giant pandas,” *Royal Society open science*, vol. 5, no. 10, pp. 181323, 2018.
- [3] Li Deng and John C Platt, “Ensemble deep learning for speech recognition,” in *Fifteenth Annual Conference of the International Speech Communication Association*, 2014.
- [4] Dario Amodei, Sundaram Ananthanarayanan, Rishita Anubhai, Jingliang Bai, and Zhenyao Zhu, “Deep speech 2: End-to-end speech recognition in english and mandarin,” *Computer Science*, 2015.
- [5] Zixing Zhang, Jrgen Geiger, Jouni Pohjalainen, El Desoky Mousa, Wenyu Jin, and Bjrn Schuller, “Deep learning for environmentally robust speech recognition: An overview of recent developments,” *Acm Transactions on Intelligent Systems & Technology*, vol. 9, no. 5, pp. 1–28, 2017.
- [6] Leandro Tacioli and Toledo et al., “An architecture for animal sound identification based on multiple feature extraction and classification algorithms,” in *11th BreSci-Brazilian e-Science Workshop. Sociedade Brasileira de Computação (SBC)*, 2017.
- [7] Tuomas Oikarinen and Srinivasan et al., “Deep convolutional network for animal sound classification and source attribution using dual audio recordings,” *The Journal of the Acoustical Society of America*, vol. 145, no. 2, pp. 654–662, 2019.
- [8] Frank Dellaert, Thomas Polzin, and Alex Waibel, “Recognizing emotion in speech,” in *Proceeding of Fourth International Conference on Spoken Language Processing. ICSLP’96*. IEEE, 1996, vol. 3, pp. 1970–1973.
- [9] Yongjin Wang and Ling Guan, “An investigation of speech-based human emotion recognition,” in *IEEE 6th Workshop on Multimedia Signal Processing, 2004*. IEEE, 2004, pp. 15–18.
- [10] Anurag Jain, SS Agrawal, and Nupur Prakash, “Transformation of emotion based on acoustic features of intonation patterns for hindi speech and their perception,” *IETE Journal of Research*, vol. 57, no. 4, pp. 318–324, 2011.
- [11] Wootae Lim, Daeyoung Jang, and Taejin Lee, “Speech emotion recognition using convolutional and recurrent neural networks,” in *2016 Asia-Pacific Signal and Information Processing Association Annual Summit and Conference (APSIPA)*. IEEE, 2016, pp. 1–4.
- [12] Seyedmahdad Mirsamadi, Emad Barsoum, and Cha Zhang, “Automatic speech emotion recognition using recurrent neural networks with local attention,” in *2017 IEEE International Conference on Acoustics, Speech and Signal Processing (ICASSP)*. IEEE, 2017, pp. 2227–2231.
- [13] Beth Logan et al., “Mel frequency cepstral coefficients for music modeling,” in *ISMIR*, 2000, vol. 270, pp. 1–11.
- [14] Kyunghyun Cho, Bart Van Merriënboer, Caglar Gulcehre, Dzmitry Bahdanau, Fethi Bougares, Holger Schwenk, and Yoshua Bengio, “Learning phrase representations using rnn encoder-decoder for statistical machine translation,” *arXiv preprint arXiv:1406.1078*, 2014.
- [15] Jan K Chorowski, Dzmitry Bahdanau, Dmitriy Serdyuk, Kyunghyun Cho, and Yoshua Bengio, “Attention-based models for speech recognition,” in *Advances in neural information processing systems*, 2015, pp. 577–585.
- [16] Sergey Ioffe and Christian Szegedy, “Batch normalization: Accelerating deep network training by reducing internal covariate shift,” *arXiv preprint arXiv:1502.03167*, 2015.
- [17] Vinod Nair and Geoffrey E Hinton, “Rectified linear units improve restricted boltzmann machines,” in *Proceedings of the 27th international conference on machine learning (ICML-10)*, 2010, pp. 807–814.
- [18] S. Mika, G. Ratsch, J. Weston, B. Scholkopf, and K. R. Mullers, “Fisher discriminant analysis with kernels,” in *Neural Networks for Signal Processing IX, IEEE Signal Processing Society Workshop*, 2002.
- [19] Corinna Cortes and Vladimir Vapnik, “Support-vector networks,” *Machine Learning*, vol. 20, no. 3, pp. 273–297, 1995.
- [20] Laurens van der Maaten and Geoffrey Hinton, “Visualizing data using t-sne,” *Journal of machine learning research*, vol. 9, no. Nov, pp. 2579–2605, 2008.