

High Utility Interval-Based Sequences

S. Mohammad Mirbagheri¹ and Howard J. Hamilton¹

Abstract. Sequential pattern mining is an interesting research area with broad range of applications. Most prior research on sequential pattern mining has considered point-based data where events occur instantaneously. However, in many application domains, events persist over intervals of time of varying lengths. Furthermore, traditional frameworks of sequential pattern mining assume all events to have the same weight or utility. This simplifying assumption neglects the opportunity to find informative patterns in terms of utilities such as costs. To address these issues, we incorporate the concept of utility into interval-based sequences and define a framework to mine high utility patterns in interval-based sequences i.e., patterns whose utility meets or exceeds a minimum threshold. In the proposed framework, the utility of events is considered while assuming multiple events can occur coincidentally and persist over varying periods of time. An Apriori-based algorithm named *High Utility Interval-based Pattern Miner (HUIPMiner)* is proposed and applied to real datasets. To achieve an efficient solution, HUIPMiner is augmented with a pruning strategy. Experimental results show that HUIPMiner is an effective solution to the problem of mining high utility interval-based sequences.

1 Introduction

Sequential pattern mining aims to find patterns from data recorded sequentially along with the time occurrences. Depending on the application scenario, symbolic sequential data is categorized as either *point-based* or *interval-based*. Point-based data reflect scenarios in which events happen instantaneously or events are considered to have equal time intervals. Duration has no impact on extracting patterns for this type. Interval-based data reflect scenarios where events have unequal time intervals; here, duration plays an important role.

Most prior research on sequential data mining has considered point-based data. SPADE [20], FP-growth [7], FreeSpan [5] and PrefixSpan [6] are well-known algorithms for mining frequent sequential patterns from this type of data. Point-based sequential algorithms perform poorly when applied to interval-based data, because they ignore the duration of the events and the temporal relations between events. To overcome this problem, interval-based sequential data mining has emerged.

In many application domains, such as medicine [9, 14], sensor technology [11], sign languages [13], and motion capture [10], events persist over intervals of time of varying lengths, which results in complicated temporal relations among events. Thirteen possible temporal relations between a pair of event intervals were nicely categorized by Allen [2]. Some studies have been devoted to interval-based data in order to mine frequent sequential patterns and express

the temporal relations. Wu and Chen [17] presented a nonambiguous representation of temporal data utilizing the endtime points of the events. By adapting PrefixSpan [6], they proposed the TPrefixSpan algorithm to mine frequent temporal sequences. Chen et al. [3] proposed a new representation called the coincidence representation to simplify the processing of complex relations among event intervals. They also proposed an algorithm named CTMiner to discover frequent time-interval based patterns in large databases. Later, they proposed a modified approach [4] to discover probabilistic sequential patterns that describe correlations among intervals and to indicate the occurrence probability, which enables users to predict future activities.

The aforementioned work has focused on representations of temporal data and discovering frequent temporal patterns. However, *frequent pattern mining* (FPM) may not be the right solution to problems where the weight of patterns may be the major factor of interest and the frequency of patterns may be a minor factor. The weight of a pattern can be interpreted differently depending on the problem or scenario. For example, it may represent the profit or the cost that a business experiences when a particular pattern occurs. Some patterns of interest may have high weights but low frequencies. Thus, FPM may miss patterns that are infrequent but valuable. FPM may also extract too many frequent patterns that are low in weight. To address these problems *high utility pattern mining* (HUPM) has emerged as an augmentation of FPM. The goal of HUPM is to extract patterns from a dataset with utility no less than a user-specified minimum utility threshold.

Tackling the HUPM problem requires facing more challenges than FPM. The major FPM algorithms rely on the downward closure property (also known as the Apriori Property) [15] to perform efficiently. This property, which is utilized by most pruning strategies, states that if a pattern is frequent then all of its sub-patterns are frequent and if a pattern is infrequent all of its super-patterns are infrequent. However, this property does not hold in utility mining because the utilities of patterns are neither monotone nor anti-monotone [18]. As a result, the existing optimization approaches for FPM are not applicable to HUPM. To cope with this challenge, previous studies introduced several domain-dependent weighted downward closure properties, including the transaction-weighted downward closure property (TDCP) [1] for itemset pattern mining, the sequence-weighted downward closure property (SDCP) [19] for sequential pattern mining, and the episode-weighted downward closure property (EDCP) [16] for episode pattern mining.

Most prior studies on HUPM have been devoted to transactional data; seldom sequential data have been taken into account. However, they do not address the problem of HUPM in interval-based sequences which covers a wide range of applications mentioned above. The interval-based applications can be better described when the concept of utility is employed. For example, interval-based se-

¹ Department of Computer Science, University of Regina, Canada. {mirbaghs, Howard.Hamilton}@uregina.ca

quences commonly occur in businesses where different services or packages, which persist over time, are offered to customers. Providing informative patterns to policy makers is an essential task especially in the competitive world. Neglecting the fact that these services / packages have various utilities (or weights) results in misleading information. For instance, HUPM can be beneficial to telecommunication companies or insurance companies which sell products that last over varying periods of time at various costs.

Apparently, Huang et al. [8] recently made the first attempt to mine utility in interval-based sequences data. They suggested a method to discover the top-K high utility patterns (HUPs). Their approach consists of two main parts. It first discovers a set of frequent patterns, then it extracts the top-K HUPs from the set. This indirect approach suffers from a major drawback. The set of frequent patterns may not contain all HUPs. Hence, the approach may miss some high utility but infrequent patterns and consequently, it may select low-ranked HUPs as the top-K HUPs.

For the above reasons, we formalize the problem of the mining of high utility interval-based patterns (HUIPs) from sequences and propose a new framework to solve this problem. The major contributions of this work are as follows:

- We propose the *coincidence eventset representation (CER)* to represent interval-based events along with their durations, complex temporal relations among such events, and sequences of such events.
- We incorporate both internal and external utilities into interval-based sequences. We then formally define the problem of high utility interval-based sequential pattern mining, with the flexibility of choosing a desired maximum length and size of the patterns. An algorithm called *HUIPMiner* is proposed to mine all high utility sequential patterns from interval-based sequences.
- We obtain a tight upper bound called *LDCP (Lsequence-weighted downward closure property)*, which is used in our pruning strategy. *HUIPMiner* utilizes *LDCP* to reduce the search space and identify high utility sequential patterns efficiently.
- We report on an experimental evaluation that shows the proposed framework and algorithm are able to discover all high utility patterns from interval-based data even with a low user-specified minimum utility.

The rest of the paper is organized as follows. Section 2 provides background and preliminaries, it then proposes a framework of interval-based sequence utility and finally it formulates the problem of mining high utility interval-based sequential patterns. Section 3 presents the details of the *HUIPMiner* algorithm and the pruning strategy. Experimental results on real datasets and evaluation are given in Section 4. Section 5 presents conclusions and future work.

2 Problem Statement

We adapt some definitions given in the earlier research [3, 13, 16, 19] and describe the problem statement formally.

Definition 1. (Event interval) Let $\Sigma = \{A, B, \dots\}$ denote a finite alphabet. A triple $e = (l, b, f)$, where $l \in \Sigma$ is the event label, $b \in \mathbb{N}$ is the beginning time, and $f \in \mathbb{N}$ is the finishing time ($b < f$), is called an event interval.

Definition 2. (Esequence) An event-interval sequence or Esequence $s = \langle e_1, e_2, \dots, e_n \rangle$ is a list of n event intervals ordered based on beginning time in ascending order. If event intervals have equal beginning times, then they are ordered lexicographically by their labels.

The size of Esequence s , denoted as $|s| = n$, is the number of event-intervals in s .

Definition 3. (Esequence database) A database D consisting of set of tuples $\langle sid, s \rangle$, where sid is a unique identifier of s and s is an event sequence, is called an Esequence database.

Table 2.1 depicts an Esequence database consisting of four Esequences with identifiers 1 to 4.

Definition 4. (Esequence sliced time) Given an Esequence $s = \langle (l_1, b_1, f_1), (l_2, b_2, f_2), \dots, (l_n, b_n, f_n) \rangle$, the multiset $T = \{b_1, f_1, b_2, f_2, \dots, b_n, f_n\}$ consists of all time points corresponding to sequence s . If we sort T in ascending order and eliminate redundant elements, we can derive a sequence $T_s = \langle t_1, t_2, \dots, t_m \rangle$, where $t_k \in T, t_k < t_{k+1}$. T_s is called the Esequence sliced time of s . We denote the number of elements in T_s by $|T_s|$, that is, $|T_s| = m$.

Definition 5. (Coincidence) Let $s = \langle (l_1, b_1, f_1), \dots, (l_j, b_j, f_j), \dots, (l_n, b_n, f_n) \rangle$ be an Esequence. A function $\Phi_s : \mathbb{N} \times \mathbb{N} \rightarrow 2^\Sigma$ is defined as:

$$\Phi_s(t_p, t_q) = \{\cup l_j \mid (l_j, b_j, f_j) \in s \wedge (b_j \leq t_p) \wedge (t_q \leq f_j)\} \quad (1)$$

where $1 \leq j \leq n$ and $t_p < t_q$. Given an Esequence s with corresponding Esequence sliced time $T_s = \langle t_1, t_2, \dots, t_m \rangle$, a coincidence c_k is defined as $\Phi_s(t_k, t_{k+1})$ where $t_k, t_{k+1} \in T_s, 1 \leq k \leq m-1$, are two consecutive time points. The duration λ_k of coincidence c_k is $t_{k+1} - t_k$. The size or cardinality of a coincidence is the number of event labels in the coincidence. For example, the Esequence sliced time for s_2 in Table 2.1 is $T_{s_2} = \{1, 5, 8, 9, 12, 14\}$. Coincidence $c_4 = \Phi_{s_2}(9, 12) = \{C, E, F\}$, $\lambda_4 = 3$ and $|c_4| = 3$.

Definition 6. (Coincidence label sequence) Given an Esequence s , and the corresponding Esequence sliced time $T_s = \langle t_1, t_2, \dots, t_m \rangle$, the coincidence label sequence, or Lsequence $L_s = \langle c_1 c_2 \dots c_{m-1} \rangle$, is an ordered list of coincidences, where each $c_k, (1 \leq k \leq m-1)$ is a coincidence of Esequence s . An Lsequence is called a K -Lsequence, iff there are exactly K coincidences in the Lsequence. We define the size of an Lsequence, denoted Z , to be the maximum size of any coincidences in the Lsequence. For example, $\langle \{B\} \{A, B\} \{A\} \rangle$ is a 3-Lsequence because it has 3 coincidences and its size is 2 because the maximum size of the coincidences in it is $\max\{1, 2, 1\} = 2$.

The definition of coincidence leads us to a new representation for expressing temporal relations between two event intervals. The concept of coincidence was originally proposed by Mörchen and Ultsch [12], where a representation called TSKR was introduced to express temporal knowledge (relations) relevant to interval-based data. Chen et al. [3] adopted the concept of coincidence and proposed the coincidence representation to describe a pattern or sequence unambiguously.

2.1 The Coincidence Eventset Representation (CER)

As mentioned earlier, the representations proposed in previous studies, such as [3, 17], do not store the durations of intervals. These approaches transform each event interval into a point-based representation encompassing only temporal relations. Although these formats are described as unambiguous, they actually leave an ambiguity with respect to duration. It is true that the temporal relations among intervals can be mapped one-to-one to the temporal sequence by these

Table 2.1: Example of an Esequence database

| sid | Event Label | Beginning Time | Finishing Time | Event Sequence |
|-----|-------------|----------------|----------------|--|
| 1 | A | 8 | 16 | <div style="display: flex; justify-content: space-around; align-items: center;"> <div style="text-align: center;">A</div> <div style="text-align: center;">B</div> <div style="text-align: center;">C</div> </div> |
| | B | 18 | 21 | |
| | C | 24 | 28 | |
| | E | 25 | 27 | |
| 2 | A | 1 | 5 | <div style="display: flex; justify-content: space-around; align-items: center;"> <div style="text-align: center;">A</div> <div style="text-align: center;">C</div> <div style="text-align: center;">E</div> </div> |
| | C | 8 | 14 | |
| | E | 9 | 12 | |
| | F | 9 | 12 | |
| 3 | B | 6 | 12 | <div style="display: flex; justify-content: space-around; align-items: center;"> <div style="text-align: center;">B</div> <div style="text-align: center;">A</div> <div style="text-align: center;">C</div> </div> |
| | A | 7 | 14 | |
| | C | 14 | 20 | |
| | E | 16 | 18 | |
| 4 | B | 2 | 7 | <div style="display: flex; justify-content: space-around; align-items: center;"> <div style="text-align: center;">B</div> <div style="text-align: center;">A</div> <div style="text-align: center;">D</div> </div> |
| | A | 5 | 10 | |
| | D | 5 | 12 | |
| | C | 16 | 22 | |
| | E | 18 | 20 | |

representations, but the duration for which these relations persist is ignored. Consequently, it is impossible to reverse the process and reconstruct the original Esequence if we receive the representation alone. In this section, we address this limitation by incorporating the duration of intervals into a new representation and calling it the coincidence eventset representation (CER).

Definition 7. (*Coincidence eventset and eventset sequence*) Given a coincidence c_k in Esequence s , a coincidence eventset, or Ceventset, is denoted σ_k and defined as an ordered pair consisting of the coincidence c_k and the corresponding coincidence duration λ_k , i.e.:

$$\sigma_k = (c_k, \lambda_k) = (\{l \mid l \in c_k\}, t_{k+1} - t_k) \quad (2)$$

For brevity, the braces are omitted if c_k in Ceventset σ_k has only one event label, which we refer as a *Cevent*. A coincidence eventset sequence, or Csequence, is an ordered list of Ceventsets, which is defined as $C_s = \langle \sigma_1 \dots \sigma_{m-1} \rangle$, where σ_j ($1 \leq j \leq m-1$) is a Ceventset and $m = |T_s|$. For example, the Csequence of s_4 in Table 2.1 is as follows: $C_{s_4} = \langle (B, 3)(\{A, B, D\}, 2)(\{A, D\}, 3)(D, 2)(\emptyset, 4)(C, 2)(\{C, E\}, 2)(C, 2) \rangle$. The “ \emptyset ” symbol is used to distinguish between two cases for disjoint event intervals. A “ \emptyset ” symbol indicates a gap between two event intervals, whereas the lack of a “ \emptyset ” symbol indicates that the two event intervals are adjacent.

Definition 8. (*Csequence database*) A Csequence database D_s consists of a set of tuples $\langle sid, C_s \rangle$, where sid is a unique identifier of C_s and C_s is a Csequence.

The Esequences in the database shown in Table 2.1 can be represented in the coincidence eventset representation (CER) as described by Definitions 9 to 11 to give Csequences. Table 2.2 shows a Csequence database that contains these Csequences. It can be seen that, CER incorporates the durations of the event intervals into the representation.

Definition 9. (*Csubsequence*) Given two Ceventsets $\sigma_a = (c_a, \lambda_a)$ and $\sigma_b = (c_b, \lambda_b)$, σ_b contains σ_a , which is denoted $\sigma_a \subseteq \sigma_b$, iff

$c_a \subseteq c_b \wedge \lambda_a = \lambda_b$. Given two Csequences $C_s = \langle \sigma_1 \sigma_2 \dots \sigma_n \rangle$ and $C'_s = \langle \sigma'_1 \sigma'_2 \dots \sigma'_{n'} \rangle$, we say C_s is a Csubsequence of C'_s , denoted as $C_s \subseteq C'_s$, iff there exist integers $1 \leq j_1 \leq j_2 \leq \dots \leq j_n \leq n'$ such that $\sigma_k \subseteq \sigma'_{j_k}$ for $1 \leq k \leq n$. For example, $\langle (A, 2) \rangle$, $\langle (A, 2)(A, 3) \rangle$, $\langle (\{A, B, D\}, 2) \rangle$, are Csubsequences of Csequence C_{s_4} , while $\langle (\{A, F\}, 2) \rangle$ and $\langle (A, 2)(D, 5) \rangle$ are not.

Definition 10. (*Matching*) Given a Csequence $C_s = \langle \sigma_1 \sigma_2 \dots \sigma_n \rangle = \langle (c_1, \lambda_1)(c_2, \lambda_2) \dots (c_n, \lambda_n) \rangle$ and an Lsequence $L'_s = \langle c'_1 c'_2 \dots c'_m \rangle$, C_s matches L'_s , denoted as $C_s \sim L'_s$, iff $n = m$ and $c_k = c'_k$ for $1 \leq k \leq n$. It is possible that multiple Csubsequences of a Csequence match a given Lsequence. For example, if we want to find all Csubsequences of C_{s_4} in Table 2.2 which matches the Lsequence $\langle A \rangle$, we obtain $\langle (A, 2) \rangle$ in the second Ceventset and $\langle (A, 3) \rangle$ in the third Ceventset.

2.2 Utility

Let each event label $l \in \Sigma$, be associated with a value, called the *external utility*, which is denoted as $p(l)$, such that $p : \Sigma \rightarrow \mathbb{N}$. The external utility of an event label may correspond to any value of interest, such as the unit profit or cost, that is associated with the event label. The values shown in Table 2.3 are used in the following examples as the external utilities associated with the Csequence database shown in Table 2.2.

Definition 11. (*Csequence database utility*) Let the utility of a Cevent (l, λ) be $u(l, \lambda) = p(l) \times \lambda$. The utility of a Ceventset $\sigma = (\{l_1, l_2, \dots, l_n\}, \lambda)$ is defined as: $u_e(\sigma) = \sum_{i=1}^n u(l_i, \lambda)$. The utility of a Csequence $C_s = \langle \sigma_1 \sigma_2 \dots \sigma_m \rangle$ is defined as: $u_s(C_s) = \sum_{i=1}^m u_e(\sigma_i)$. Therefore, the utility of the Csequence database $D_s = \{ \langle sid_1, C_{s_1} \rangle, \langle sid_2, C_{s_2} \rangle, \dots, \langle sid_r, C_{s_r} \rangle \}$ is defined as: $u_d(D_s) = \sum_{i=1}^r u_s(C_{s_i})$. For example, the utility of Csequence $C_{s_3} = \langle (B, 1)(\{A, B\}, 5)(A, 2)(C, 2)(\{C, E\}, 2)(C, 2) \rangle$ is $u_s(C_{s_3}) = 1 \times 2 + 5 \times (1 + 2) + 2 \times 1 + 2 \times 1 + 2 \times (1 + 2) + 2 \times 1 = 29$, and the utility of the Csequence database D_s in Table 2.2 is $u_d(D_s) = u_s(C_{s_1}) + u_s(C_{s_2}) + u_s(C_{s_3}) + u_s(C_{s_4}) = 22 + 19 + 29 + 46 = 116$.

Table 2.2: Csequence database corresponding to the Esequences in Table 2.1

| sid | Csequence |
|-----|--|
| 1 | $\langle (A, 8)(\emptyset, 2)(B, 3)(\emptyset, 3)(C, 1)(\{C, E\}, 2)(C, 1) \rangle$ |
| 2 | $\langle (A, 4)(\emptyset, 3)(C, 1)(\{C, E, F\}, 3)(C, 2) \rangle$ |
| 3 | $\langle (B, 1)(\{A, B\}, 5)(A, 2)(C, 2)(\{C, E\}, 2)(C, 2) \rangle$ |
| 4 | $\langle (B, 3)(\{A, B, D\}, 2)(\{A, D\}, 3)(D, 2)(\emptyset, 4)(C, 2)(\{C, E\}, 2)(C, 2) \rangle$ |

Table 2.3: External utilities associated with the event labels

| Event label | A | B | C | D | E | F | \emptyset |
|------------------|---|---|---|---|---|---|-------------|
| External utility | 1 | 2 | 1 | 3 | 2 | 1 | 0 |

Definition 12. (*Maximum utility of k Ceventsets in a Csequence*) The maximum utility of k Ceventsets in a Csequence is defined as: $u_{\max_k}(C_s, k) = \max\{u_s(C'_s) \mid C'_s \subseteq C_s \wedge |C'_s| \leq k\}$. Note: In the name of the u_{\max_k} function, the “ k ” is part of the name rather than a parameter. For example, the maximum utility of 2 Ceventsets in Csequence $C_{s3} = \langle (B, 1)(\{A, B\}, 5)(A, 2)(C, 2)(\{C, E\}, 2)(C, 2) \rangle$ is $u_{\max_k}(C_{s3}, 2) = u_s(\langle (\{A, B\}, 5)(\{C, E\}, 2) \rangle) = 15 + 6 = 21$.

Definition 13. (*Lsequence utility set*) Given a Csequence database D_s and an Lsequence $L_s = \langle c_1 c_2 \dots c_n \rangle$, the utility of L_s in Csequence $C_s = \langle \sigma_1 \sigma_2 \dots \sigma_m \rangle \in D_s$ is defined as a utility set:

$$u_l(L_s, C_s) = \bigcup_{C'_s \sim L_s \wedge C'_s \subseteq C_s} u_s(C'_s) \quad (3)$$

The utility of L_s in D_s is also a utility set:

$$u_l(L_s) = \bigcup_{C_s \in D_s} u_l(L_s, C_s) \quad (4)$$

For example, consider Lsequence $L_s = \langle \{B\}\{A\} \rangle$. The utility of L_s in C_{s3} shown in Table 2.2 is $u_l(L_s, C_{s3}) = \{u_s(\langle (B, 1)(A, 5) \rangle), u_s(\langle (B, 1)(A, 2) \rangle), u_s(\langle (B, 5)(A, 2) \rangle)\} = \{7, 4, 12\}$, and thus the utility of L_s in D_s is $u_l(L_s) = \{u_l(L_s, C_{s3}), u_l(L_s, C_{s4})\} = \{\{7, 4, 12\}, \{8, 9, 7\}\}$. From this example, one can see that an Lsequence may have multiple utility values associated with it, unlike a sequence in frequent sequential pattern mining. This idea is explored further in the next section.

2.3 High Utility Interval-based Pattern Mining

Definition 14. (*Maximum Lsequence utility*) The maximum utility of an Lsequence L_s in Csequence database D_s is defined as $u_{\max}(L_s)$:

$$u_{\max}(L_s) = \sum_{C_s \in D_s} \max(u_l(L_s, C_s)) \quad (5)$$

For example, the maximum utility of a Lsequence $L_s = \langle \{B\}\{A\} \rangle$ in Csequence database D_s is $u_{\max}(L_s) = 0 + 0 + 12 + 9 = 21$.

Definition 15. (*High utility interval-based pattern*) An Lsequence L_s is a high utility interval-based pattern iff its maximum utility is no less than a user-specified minimum utility threshold ξ . Formally: $u_{\max}(L_s) \geq \xi \iff L_s$ is a high utility interval-based pattern

Problem Statement I. Given a user-specified minimum utility threshold ξ , an Esequence database D , and external utilities for event

labels, the problem of high utility interval-based mining is to discover all Lsequences such that their utilities are at least ξ . By specifying desired length and size of the Lsequence, Problem I can be specialized to give a new problem, which is to discover all Lsequences with lengths and sizes of at most K and Z , respectively, such that their utilities are at least ξ .

3 The HUIPMiner Algorithm

In this section, we propose the *HUIPMiner* algorithm to mine high utility interval-based patterns. HUIPMiner is an Apriori-based algorithm composed of two phases in which each iteration generates a special type of candidates of a certain length. We call the first phase the *coincident* phase and the second phase the *serial* phase. We also propose a pruning strategy to avoid generating unpromising Lsequence candidates. This strategy is based on the Lsequence-weighted downward closure property (LDCP) (Theorem 1), which is similar to the sequence-weighted downward closure property (SDCP) [19]. However, LDCP has an advantage over SDCP since it reduces the size of the search space by using a tighter upper bound called the *Lsequence-weighted utilization of a Lsequence w.r.t. a maximum length k* (LWU_k).

Definition 16. (LWU_k) The Lsequence-weighted utilization of a Lsequence w.r.t. a maximum length k is defined as:

$$LWU_k(L_s) = \sum_{C'_s \sim L_s \wedge C'_s \subseteq C_s \wedge C_s \in D_s} u_{\max_k}(C_s, k) \quad (6)$$

For example, the Lsequence-weighted utilization of $L_s = \langle \{B\}\{A\} \rangle$ w.r.t. the maximum length $k = 2$ in the Csequence database shown in Table 2.2 is $LWU_2(\langle \{B\}\{A\} \rangle) = 0 + 0 + 21 + 24 = 45$.

Theorem 1 (Lsequence-weighted downward closure property). *Given a Csequence database D_s and two Lsequences L_s and L'_s , where $L_s \subseteq L'_s$ and $|L'_s| \leq k$, then*

$$LWU_k(L'_s) \leq LWU_k(L_s) \quad (7)$$

Proof. Let c_s and c'_s be two Csubsequences that match the Lsequences L_s and L'_s , respectively. Since $L_s \subseteq L'_s$, then $c_s \subseteq c'_s$. Let $Q'_s \in D_s$ be the set of all Csequences containing c'_s and $Q_s \in D_s$ be the set of all Csequences containing c_s . Since $c_s \subseteq c'_s$, then Q_s must be a superset of Q'_s , that is, $Q_s \supseteq Q'_s$. Therefore, we infer

$$\sum_{\substack{c'_s \sim L'_s \\ \wedge c'_s \subseteq C'_s \\ \wedge C'_s \in Q'_s}} u_{\max_k}(C'_s, k) \leq \sum_{\substack{c_s \sim L_s \\ \wedge c_s \subseteq C_s \\ \wedge C_s \in Q_s}} u_{\max_k}(C_s, k) \quad (8)$$

and equivalently we derive $LWU_k(L'_s) \leq LWU_k(L_s)$. \square

Algorithm 1 shows the main procedure of the HUIPMiner algorithm. The inputs of the HUIPMiner algorithm are: (1) a Csequence

database D_s , (2) a minimum utility threshold ξ , (3) a maximum pattern length $K \geq 1$, and (4) a maximum pattern size $Z \geq 1$. The output includes all high utility interval-based patterns. The algorithm has two phases, a *coincident phase* to obtain high utility coincidence patterns (Lsequences with lengths equal to 1) and a *serial phase* to obtain high utility serial patterns (Lsequences with lengths greater than 1).

3.1 The Coincident Phase

The coincident phase, which is the first phase of HUIPMiner (Lines 1-12), generates coincidence candidates by concatenating event labels.

Definition 17. (*Coincident concatenation*) Let $c = \{l_1, l_2, \dots, l_m\}$ and $c' = \{l'_1, l'_2, \dots, l'_m\}$ be two coincidences. The coincident concatenation of c and c' is the ordinal sum of the coincidences and is defined as $\text{coincident-concat}(c, c') = (c \cup c', \leq) = c \oplus c'$. For example, $\text{coincident-concat}(\{A, B\}, \{A, C\}) = \{A, B, C\}$.

In the first round of this phase, all event labels are considered as coincidence candidates with a size of 1 (Line 1). Then, the algorithm searches each Csequence to find matches to these candidates. Next, it calculates the maximum utility u_{\max} and Lsequence-weighted utilization LWU_k of each candidate. If u_{\max} for a candidate is no less than the given threshold ξ , then the candidate is classified as a high utility coincident pattern and placed in set HUCP.

For example, suppose we want to find all high utility interval-based patterns of Table 2.2 when the threshold is 14, the maximum size of a coincidence Z is 2, and the maximum length of a Lsequence K is 2. For simplicity, suppose all event labels have equal external utilities of 1. Table 3.1 shows the coincidence candidates of size 1 and their maximum utilities and Lsequence-weighted utilizations, which are denoted LWU_2 . At the end of the first round, $\{A\}$ is the only candidate that is added into HUCP because $u_{\max}(\{A\}) \geq 14$.

Table 3.1: HUIPMiner example - coincidence phase

| Candidate | {A} | {B} | {C} | {D} | {E} | {F} |
|------------|-----|-----|-----|-----|-----|-----|
| u_{\max} | 20 | 11 | 9 | 3 | 9 | 3 |
| LWU_2 | 51 | 38 | 51 | 12 | 51 | 13 |

Before the next round is started, coincidence candidates of size 2 are generated. In order to avoid generating too many candidates, we present a pruning strategy, which is based on the following definition.

Definition 18. (*Promising coincidence candidate*) A coincidence candidate c is promising iff $LWU_k(c) \geq \xi$. Otherwise it is unpromising.

Property 1. Let a be an unpromising coincidence candidate and a' be a coincidence. Any superset produced by $\text{coincident-concat}(a, a')$ is of low utility.

Rationale. Property 1 holds by the LDCP property (Theorem 1).

Pruning strategy. Discard unpromising coincidence candidates.

If the LWU_k value of a candidate is less than ξ , the candidate will be discarded since it is unpromising. If the LWU_k value of a candidate is no less than ξ , the candidate is promising and thus it will be added to set P , the set of promising candidates for the current run. The HUIPMiner algorithm also extracts the unique elements of the promising candidates (Line 10). Before the algorithm performs the next round, P is added into WUCP, which is the set of all weighted utilization coincident patterns with sizes up to Z . WUCP is used later

for the serial phase. In our example, the algorithm prunes (discards) $\{D\}$ and $\{F\}$ in the first round because their LWU_2 values are less than 14. Therefore, $\{D\}$ and $\{F\}$ will not be involved in generating candidates for the second round. $\{A\}$, $\{B\}$, $\{C\}$ and $\{E\}$ are identified as promising candidates and added into P . Then, coincidence candidates of size 2 are generated for the next round by calling the *Ccandidate* procedure and sending P and the unique elements as input arguments (Definition 17). The algorithm repeats this procedure until it reaches Z , the maximum pattern size, or no more candidates can be generated. At the end of this phase, the algorithm has found all high utility coincident patterns and stored them in HUCP; it has also found all weighted utilization coincident patterns of maximum size Z such that LWU_k is no less than ξ and stored them in WUCP. In the serial phase, WUCP is used to find the serial patterns.

3.2 The Serial Phase

In the serial phase, the second phase of HUIPMiner (Lines 13-26), serial candidates are generated by concatenating the weighted utilization coincident patterns found in the first phase.

Definition 19. (*Serial concatenation*) Let $L_s = \langle c_1, c_2, \dots, c_n \rangle$ and $L'_s = \langle c'_1, c'_2, \dots, c'_m \rangle$ be two Lsequences. The serial concatenation of L_s and L'_s is defined as $\text{serial-concat}(L_s, L'_s) = \langle c_1, c_2, \dots, c_n, c'_1, c'_2, \dots, c'_m \rangle$. For example, the serial concatenation of two Lsequences $L_s = \langle \{A, B\}, \{A, C\} \rangle$ and $L'_s = \langle \{E\}, \{D, C, F\} \rangle$ is $L_s = \langle \{A, B\}, \{A, C\}, \{E\}, \{D, C, F\} \rangle$.

In the first round of this phase, all serial Lsequence candidates of length 2 are generated. For this purpose, each coincident pattern w in WUCP is used to generate serial Lsequence candidates that start with w as the first coincidence of the Lsequence. This is done by calling the *Scandidate* procedure and sending w and WUCP as input arguments (Definition 19). Then, the algorithm searches each Csequence in the Cdatabase to find matches to serial Lsequence candidates. The search for matches in this phase is more challenging than the search in the coincidence phase. It requires that the order of the coincidences be also taken into account. Therefore, it adds more complexity as the length of the Lsequence increases. After matches are found, as in the coincidence phase, the algorithm calculates the maximum utility u_{\max} and Lsequence-weighted utilization LWU_k of every serial candidate. If u_{\max} for a candidate l is no less than the given threshold ξ , then candidate l is classified as a high utility serial pattern (HUSP). If LWU_k for a serial candidate l is no less than threshold ξ , then l is added into the set of promising candidates P . In order to generate longer serial candidates, the algorithm extracts the unique coincidences located at the k^{th} position of the candidate (last coincidence) and stores them in *NewL*. Next, *Scandidate* procedure generates serial candidates of length 3 for the next round by serially concatenating P and *NewL*. The algorithm repeats these steps until it reaches the maximum length of patterns K or no more candidates can be generated. At the end of this phase, the algorithm has found all high utility serial patterns of lengths up to K and stored them in HUSP. After the serial phase ends, the high utility coincident and serial patterns are sent to the output.

4 Experiments

The HUIPMiner algorithm was implemented in C++11 using the g++ compiler and tested on a desktop computer with a Intel Core 4 CPU 3.2GHz and 32GB memory.

Algorithm 1: HUIPMiner: High Utility Interval-based Pattern Miner

Input: A Csequence database D_s , minimum utility threshold ξ , maximum length $K \geq 1$, maximum size $Z \geq 1$
Output: All high utility interval-based patterns $HUIP$

```
1 Initialize the set of high utility coincident patterns
    $HUCP = \emptyset$ , the set of weighted utilization coincident
   patterns  $WUCP = \emptyset$ ,  $z = 1$ , and  $C^z = \text{all event labels}$ 
2 while  $z \leq Z$  and  $C^z \neq \emptyset$  do
3    $P = \emptyset$ ,  $NewL = \emptyset$ 
4   for each candidate  $c$  in  $C^z$  do
5     Find  $c$  in  $D_s$  and Calculate  $LWU_K(c)$ 
6     if  $u_{\max}(c) \geq \xi$  then
7        $HUCP = HUCP \cup c$ 
8     if  $LWU_K(c) \geq \xi$  then
9        $P = P \cup c$ 
10       $NewL = NewL \cup \{p \mid p \in c\}$ 
11    $WUCP = WUCP \cup P$ 
12    $z = z + 1$ 
13    $C^z = \text{Ccandidate}(P, NewL)$ 
14 Initialize the set of high utility serial patterns  $HUSP = \emptyset$  and
    $k = 2$ 
15 for each weighted utilization pattern  $w$  in  $WUCP$  do
16    $L^k = \text{Scandidate}(w, WUCP)$ 
17   while  $k \leq K$  and  $L^k \neq \emptyset$  do
18      $P = \emptyset$ ,  $NewL = \emptyset$ 
19     for each candidate  $l$  in  $L^k$  do
20       Find  $l$  in  $D_s$  and Calculate  $LWU_K(l)$ 
21       if  $u_{\max}(l) \geq \xi$  then
22          $HUSP = HUSP \cup l$ 
23       if  $LWU_K(l) \geq \xi$  then
24          $P = P \cup l$ 
25          $NewL = NewL \cup \{l^{th} \text{ coincidence in } l\}$ 
26      $k = k + 1$ 
27      $L^k = \text{Scandidate}(P, NewL)$ 
28  $HUIP = HUCP \cup HUSP$ 
```

We used four real-world datasets from various application domains in our experiments to evaluate the performance of HUIPMiner. The datasets include three publicly available datasets namely Blocks [11], Auslan2 [11], ASL-BU [13] and one private dataset called DS. DS dataset obtained from our industrial partner including event labels corresponding to various services offered to customers. An Esequence in this dataset represents a customer receiving the services. Except the private dataset, there are no external utilities associated with the event labels of the public datasets. Therefore, we assume the event labels of these datasets have the same external utilities. The statistics of the datasets are summarized in Table 4.1.

4.1 Performance Evaluation

We evaluate the performance of HUIPMiner on Blocks, Auslan2, ASL-BU, and DS datasets in terms of cost of the execution time and the number of extracted high utility patterns when minimum utility threshold ξ or maximum length of patterns K changes. These two evaluations are shown in Figure 4.1 and Figure 4.2, respectively.

Figure 4.1 shows the evaluation of the HUIPMiner on the datasets

when the minimum threshold changes. In order to test the proposed algorithm under proper stress, the maximum size of patterns Z and the maximum length of patterns K are set to 5 and 4, respectively in this series of experiments. As it can be seen, the algorithm is able to discover high number of HUIPs in a short period of time especially for the smaller datasets. For instance, the algorithm can extract more than 4500 HUIPs in about 60 seconds for Blocks under low minimum utility. It is evident that as the minimum utility threshold increases, the execution time drops exponentially and fewer patterns are discovered. This is more supported especially for larger datasets like ASL-BU and DS. Apart from the way that event intervals are distributed, large number of event labels in ASL-BU are the major factor that contribute in high computational costs for extracting patterns. Similarly, large number of Esequences in DS demands more execution time to extract patterns in this dataset. The results also show that HUIPMiner is effective at finding patterns for small thresholds.

Figure 4.2 shows the evaluation of the HUIPMiner on the four datasets on a log scale with base 10 when the maximum length of patterns K varies between 1 to 4. In these series of experiments, the maximum size of patterns Z is set to 5 while a small minimum utility threshold ξ is used to benchmark the algorithm. The execution time of HUIPMiner in seconds is shown on the left and the number of patterns discovered by HUIPMiner is presented on the right of Figure 4.2. As shown in Figure 4.2, HUIPMiner discovers a high number of HUIPs from Blocks in a short time when the minimum utility threshold is set to 0.026. The algorithm performs similarly on Auslan2 under the minimum threshold of 0.015. The same experiments on ASL-BU and DS shows that patterns are discovered at lower speeds than the two other datasets, when the minimum threshold are set to 0.1 and 0.05, respectively. It can be seen that K plays an important role in both the execution time of the algorithm and the number of extracted patterns. As the maximum length of patterns K increases, the execution time increases and more patterns are discovered.

In general, the performance of the algorithm depends on the dataset characteristics (mentioned in Table 4.1) as well as the parameters used in the experiments (Z , K , ξ). The experiments show that HUIPMiner can successfully pass the stress tests and extract high utility patterns from the datasets with different characteristics under the various parameters setup.

4.2 Effect of pruning strategies

The computational cost of the proposed pruning strategy is also evaluated. We compare our pruning strategy, which is based on LDCP property, against the pruning strategy that is based on SDCP property and also against the execution of HUIPMiner when no pruning strategy is applied. Figure 4.3a shows these comparisons on the Blocks dataset with a minimum threshold $\xi = 0.026$. The LDCP based pruning strategy is a dominant winner on this dataset in comparison with no pruning. LDCP is also more efficient than SDCP especially when the maximum length of patterns increases. This is further supported in Fig 4.3b where LDCP is compared against SDCP on the Auslan2 dataset.

5 CONCLUSIONS AND FUTURE WORK

Mining sequential patterns from interval-based data is more challenging than mining from point-based data due to the existence of complex temporal relations among events. High utility mining adds even more complexity into the problem as the downward closure property does not hold. In this paper, we proposed the co-

Table 4.1: Statistical information about datasets

| Dataset | # Event Intervals | # Esequences | Esequence Size | | | # Labels | Interval Duration | | | | External Utility | | |
|---------|-------------------|--------------|----------------|-----|-----|----------|-------------------|------|-----|------|------------------|-----|-----|
| | | | min | max | avg | | min | max | avg | stdv | min | max | avg |
| Blocks | 1207 | 210 | 3 | 12 | 6 | 8 | 1 | 57 | 17 | 12 | 1 | 1 | 1 |
| Auslan2 | 2447 | 200 | 9 | 20 | 12 | 12 | 1 | 30 | 20 | 12 | 1 | 1 | 1 |
| ASL-BU | 18250 | 874 | 3 | 40 | 17 | 216 | 3 | 4468 | 594 | 590 | 1 | 1 | 1 |
| DS | 71416 | 10017 | 4 | 14 | 8 | 15 | 1 | 484 | 70 | 108 | 10 | 28 | 18 |

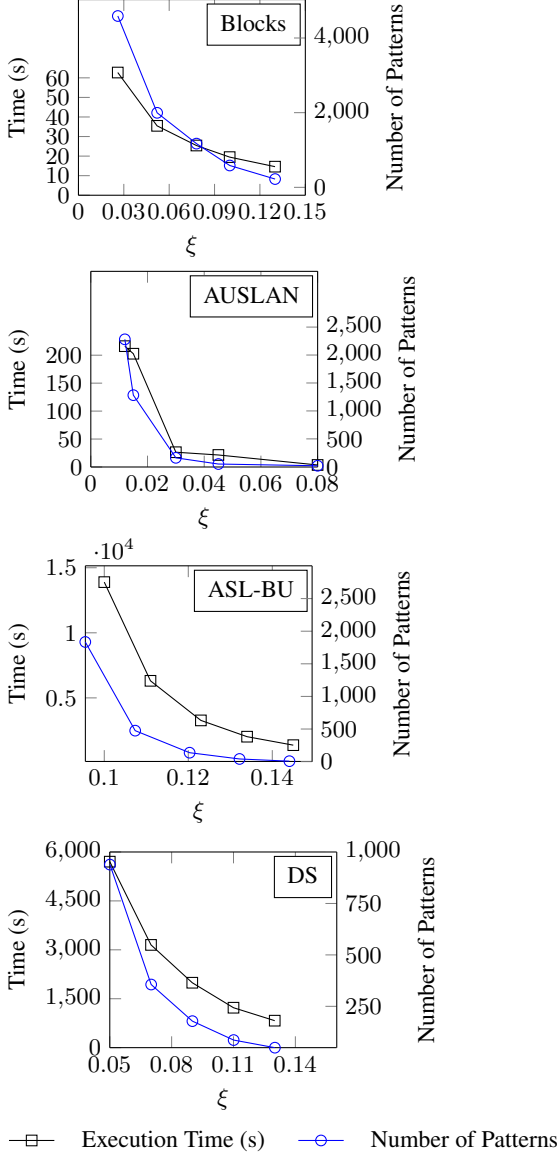


Figure 4.1: Evaluation of execution time and number of patterns under various minimum thresholds

incidence eventset representation to express the temporal relations among events along with the duration of events. This representation simplifies the description of complicated temporal relations without losing information. We incorporated the concept of utility into interval-based data and provided a novel framework for mining high utility interval-based sequential patterns. An effective algorithm

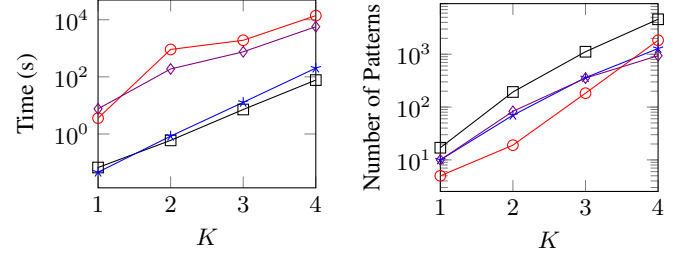


Figure 4.2: Execution time in seconds (left) and number of patterns (right) on a log scale with base 10

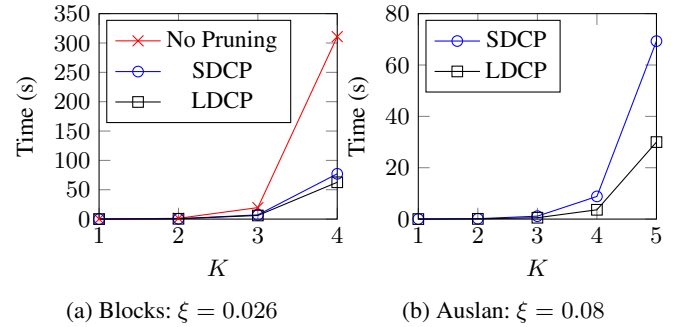


Figure 4.3: Effect of pruning strategies (left) and comparison of LDCP against SDCP (right)

named HUIPMiner was proposed to mine patterns. Furthermore, in order to mine the dataset faster, a pruning strategy based on LDCP was proposed to decrease the search space. Experimental evaluations have shown that HUIPMiner is able to identify patterns with low minimum utility.

The topic of utility mining in interval-based sequential data should be explored further in the future. For instance, more industries could take advantage of the utility concept to answer their monetary or non-monetary considerations. For example, in medical, alternatives for a treatment, which have the same consequences, may have different utilities. These alternatives are sometimes obscure especially in large datasets including patients with long-lasting diseases. Managers may utilize the high utility patterns in making decisions about increasing the profits or reducing the costs of the business. Scientists can also benefit from the patterns differently.

ACKNOWLEDGEMENTS

This work was supported by grants 514906-17 from ISM Canada and the Natural Sciences and Engineering Research Council of Canada. We would like to cordially thank Rahim Samei for his advice on the theoretical analysis of the paper.

REFERENCES

- [1] Chowdhury Farhan Ahmed, Syed Khairuzzaman Tanbeer, and Byeong-Soo Jeong, 'A novel approach for mining high-utility sequential patterns in sequence databases', *ETRI Journal*, **32**(5), 676–686, (2010).
- [2] James F Allen, 'Maintaining knowledge about temporal intervals', *Communications of the ACM*, **26**(11), 832–843, (1983).
- [3] Yi-Cheng Chen, Ji-Chiang Jiang, Wen-Chih Peng, and Suh-Yin Lee, 'An efficient algorithm for mining time interval-based patterns in large database', in *Proceedings of the 19th ACM International Conference on Information and Knowledge Management*, pp. 49–58. ACM, (2010).
- [4] Yi-Cheng Chen, Wen-Chih Peng, and Suh-Yin Lee, 'Mining temporal patterns in time interval-based data', *IEEE Transactions on Knowledge and Data Engineering*, **27**(12), 3318–3331, (2015).
- [5] Jiawei Han, Jian Pei, Behzad Mortazavi-Asl, Qiming Chen, Umeshwar Dayal, and Mei-Chun Hsu, 'FreeSpan: Frequent pattern-projected sequential pattern mining', in *Proceedings of the Sixth ACM SIGKDD International Conference on Knowledge Discovery and Data Mining*, KDD '00, pp. 355–359, New York, NY, USA, (2000). ACM.
- [6] Jiawei Han, Jian Pei, Behzad Mortazavi-Asl, Helen Pinto, Qiming Chen, Umeshwar Dayal, and MC Hsu, 'PrefixSpan: Mining sequential patterns efficiently by prefix-projected pattern growth', in *Proceedings of the 17th International Conference on Data Engineering*, pp. 215–224, (2001).
- [7] Jiawei Han, Jian Pei, and Yiwen Yin, 'Mining frequent patterns without candidate generation', in *ACM SIGMOD Record*, volume 29, pp. 1–12. ACM, (2000).
- [8] Jen-Wei Huang, Bijay Prasad Jaysawal, Kuan-Ying Chen, and Yong-Bin Wu, 'Mining frequent and top-k high utility time interval-based events with duration patterns', *Knowledge and Information Systems*, 1–29, (2019).
- [9] Robert Kosara and Silvia Miksch, 'Visualizing complex notions of time', *Studies in Health Technology and Informatics*, (1), 211–215, (2001).
- [10] Ye Liu, Liqiang Nie, Li Liu, and David S Rosenblum, 'From action to activity: Sensor-based activity recognition', *Neurocomputing*, **181**, 108–115, (2016).
- [11] Fabian Mörchen and Dmitriy Fradkin, 'Robust mining of time intervals with semi-interval partial order patterns', in *Proceedings of the 2010 SIAM International Conference on Data Mining*, pp. 315–326. SIAM, (2010).
- [12] Fabian Mörchen and Alfred Ultsch, 'Efficient mining of understandable patterns from multivariate interval time series', *Data Mining and Knowledge Discovery*, **15**(2), 181–215, (2007).
- [13] Panagiotis Papapetrou, George Kollios, Stan Sclaroff, and Dimitrios Gunopulos, 'Mining frequent arrangements of temporal intervals', *Knowledge and Information Systems*, **21**(2), 133, (2009).
- [14] Dhaval Patel, Wynne Hsu, and Mong Li Lee, 'Mining relationships among interval-based events for classification', in *Proceedings of the 2008 ACM SIGMOD International Conference on Management of Data*, SIGMOD '08, pp. 393–404, New York, NY, USA, (2008). ACM.
- [15] Ramakrishnan Srikant and Rakesh Agrawal, 'Mining sequential patterns: Generalizations and performance improvements', *Advances in Database Technology—EDBT'96*, 1–17, (1996).
- [16] Cheng-Wei Wu, Yu-Feng Lin, Philip S Yu, and Vincent S Tseng, 'Mining high utility episodes in complex event sequences', in *Proceedings of the 19th ACM SIGKDD International Conference on Knowledge Discovery and Data Mining*, pp. 536–544. ACM, (2013).
- [17] Shin-Yi Wu and Yen-Liang Chen, 'Mining nonambiguous temporal patterns for interval-based events', *IEEE Transactions on Knowledge and Data Engineering*, **19**(6), (2007).
- [18] Hong Yao and Howard J Hamilton, 'Mining itemset utilities from transaction databases', *Data & Knowledge Engineering*, **59**(3), 603–626, (2006).
- [19] Junfu Yin, Zhigang Zheng, and Longbing Cao, 'USpan: An efficient algorithm for mining high utility sequential patterns', in *Proceedings of the 18th ACM SIGKDD International Conference on Knowledge Discovery and Data Mining*, pp. 660–668. ACM, (2012).
- [20] Mohammed J Zaki, 'SPADE: An efficient algorithm for mining frequent sequences', *Machine Learning*, **42**(1), 31–60, (2001).