

Siamese Networks for Large-Scale Author Identification

Chakaveh Saedi

CHAKAVEH.SAEDI@HDR.MQ.EDU.AU

Mark Dras

MARK.DRAS@MQ.EDU.AU

Macquarie University, Department of Computing, Sydney, Australia

Abstract

Authorship attribution is the process of identifying the author of a text. Classification-based approaches work well for small numbers of candidate authors, but only similarity-based methods are applicable for larger numbers of authors or for authors beyond the training set. While deep learning methods have been applied to classification-based approaches, current similarity-based methods only embody static notions of similarity. Siamese networks have been used to develop learned notions of similarity in one-shot image tasks, and also for tasks of semantic relatedness in NLP. We examine their application to the stylistic task of authorship attribution, and show that they can substantially outperform both classification- and existing similarity-based approaches on datasets with large numbers of authors.

1. Introduction

Authorship attribution is the task of identifying the author of a text, with real-world applications in e.g. law enforcement (Koppel, Schler, & Messeri, 2008) and recommender systems (Alharthi, Inkpen, & Szpakowicz, 2018). This has included some publicly prominent use of computational methods, in uncovering the true identity of author Robert Galbraith.¹

Apart from early statistical methods, approaches to authorship attribution can be divided into classification-based and similarity-based (Stamatatos, 2009). Classification-based approaches standardly use machine learning, are the most common, and now include techniques using deep learning (Ruder, Ghaffari, & Breslin, 2016). These have successfully tackled basic versions of the problem, mostly with small numbers (< 50) of authors. Similarity-based approaches are better suited to large numbers of candidate authors; there are fewer of them, notably the Writprints method of Abbasi and Chen (2008) and the method of Koppel, Schler, and Argamon (2011), with the latter the core of two of the winners of PAN authorship shared tasks² (Seidman, 2013; Khonji & Iraqi, 2014) and a standard inference attacker for the PAN shared task on authorship obfuscation. Koppel et al. (2011) also note that reducing authorship attribution to instances of the binary *authorship verification* problem — determining if a given document is by a particular author or not — permits authorship attribution in cases where the author is not one of the known candidates, and is more naturally suited to similarity-based models. However, existing methods use only a static notion of similarity over fixed features, rather than a learned one.

Deep learning *semantic* similarity models have been used extensively for various NLP tasks like QA and image captioning (e.g. the DSSM models of Yih, He, and Meek (2014) and Fang, Gupta, Iandola, Srivastava, Deng, Dollr, Gao, He, Mitchell, Platt, Zitnick, and Zweig

1. JK Rowling, writing in a new genre: <https://on.natgeo.com/2RNvkWq>

2. <https://pan.webis.de/>

(2015), resp.), duplicate question detection (Rodrigues, Saedi, Maraev, Silva, & Branco, 2017), and semantic composition (Cheng & Kartsaklis, 2015). Paper de-anonymization in the field of scholarly data by using a content-aware and meta-path augmented metric learning model on the academic network³ (Zhang, Huang, Yu, Zhang, & Chawla, 2018). We investigate whether models can be built for *stylistic* similarity. A task that has parallels to our own comes from image processing: Koch, Zemel, and Salakhutdinov (2015) use Siamese networks to learn a notion of similarity between images, where the generality of this notion is evaluated via one-shot recognition. We define the first deep learning similarity models for the stylistic task of authorship attribution, using Siamese networks, and evaluate them in both known-author and one-shot learning contexts. We show that they outperform both a strong classification-based baseline and, in one-shot contexts, the key similarity-based method of Koppel et al. (2011), on datasets with large numbers of authors.

2. The Model

Siamese networks were first used for verifying signatures, by framing it as an image matching problem (Bromley, Guyon, LeCun, Säcker, & Shah, 1994). The key features of the Siamese network were that it consisted of twin sub-networks, linked together by an energy function (Fig 1). The weights on the sub-networks are tied, so that the sub-networks are always identical: inputs are then mapped into the same space, and the energy function represents some notion of distance between them. Siamese networks were updated for deep learning by Koch et al. (2015) for the task of general image recognition. The sub-networks were convolutional neural networks (CNNs), and to the outputs of the final layers of these CNNs the weighted L_1 distance was calculated and a sigmoid activation applied; a cross-entropy objective was then used in training.

Our architecture follows the basic structure of Koch et al. (2015), with the target of producing similarity scores for texts such that texts by the same authors have high scores and those by different authors have lower scores. Details:

Sub-networks We also used CNNs here, in line with the observation of Kim (2014) that CNNs are good at text classification. Our architecture is similar to that of Ruder et al. (2016), a high-performing CNN classification approach to authorship attribution. The input for our main model is character-level: Ruder et al. (2016) found that character-level input almost always worked best, and the representation is also character-level in Koppel et al. (2011), in line with the observations of Kešelj, Peng, Cercone, and Thomas (2003) about stylistic authorship classification; but we do also examine the effect of choosing word-level input. Each CNN consists of an embedding layer, four convolutional layers, and a dense layer. The activation functions are tanh for convolutional layers and sigmoid for dense layers.

Distance functions Koch et al. (2015) considered both the L_1 and L_2 distances between the outputs of the final layers of their sub-networks (vectors v_1, v_2 in our Fig 1), and found that L_1 worked better for their image matching task. We use this same function; when applied to our CNN sub-networks described above, we refer to the architecture as SIAM $_{L_1}$.

3. They employ distance metric learning to model author pairs as well as paper content embeddings

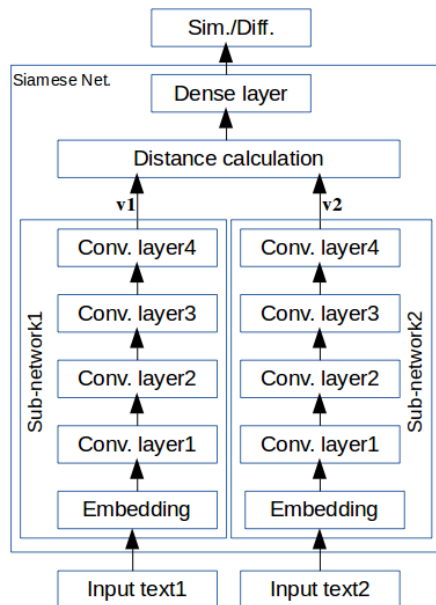


Figure 1: Siamese network architecture.

We also observe, however, that in text-related tasks cosine similarity is commonly used: this is the measure used in Koppel et al. (2011) and in the DSSM models noted in §1. We therefore introduce a variant of SIAM_{L_1} where the distance calculation is the complement of the cosine similarity between v_1 and v_2 , similar to Rodrigues et al. (2017). As this is a scalar quantity, there is no final dense layer. We refer to this architecture as SIAM_{COS} .

3. Experimental Setup

3.1 Evaluation Framework

Known Author vs One-Shot We consider two types of evaluation. The first is the one-shot evaluation of Koch et al. (2015). Here the set of authors in the test set is *disjoint* with respect to the authors in the training set. Classification approaches do not apply here, as there is no way to build a model of a previously unseen author. Similarity approaches will only work to the extent that they embody general notions of stylistic similarity between authors. We refer to this as the **ONESHOT** setup. In **ONESHOT**, the training set consists of 2/3 of the authors, as described below.

The second type of evaluation is common in authorship attribution: while the texts in the training and test sets are different, the same set of authors is represented in both. We refer to this as the **KNOWNAUTH** setup. Classification approaches are applicable here, as well as similarity; for the similarity approaches, what they embody could involve both properties of specific authors and general models of authorial similarity. In **KNOWNAUTH**, the training set consists of 3/4 of the texts.

Verification vs N-way As in Koch et al. (2015), we begin with the task of *verification*: Are two texts by the same author? We use this solely to investigate how our Siamese models perform on their fundamental task of scoring similar authors high and different authors low.

The main task, also framed as in Koch et al. (2015), is *N-way* evaluation: Given a text T by author \mathcal{A} , select the text out of N candidates that is also by \mathcal{A} ; there will be exactly one by \mathcal{A} among the N .

The N -way evaluation applies to both KNOWNAUTH and ONESHOT frameworks. The similarity approaches choose the candidate from among the N that has the highest similarity score to T . For the classification approach in KNOWNAUTH (§3.3), the candidate that is chosen is the author whose score in the output layer among the N is the highest.

3.2 Data

Datasets There are several datasets previously employed for author identification, including various PAN datasets;⁴ the Enron emails corpus; a set of IMDB reviews; and the Blog Authorship Corpus (Schler, Koppel, Argamon, & Pennebaker, 2006), a large sample of personal blogs collected from `blogspot.com`.⁵

We use the last of these as it includes a sufficiently large number of authors for our purposes: we extracted a subset of 1950 authors that contains all blogs with at least 1500 words, and retain as the text the first 1000 words. The average number of samples per author is 2.83, and the average vocabulary size under character-level tokenization is 270. We refer to this dataset as BL-2K.

In addition, we use a more recent dataset put together by Fernandes, Dras, and McIver (2019). Like the PAN 2018 attribution task, it consists of fanfiction; we choose this dataset as it has more authors. It was collected from `fanfiction.net` from the five most popular fandoms (“Harry Potter”, “Hunger Games”, “Lord of the Rings”, “Percy Jackson and the Olympians” and “Twilight”).⁶ We observe that having authors writing on similar topics (within a small number of “fandoms”) means that methods cannot rely on topic cues. From this we have put together 4 subsets of varying numbers of randomly chosen authors (100, 1K, 5K and 10K). Each text consists of 2000 words. The average number of samples per author is 2.1, and the average vocabulary size under character-level tokenization is 365. We will refer to these datasets as FF- n , where n is the number of authors.

For all datasets, we did not employ any specific pre-processing such as lemmatization or lower-casing, nor did we replace digits, letters or punctuation, as these can be indicators of authorship.

Training Data To produce a reasonable number of samples, we divide each text into 8 pieces. In order to generate same/different author pairs for training the Siamese networks, the pieces are divided into 4 chunks, which are then paired (Appendix A gives details of the data preparation and resulting number of pairs). The final train and test sets are balanced

4. While the PAN datasets have been used by a number of authors, they are small for our many-author setup (the largest has 180 authors) and too small to train a deep learning model. With respect to using a model trained on a different domain, cross-domain authorship attribution is very much an open problem (Kestemont, Tschuggnall, Stamatatos, Daelemans, Specht, Stein, & Potthast, 2018).

5. <http://u.cs.biu.ac.il/~koppel/BlogCorpus.htm>

6. Available from the authors of Fernandes et al. (2019).

DB	SIAM L_1	SIAM COS
FF-100	0.553	0.504
FF-1K	0.980	0.947
FF-5K	0.982	0.960
FF-10K	0.982	0.958
BL-2K	0.958	0.935

Table 1: Verification: accuracy on FF, BL-2K datasets.

in the number of similar and different pairs. We keep 10% of the training set for validation data.

Test Data and Evaluation Metric For N -way evaluation, we randomly create 500 sets of N -way authors from the appropriate test set (KNOWNAUTH or ONSHOT), and we calculate the accuracy in predicting the correct author. Final results are based on the average of three runs of different sets of 500. For verification, we report results on all elements of the test set.

3.3 Baselines

Similarity As noted in §1, the most prominent authorship similarity-based method is by Koppel et al. (2011). To our knowledge, this is the only available method that can be used in our one-shot experimental setup.⁷ The method represents texts by vectors of space-free character 4-grams, and then repeatedly samples features from these vectors and takes the cosine similarity between the vectors consisting of these sampled features; Koppel and Winter (2014) later found that the Ruzicka metric produced better results. We used as a starting point code from a reproducibility study (Potthast, Braun, Buz, Duffhauss, Friedrich, Gülzow, Köhler, Löttsch, Müller, Müller, Paßmann, Reinke, Rettenmeier, Rometsch, Sommer, Träger, Wilhelm, Stein, Stamatatos, & Hagen, 2016); we reimplemented it to improve performance. We refer to this as KOPPEL.

Classification As noted in §2, the sub-networks in our Siamese architecture are similar to the high-performing method of Ruder et al. (2016) (see §5). We use an individual sub-network as our classification architecture. We refer to this as CNN.

As another baseline, we consider the type of approach based on language model pre-training that has recently come to dominate performance in many NLP tasks. In these, pre-trained language representations can be used either as additional features in a task-specific architecture (e.g. ELMo: Peters, Neumann, Iyyer, Gardner, Clark, Lee, and Zettlemoyer (2018)) or via transfer learning and the fine-tuning of parameters for a specific task (e.g. GPT: Radford, Narasimhan, Salimans, and Sutskever (2018)). BERT (Devlin, Chang, Lee, & Toutanova, 2019) is an approach that in 2019 has produced state-of-the-art performance on a range of NLP tasks set up as the GLUE benchmark⁸ (Wang, Singh, Michael, Hill,

7. The other main method (Abbasi & Chen, 2008) appears not to have an available implementation or sufficient detail for reimplementing.

8. <https://gluebenchmark.com/>

Levy, & Bowman, 2018): it gave the best performance on all tasks in this suite, including sentiment classification, prediction of grammatical acceptability, textual similarity, paraphrase, and natural language inference; improvements on many of the tasks were quite large with respect to previous state of the art. Later analysis (Tenney, Das, & Pavlick, 2019) has shown that BERT can perform across levels of linguistic analysis, from low (e.g. part-of-speech tagging) to high (e.g. semantic roles).

We therefore use BERT fine-tuned for our classification task as our second baseline. We do this by feeding the output of BERT to a dense layer, and carrying out a small amount of extra training.

3.4 Implementation Details

Siamese Networks In terms of structure, each sub-network consists of an embedding layer, four convolutional layers, and a dense layer (resp. Emb, Conv n , D in Table 2).

Type	Emb	Conv1	Conv2	Conv3	Conv4	D
Size	300	350	300	250	250	400
Filter Size		1	2	3	3	

Table 2: Network parameters

The Siamese networks are trained on the verification task, for at most 25 epochs. All initializations are random, and training is restarted if after the 10th epoch the verification accuracy is smaller than 0.5.

The epoch we select for the final result is the second or third best in verification accuracy on the validation set, whichever has the lower validation loss. (We observed on validation data that the epoch with the best N -way accuracy was earlier than the epoch with the best verification accuracy.)

The hyper-parameters are 0.0005 as learning rate, Adam as optimizer, and batch size of 25.

Koppel KOPPEL has few parameters. The maximum number of character 4-grams is set to 20,000 as in the replication code; the actual number of character 4-grams in our data is always lower than this. The replication code samples 50% of the features, and repeats this 100 times, which Koppel et al. (2011) found to produce good results. The replication code also by default uses the Ruzicka metric rather than cosine similarity (which we also found to perform better). There is an additional parameter σ , a threshold for a ‘don’t know’ option; we always make a choice, and so set σ to be 0.

We reimplemented the replication code to be more efficient, in order to run on larger numbers of authors: the replication code did not, for example, have efficient implementations of vector arithmetic. We verified that the replication code and our reimplementations performed the same on the PAN 2011 and 2012 and FF-100 datasets. Results in the paper are all from our reimplementations.

CNN The CNN classification model is trained for at most 150 epochs, and the epoch with the best validation accuracy across all classes is selected.

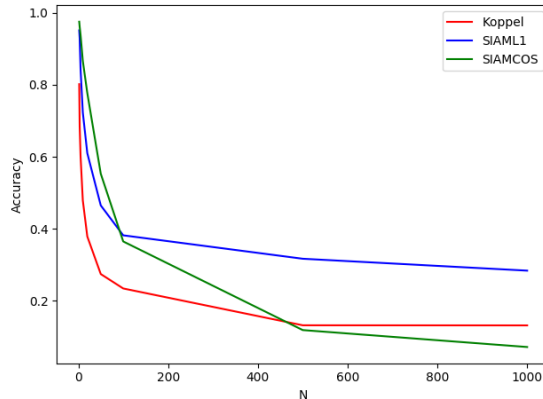


Figure 2: Results on FF-5K under the ONESHOT scenario: accuracy under N -way classification.

BERT To fine-tune BERT for authorship attribution, we trained for 3 epochs, as did Devlin et al. (2019) for all GLUE benchmark tasks. BERT takes as input sentences, so we segmented our input at the period character. (Other segmentations produced similar results, although they declined more steeply for larger N .)

4. Experimental Results

4.1 Verification

Table 1 gives the results for author verification for our two Siamese variants. As expected, accuracy improves with more training data: it starts at essentially random when there are only 100 authors to learn a notion of similarity from, increasing rapidly when there are 1000 authors to 0.980 for SIAM_{L_1} and 0.947 for SIAM_{COS} ; there is no improvement for 10000 authors. SIAM_{L_1} is better at all sizes than SIAM_{COS} . The scores on BL-2K are slightly lower than might be expected from the number of authors.

4.2 N -Way One-Shot

The verification results above indicate that 100 authors do not provide enough data for the Siamese networks to train, and that results for 10000 authors are no better than for 5000 authors. For the N -way one-shot scenario, then, Table 3 presents results for FF-1K, FF-5K and BL-2K. We make the following observations:

- All results are much higher than chance ($= 1/N$), and naturally degrade as N increases.
- For small to moderate N , both Siamese networks are clearly better than KOPPEL. On FF-5K, only SIAM_{L_1} continues to be better, and still by quite a large margin: Figure 2 illustrates this trend.
- SIAM_{COS} in each case starts off the highest, but drops the most.

	N	KOPPEL	SIAM $_{L_1}$	SIAM $_{\text{COS}}$
FF-1K	2	0.826	0.941	0.973
	3	0.717	0.907	0.950
	5	0.653	0.855	0.904
	10	0.509	0.731	0.820
	20	0.407	0.583	0.699
	50	0.285	0.407	0.481
	100	0.220	0.325	0.313
	300	0.148	0.275	0.123
FF-5K	2	0.802	0.951	0.975
	3	0.685	0.929	0.961
	5	0.601	0.843	0.938
	10	0.479	0.723	0.866
	20	0.379	0.610	0.777
	50	0.275	0.465	0.553
	100	0.235	0.382	0.365
	500	0.132	0.317	0.119
	1000	0.132	0.284	0.072
BL-2K	2	0.838	0.925	0.966
	3	0.732	0.895	0.921
	5	0.659	0.809	0.883
	10	0.579	0.680	0.786
	20	0.461	0.551	0.663
	50	0.401	0.431	0.469
	100	0.345	0.373	0.324
	500	0.226	0.266	0.087

Table 3: Results under the ONESHOT scenario on FF-1K, FF-5K and BL-2K: N -way classification accuracy.

- KOPPEL performs relatively better on BL-2K (which was its original test corpus), comparing like N s against the performance of KOPPEL on the other corpora; it fits with the small relative drop in performance of the Siamese networks found in the verification results in Table 1. This may be because the original texts were smaller.

Model Alternatives In addition to the architectural choices described in §2, we also tried word-level inputs, and these as expected performed consistently worse indicating stylistic features can be better identified through characters. Table 4 shows a comparison between word- and character-level inputs on FF-1K under SIAM_{L_1} . It is apparent that the difference is large and gets dramatically larger as N increases. In the pre-deep-learning era, Kešelj et al. (2003) argued that character-level representations better capture stylistic characteristics for authorship; this is supported by these results.

N	2	3	5	10	100
Word	0.624	0.436	0.280	0.142	0.018
Char	0.941	0.907	0.855	0.731	0.325

Table 4: N -way accuracy under word- and character-level inputs on FF-1K

We also considered both L_2 as a variant of SIAM_{L_1} and the Ruzicka or minmax metric as a variant of SIAM_{COS} , as this latter has been found to be an improvement of Koppel et al. (2011) by Koppel and Winter (2014). Again, results were consistently poorer and we do not present them.

4.3 N -Way Known Author

Table 5 shows the results under the KNOWNAUTH scenario: we chose the smallest of the three datasets from Table 3, FF-1K, so that the classification approach would be competitive.

- For the smallest case, of $N = 2$, CNN classification does better than the traditional KOPPEL similarity, although it degrades much more quickly as N gets large: this conforms to the general belief that similarity methods work better for large numbers of authors.
- BERT follows a similar pattern. It starts slightly lower than CNN — as it uses word-level representations, this is not unexpected, in spite of its strong performance on other tasks — but degrades more slowly.
- Our new methods, SIAM_{L_1} and SIAM_{COS} , behave similarly to the ONESHOT scenario. SIAM_{COS} starts as the highest at $N = 2$, but degrades fastest; it outperforms other methods until at least $N = 10$. After this point KOPPEL is the best.
- Comparing Table 3 and Table 5, it can be seen that the Siamese scores are uniformly lower for equivalent N . This is because the network receives as input only 3/4 of the data per author (with 1/4 held out for KNOWNAUTH testing). We would expect that with quantities of training text per author that are similar to the ONESHOT scenario, we would see the same higher levels of accuracy for the Siamese methods.

N	CNN	BERT	KOPPEL	SIAM L_1	SIAM COS
2	0.855	0.828	0.816	0.826	0.890
3	0.728	0.848	0.717	0.756	0.836
5	0.601	0.627	0.625	0.624	0.754
10	0.488	0.516	0.523	0.496	0.612
50	0.242	0.262	0.331	0.270	0.200
100	0.172	0.214	0.307	0.246	0.096
500	0.083	0.100	0.210	0.164	0.026

Table 5: Results under the KNOWNAUTH scenario on FF-1K: N -way classification accuracy.

5. Related Work

Stamatatos (2009) surveys approaches up until 2009. Much work on authorship identification since then has appeared in PAN shared tasks: the years with attribution setups like this paper were 2011, 2012 and 2018. These attribution tasks have required choosing among small numbers of authors, e.g. 3 for 2012 (Juola, 2012) up to 20 for 2018 (Kestemont et al., 2018). For the most part systems in these tasks use conventional ML: the 2018 winner used an ensemble classifier (Custódio & Paraboni, 2018) and the runner-up a linear SVM (Muraier, Tschuggnall, & Specht, 2018). As noted in §1, two earlier winners in non-attribution setups (Seidman, 2013; Khonji & Iraqi, 2014) were based on the similarity approach of Koppel et al. (2011), which we used as a baseline. Another exception to conventional ML was the 2015 winner, Bagnall (2015), using an RNN-based classifier with shared state but different softmax layer for each author: the architecture is not generally applicable.

Outside the PAN framework, some work is specific to certain authorship contexts and not purely stylistic: e.g. Chen and Sun (2017) and Zhang et al. (2018) on scientific authorship, incorporating publication content and references. Notable work on purely stylistic authorship identification, as in this paper, included the use of LDA by Seroussi, Zukerman, and Bohnert (2011), both within an SVM and using Hellinger distance, to handle large numbers of authors; this was extended in Seroussi, Zukerman, and Bohnert (2014). In another experiment, (Mohsen, El-Makky, & Ghanem, 2016) work with character n-grams of different length to capture writing style, same as many other mentioned studies. They extracted a subset of these features by employing stack denoising auto encoder (SDAE); finally an SVM performs classification. They use a subset of the Reuters corpus with 50 authors each one having 100 samples texts. In the same year, in an study focusing on author identification of short pieces of texts but not including many classes, using a network of co-occurrence words, they model the writing style of authors. Each piece of text is represented with a vector built upon the graph. Classification is done via SVM and KNN. They compare the robustness of complex network measurements and graph embedding techniques, graph2vec and node2vec (Grover & Leskovec, 2016) on a classification task of 13 authors (Cruz, 2019). Ruder et al. (2016) proposed a CNN model which outperformed Seroussi et al. (2011) and various other conventional ML approaches on up to 50 authors; we hence used it as a second baseline.

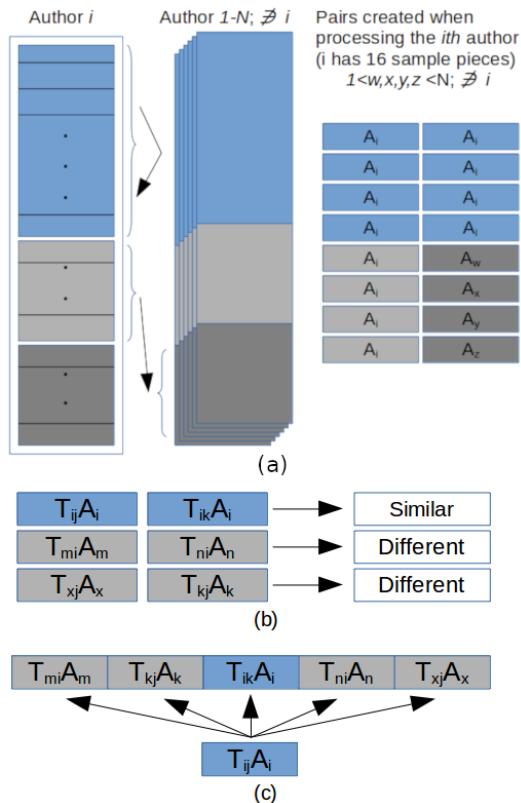


Figure 3: Schematic view of (a) how pieces are randomly paired to create similar and different entries for train and test. (b) Test-set data for binary classification (author verification). (c) One set of 5-way-1-shot task randomly selected from test-set; where $T_{ij}A_i$ stands for the j th piece written by the i th author.

6. Conclusion

In this work we have presented the first deep Siamese network architecture to perform large-scale stylistic author attribution. Our system learns a general notion of authorship, strongly outperforming the key similarity-based method in one-shot N -way evaluation, and also performs well in a known-author context. Interestingly, for large numbers of authors, the L_1 metric that is more common in image processing works better in a Siamese network than the cosine measure typically used in NLP semantic similarity.

Further work could explore other architectures used for one-shot tasks in image processing, such as the matching networks of Vinyals, Blundell, Lillicrap, Kavukcuoglu, and Wierstra (2016).

Appendix A. Data Preparation

Training Data To produce a reasonable number of samples, we divide each text into 8 pieces; if there are N authors and M documents per author, this gives $8 \times N \times M$ pieces.

In order to generate same/different author pairs for training the Siamese networks, the pieces are divided into 4 chunks. Pieces included in the first two chunks for an author \mathcal{A} (colored blue in Figure 3(a)) are randomly paired together to create same-author pairs. For different-author pairs, pieces in the third chunk (light gray in Figure 3(a)) for author \mathcal{A} are paired with pieces in the fourth chunk (dark gray in Figure 3(a)) for some other author \mathcal{B} ; both selections (of author \mathcal{B} and of sample piece) are randomized. In this way, we make sure none of the samples forming similar pairs are used more than once. Figure 3(b) illustrates a schematic train/test-set where $T_{ij}A_i$ stands for the j th piece written by the i th author.

Table 6 shows the number of pairs making up these datasets.

dataset	KNOWNAUTH		ONESHOT	
	Train	Test	Train	Test
FF-100	600	200	520	280
FF-1K	6044	2010	5350	2700
FF-5K	32350	10658	29650	13700
FF-10K	69710	22818	64670	29120
BL-2K	13410	2580	12730	6380

Table 6: Number of pairs included in the train and test sets for the Siamese network.

References

- Abbasi, A., & Chen, H. (2008). Writeprints: A Stylometric Approach to Identity-Level Identification and Similarity Detection in Cyberspace. *ACM Transactions on Information Systems*, 26(2).
- Alharthi, H., Inkpen, D., & Szpakowicz, S. (2018). Authorship identification for literary book recommendations. In *Proceedings of the 27th International Conference on Computational Linguistics*, pp. 390–400.
- Bagnall, D. (2015). Author identification using multi-headed recurrent neural networks. *arXiv preprint arXiv:1506.04891*.
- Bromley, J., Guyon, I., LeCun, Y., Säckinger, E., & Shah, R. (1994). Signature verification using a “siamese” time delay neural network. In *Advances in neural information processing systems*, pp. 737–744.
- Chen, T., & Sun, Y. (2017). Task-guided and path-augmented heterogeneous network embedding for author identification. In *Proceedings of the Tenth ACM International Conference on Web Search and Data Mining*, pp. 295–304. ACM.
- Cheng, J., & Kartsaklis, D. (2015). Syntax-Aware Multi-Sense Word Embeddings for Deep Compositional Models of Meaning. In *Proceedings of the 2015 Conference on Empirical Methods in Natural Language Processing*, pp. 1531–1542, Lisbon, Portugal. Association for Computational Linguistics.
- Cruz, L. (2019). Authorship recognition with short-text using graph-based techniques. In *Proceedings of the 2019 Workshop on Widening NLP*, pp. 153–156.

- Custódio, J. E., & Paraboni, I. (2018). Each-usp ensemble cross-domain authorship attribution. *Working Notes Papers of the CLEF*.
- Devlin, J., Chang, M.-W., Lee, K., & Toutanova, K. (2019). BERT: Pre-training of deep bidirectional transformers for language understanding. In *Proceedings of the 2019 Conference of the North American Chapter of the Association for Computational Linguistics: Human Language Technologies, Volume 1 (Long and Short Papers)*, pp. 4171–4186, Minneapolis, Minnesota. Association for Computational Linguistics.
- Fang, H., Gupta, S., Iandola, F. N., Srivastava, R. K., Deng, L., Dollr, P., Gao, J., He, X., Mitchell, M., Platt, J. C., Zitnick, C. L., & Zweig, G. (2015). From captions to visual concepts and back. In *CVPR*, pp. 1473–1482. IEEE Computer Society.
- Fernandes, N., Dras, M., & McIver, A. (2019). Generalised Differential Privacy for Text Document Processing. In *Proceedings of Principles of Security and Trust (POST)*.
- Grover, A., & Leskovec, J. (2016). node2vec: Scalable feature learning for networks. In *Proceedings of the 22nd ACM SIGKDD international conference on Knowledge discovery and data mining*, pp. 855–864. ACM.
- Juola, P. (2012). An overview of the traditional authorship attribution subtask.. In *CLEF (Online Working Notes/Labs/Workshop)*.
- Kestemont, M., Tschuggnall, M., Stamatatos, E., Daelemans, W., Specht, G., Stein, B., & Potthast, M. (2018). Overview of the Author Identification Task at PAN-2018 Cross-domain Authorship Attribution and Style Change Detection. In *CLEF 2018 Evaluation Labs and Workshop*.
- Kešelj, V., Peng, F., Cercone, N., & Thomas, C. (2003). N-Gram-Based Author Profiles for Authorship Attribution. In *Proceedings of the Pacific Association for Computational Linguistics (PACLING)*, pp. 255–264.
- Khonji, M., & Iraqi, Y. (2014). A Slightly-modified GI-based Author-verifier with Lots of Features (ASGALF). In *Working Notes for CLEF 2014 Conference*.
- Kim, Y. (2014). Convolutional Neural Networks for Sentence Classification. In *Proceedings of the 2014 Conference on Empirical Methods in Natural Language Processing (EMNLP)*, pp. 1746–1751. Association for Computational Linguistics.
- Koch, G., Zemel, R., & Salakhutdinov, R. (2015). Siamese neural networks for one-shot image recognition. In *ICML Deep Learning Workshop*, Vol. 2.
- Koppel, M., Schler, J., & Argamon, S. (2011). Authorship attribution in the wild. *Language Resources and Evaluation*, 45(1), 83–94.
- Koppel, M., Schler, J., & Messeri, E. (2008). Authorship Attribution in Law Enforcement Scenarios. In Cantor, P., & Shapira, B. (Eds.), *Security Informatics and Terrorism - Patrolling the Web*. IOS Press NATO Series.
- Koppel, M., & Winter, Y. (2014). Determining if two documents are written by the same author. *JASIST*, 65(1), 178–187.
- Mohsen, A. M., El-Makky, N. M., & Ghanem, N. (2016). Author identification using deep learning. In *2016 15th IEEE International Conference on Machine Learning and Applications (ICMLA)*, pp. 898–903. IEEE.

- Murauer, B., Tschuggnall, M., & Specht, G. (2018). Dynamic parameter search for cross-domain authorship attribution. *Working Notes of CLEF*.
- Peters, M., Neumann, M., Iyyer, M., Gardner, M., Clark, C., Lee, K., & Zettlemoyer, L. (2018). Deep contextualized word representations. In *Proceedings of the 2018 Conference of the North American Chapter of the Association for Computational Linguistics: Human Language Technologies, Volume 1 (Long Papers)*, pp. 2227–2237, New Orleans, Louisiana. Association for Computational Linguistics.
- Potthast, M., Braun, S., Buz, T., Duffhauss, F., Friedrich, F., Gülzow, J., Köhler, J., Löttsch, W., Müller, F., Müller, M., Paßmann, R., Reinke, B., Rettenmeier, L., Rometsch, T., Sommer, T., Träger, M., Wilhelm, S., Stein, B., Stamatatos, E., & Hagen, M. (2016). Who Wrote the Web? Revisiting Influential Author Identification Research Applicable to Information Retrieval. In Ferro, N., Crestani, F., Moens, M.-F., Mothe, J., Silvestri, F., Di Nunzio, G., Hauff, C., & Silvello, G. (Eds.), *Advances in Information Retrieval. 38th European Conference on IR Research (ECIR 16)*, Vol. 9626 of *Lecture Notes in Computer Science*, pp. 393–407, Berlin Heidelberg New York. Springer.
- Radford, A., Narasimhan, K., Salimans, T., & Sutskever, I. (2018). Improving language understanding with unsupervised learning. Tech. rep., OpenAI.
- Rodrigues, J. A., Saedi, C., Maraev, V., Silva, J., & Branco, A. (2017). Ways of asking and replying in duplicate question detection. In *Proceedings of the 6th Joint Conference on Lexical and Computational Semantics (*SEM 2017)*, pp. 262–270.
- Ruder, S., Ghaffari, P., & Breslin, J. G. (2016). Character-level and multi-channel convolutional neural networks for large-scale authorship attribution. *arXiv preprint arXiv:1609.06686*.
- Schler, J., Koppel, M., Argamon, S., & Pennebaker, J. (2006). Effects of age and gender on blogging. In *Proceedings of the AAAI Spring Symposia on Computational Approaches to Analyzing Weblogs*.
- Seidman, S. (2013). Authorship Verification Using the Imposters Method. In *Working Notes for CLEF 2013 Conference*.
- Seroussi, Y., Zukerman, I., & Bohnert, F. (2011). Authorship attribution with latent dirichlet allocation. In *Proceedings of the fifteenth conference on computational natural language learning*, pp. 181–189. Association for Computational Linguistics.
- Seroussi, Y., Zukerman, I., & Bohnert, F. (2014). Authorship Attribution with Topic Models. *Computational Linguistics*, 40(2), 269–310.
- Stamatatos, E. (2009). A survey of modern authorship attribution methods. *Journal of the American Society for information Science and Technology*, 60(3), 538–556.
- Tenney, I., Das, D., & Pavlick, E. (2019). BERT rediscovers the classical NLP pipeline. In *Proceedings of the 57th Annual Meeting of the Association for Computational Linguistics*, pp. 4593–4601, Florence, Italy. Association for Computational Linguistics.
- Vinyals, O., Blundell, C., Lillicrap, T., Kavukcuoglu, K., & Wierstra, D. (2016). Matching Networks for One Shot Learning. In *Proceedings of the 30th International Conference*

on *Neural Information Processing Systems*, NIPS'16, pp. 3637–3645, USA. Curran Associates Inc.

- Wang, A., Singh, A., Michael, J., Hill, F., Levy, O., & Bowman, S. (2018). GLUE: A multi-task benchmark and analysis platform for natural language understanding. In *Proceedings of the 2018 EMNLP Workshop BlackboxNLP: Analyzing and Interpreting Neural Networks for NLP*, pp. 353–355, Brussels, Belgium. Association for Computational Linguistics.
- Yih, W.-t., He, X., & Meek, C. (2014). Semantic Parsing for Single-Relation Question Answering. In *Proceedings of the 52nd Annual Meeting of the Association for Computational Linguistics*, pp. 643–648. Association for Computational Linguistics.
- Zhang, C., Huang, C., Yu, L., Zhang, X., & Chawla, N. V. (2018). Camel: Content-aware and meta-path augmented metric learning for author identification. In *Proceedings of the 2018 World Wide Web Conference*, pp. 709–718. International World Wide Web Conferences Steering Committee.