

DEEP AUTOMODULATORS

Ari Heljakka*, Yuxin Hou, Juho Kannala & Arno Solin

Department of Computer Science

Aalto University

Espoo, Finland

firstname.lastname@aalto.fi

ABSTRACT

We introduce a novel autoencoder model that deviates from traditional autoencoders by using the full latent vector to independently modulate each layer in the decoder. We demonstrate how such an ‘automodulator’ allows for a principled approach to enforce latent space disentanglement, mixing of latent codes, and a straightforward way to utilize prior information that can be construed as a scale-specific invariance. Unlike the GAN models without encoders, autoencoder models can directly operate on new real input samples. This makes our model directly suitable for applications involving real-world inputs. As the architectural backbone, we extend recent generative autoencoder models that retain input identity and image sharpness at high resolutions better than VAEs. We show that our model achieves state-of-the-art latent space disentanglement and achieves high quality and diversity of output samples, as well as faithfulness of reconstructions.

1 INTRODUCTION

This paper introduces a new generative autoencoder for learning representations of image data sets, in a way that allows arbitrary combinations of latent codes to generate images (see Fig. 1). We achieve this with an architecture that uses adaptive instance normalization (AdaIn, Dumoulin et al., 2017b; Huang & Belongie, 2017), and training methods that let the model learn a highly disentangled latent space by utilizing progressively growing autoencoders (Heljakka et al., 2019). In a typical autoencoder, input images are encoded into latent space, and the information of the latent variables is then passed through successive layers of decoding until a reconstruction of the input image has been formed. In our model, the latent vector independently *modulates* the statistics of each layer of the decoder—the output of layer n is no longer solely determined by the input from layer $n - 1$.

In image generation, the probability mass representing sensible images (such as human faces) lies concentrated on a low-dimensional manifold. Even if impressive results have been shown for image generation (e.g., by GANs, Goodfellow et al., 2014; Karras et al., 2019), efficient reconstruction and manipulation remain open problems. Deep generative autoencoders provide a principled approach for feature extraction, editing, and image synthesis. We show that modulation of decoder layers with AdaIn further improves these capabilities. It also yields representations that are more disentangled, a property here broadly defined as something that allows for fine control of one semantic (image) sample attribute independently of others. Previous works on AdaIn are mostly based on GAN models (Karras et al., 2019; Chen et al., 2019) with no encoder for new input images.

Autoencoders are typically single-pass encoder-decoder structures, where a sample enters from one end and is reconstructed at the other. For robustness, the reconstructed samples could be re-introduced to the encoder, repeating the process, and requiring consistency between the passes. In comparison to stochastic models (like VAEs, Kingma & Welling, 2014; Rezende et al., 2014), our deterministic model is better suited to take advantage of this. We can mix the latent codes of separate samples and measure the conservation of layer-specific information for each. This enforces disentanglement of layer-specific properties, because we can ensure that the latent code introduced from a certain layer onwards on the 1st pass should not affect the previous layers on the 2nd pass. Image autoencoders with convolutional architectures are often used for finding attributes that are

*also GenMind Ltd.

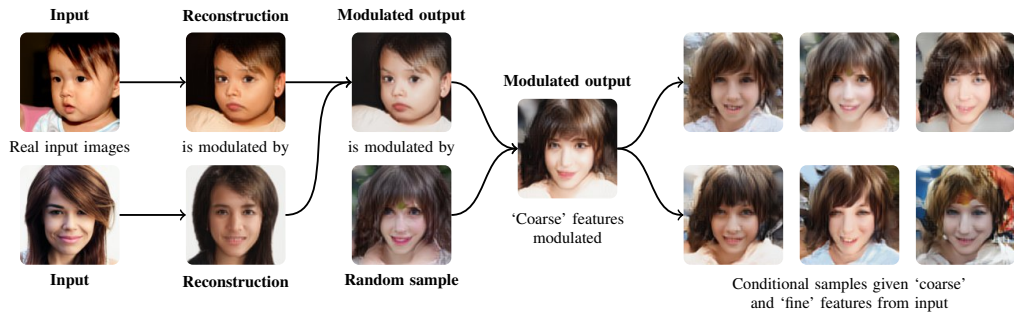


Figure 1: Illustration of some automodulator capabilities. The model can directly encode real (unseen) input images (left). Inputs can be mixed by modulating one with another or with a randomly drawn sample, at desired scales (center). Finally, taking random modulations for certain scales produces novel samples conditioned on the input image (right).

disentangled from each other in the latent space. Often, they have relatively poor output image quality, and prior information must be fed in either via class-conditioning or by more complex loss functions for the latent variables. Fully implicit methods avoid this, but without a built-in encoding mechanism often cover only a relatively small fraction of the variation in the training data. For the first time, we show a full autoencoder architecture that has a state-of-the-art disentanglement performance even for unsupervised training setup in several data sets, sharp image output quality, good coverage of the variation of the training data, arbitrary mixing of latent representations and a principled approach for incorporating scale-specific prior information.

Our contributions are as follows. (i) We introduce the *automodulator*, a new autoencoder-like model with powerful properties not found in regular autoencoders, including scale-specific style transfer (Gatys et al., 2016). In contrast to architecturally similar ‘style’-based GANs, we can now directly encode and manipulate new inputs.

(ii) We present methodology that allows *fully unsupervised* training of such a model to learn rich latent representation in high resolutions, and specifically explain a novel *multi-pass* training principle that enables the model to learn a more disentangled representation of training data than regular autoencoders.

(iii) We demonstrate qualitative and quantitative performance and applications on CELEBA-HQ and LSUN Bedrooms and Cars data sets, taking advantage of the highly disentangled model structure.

2 RELATED WORK

Our work builds upon several lines of previous work in unsupervised representation learning. The most relevant concepts are variational autoencoders (VAEs, Kingma & Welling, 2014) and generative adversarial networks (GANs, Goodfellow et al., 2014).

In VAEs, an encoder maps data points to a lower dimensional latent space and a decoder maps the latent representations back to the data space. The model is learnt by minimizing the reconstruction error together with a regularization term that encourages the distribution of latents to match a predefined prior. Latent representations often provide useful features for applications (e.g., image analysis and manipulation) and decoding random samples from the prior allows novel data generation. However, in case of images, the generated samples are often blurry and not fully photorealistic, with imperfect reconstructions.

Current state-of-the-art in generative image modeling is represented by GAN models (Brock et al., 2019; Karras et al., 2019) which achieve higher image quality than VAE based models. Nevertheless, these GANs lack an encoder for obtaining the latent representation for a given image, limiting their usefulness. In some cases, a given image can be semantically mapped to the latent space via generator inversion but this iterative process is prohibitively slow for many applications, and the result may depend on initialization (Abdal et al., 2019; Creswell & Bharath, 2019).

Bidirectional mapping has been targeted by VAE-GAN hybrids such as Makhzani et al. (2016); Mescheder et al. (2017); Makhzani (2018), and adversarial models such as Donahue et al. (2017); Dumoulin et al. (2017a); Donahue & Simonyan (2019). These models learn mappings between the data space and latent space using combinations of encoders, generators and discriminators. IntroVAE (Huang et al., 2018) and AGE (Ulyanov et al., 2018) are more compact autoencoders, which both contain only two deep networks, encoder and decoder, learnt using a combination of reconstruction loss and adversarial loss, which encourages the distributions of real and generated images to match with the prior in latent space. A progressively grown version of AGE, PIONEER, was proposed by Heljakka et al. (2018; 2019). There is also recent work on vector quantized variational autoencoders (VQ-VAE, Razavi et al., 2019) with a discrete latent space. However, while suitable for image compression, the discrete latent representation cannot *e.g.* be interpolated and hence may not be optimal for semantic image manipulation and learning a disentangled latent space.

The architecture of our generator and AdaIn utilization was inspired by the recent StyleGAN (Karras et al., 2019), but has no discriminator (nor the ‘mapping network’ f). Instead, our model simply contains the generator (*i.e.*, decoder) and an encoder, jointly trained applying a similar progressive growing strategy as Heljakka et al. (2018), but with a modified loss formulation. Besides the reconstruction loss and adversarial loss from Ulyanov et al. (2018) and Heljakka et al. (2018), we can also recirculate style-mixed reconstructions as ‘second-pass’ training samples in order to better encourage the independence and disentanglement of emerging styles and conservation of layer-specific information. The recirculation idea is biologically motivated and conceptually related to many works, such as that by Hinton & McClelland (1988). Utilizing the outputs of the model as inputs for the next iteration is related to, *e.g.*, Zamir et al. (2017), where feedback is shown to benefit image classification, and in RNN-based methods (Rezende et al., 2016; Gregor et al., 2015; 2016).

3 METHODS

We now describe the model architecture, starting from regular PIONEER and building up to the automodulator (Sec. 3.1). We then describe the unsupervised training via our extensions to the regular PIONEER loss function, to support flexible mixing of latents (Sec. 3.2). Finally, we introduce an additional weakly supervised training method to utilize known invariances (Sec. 3.3).

3.1 AUTOMODULATOR ARCHITECTURE

Our interest is in unsupervised training of an autoencoder wherein the inputs x are images fed through an encoder ϕ to form a low-dimensional latent space representation z (we use $z \in \mathbb{R}^{512}$, normalized to unity). This representation can then be decoded back into an image \hat{x} through a decoder θ . For stable training, we adopt the progressively growing architecture of Balanced PIONEER (Heljakka et al., 2018; 2019). The convolutional layers of the symmetric encoder and decoder are faded in gradually during the training, in tandem with the resolutions of training images and generated images (Fig. 2).

Adaptive Instance Normalization (AdaIn) A traditional decoder architecture would start from a small-resolution image and expand it layer by layer until the full image is formed, feeding the full information of the latent code via the decoder layers. In contrast, our decoder is composed of layer-wise functions $\theta_i(\xi_{i-1}, z)$ that separately take a ‘canvas’ variable ξ_{i-1} denoting the content input from the preceding decoder layer (see Figs. 2 and 3a), and the actual (shared) latent code z . First, each deconvolutional layer $\#i$ computes its feature map output χ_i from ξ_{i-1} as in traditional decoders. Second, we take the AdaIn normalization step that uses z to modulate the channel-wise mean μ and variance σ^2 of the output. To do this, we need a map $g_i : z \mapsto (\mu_i, \sigma_i^2)$, arriving at:

$$\xi_i = \text{AdaIn}(\chi_i, g_i(z)) = \sigma_i \left(\frac{\chi_i - \mu(\chi_i)}{\sigma(\chi_i)} \right) + \mu_i. \quad (1)$$

We implement g_i for layer $\#i$ as a fully connected linear layer, with output size $2C_i$ for C_i channels. Layer $\#1$ starts from a constant input $\xi^{(0)} \in \mathbb{R}^{4 \times 4}$. Here, we focus on pyramidal decoders with monotonically increasing resolution and decreasing number of channels, but any deep decoder would be applicable. The AdaIn-based architecture allows the output of layer $\#i$ to be not solely determined by the input from layer $\#i - 1$, enabling finer control over the image information, image mixing schemes (Sec. 3.2), and utilization of scale-specific invariances in training data (Sec. 3.3).

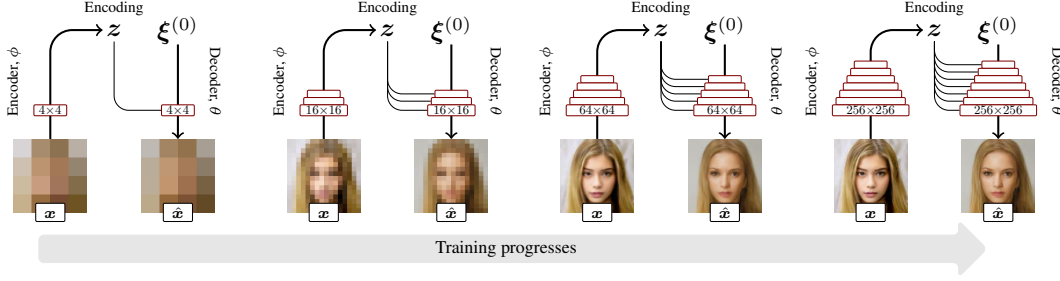


Figure 2: The model grows step-wise during training; the resolution doubles on every step. Input x is encoded into a latent encoding z (a dimensionality of 512 used throughout this paper). The decoder acts by modulating an empty canvas $\xi^{(0)}$ by the latent encoding and produces the output \hat{x} .

3.2 STRONG CONSERVATION OF CYCLIC INFORMATION: LAYER-SPECIFIC LOSS METRICS

In training of regular AGE and PIONEER models, the encoder ϕ and the decoder θ are trained at separate steps, optimizing either the loss \mathcal{L}_ϕ or \mathcal{L}_θ , correspondingly:

$$\begin{aligned}\mathcal{L}_\phi &= D_{\text{KL}}[q_\phi(z | x) \| N(\mathbf{0}, \mathbf{I})] - D_{\text{KL}}[q_\phi(z | \hat{x}) \| N(\mathbf{0}, \mathbf{I})] + \lambda_{\mathcal{X}} d_{\mathcal{X}}(x, \theta(\phi(x))), \\ \mathcal{L}_\theta &= D_{\text{KL}}[q_\theta(z | \hat{x}) \| N(\mathbf{0}, \mathbf{I})] + \lambda_{\mathcal{Z}} d_{\text{cos}}(z, \phi(\theta(z))),\end{aligned}\quad (2)$$

where x is sampled from the training set, $\hat{x} \sim q_\theta(x | z)$, $z \sim N(\mathbf{0}, \mathbf{I})$, $d_{\mathcal{X}}$ is L1 or L2 distance, and d_{cos} is cosine distance. Since the model allows sampling from latent space (similarly to VAEs and GANs), the KL divergence terms during training can be calculated from empirical distributions, despite the model itself being fully deterministic. Yet we retain, in principle, the full information about the image, at every stage of the processing. For an image encoded into a latent vector z , decoded back to image space as \hat{x} , and re-encoded as latent vector z' , it is possible and desirable to require that z is as close to z' as possible, yielding the latent reconstruction error $d_{\text{cos}}(z, \phi(\theta(z)))$.

Layer-specific Loss We now show how to encourage the latent space to become hierarchically disentangled with respect to the levels of image detail, allowing one to separately retrieve ‘coarse’ and ‘fine’ aspects of a latent code. This allows for *e.g.* conditional sampling by fixing the latent code for specific layers of the decoder, or mixing the scale-specific features of two or more input images—impossible feats for a traditional autoencoder with mutually entangled decoder layers.

The latent reconstruction error as such can be trivially generalized to any layer of θ . We simply pick the layer of measurement, and from there, pass the sample once through a full encoder-decoder cycle. But now, in the automodulator, latent codes can be introduced on a per-layer basis, enabling more powerful reconstruction measurements. (Without loss of generality, here we only consider mixtures of 2 codes.) We can present a decoder (Fig. 3b) with N layers, split after the j^{th} one, as a composition of $\theta_{j+1:N}(\theta_{1:j}(\xi^{(0)}, z_A), z_B)$. Crucially, we can choose $z_A \neq z_B$ (extending the method of Karras et al., 2019), such as $z_A = \phi(x_A)$ and $z_B = \phi(x_B)$ for (image) inputs $x_A \neq x_B$. Because the earlier layers $\#1:j$ operate on image content at lower resolutions, the output fusion image mixes the ‘coarse’ features of z_A with ‘fine’ features of z_B . Now, z holds feature information at different levels of detail, some of which are mutually independent. Hence, when re-encoding an image, we should keep the representation of those levels disentangled in z , even if they originate from separate source images. Hence, when we re-encode the fusion image into \hat{z}_{AB} , and decode once more, the output of $\theta_{1:j}(\xi^{(0)}, \hat{z}_{AB})$ should be unaffected by z_B .

This leads to the following conjecture. Assume that the described network reconstructs input samples perfectly, *i.e.* $x = \theta(\phi(x))$. Any z_A and z_B can be mixed, decoded and re-encoded as

$$\hat{z}_{AB} \sim q_\phi(z | x) q_{\theta_{j+1:N}}(x | \xi^{(j)}, z_B) q_{\theta_{1:j}}(\xi^{(j)} | \xi^{(0)}, z_A). \quad (3)$$

Now, between $\xi^{(j)}$ of the first and $\xi^{(j)}$ of the second pass (see Fig. 3c), the mutual information is

$$I[q_{\theta_{1:j}}(\xi^{(j)} | \xi^{(0)}, \hat{z}_{AB}); q_{\theta_{1:j}}(\xi^{(j)} | \xi^{(0)}, z_A)]. \quad (4)$$

With $z_A, z_B \sim N(\mathbf{0}, \mathbf{I})$, for each j , we can now maximize (4) by minimizing

$$\mathcal{L}_j = d(\theta_{1:j}(\xi^{(0)}, \hat{z}_{AB}), \theta_{1:j}(\xi^{(0)}, z_A)) \quad (5)$$

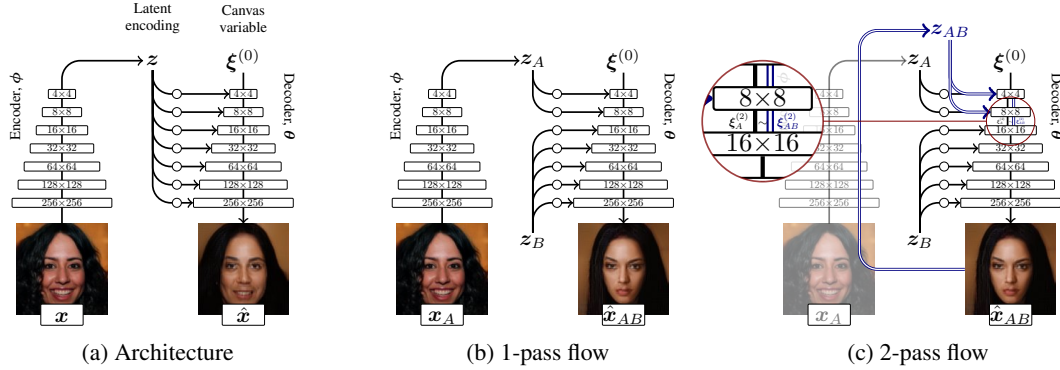


Figure 3: (a) The autoencoder-like usage of the model. (b) Modulations in the decoder can come from different latent vectors. This can be leveraged in feature/style mixing, conditional sampling, and during the model training (first pass). (c) The second pass during training.

for some distance function d (here, L2 norm). In other words, the fusion image can be encoded into a new latent vector \hat{z}_{AB} in such a way that, at each layer, the decoder will treat the new code similarly to whichever of the original two separate latent codes was originally used there (see Fig. 3b). For a perfect network, \mathcal{L}_j can be viewed as a layer entanglement error. Randomizing j during the training, we can measure \mathcal{L}_j for any layers of the decoder.

Final Unsupervised Automodulator Training Loss Our results improved by using a robust image reconstruction loss d_ρ of Barron (2019) instead of L1/L2. d_ρ generalizes various norms and exposes robustness as an explicit continuous parameter vector α . The complete loss functions are

$$\begin{aligned} \mathcal{L}_\phi &= \max(-M_{\text{gap}}, D_{\text{KL}}[q_\phi(z|x) \| N(\mathbf{0}, \mathbf{I})] - D_{\text{KL}}[q_\phi(z|\hat{x}) \| N(\mathbf{0}, \mathbf{I})]) + \lambda_{\mathcal{X}} d_\rho(x, \theta(\phi(x))) \\ \mathcal{L}_\theta &= D_{\text{KL}}[q_\phi(z|\hat{x}) \| N(\mathbf{0}, \mathbf{I})] + \lambda_{\mathcal{Z}} d_{\cos}(z, \phi(\theta(z))) + \mathcal{L}_j, \end{aligned} \quad (6)$$

where $\hat{x}_{1:\frac{3}{4}M} \sim q_\theta(x|z)$ with $z \sim N(\mathbf{0}, \mathbf{I})$, and $\hat{x}_{\frac{3}{4}M:M} \sim q_\theta(x|\hat{z}_{AB})$, with a set 3:4 ratio of regular and mixed samples of batch size M and $j \sim \mathcal{U}\{1, N\}$. Margin $M_{\text{gap}} = 0.5$ in low resolutions, then 0.2 for 128^2 and 0.4 for 256^2 (see Heljakka et al., 2019). To avoid discontinuities in α , we utilize a progressively-growing variation of d_ρ , where we first learn the α in the lower resolutions (e.g., 4×4). Each α_i corresponds to one pixel. Then, when switching to the higher resolution stage, we take take each parameter α_i that corresponds to pixels $p_{x,y}$ in the lower resolution, to initialize the $\alpha_j^{1 \times 4}$ that, in the higher resolution, corresponds to $p_{x,y}, p_{x+1,y}, p_{x,y+1}$ and $p_{x+1,y+1}$, respectively.

3.3 ENFORCING KNOWN INVARIANCES AT SPECIFIC LAYERS

The architecture and the cyclic training method also allow for a novel principled approach to leverage known scale-specific invariances in training data. Assume that images x_1 and x_2 share certain identical characteristics at some scales, but differ on others, with this information further encoded into z_1 and z_2 , correspondingly. In the automodulator, we could expect to try to represent this information in decoder layers $\#j:k$. Following the reasoning of the previous section, we then must have $\theta_{j:k}(\xi^{j-1}, z_1) = \theta_{j:k}(\xi^{j-1}, z_2)$. Let us assume that it is possible to represent the rest of the information in the images of that dataset in layers $\#1:(j-1)$ and $\#(k+1):N$. This situation occurs, e.g., when two images are known to differ only in high-frequency properties, fully representable in the ‘fine’ layers. Utilizing the independence of the layers, our goal is to have

$$\begin{aligned} \theta_{k+1:N}(\theta_{j:k}(\theta_{1:j-1}(\xi^{(0)}, z_2), z_1), z_2) &= \theta_{k+1:N}(\theta_{j:k}(\theta_{1:j-1}(\xi^{(0)}, z_2), z_2), z_2) \\ &= \theta_{1:N}(\xi^{(0)}, z_2) = \theta(\phi(x_2)) \end{aligned} \quad (7)$$

which turns into the optimization target (for some distance function d)

$$d(\theta(\phi(x_2)), \theta_{k+1:N}(\theta_{j:k}(\theta_{1:j-1}(\xi^{(0)}, z_2), z_1), z_2)). \quad (8)$$

By construction of ϕ and θ , we immediately see this is equivalent to directly minimizing

$$\mathcal{L}_{\text{inv}} = d(x_2, \theta_{k+1:N}(\theta_{j:k}(\theta_{1:j-1}(\xi^{(0)}, z_2), z_1), z_2)) \quad (9)$$



Figure 4: (a) Style-mixing example using the same source images as Karras et al. (2019) (underlining that our model can directly work with real input images). (b–c) Random samples at 256×256 .

whose complement term $\mathcal{L}'_{\text{inv}}$ you can construct by swapping z_1 with z_2 and x_1 with x_2 . For each known invariant pair x_1 and x_2 of the minibatch, you can now add the terms $\mathcal{L}_{\text{inv}} + \mathcal{L}'_{\text{inv}}$ to \mathcal{L}_ϕ of Eq. (6). Note that in the case of $z_1 = z_2$, \mathcal{L}_{inv} reduces to the regular sample reconstruction loss, revealing our formulation as a generalization thereof.

As we push the invariant information to layers $\#j:k$, and the other information *away* from those layers, this reduces the number of layers available for the rest of the image information. Thus we may need to add extra layers to retain the overall decoder capacity. Note that in a pyramidal deconvolutional stack, the layers $\#j:k$ can safely span only one or two consecutive levels of detail.

4 EXPERIMENTS

We run our experiments on images using CELEBA-HQ (Karras et al., 2018), FFHQ (Karras et al., 2019), and LSUN Bedrooms and Cars (Yu et al., 2015). To quantify the image quality and diversity of random draws from the model at 256×256 resolution, we use the Fréchet inception distance (FID, Heusel et al., 2017), which is comparable across models when sample size is fixed (Binkowski et al., 2018). However, FID is known to remain constant under changing precision-recall characteristics (Kynkäänniemi et al., 2019). We use LPIPS (Zhang et al., 2018) as the similarity metric, which has better correspondence to human evaluation than traditional L2 metrics. The degree of latent space disentanglement is often considered the most important property of a latent variable model. Qualitatively, it is the necessary condition for, *e.g.*, style mixing capabilities. Quantitatively, Karras et al. (2019) noted that, for a constant-length step in the latent space, a more entangled model will produce a larger overall perceptual change than a less entangled model. The extent of this change, with LPIPS as the perceptual space metric, is the basis of measuring disentanglement as Perceptual Path Length (PPL).

Table 1: Effect of loss terms, CelebA-HQ.

Method (256×256 , 35M steps)	FID-50k	FID-50k (mix)	PPL
Automodulator architecture	45.25	52.83	206.3
+ Loss \mathcal{L}_j	51.31	55.18	194.6
+ Loss $\mathcal{L}_j + d_\rho$ replacing L1	39.75	43.05	208.2

Table 2: Performance in CELEBA-HQ (CAHQ), FFHQ, and LSUN Bedrooms and Cars. We measure LPIPS, Fréchet Inception Distance (FID), and perceptual path length (PPL). Resolution is 256×256 , except $*128 \times 128$. For all numbers, **smaller is better**.

(a) Encoder–decoder comparison				(b) Generative models comparison						
(Using CAHQ*)	LPIPS (cropped)	FID	PPL		FID (CAHQ)	FID (FFHQ)	FID (Bedrooms)	FID (Cars)	PPL (CAHQ)	PPL (FFHQ)
B-PIONEER	0.092	21.51	92.84	StyleGAN	5.17	4.40	2.65	3.27	145.9	195.9
WAE-AdaIn	0.165	99.81	62.17	PGGAN	7.79	8.04	8.34	8.36	229.2	412.0
WAE-classic	0.162	112.06	236.82	GLOW	68.93	—	—	—	219.6	—
VAE-AdaIn	0.267	114.05	83.52	B-PIONEER	25.25	61.35	21.52	42.81	146.2	160.0
VAE-classic	0.291	173.81	71.75	Automodulator	37.95	49.04	35.74	26.33	201.8	262.0
Automodulator	0.083	28.84	62.76							

Baseline Methods For autoencoders, we compare to Balanced PIONEER by Heljakka et al. (2019), a vanilla VAE, and a more recent Wasserstein Autoencoder (WAE, Tolstikhin et al., 2017). For non-autoencoders, we compare to GLOW (Kingma & Dhariwal, 2018) and two recent GAN models: StyleGAN and Progressively Growing GAN (PGGAN, Karras et al., 2018).

Ablation We illustrate the contribution of the style-mixing loss \mathcal{L}_j and the robust loss d_ρ on 256×256 CELEBA-HQ (Table 1) on PPL and FID of regular and mixed samples. \mathcal{L}_j alone improves PPL but increases the FID, while adding d_ρ has the opposite effect.

4.1 ENCODING, DECODING, AND RANDOM SAMPLING

In Table 2a, we compare encoder–decoder performance of the autoencoders on 128×128 CELEBA-HQ, with our proposed architecture (‘AdaIn’) and the corresponding regular architecture (‘classic’). We measure LPIPS, FID and PPL. Our method has the best PPL, while Balanced PIONEER has the best FID (50k batch of generated samples compared to training samples).

Table 2b shows comparison of random sampling (examples in Figs. 4b–4c) performance via FID and latent space smoothness via PPL for 256×256 images on CELEBA-HQ, FFHQ and LSUN Cars and Bedrooms. The performance of the automodulator is comparable to the Balanced PIONEER on most data sets, but the FID is worse in general. Models that *only* generate random samples have clearly best FID results on all data sets (NB: a hyper-parameter search with various schemes was used in Karras et al., 2019, to achieve their PPL for FFHQ). We train on the actual 60k training set of FFHQ only (StyleGAN trained on all 70k images). We also evaluate the 4-way image interpolation capabilities in unseen FFHQ test images (Fig. 12 in the appendix) and observe smooth transitions. We emphasize that in GANs, such interpolations are often made between the codes of generated samples. As such, they cannot tell much about the recall characteristics of those models.

4.2 STYLE MIXING

We demonstrate the style-mixing capabilities of our model. For comparison with prior work, we use the source images from the StyleGAN paper (Karras et al., 2019). In Fig. 4a, we mix specific input faces so that the ‘coarse’ (latent resolutions $4 \times 4 - 8 \times 8$), ‘intermediate’ ($16 \times 16 - 32 \times 32$) or ‘fine’ ($64 \times 64 - 256 \times 256$) layers of the decoder use one input, and the rest of the layers use the other. Importantly, StyleGAN cannot take real inputs, so it can only mix between random images created by the model itself. For new input images, one must run a separate costly optimization process to determine the most fitting latent code. For our model, those images appear as completely new test images. Additional style mixing results are included in Figs. 13–14 in the appendix.

4.3 LEVERAGING INVARIANCES IN A WEAKLY SUPERVISED SETUP

We now consider the cases where there is knowledge of some scale-specific invariances within the training data. Here, we demonstrate a proof-of-concept experiment that uses the simplest image transformation possible: horizontal flipping. For the CELEBA-HQ face data, this provides us with pairs of images that share every other property except the azimuth rotation angle of the face, making the face identity invariant amongst each pair. Since the original rotation of faces in the set varies, the flip-augmented data set contains faces rotated across a wide continuum of angles. For further simplicity, we make an artificially strong hypothesis that the 2D projected face shape is the only




Figure 5: The effect of training with face identity invariance enforcement under azimuth rotation. We generate images with the ‘non-coarse’ styles from the source images (left), and the ‘coarse’ styles from each top row image, in turn. With ‘Enforced id. invariance’, the top row only drives the face pose while conserving identity. In comparison, the ‘Regular’ training lets the top row also affect other characteristics, including identity. Here, the actual data that defined the invariance was too simple to allow learning fine-grained control of the hair at coarse levels, making it blurry.

relevant feature at 4×4 scale, and does not need to affect scales finer than 8×8 . This lets us enforce the \mathcal{L}_{inv} loss for layers #1–2. Since we do not want to restrict the scale 8×8 for the shape features alone, we add an extra 8×8 layer after layer #2 of the regular stack, so that layers #2–3 both operate at 8×8 , layer #4 only at 16×16 , *etc.* Now, with z_2 that corresponds to the horizontally flipped counterpart of z_1 , we have $\theta_{3:N}(\xi^{(2)}, z_1) = \theta_{3:N}(\xi^{(2)}, z_2)$. Our choices amount to $j = 3, k = N$, allowing us to drop the outermost part of Eq. (9). Hence, our additional encoder loss terms are

$$\mathcal{L}_{\text{inv}} = d(x_2, \theta_{3:N}(\theta_{1:2}(\xi^{(0)}, z_2), z_1)) \quad \text{and} \quad (10)$$

$$\mathcal{L}'_{\text{inv}} = d(x_1, \theta_{3:N}(\theta_{1:2}(\xi^{(0)}, z_1), z_2)). \quad (11)$$

Fig. 5 shows the results after training with the new loss (50% of the training samples flipped in each minibatch). With the invariance enforcement, the model forces decoder layers #1–2 to only affect the pose. We generate images by driving those layers with faces at different poses, while modulating the rest of the layers with the face whose identity we seek to conserve. We receive variations of the original face that only differ in terms of the pose, unlike in regular automodulator training.

5 DISCUSSION AND CONCLUSION

In this paper, we proposed the first generative autoencoder model with a hierarchical latent representation that supports controllable image generation and editing, conditional image sampling by fixing styles of specific layers, and style-mixing of real images. In our model, the latent vector independently modulates each decoder layer. The model outperforms other generative autoencoders in terms of latent space disentanglement and matches them in faithfulness of reconstructions, with slight reduction of output sample quality. We use the term *automodulator* to denote any autoencoder that uses the latent code only to modulate the statistical properties of the information that flows through the layers of the decoder. Such decoders could also include, *e.g.*, 3D or graph convolutions.

Potential future applications include introducing completely independent ‘plugin’ layers or modules in the decoder, trained afterwards on top of the pretrained base automodulator, leveraging the mutual independence of the layers. The affine maps themselves could also be re-used across domains,

potentially offering mixing of different domains. Such examples highlight that the range of applications of our model is far wider than the initial ones shown here, making the family of automodulators a viable alternative to state-of-the-art autoencoders and GANs.

ACKNOWLEDGMENTS

The authors wish to acknowledge Aalto Science-IT project and CSC – IT Center for Science, Finland, for computational resources. Authors acknowledge funding from GenMind Ltd. This research was supported by the Academy of Finland grants 308640, 324345, 277685, and 295081. We thank Jaakko Lehtinen and Janne Hellsten (NVIDIA) for the StyleGAN latent space projection script and advice on its usage.

REFERENCES

- Rameen Abdal, Yipeng Qin, and Peter Wonka. Image2StyleGAN: How to embed images into the StyleGAN latent space? In *International Conference on Computer Vision (ICCV)*, 2019.
- Jonathan T. Barron. A general and adaptive robust loss function. In *Proceedings of the IEEE Conference on Computer Vision and Pattern Recognition (CVPR)*, pp. 4331–4339, 2019.
- Mikolaj Binkowski, Dougal J. Sutherland, Michael Arbel, and Arthur Gretton. Demystifying MMD GANs. In *International Conference on Learning Representations (ICLR)*, 2018.
- Andrew Brock, Jeff Donahue, and Karen Simonyan. Large scale GAN training for high fidelity natural image synthesis. In *International Conference on Learning Representations (ICLR)*, 2019.
- Ting Chen, Mario Lucic, Neil Houlsby, and Sylvain Gelly. On self modulation for generative adversarial networks. In *International Conference on Learning Representations (ICLR)*, 2019.
- Antonia Creswell and Anil Anthony Bharath. Inverting the generator of a generative adversarial network. *IEEE Transactions on Neural Networks and Learning Systems*, 30(7):1967–1974, 2019.
- Jeff Donahue and Karen Simonyan. Large scale adversarial representation learning. In *Advances in Neural Information Processing Systems (NeurIPS)*, 2019.
- Jeff Donahue, Philipp Krähenbühl, and Trevor Darrell. Adversarial feature learning. In *International Conference on Learning Representations (ICLR)*, 2017.
- Vincent Dumoulin, Ishmael Belghazi, Ben Poole, Olivier Mastropietro, Alex Lamb, Martin Arjovsky, and Aaron Courville. Adversarially learned inference. In *International Conference on Learning Representations (ICLR)*, 2017a.
- Vincent Dumoulin, Jonathon Shlens, and Manjunath Kudlur. A learned representation for artistic style. In *International Conference on Learning Representations (ICLR)*, 2017b.
- Leon A. Gatys, Alexander S. Ecker, and Matthias Bethge. Image style transfer using convolutional neural networks. In *Proceedings of the IEEE Conference on Computer Vision and Pattern Recognition (CVPR)*, pp. 2414–2423, 2016.
- Ian Goodfellow, Jean Pouget-Abadie, Mehdi Mirza, Bing Xu, David Warde-Farley, Sherjil Ozair, Aaron Courville, and Yoshua Bengio. Generative adversarial nets. In *Advances in Neural Information Processing Systems (NIPS)*, volume 27, pp. 2672–2680. Curran Associates, Inc., 2014.
- Karol Gregor, Ivo Danihelka, Alex Graves, Danilo Rezende, and Daan Wierstra. DRAW: A recurrent neural network for image generation. In *Proceedings of the 32nd International Conference on Machine Learning (ICML)*, volume 37 of PMLR, pp. 1462–1471, 2015.
- Karol Gregor, Frederic Besse, Danilo Jimenez Rezende, Ivo Danihelka, and Daan Wierstra. Towards conceptual compression. In *Advances in Neural Information Processing Systems (NIPS)*, volume 29, pp. 3549–3557. Curran Associates, Inc., 2016.
- Ari Heljakka, Arno Solin, and Juho Kannala. Pioneer networks: Progressively growing generative autoencoder. In *Asian Conference on Computer Vision (ACCV)*, pp. 22–38, 2018.

-
- Ari Heljakka, Arno Solin, and Juho Kannala. Towards photographic image manipulation with balanced growing of generative autoencoders. *arXiv preprint arXiv:1904.06145*, 2019.
- Martin Heusel, Hubert Ramsauer, Thomas Unterthiner, Bernhard Nessler, and Sepp Hochreiter. GANs trained by a two time-scale update rule converge to a local Nash equilibrium. In *Advances in Neural Information Processing Systems (NIPS)*, volume 30, pp. 6626–6637. Curran Associates, Inc., 2017.
- Geoffrey E. Hinton and James L. McClelland. Learning representations by recirculation. In *Neural Information Processing Systems (NIPS)*, pp. 358–366. American Institute of Physics, 1988.
- Yuxin Hou, Ari Heljakka, and Arno Solin. Gaussian Process Priors for View-Aware Inference. *arXiv preprint arXiv:1912.03249*, 2019.
- Huaibo Huang, Zhihang Li, Ran He, Zhenan Sun, and Tieniu Tan. IntroVAE: Introspective variational autoencoders for photographic image synthesis. In *Neural Information Processing Systems (NeurIPS)*, volume 31, pp. 52–63. Curran Associates, Inc., 2018.
- Xun Huang and Serge Belongie. Arbitrary style transfer in real-time with adaptive instance normalization. In *Proceedings of the IEEE International Conference on Computer Vision (ICCV)*, pp. 1501–1510, 2017.
- Tero Karras, Timo Aila, Samuli Laine, and Jaakko Lehtinen. Progressive growing of GANs for improved quality, stability, and variation. In *International Conference on Learning Representations (ICLR)*, 2018.
- Tero Karras, Samuli Laine, and Timo Aila. A style-based generator architecture for generative adversarial networks. In *Proceedings of the IEEE Conference on Computer Vision and Pattern Recognition (CVPR)*, pp. 4401–4410, 2019.
- Diederik P. Kingma and Max Welling. Auto-encoding variational Bayes. In *International Conference on Learning Representations (ICLR)*, 2014.
- Durk P. Kingma and Prafulla Dhariwal. Glow: Generative flow with invertible 1x1 convolutions. In *Advances in Neural Information Processing Systems (NeurIPS)*, volume 31, pp. 10236–10245. Curran Associates, Inc., 2018.
- Tuomas Kynkäänniemi, Tero Karras, Samuli Laine, Jaakko Lehtinen, and Timo Aila. Improved precision and recall metric for assessing generative models. In *Advances in Neural Information Processing Systems (NeurIPS)*, 2019.
- Alireza Makhzani. Implicit autoencoders. *arXiv preprint arXiv:1805.09804*, 2018.
- Alireza Makhzani, Jonathon Shlens, Navdeep Jaitly, and Ian Goodfellow. Adversarial autoencoders. In *International Conference on Learning Representations (ICLR)*, 2016.
- Lars Mescheder, Sebastian Nowozin, and Andreas Geiger. Adversarial variational Bayes: Unifying variational autoencoders and generative adversarial networks. In *Proceedings of the 34th International Conference on Machine Learning (ICML)*, volume 70 of *PMLR*, pp. 2391–2400, 2017.
- Takeru Miyato, Toshiki Kataoka, Masanori Koyama, and Yuichi Yoshida. Spectral normalization for generative adversarial networks. In *International Conference on Learning Representations (ICLR)*, 2018.
- Puzer (GitHub user). StyleGAN encoder – Converts real images to latent space. <https://github.com/Puzer/stylegan-encoder>, 2019. GitHub repository.
- Ali Razavi, Aaron van den Oord, and Oriol Vinyals. Generating diverse high-fidelity images with VQ-VAE-2. *arXiv preprint arXiv:1906.00446*, 2019.
- Danilo J. Rezende, Shakir Mohamed, Ivo Danihelka, Karol Gregor, and Daan Wierstra. One-shot generalization in deep generative models. In *Proceedings of the 33rd International Conference on Machine Learning (ICML)*, volume 48 of *PMLR*, pp. 1521–1529, 2016.

-
- Danilo Jimenez Rezende, Shakir Mohamed, and Daan Wierstra. Stochastic backpropagation and approximate inference in deep generative models. In *Proceedings of the 31st International Conference on Machine Learning (ICML)*, volume 32 of *PMLR*, pp. 1278–1286, 2014.
- Karen Simonyan and Andrew Zisserman. Very deep convolutional networks for large-scale image recognition. In *International Conference on Learning Representations (ICLR)*, 2015.
- Ilya Tolstikhin, Olivier Bousquet, Sylvain Gelly, and Bernhard Schölkopf. Wasserstein auto-encoders. *arXiv preprint arXiv:1711.01558*, 2017.
- Dmitry Ulyanov, Andrea Vedaldi, and Victor Lempitsky. It takes (only) two: Adversarial generator-encoder networks. In *Proceedings of the Thirty-Second AAAI Conference on Artificial Intelligence (AAAI)*, pp. 1250–1257, 2018.
- Fisher Yu, Ari Seff, Yinda Zhang, Shuran Song, Thomas Funkhouser, and Jianxiong Xiao. LSUN: Construction of a large-scale image dataset using deep learning with humans in the loop. *arXiv preprint arXiv:1506.03365*, 2015.
- Amir Roshan Zamir, Te-Lin Wu, Lin Sun, William B. Shen, Bertram E. Shi, Jitendra Malik, and Silvio Savarese. Feedback networks. In *Proceedings of the IEEE Conference on Computer Vision and Pattern Recognition (CVPR)*, pp. 1808–1817, 2017.
- Richard Zhang, Phillip Isola, Alexei A. Efros, Eli Shechtman, and Oliver Wang. The unreasonable effectiveness of deep features as a perceptual metric. In *Proceedings of the IEEE Conference on Computer Vision and Pattern Recognition (CVPR)*, pp. 586–595, 2018.

A APPENDIX

In the appendix, we include further details on training and complement the results in the main paper with examples of random samples, reconstruction, latent space interpolations, and style mixing.

A.1 TRAINING DETAILS

The training method follows largely those in Heljakka et al. (2019), with progressively growing symmetric encoder and decoder, and decreasing the batch size when moving to higher resolutions. The encoder and decoder consist of 7 blocks each containing two residual blocks with a 3×3 filter. In the encoder, these are followed by a spectral normalization operation (Miyato et al., 2018) and binomial filtering. In the decoder, by AdaIn normalization and binomial filtering. A leaky ReLU ($p = 0.2$) is used as activation. In the encoder, each block halves the resolution of the convolution map, while in the decoder, each block doubles it. The output of the final encoder layers is flattened into a 512-dimensional latent block. As in Karras et al. (2019), the block is mapped by affine mapping layers so that each convolutional layer C in the decoder block is preceded by its own fully connected layer that maps the latent to two vectors each of length N , when N equals the number of channels in C .

Each resolution phase until 32×32 for all data sets use a learning rate $\alpha = 0.0005$ and thereafter 0.001. Optimization is done with ADAM ($\beta_1 = 0, \beta_2 = 0.99, \epsilon = 10^{-8}$). KL margin is 2.0 for the first two resolution steps, and thereafter fixed to 0.5, except for CELEBA-HQ, for which it is switched to 0.2 at 128×128 and 0.4 at 256×256 , and for LSUN Bedrooms, for which the margin was 0.2 from 128×128 upwards. We believe that 0.5 for low resolutions and 0.2 thereafter would work sufficiently across all these datasets. Note that unlike in Heljakka et al. (2019), we use only 1 generator training step for each 1 encoder training step. The length of each training phase amounts to 2.4M training samples until 64×64 resolution phase, which lasts for 10.4M samples. For FFHQ, the 128×128 phase uses 10.6M samples while CELEBA-HQ, LSUN Bedrooms and Cars use 7.5M samples. The final 256×256 phase uses 7–16M samples for each data set. The training of the final stage was generally cut off when reasonable FID results had been obtained. More training and learning rate optimization would likely improve results. With two NVIDIA Titan V100 GPUs, the training times were 10 days for CELEBA-HQ, 15 days for FFHQ, for LSUN Bedrooms 17 days, and for Cars 14 days.

For evaluating the model after training, a moving exponential running average of generator weights was used, as in both Karras et al. (2018) and Heljakka et al. (2019). For all data sets, training/test set splits were used as given or defined by data set authors, except for CELEBA-HQ where 27k/3k split was used, and for LSUN Cars, where we used 4,968,695 samples for training and 552,061 for testing. Note that in regular GAN training, complete data sets are often used without train/test split, leading them to use larger training sets.

For baselines, we used pre-trained models for StyleGAN, PGGAN, PIONEER (CELEBA-HQ), and GLOW with default settings provided by the authors. We trained the VAE and WAE models manually. For all VAE baselines the weight for KLD loss was 0.005. For all WAE baseline, we used the WAE-MMD algorithm. The weights for the MMD loss with automodular architecture (WAE-AdaIn) was 4 and with Balanced PIONEER (WAE-classic) architecture it was 2. For VAEs, the learning rate for the encoder was 0.0001, and for the generator 0.0005. For WAEs, the learning rate for both was 0.0002. We trained PIONEER for FFHQ by otherwise using the CELEBA-HQ hyperparameters, but increasing the length of the 64×64 and 128×128 pretraining stages proportionally to the larger training set size (60k vs. 27k), training the former up to 20.04M samples and the latter to 27.86M samples, followed by the 256×256 stage, which was trained up to 35.4M samples, after which we observed no further improvement. (With shorter pre-training stages, the model training did not converge properly.)

For evaluating the encoding and decoding performance, we used 10k unseen test images from the FFHQ data set, cropped the input and reconstruction to 128×128 as in Karras et al. (2019) and evaluated the LPIPS distance between the inputs and reconstructions. We evaluated 50k random samples in all data sets and compare against the provided training set. The GLOW model has not been shown to work with 256×256 resolution on LSUN (the authors show qualitative result only for 128×128).

For Perceptual Path Length (PPL), we repeatedly take a random vector of length $\varepsilon = 10^{-4}$ in the latent space, generate images at its endpoints, crop them around mid-face to 128×128 or 64×64 , and measure the LPIPS between them (Karras et al., 2019). PPL equals the scaled expectation of this value (for a sample of 100k vectors).

Pre-trained models for PGGAN and GLOW were used with default settings provided by the authors. Note that we train on the actual 60k training images of FFHQ only (unlike StyleGAN that trained on all 70k images).

A.2 RANDOM SAMPLES

Our model is capable of fully random sampling by specifying $z \sim N(0, \mathbf{I})$ to be drawn from a unit Gaussian. Fig. 6–8 shows samples from an automodulator trained with the FFHQ/CELEBA-HQ/LSUN data sets up to resolution 256×256 .



Figure 6: Random samples from the automodulator trained on FFHQ at a resolution 256×256 .



Figure 7: Random samples for an automodulator trained on CELEBA-HQ at resolution 256×256 .




Figure 8: Additional samples from an automodulator trained on LSUN Bedrooms and Cars a resolution of at 256×256 .




Figure 9: Uncurated examples of reconstruction quality in 256×256 resolution with images from the FFHQ test set (top row).



Figure 10: Uncurated examples of reconstruction quality in 256×256 resolution with images from the CELEBA-HQ test set (top row).

A.3 RECONSTRUCTIONS

We include examples of the reconstruction capabilities of the automodulator at 256×256 in for uncurated test set samples from the FFHQ and CELEBA-HQ data sets. These examples are provided in Figs. 9–10.

A.4 CONDITIONAL SAMPLING

The automodulator directly allows for conditional sampling in the sense of fixing a latent encoding z_A , but allowing some of the modulations come from a random encoding $z_B \sim \mathcal{N}(\mathbf{0}, \mathbf{I})$. In Fig. 11, we show conditional sampling of 128×128 random face images based on ‘coarse’ (latent resolutions $4 \times 4 - 8 \times 8$) and ‘intermediate’ ($16 \times 16 - 32 \times 32$) latent features of the fixed input. The input image controls the coarse features (such as head shape, pose, gender) on the top and more fine features (expressions, accessories, eyebrows) on the bottom.

A.5 STYLE MIXING AND INTERPOLATION

The well disentangled latent space allows for interpolations between encoded images. We show regular latent space interpolations between the reconstructions of new input images (Fig. 12).

As two more systematic style mixing examples, we include style mixing results based on both FFHQ and LSUN Cars. The source images are unseen real test images, not self-generated images. In Figs. 13 and 14 we show a matrix of cross-mixing either ‘coarse’ (latent resolutions $4 \times 4 - 8 \times 8$)




Figure 11: Conditional sampling of 256×256 random face images based on ‘coarse’ (latent resolutions $4 \times 4 - 8 \times 8$) and ‘intermediate’ ($16 \times 16 - 32 \times 32$) latent features of the fixed unseen test input. The input image controls the coarse features (such as head shape, pose, gender) on the top and more fine features (expressions, accessories, eyebrows) on the bottom.



Figure 12: Interpolation between random test set CELEBA-HQ images in 128×128 (in the corners) which the model has not seen during training. The model captures most of the salient features in the reconstructions and produces smooth interpolations at all points in the traversed space.


or ‘intermediate’ ($16 \times 16 - 32 \times 32$) latent features. Mixing coarse features results in large-scale changes, such as pose, while the intermediate features drive finer details, such as color.

A.6 COMPARISON TO GAN INVERSION

Although a GAN trained without an encoder cannot take inputs directly, it is possible to fit images into its latent space by training an encoder after regular GAN training, or by using a separate optimization process. One may wonder how well such image reconstruction would compare to our results here. To illustrate the differences, we find the latent codes for StyleGAN (Karras et al., 2019) with an optimizer, leveraging VGG16 feature projections (Simonyan & Zisserman, 2015; Puzer (GitHub user), 2019). The optimization takes place in the large 18×512 latent space, and the resulting latent codes are decoded back to 1024×1024 image space in the regular way by the GAN generator network.

For the experiment, we run the projector for a varying number of iterations, up to 200, or 68 seconds per image on average. We use the StyleGAN network pretrained on FFHQ, and compare to Automodulator also trained on FFHQ, and we test the results on 1000 CELEBA-HQ images, on a single NVIDIA Titan V gpu. The script is based on the implementation of Puzer (GitHub user) (2019). To measure the similarity of reconstructed images to the originals, we use the same LPIPS measure as before, with images cropped to 128×128 in the middle of the face region. Note that StyleGAN images are matched at 1024×1024 scale and then scaled down to 256×256 before the cropping. (Note: Concurrently to the publishing of this version of the manuscript, an improved version of StyleGAN with possibly better projection capabilities has been released. It is possible that the corresponding results will improve.)

The results (Fig. 15) are calculated for various stages of the optimization for StyleGAN, against the single direct encoding result of Automodulator. The Automodulator uses no separate optimization processes. The results indicate that on this hardware setup, it takes over 10 seconds for the optimization process to reconstruct a single image to match the LPIPS of Automodulator, whereas a single images takes only 0.0079 s for the Automodulator encoder inference (or 0.1271 s for a batch of 16 images). The performance difference is at the considerable four orders of magnitude. StyleGAN projection does, however, continue improving to produce significantly better LPIPS, given more optimization. Moreover, to get the best results, we used the 1024×1024 resolution, which makes the optimization somewhat slower, and has not yet been matched by Automodulator. However, it is clear that a performance difference of over $10000 \times$ limits the use cases of the GAN projection approach. For instance, in cases where the projected latent codes can be complemented by fast inference, such as Hou et al. (2019), the optimization speed is not limiting.




(a) Using ‘coarse’ (latent resolutions $4 \times 4 - 8 \times 8$) latent features from B and the rest from A.




(b) Using the ‘intermediate’ ($16 \times 16 - 32 \times 32$) latent features from B and the rest from A.

Figure 13: Style mixing of FFHQ face images. The source images are unseen real test images, not self-generated images.



(a) Using ‘coarse’ (latent resolutions $4 \times 4 - 8 \times 8$) latent features from B and the rest from A. Most notably, the B cars drive the car pose.



(b) Using the ‘intermediate’ ($16 \times 16 - 32 \times 32$) latent features from B and the rest from A.

Figure 14: Style mixing of LSUN Cars. The source images are unseen real test images, not self-generated images.

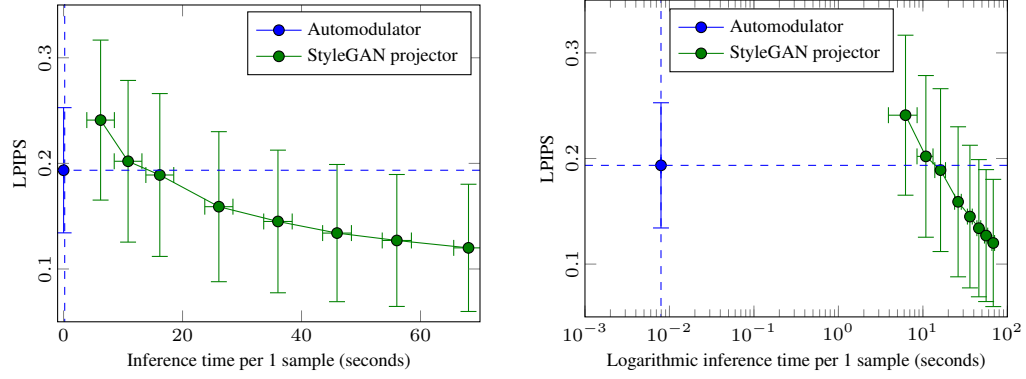


Figure 15: Comparison of LPIPS similarity of image reconstructions in Automodulator (ours) and StyleGAN (left: linear scale, right: log scale). We show that optimization to StyleGAN latent space takes 4 orders of magnitude more time to match the Automodulator (up to 16 s), but will continue improving thereafter. Here, the Automodulator encodes 1 image in 0.008 s, with the LPIPS shown as the constant horizontal line.