

NUMERICAL SOLUTION OF LARGE SCALE HARTREE-FOCK-BOGOLIUBOV EQUATIONS

LIN LIN¹ AND XIAOJIE WU²

Abstract. The Hartree-Fock-Bogoliubov (HFB) theory is the starting point for treating superconducting systems. However, the computational cost for solving large scale HFB equations can be much larger than that of the Hartree-Fock equations, particularly when the Hamiltonian matrix is sparse, and the number of electrons N is relatively small compared to the matrix size N_b . We first provide a concise and relatively self-contained review of the HFB theory for general finite sized quantum systems, with special focus on the treatment of spin symmetries from a linear algebra perspective. We then demonstrate that the pole expansion and selected inversion (PEXSI) method can be particularly well suited for solving large scale HFB equations. For a Hubbard-type Hamiltonian, the cost of PEXSI is at most $\mathcal{O}(N_b^2)$ for both gapped and gapless systems, which can be significantly faster than the standard cubic scaling diagonalization methods. We show that PEXSI can solve a two-dimensional Hubbard-Hofstadter model with N_b up to 2.88×10^6 , and the wall clock time is less than 100 s using 17280 CPU cores. This enables the simulation of physical systems under experimentally realizable magnetic fields, which cannot be otherwise simulated with smaller systems.

AMS Subject Classification. — Please, give AMS classification codes —.

The dates will be set by the publisher.

1. INTRODUCTION

The Hartree-Fock (HF) theory plays a fundamental role in quantum physics and chemistry. Similarly, the Hartree-Fock-Bogoliubov (HFB) theory is the simplest first principle method for treating superconducting systems. The HFB theory generalizes the celebrated Bardeen-Cooper-Schrieffer (BCS) theory [3, 4], which successfully explained superconducting phenomena when the phase transition temperature (denoted by T_c) is low. Even for high T_c superconductors (HTC) where the HFB theory is not effective by itself, it is still the starting point and a key component in more advanced theories, such as those based on quantum Monte Carlo methods [8, 47, 48] and quantum embedding theories [55, 56]. A distinctive feature of HFB is the existence of the *pairing effect*. When pairing occurs, the number of particles is no longer a good quantum number, and a fluctuating number of particles is the premise of the superconducting phenomena.

Consider a quantum many-body system discretized using N_b basis functions (called spin orbitals in quantum physics literature) with N electrons (for HFB, this is defined in the sense of an ensemble average). Both the HF and HFB equations are nonlinear equations, which can be solved iteratively via the self-consistent field

Keywords and phrases: Hartree-Fock-Bogoliubov equation, PEXSI, Hubbard-Hofstadter model, superconductivity

¹ Department of Mathematics, University of California, Berkeley, and Computational Research Division, Lawrence Berkeley National Laboratory, Berkeley, CA 94720. Email: linlin@math.berkeley.edu

² Department of Mathematics, University of California, Berkeley, CA 94720. Email: xiaojiewu@berkeley.edu

(SCF) iteration. However, the computational cost for solving the HFB equations can be much higher, due to the following two reasons. 1) HF calculations require computing the lowest N eigenfunctions of a Hamiltonian matrix of size N_b , while HFB requires computing the lowest N_b eigenfunctions of a quasi-Hamiltonian matrix of size $2N_b$, i.e. 50% of the eigenpairs. This essentially forbids the efficient usage of iterative eigensolvers, even if $N_b \gg N$ (such as the case of a large basis set or low-doping) or if the HFB Hamiltonian is sparse. 2) The constraint of the number of electrons in the HF theory can be trivially satisfied by taking the lowest N eigenfunctions. Such a constraint in the HFB theory can only be satisfied by iteratively adjusting the chemical potential, which can increase the number of SCF iterations. Therefore in practice it can be difficult to perform HFB calculations for large scale systems, such as the treatment of superconductors under an experimentally realizable magnetic field [57], large quantum dots [11, 15], nano-transport phenomena [28], to name a few.

Contribution:

The contribution of this paper is two-fold. First, we attempt to provide a relatively concise and self contained derivation of the HFB theory. While the HFB theory itself is certainly well-known in the physics literature, our experience indicated that the derivation of its general form for finite sized quantum systems, and the associated linear algebra structures, are not commonly presented in detail. This is partly because many textbooks in physics discuss the HFB and BCS theories together, and often focus on certain special cases such as the spin-singlet coupling case or translational invariant systems. While these settings indeed occur most frequently in practice, if one starts from such settings, some amount of reverse engineering could be needed to grasp the overall picture. Our perspective largely follows that of the excellent textbook by Blaizot and Ripka [23]¹, which focuses on finite sized systems and therefore can be described using finite dimensional matrices. We compare the difference between the numerical solution of HF equations and HFB equations, especially in the case when N_b is large. We also introduce the concept of spin-singlet and spin-triplet couplings from a linear algebra perspective, which reduces the dimension of the Hamiltonian. We hope our presentation would be useful for interested readers not familiar with the matter.

Second, we propose to accelerate large scale HFB calculations using the pole expansion and selected inversion (PEXSI) method [36, 38], which is a Fermi operator expansion (FOE) method for solving electronic structure problems [14]. While the computational cost for diagonalizing the HFB Hamiltonian scales as $O(N_b^3)$, PEXSI can evaluate the generalized density matrix with cost that scales at most as $O(N_b^2)$ for certain sparse Hamiltonians (such as Hubbard-type Hamiltonians). As mentioned before, diagonalization methods for HF calculations only need to evaluate the lowest N eigenpairs, and can immediately identify the chemical potential once the eigenvalues are available. On the other hand, the cost of PEXSI only depends on N_b and is independent of N , and the chemical potential can only be determined iteratively. Therefore for HF calculations, PEXSI only becomes faster than diagonalization methods when the system size becomes relatively large. The advantage of diagonalization methods no longer holds for HFB calculations, and therefore PEXSI can become advantageous at rather small system sizes. Furthermore, the PEXSI method is ideally suited for parallel computing, and can be scaled to $10^4 \sim 10^5$ processors.

Using a two-dimensional Hubbard-Hofstadter model for example, we demonstrate that the PEXSI method can already be more efficient than diagonalization methods for small systems of less than 400 sites. Thanks to the reduced complexity, we perform large scale HFB calculations for systems of 1.44×10^6 sites, and the wall clock time of each calculation of grand canonical ensemble is less than 100 seconds using 17280 CPU cores. A diagonalization method would require using a dense eigensolver for a complex matrix of size 2.88×10^6 , which is prohibitively expensive. This allows us to approach the experimentally realizable range of magnetic fields of around 20 Tesla, using a lattice of around 2×10^6 sites (and the matrix size is 4×10^6). We also demonstrate the usage of the PEXSI based HFB method for studying phase diagrams and striped order of the pairing potential for large systems.

Related works: The general mathematical formulation of the HFB theory was studied comprehensively by Bach, Lieb and Solovej [2], which leads to many subsequent works [6, 16, 17, 29, 32]. The first study HFB from the perspective of numerical analysis only appeared a few years ago by Lewin and Paul [33], which focused

¹Unfortunately, we found that this book seems to be out of production now.

on the self-consistent field iterations in HFB calculations. Besides diagonalization methods, Fermi operator expansion methods (based on the Chebyshev expansion) have also been used to accelerate the solution of HFB equations [10, 42, 54].

Organization: The rest of the paper is organized as follows. We first introduce some background information, including the HF theory and a corollary of Wick's theorem in Section 2. This allows us to introduce the HFB theory in Section 3, in a way that is parallel to the discussion of the HF theory. The numerical solution of HFB equations using diagonalization methods, and the symmetry considerations are discussed in Section 4. We then introduce the PEXSI method for HFB calculations in Section 5. We demonstrate the numerical performance of PEXSI in Section 6. The conclusion and discussion are given in Section 7.

2. PRELIMINARIES

Throughout the paper, we use the Dirac bra-ket notation for quantum states. For a matrix $A \in \mathbb{C}^{m \times n}$, its transpose, complex conjugate (entry-wise), and Hermitian conjugate are denoted by A^\top , \bar{A} , A^\dagger , respectively. Unless otherwise mentioned, a vector is always viewed as a column vector.

In the second-quantized formulation, the state space is called the Fock space, denoted by \mathcal{F} . The Fock space is the direct sum of tensor products of multiple replicas of single-particle Hilbert space \mathcal{H} . Given a basis $\{|\psi_i\rangle\}_{i=1, \dots, N_b}$ of \mathcal{H} , the occupancy number basis set for the Fock space is

$$\{|s_1, \dots, s_{N_b}\rangle = |\psi_1\rangle^{s_1} \dots |\psi_{N_b}\rangle^{s_{N_b}}\}, \quad s_i \in \{0, 1\}, i = 1, \dots, N_b,$$

which is an orthonormal basis set satisfying

$$\langle s_{i_1}, \dots, s_{i_{N_b}} | s_{j_1}, \dots, s_{j_{N_b}} \rangle = \delta_{i_1 j_1} \dots \delta_{i_{N_b} j_{N_b}}. \quad (2.1)$$

Here N_b is the number of basis functions, or the number of sites in the single-particle space \mathcal{H} . Hence, the dimension of Fock space is 2^{N_b} .

A state $|\Psi\rangle \in \mathcal{F}$ will be written as a linear combination of occupancy number basis elements as follows:

$$|\Psi\rangle = \sum_{s_1, \dots, s_{N_b} \in \{0, 1\}} \Psi(s_1, \dots, s_{N_b}) |s_1, \dots, s_{N_b}\rangle, \quad \Psi(s_1, \dots, s_{N_b}) \in \mathbb{C}. \quad (2.2)$$

Hence the state vector $|\Psi\rangle$ can be identified with a vector $\Psi \in \mathbb{C}^{2^{N_b}}$, and $\mathcal{F} \cong \mathbb{C}^{2^{N_b}}$. Without loss of generality we always assume $|\Psi\rangle$ is normalized, i.e.

$$\langle \Psi | \Psi \rangle = \sum_{s_1, \dots, s_{N_b} \in \{0, 1\}} |\Psi(s_1, \dots, s_{N_b})|^2 = 1. \quad (2.3)$$

The fermionic creation and annihilation operators, which add and remove one particle in the quantum state, are respectively defined as ($p = 1, \dots, N_b$)

$$\begin{aligned} \hat{a}_p^\dagger |s_1, \dots, s_{N_b}\rangle &= (-1)^{\sum_{q=1}^{p-1} s_q} (1 - s_p) |s_1, \dots, 1 - s_p, \dots, s_{N_b}\rangle, \\ \hat{a}_p |s_1, \dots, s_{N_b}\rangle &= (-1)^{\sum_{q=1}^{p-1} s_q} s_p |s_1, \dots, 1 - s_p, \dots, s_{N_b}\rangle. \end{aligned} \quad (2.4)$$

They satisfy the canonical anti-communication relation (CAR)

$$\{\hat{a}_p^\dagger, \hat{a}_q\} = \delta_{pq}, \quad \{\hat{a}_p^\dagger, \hat{a}_q^\dagger\} = 0, \quad \{\hat{a}_p, \hat{a}_q\} = 0, \quad p, q = 1, \dots, N_b. \quad (2.5)$$

The number operator defined as $\hat{n}_p := \hat{a}_p^\dagger \hat{a}_p$ satisfies

$$\hat{n}_p |s_1, \dots, s_{N_b}\rangle = s_p |s_1, \dots, s_{N_b}\rangle, \quad p = 1, \dots, N_b. \quad (2.6)$$

The eigenvalues of number operators are either 0 or 1. We also define $\hat{N} = \sum_{p=1}^{N_b} \hat{n}_p$ to be the total number operator.

The state $|0\rangle := |0, \dots, 0\rangle$ is called the vacuum state. In particular, an annihilation operator acting on the vacuum state always vanishes, i.e.

$$\hat{a}_p |0\rangle = 0, \quad p = 1, \dots, N_b. \quad (2.7)$$

In fact, Eq. (2.7) can also be viewed as the *defining equation* for the vacuum corresponding to a set of creation and annihilation operators satisfying the CAR. For a given state $|\Psi\rangle \in \mathcal{F}$ and a self-adjoint operator \hat{O} , we define $\langle \hat{O} \rangle := \langle \Psi | \hat{O} | \Psi \rangle$ to be the expectation value of \hat{O} .

In this paper, we assume that the quantum many-body Hamiltonian takes the form

$$\hat{H} = \sum_{p,q=1}^{N_b} h_{pq}^0 \hat{a}_p^\dagger \hat{a}_q + \frac{1}{4} \sum_{p,q,r,s=1}^{N_b} V_{pqrs} \hat{a}_p^\dagger \hat{a}_q^\dagger \hat{a}_s \hat{a}_r \quad (2.8)$$

Here $h^0 \in \mathbb{C}^{N_b \times N_b}$ is a Hermitian matrix. The superscript 0 means that h^0 only comes from the single-particle contribution. V is a 4-tensor and characterizes the two-particle interaction. Due to the CAR, without loss of generality we may require V to satisfy the following symmetry properties

$$V_{pqrs} = -V_{pqsr} = -V_{qprs} = V_{qpsr}. \quad (2.9)$$

In other words, $V \in \mathbb{C}^{N_b \times N_b \times N_b \times N_b}$ is an anti-symmetric 4-tensor with respect to the permutation of indices p, q or r, s . Furthermore, $V_{pqrs} = \bar{V}_{rspq}$. More general Hamiltonians such as those containing a cubic term with respect to the creation and annihilation operators can be treated similarly. Note that the Hamiltonian should be viewed as a discretized model, obtained by discretizing a quantum many-body Hamiltonian in the continuous space using N_b spin orbitals. In quantum chemistry, the symmetry requirement of V in Eq. (2.9) implies that we use the anti-symmetrized form of the two-electron integral [49]. For simplicity we omit the Hamiltonian in the continuous space and the detailed form of the spin orbitals, and directly focus on the discretized model. If an operator \hat{O} commutes with the total number operator, i.e. $[\hat{O}, \hat{N}] = 0$, then \hat{O} is called a particle number preserving operator. It is clear that the many-body Hamiltonian \hat{H} is a particle number preserving operator. In the discussion below, when the context is clear we may drop the range of the summation.

Our goal is to compute the ground-state energy of (2.8), which can be obtained by variational principle as

$$E_0 = \inf_{|\Psi\rangle \in \mathcal{F}: \langle \Psi | \Psi \rangle = 1} \langle \Psi | \hat{H} - \mu \hat{N} | \Psi \rangle. \quad (2.10)$$

The chemical potential μ is a Lagrange multiplier chosen so that the ground state wavefunction $|\Psi\rangle$ has a number of electrons equal to a pre-specified integer $N \in \{0, 1, \dots, N_b\}$, such that

$$\langle \Psi | \hat{N} | \Psi \rangle = N. \quad (2.11)$$

In the Hartree-Fock theory, the wavefunction is not minimized with respect to the entire Fock space, but is assumed to be of the form

$$|\Psi\rangle = \hat{c}_1^\dagger \cdots \hat{c}_N^\dagger |0\rangle. \quad (2.12)$$

Here we defined a new set of creation operators

$$\hat{c}_i^\dagger = \sum_{p=1}^{N_b} \hat{a}_p^\dagger \Phi_{pi}, \quad i = 1, \dots, N. \quad (2.13)$$

The columns of the matrix $\Phi \in \mathbb{C}^{N_b \times N}$ are a set of orthonormal vectors, and the new set creation operators satisfy the CAR

$$\{\hat{c}_i^\dagger, \hat{c}_j\} = \delta_{ij}, \quad \{\hat{c}_i^\dagger, \hat{c}_j^\dagger\} = 0, \quad \{\hat{c}_i, \hat{c}_j\} = 0.$$

By extending Φ to be a unitary matrix $\tilde{\Phi}$ of size $N_b \times N_b$, we may define N_b creation operators $\{\hat{c}_i^\dagger\}_{i=1}^{N_b}$, and correspondingly the annihilation operators $\{\hat{c}_i\}_{i=1}^{N_b}$ that satisfy the CAR. Let us introduce the short hand notation

$$\hat{a}^\dagger = (\hat{a}_1^\dagger, \dots, \hat{a}_{N_b}^\dagger), \quad \hat{a} = (\hat{a}_1, \dots, \hat{a}_{N_b})^\top,$$

and correspondingly

$$\hat{c}^\dagger = (\hat{c}_1^\dagger, \dots, \hat{c}_{N_b}^\dagger), \quad \hat{c} = (\hat{c}_1, \dots, \hat{c}_{N_b})^\top.$$

They satisfy

$$\hat{c}^\dagger = \hat{a}^\dagger \tilde{\Phi}, \quad \hat{c} = \tilde{\Phi}^\dagger \hat{a}.$$

A wavefunction of the form (2.12) is called a *Slater determinant*. The term ‘‘determinant’’ comes from that the wavefunction (2.12) in the first quantized representation can be written as a determinant [49]. The set of all Slater determinants is denoted by \mathcal{S}^{HF} . It can be directly verified that any Slater determinant satisfies the constraint for the number of electrons (2.11). Hence the chemical potential only contributes a constant term μN to the energy and can be neglected. Then the Hartree-Fock theory can be concisely formulated as

$$E_0^{\text{HF}} = \inf_{|\Psi\rangle \in \mathcal{S}^{\text{HF}}} \langle \Psi | \hat{H} | \Psi \rangle. \quad (2.14)$$

Note that each state $|\Psi\rangle \in \mathcal{S}^{\text{HF}}$ is automatically normalized due to the orthonormal constraint of the matrix Φ .

Using the CAR (more specifically $\hat{c}_i^\dagger \hat{c}_i^\dagger = 0$), we have for any $|\Psi\rangle \in \mathcal{S}^{\text{HF}}$ parameterized by Eq. (2.12)

$$\hat{c}_i^\dagger |\Psi\rangle = 0, \quad i = 1, \dots, N.$$

In quantum physics, the creation and annihilation operators are often renamed as follows

$$\begin{aligned} \hat{b}_i &= \hat{c}_i^\dagger, & \hat{b}_i^\dagger &= \hat{c}_i, & i &= 1, \dots, N, \\ \hat{b}_i &= \hat{c}_i, & \hat{b}_i^\dagger &= \hat{c}_i^\dagger, & i &= N+1, \dots, N_b. \end{aligned} \quad (2.15)$$

We can readily verify that $\{\hat{b}_i^\dagger, \hat{b}_i\}$ satisfy the CAR. Eq. (2.15) is often referred to as the particle-hole transformation, where the states $i = 1, \dots, N$ defining the Slater determinant are called ‘‘holes’’, and the rest of the states $i = N+1, \dots, N_b$ are called ‘‘particles’’ [23]. Using the particle-hole transformation, the Slater determinant satisfies

$$\hat{b}_i |\Psi\rangle = 0, \quad i = 1, \dots, N_b. \quad (2.16)$$

Recall that the property (2.7) for the vacuum state $|0\rangle$, we find that a state $|\Psi\rangle \in \mathcal{S}^{\text{HF}}$ can be viewed as a vacuum operator defined by the annihilation operators $\{\hat{b}_i\}_{i=1}^{N_b}$. In this sense, $|\Psi\rangle$ is called a *quasi-particle vacuum* state [23].

The advantage of viewing $|\Psi\rangle$ as a quasi-particle vacuum state is that one may concisely derive the Hartree-Fock equations using Wick’s theorem (see e.g. [23, 44, 49]). We omit the general formulation of Wick’s theorem here, and only give the particular instance of Wick’s theorem useful for the purpose of this paper below.

Proposition 1 (Wick’s theorem). *If $|\Psi\rangle$ is a quasi-particle vacuum state with respect to a set of creation and annihilation operators satisfying the CAR, then the expectation value $\langle A_1 A_2 A_3 A_4 \rangle := \langle \Psi | A_1 A_2 A_3 A_4 | \Psi \rangle$ with respect to four operators A_1, A_2, A_3, A_4 can be evaluated as*

$$\langle A_1 A_2 A_3 A_4 \rangle = \langle A_1 A_2 \rangle \langle A_3 A_4 \rangle - \langle A_1 A_3 \rangle \langle A_2 A_4 \rangle + \langle A_1 A_4 \rangle \langle A_2 A_3 \rangle. \quad (2.17)$$

For any $|\Psi\rangle \in \mathcal{F}$, we may define the *density matrix* as

$$\rho_{pq} := \langle \hat{a}_q^\dagger \hat{a}_p \rangle, \quad p, q = 1, \dots, N_b. \quad (2.18)$$

Then if $|\Psi\rangle \in \mathcal{S}^{\text{HF}}$, by Wick's theorem

$$\begin{aligned} \langle \hat{a}_p^\dagger \hat{a}_q^\dagger \hat{a}_s \hat{a}_r \rangle &= \langle \hat{a}_p^\dagger \hat{a}_r \rangle \langle \hat{a}_q^\dagger \hat{a}_s \rangle - \langle \hat{a}_p^\dagger \hat{a}_s \rangle \langle \hat{a}_q^\dagger \hat{a}_r \rangle + \langle \hat{a}_p^\dagger \hat{a}_q^\dagger \rangle \langle \hat{a}_s \hat{a}_r \rangle \\ &= \rho_{rp} \rho_{sq} - \rho_{sp} \rho_{rq}. \end{aligned} \quad (2.19)$$

Note that $|\Psi\rangle$ is an eigenstate of \hat{N} , and hence the anomalous term $\langle \hat{a}_p^\dagger \hat{a}_q^\dagger \rangle = \langle \hat{a}_s \hat{a}_r \rangle = 0$.

Furthermore, through direct computation we can verify

$$\rho_{pq} = \sum_{i=1}^N \Phi_{pi} \bar{\Phi}_{qi}, \quad p, q = 1, \dots, N_b,$$

or in matrix form

$$\rho = \Phi \Phi^\dagger.$$

Therefore the density matrix for a Slater determinant is a Hermitian, idempotent matrix and its trace is equal to N . In fact this defines the set of admissible density matrices as

$$\mathcal{D}^{\text{HF}} = \{ \rho \in \mathbb{C}^{N_b \times N_b} \mid \rho^\dagger = \rho, \quad \rho^2 = \rho, \quad \text{Tr}[\rho] = N \}. \quad (2.20)$$

The total energy functional with respect to $|\Psi\rangle \in \mathcal{S}^{\text{HF}}$ can be written as a functional of ρ as

$$\begin{aligned} \mathcal{E}^{\text{HF}}[\rho] &:= \langle \hat{H} \rangle \\ &= \sum_{pq} h_{pq}^0 \rho_{qp} + \frac{1}{4} \sum_{pqrs} V_{pqrs} (\rho_{rp} \rho_{sq} - \rho_{sp} \rho_{rq}) \\ &= \sum_{pq} h_{pq}^0 \rho_{qp} + \frac{1}{2} \sum_{pqrs} V_{pqrs} \rho_{rp} \rho_{sq}. \end{aligned} \quad (2.21)$$

In the last equality, we have used the anti-symmetry condition $V_{pqrs} = -V_{pqsr}$.

To solve the minimization problem, we define

$$h_{pq}[\rho] := \frac{\partial \mathcal{E}^{\text{HF}}}{\partial \rho_{qp}} = h_{pq}^0 + \sum_{rs} V_{prqs} \rho_{sr}. \quad (2.22)$$

Let ρ be the minimizer of Eq. (2.10) with the energy functional defined in Eq. (2.21), and assume that there is a positive energy gap between the N -th and $(N+1)$ -th eigenvalues of $h[\rho]$. Then the corresponding Euler-Lagrange equation gives the following nonlinear eigenvalue problem

$$h[\rho] \Phi = \Phi \Lambda, \quad \rho = \Phi \Phi^\dagger. \quad (2.23)$$

Here all columns of $\Phi \in \mathbb{C}^{N_b \times N}$ form an orthonormal set of N vectors, and $\Lambda = \text{diag}(\varepsilon_1, \dots, \varepsilon_N) \in \mathbb{R}^{N \times N}$ is a diagonal matrix, i.e. (Λ, Φ) are the eigenpairs corresponding to the lowest N eigenvalues of $h[\rho]$. Eq. (2.23) is called the Hartree-Fock equation, which needs to be solved self-consistently until convergence. The choice of taking the lowest N eigenpairs is called the *aufbau principle* in quantum physics literature, which can be rigorously proved for certain choice of two-particle interaction V [2].

3. HARTREE-FOCK-BOGOLIUBOV THEORY

In the Hartree-Fock theory, a state $|\Psi\rangle \in \mathcal{S}^{\text{HF}}$ has a well defined number of electrons N , and the Hartree-Fock Hamiltonian is a particle number preserving operator. The Hartree-Fock-Bogoliubov (HFB) theory relaxes such

a constraint and allows the particle number to fluctuate. We first group the annihilation operators as a column vector as

$$\hat{\alpha} = \begin{pmatrix} \hat{a} \\ \hat{a}^\dagger \end{pmatrix}, \quad (3.1)$$

i.e. $\hat{\alpha}_p = \hat{a}_p$, $\hat{\alpha}_{N_b+p} = \hat{a}_p^\dagger$, $p = 1, \dots, N_b$, and the Hermitian conjugate of $\hat{\alpha}$ as $\hat{\alpha}^\dagger = (\hat{a}^\dagger, \hat{a})$. Note that $\{\hat{\alpha}^\dagger, \hat{\alpha}\}$ are only formal notations. In particular, they *do not* satisfy the CAR (just note that for any $1 \leq p \leq N_b$, $\{\hat{\alpha}_p, \hat{\alpha}_{p+N_b}\} = \{\hat{a}_p, \hat{a}_p^\dagger\} = 1 \neq 0$).

In parallel to the Hartree-Fock theory, the ground state wavefunction $|\Psi\rangle$ in the HFB theory is assumed to be a *generalized* Slater determinant

$$|\Psi\rangle = \hat{c}_1^\dagger \cdots \hat{c}_{N_b}^\dagger |0\rangle. \quad (3.2)$$

Note that there are N_b instead of N creation operators acting on the vacuum state. In fact, we shall define N_b creation operators

$$\hat{c}_i^\dagger = \sum_{p=1}^{2N_b} \hat{\alpha}_p^\dagger \Phi_{pi}, \quad i = 1, \dots, N_b. \quad (3.3)$$

We shall demonstrate below that by a proper choice of $\Phi \in \mathbb{C}^{2N_b \times N_b}$, the new creation and annihilation operators $\{\hat{c}_i^\dagger, \hat{c}_i\}_{i=1}^{N_b}$ indeed satisfy the CAR. If so, we may perform a new (and trivial) particle-hole transformation as

$$\hat{b}_i = \hat{c}_i^\dagger, \quad \hat{b}_i^\dagger = \hat{c}_i \quad i = 1, \dots, N_b. \quad (3.4)$$

Then $\{\hat{b}_i^\dagger, \hat{b}_i\}_{i=1}^{N_b}$ satisfy the CAR, and the generalized Slater determinant (3.2) satisfy

$$\hat{b}_i |\Psi\rangle = 0, \quad i = 1, \dots, N_b, \quad (3.5)$$

i.e. it is a quasi-particle vacuum state. The set of all such generalized Slater determinants is denoted by \mathcal{S}^{HFB} .

We define the density matrix ρ , and the pair matrix κ associated with a state $|\Psi\rangle$ as

$$\rho_{pq} := \langle \hat{a}_q^\dagger \hat{a}_p \rangle, \quad \kappa_{pq} := \langle \hat{a}_q \hat{a}_p \rangle, \quad p, q = 1, \dots, N_b. \quad (3.6)$$

Note that $|\Psi\rangle \in \mathcal{S}^{\text{HFB}}$ does not necessarily have a well defined particle number, i.e. $|\Psi\rangle$ is not an eigenstate of \hat{N} , and the pair matrix κ may not vanish. From the CAR we find that the density matrix and the pair matrix satisfy the symmetry properties

$$\rho^\dagger = \rho, \quad \kappa^\top = -\kappa. \quad (3.7)$$

We also define generalized density matrix

$$R_{pq} := \langle \hat{\alpha}_q^\dagger \hat{\alpha}_p \rangle, \quad (3.8)$$

and its block structure is recorded in Proposition 2.

Proposition 2. *In a matrix block form, the generalized density matrix R can be written as*

$$R = \begin{pmatrix} \rho & \kappa \\ -\bar{\kappa} & I - \bar{\rho} \end{pmatrix}. \quad (3.9)$$

where I is the identity matrix of size N_b . Furthermore, R is Hermitian.

Proof. According to the block partition of $\hat{\alpha}$, let us first partition R in a 2×2 matrix block form as

$$R = \begin{pmatrix} A & B \\ C & D \end{pmatrix}. \quad (3.10)$$

Then clearly the (1, 1) matrix block $A = \rho$, and the (1, 2) matrix block $B = \kappa$. The (2, 1) block is

$$C_{pq} = \langle \hat{a}_q^\dagger \hat{a}_p^\dagger \rangle = \overline{\langle \hat{a}_p \hat{a}_q \rangle} = \bar{\kappa}_{qp}.$$

Using the condition $\kappa = -\kappa^\top$, we have $\bar{\kappa}_{qp} = -\bar{\kappa}_{pq}$, and hence $C = -\bar{\kappa}$.

Similarly, the (2, 2)-block can be computed as

$$D_{pq} = \langle \hat{a}_q \hat{a}_p^\dagger \rangle = \delta_{pq} - \langle \hat{a}_p^\dagger \hat{a}_q \rangle = \delta_{pq} - \rho_{qp}.$$

Since $\rho = \rho^\dagger$, we have $\rho_{qp} = \bar{\rho}_{pq}$, and hence $D = I - \bar{\rho}$. This proves the form (3.9).

Again using symmetry properties of ρ, κ , we have

$$R^\dagger = \begin{pmatrix} \rho^\dagger & -\kappa^\top \\ \kappa^\dagger & I - \bar{\rho}^\dagger \end{pmatrix} = \begin{pmatrix} \rho & \kappa \\ -\bar{\kappa} & I - \bar{\rho} \end{pmatrix} = R.$$

Hence R is Hermitian. □

For $|\Psi\rangle \in \mathcal{S}^{\text{HFB}}$, we can apply Wick's theorem in Proposition 1 again to evaluate expectation values

$$\begin{aligned} \langle \hat{a}_p^\dagger \hat{a}_q^\dagger \hat{a}_s \hat{a}_r \rangle &= \langle \hat{a}_p^\dagger \hat{a}_r \rangle \langle \hat{a}_q^\dagger \hat{a}_s \rangle - \langle \hat{a}_p^\dagger \hat{a}_s \rangle \langle \hat{a}_q^\dagger \hat{a}_r \rangle + \langle \hat{a}_p^\dagger \hat{a}_q^\dagger \rangle \langle \hat{a}_s \hat{a}_r \rangle \\ &= \rho_{rp} \rho_{sq} - \rho_{sp} \rho_{rq} + \bar{\kappa}_{pq} \kappa_{rs}. \end{aligned} \quad (3.11)$$

Due to the breaking of the particle number symmetry, there is an anomalous term in the energy defined in terms of the pair matrix κ and its conjugate. Furthermore, R can be written as

$$R_{pq} = \sum_{i=1}^{N_b} \Phi_{pi} \bar{\Phi}_{qi}, \quad p, q = 1, \dots, 2N_b,$$

or in matrix form

$$R = \Phi \Phi^\dagger.$$

Hence R is an idempotent matrix, and we always have $\text{Tr}[R] = N_b$. In the HFB theory, the number of electrons cannot be set by the rank condition of the generalized density matrix R . Instead it is given by the trace of the density matrix ρ , i.e. $\text{Tr}[\rho] = N$. The set of the generalized density matrix is defined as

$$\mathcal{D}^{\text{HFB}} = \{R \in \mathbb{C}^{2N_b \times 2N_b} | R^\dagger = R, \quad R^2 = R, \quad \text{Tr}[\rho] = N\}. \quad (3.12)$$

The total energy functional of the HFB theory is

$$\begin{aligned} \mathcal{E}^{\text{HFB}}[R] &:= \langle \hat{H} - \mu \hat{N} \rangle \\ &= \sum_{pq} (h_{pq}^0 - \mu \delta_{pq}) \rho_{qp} + \frac{1}{4} \sum_{pqrs} V_{pqrs} (\rho_{rp} \rho_{sq} - \rho_{sp} \rho_{rq} + \bar{\kappa}_{pq} \kappa_{rs}) \\ &= \sum_{pq} (h_{pq}^0 - \mu \delta_{pq}) \rho_{qp} + \frac{1}{2} \sum_{pqrs} V_{pqrs} \rho_{rp} \rho_{sq} + \frac{1}{4} \sum_{pqrs} V_{pqrs} \bar{\kappa}_{pq} \kappa_{rs}. \end{aligned} \quad (3.13)$$

Let R be the minimizer of the following problem

$$E_0^{\text{HFB}} = \inf_{R \in \mathcal{D}^{\text{HFB}}} \mathcal{E}^{\text{HFB}}[R]. \quad (3.14)$$

with its energy functional defined in Eq. (3.13). Similar to Eq. (2.22), the linearized Hamiltonian due to variation with respect to ρ is (the only addition is a diagonal term due to the chemical potential)

$$h_{pq}[\rho] := \frac{\partial \mathcal{E}^{\text{HFB}}[R]}{\partial \rho_{qp}} = h_{pq}^0 - \mu \delta_{pq} + \sum_{rs} V_{prqs} \rho_{sr}. \quad (3.15)$$

Due to the pair matrix, we also define the pairing field (also called the pairing potential, or gap function in the setting of translation-invariant systems) as

$$\Delta_{pq}[\kappa] := \frac{\partial \mathcal{E}^{\text{HFB}}[R]}{\partial \bar{\kappa}_{pq}} = \frac{1}{4} \sum_{rs} V_{pqrs} \kappa_{rs} - \frac{1}{4} \sum_{rs} V_{qprs} \kappa_{rs} = \frac{1}{2} \sum_{rs} V_{pqrs} \kappa_{rs}. \quad (3.16)$$

Note the difference between the order of the p, q indices in h and Δ . Here we have used the anti-symmetry property of κ (and hence $\bar{\kappa}$), as well as the anti-symmetry property of V . Similar to ρ, κ , the matrices $h[\rho], \Delta[\kappa]$ satisfy the symmetry properties

$$h = h^\dagger, \quad \Delta = -\Delta^\top. \quad (3.17)$$

Then the Euler-Lagrange equation corresponding to the minimization problem (3.14) gives the following nonlinear eigenvalue problem

$$\mathcal{H}[R]\Phi = \Phi\Lambda, \quad R = \Phi\Phi^\dagger. \quad (3.18)$$

Here the quasi-particle Hamiltonian $\mathcal{H}[R]$ is defined as

$$\mathcal{H}[R] = \begin{pmatrix} h[\rho] & \Delta[\kappa] \\ -\Delta[\kappa] & -\bar{h}[\rho] \end{pmatrix}. \quad (3.19)$$

$\mathcal{H}[R]$ is a Hermitian matrix due to the symmetry properties of h, Δ . The eigenvalues are ordered non-decreasingly as $\varepsilon_1 \leq \varepsilon_2 \dots \leq \varepsilon_{N_b}$, and $\Lambda = \text{diag}(\varepsilon_1, \dots, \varepsilon_{N_b})$. The eigenvectors $\Phi \in \mathbb{C}^{2N_b \times N_b}$ are an orthonormal set of N_b vectors, and (Λ, Φ) are the eigenpairs corresponding to the lowest N_b eigenvalues of $\mathcal{H}[R]$. The chemical potential μ should be adjusted so that

$$N = \langle \Psi | \hat{N} | \Psi \rangle = \text{Tr}[\rho]. \quad (3.20)$$

Again, the *aufbau principle*, or the choice of taking the algebraically lowest N_b eigenpairs, does not always hold, but the principle can be rigorously proved for certain choice of two-particle interaction V [2, 33]. The eigenvalue problem (3.18) is called the Hartree-Fock-Bogoliubov (HFB) equation, which is also called the Bogoliubov-de Gennes (BdG) equation.

4. SOLVING HARTREE-FOCK-BOGOLIUBOV EQUATIONS

Similar to Hartree-Fock equations, the numerical solution of HFB equations is often obtained using self-consistent field iterations. At the ℓ -th iteration, the density matrix, pair matrix are denoted by $\rho^{(\ell)}, \kappa^{(\ell)}$, respectively. We may then construct $R^{(\ell)}$ and the quasi-particle Hamiltonian $\mathcal{H}[R^{(\ell)}]$. The lowest N_b eigenpairs of $\mathcal{H}[R^{(\ell)}]$ further can be used to define $\rho^{(\ell+1)}, \kappa^{(\ell+1)}$, and may continue the iteration until reaching self-consistency. Then we may compute the total energy using Eq. (3.13). We discuss the diagonalization method for solving HFB equations for general quasi-particle Hamiltonians in Section 4.1. In practice, the quasi-particle Hamiltonian often exhibits additional sparsity pattern due to the separation between spatial and spin degrees of freedom. In such a case, the Hamiltonian can be block-diagonalized. This will be discussed in Section 4.2.

4.1. General formulation

The quasi-particle Hamiltonian \mathcal{H} is a highly structured matrix. The corresponding structure of its eigenpairs is recorded in Proposition 3.

Proposition 3. *The eigenvalues of \mathcal{H} are real and symmetric with respect to 0. Assuming there is no zero eigenvalue, \mathcal{H} can be diagonalized in the following form*

$$\mathcal{H} \begin{pmatrix} U & \bar{V} \\ V & \bar{U} \end{pmatrix} = \begin{pmatrix} U & \bar{V} \\ V & \bar{U} \end{pmatrix} \begin{pmatrix} \Lambda & 0 \\ 0 & -\Lambda \end{pmatrix}. \quad (4.1)$$

Here $\Lambda \in \mathbb{R}^{N_b \times N_b}$ is a diagonal matrix with positive entries, and the matrix

$$\begin{pmatrix} U & \bar{V} \\ V & \bar{U} \end{pmatrix} \in U(2N_b).$$

Proof. Without loss of generality let $(u^\top, v^\top)^\top$ be an eigenvector with eigenvalue $\lambda > 0$, i.e.

$$\mathcal{H} \begin{pmatrix} u \\ v \end{pmatrix} = \lambda \begin{pmatrix} u \\ v \end{pmatrix},$$

or

$$hu + \Delta v = \lambda u, \quad -\bar{h}v - \bar{\Delta}u = \lambda v.$$

Taking the complex conjugate and negating both equations, we have

$$-\bar{h}\bar{u} - \bar{\Delta}\bar{v} = -\lambda\bar{u}, \quad h\bar{v} + \Delta\bar{u} = \lambda\bar{v}.$$

In the matrix form, this becomes

$$\mathcal{H} \begin{pmatrix} \bar{v} \\ \bar{u} \end{pmatrix} = -\lambda \begin{pmatrix} \bar{v} \\ \bar{u} \end{pmatrix}.$$

This holds for every eigenpair, and we prove the form of the decomposition (4.1). The eigenvectors form a unitary matrix directly follow from that \mathcal{H} is Hermitian. \square

Due to Proposition 3, the lowest N_b eigenvalues are always non-positive and are denoted by

$$\Lambda = \text{diag}(\varepsilon_1, \dots, \varepsilon_{N_b}), \quad \varepsilon_i \leq 0.$$

Then according to Eq. (3.18), we find that

$$\Phi = \begin{pmatrix} \bar{V} \\ \bar{U} \end{pmatrix}.$$

The generalized density matrix can be constructed from the eigenvectors associated with negative eigenvalues as

$$R = \begin{pmatrix} \bar{V} \\ \bar{U} \end{pmatrix} (V^\top \quad U^\top). \quad (4.2)$$

Compared to Eq. (3.9), we find that

$$\rho = \bar{V}V^\top, \quad \kappa = \bar{V}U^\top. \quad (4.3)$$

It remains to show that the creation and annihilation operators defined in Eq. (3.3) satisfy the CAR. Rewrite Eq. (3.3) as

$$\hat{c}_i^\dagger = \sum_{p=1}^{N_b} \hat{\alpha}_p^\dagger \bar{V}_{pi} + \sum_{q=1}^{N_b} \hat{\alpha}_q \bar{U}_{qi}, \quad i = 1, \dots, N_b.$$

Correspondingly the annihilation operators are defined as

$$\hat{c}_i = \sum_{p=1}^{N_b} \hat{\alpha}_p V_{pi} + \sum_{q=1}^{N_b} \hat{\alpha}_q^\dagger U_{qi}, \quad i = 1, \dots, N_b.$$

If we group $(\hat{c}^\dagger \ \hat{c})$ as a row vector, just as $\hat{\alpha}^\dagger$, then we have the matrix form

$$(\hat{c}^\dagger \ \hat{c}) = (\hat{\alpha}^\dagger \ \hat{\alpha}) \begin{pmatrix} \bar{V} & U \\ \bar{U} & V \end{pmatrix}, \quad (4.4)$$

which is unitary transformation of the fermionic creation and annihilation operators from Proposition 3. Therefore $\{\hat{c}_i^\dagger, \hat{c}_i\}_{i=1}^{N_b}$ indeed satisfy the CAR, $|\Psi\rangle \in \mathcal{S}^{\text{HFB}}$ is a quasi-particle vacuum, and Wick's theorem is applicable.

Due to the symmetry of eigenvalues according to Proposition 3, the existence of a positive gap $\Delta_g := \varepsilon_{N_b+1} - \varepsilon_{N_b}$ is equivalent to the statement that \mathcal{H} does not have a zero eigenvalue. Then the generalized density matrix can be compactly written using a matrix function as

$$R = \mathbb{1}_{(-\infty, 0)}(\mathcal{H}),$$

where $\mathbb{1}_{(-\infty, 0)}(\cdot)$ is the indicator function on $(-\infty, 0)$.

In the case when \mathcal{H} has zero eigenvalues or if the energy gap Δ_g is small, we need to employ the finite temperature formulation. Let $\beta = T^{-1}$ be the inverse temperature (the Boltzmann constant is taken to be 1), then the generalized density matrix should be weighted by the Fermi-Dirac distribution as

$$R = f_\beta(\mathcal{H}) := \frac{1}{e^{\beta\mathcal{H}} + 1}.$$

In the finite temperature formulation, R is the minimizer of the Helmholtz free energy, defined as

$$\mathcal{F} = E - \frac{1}{\beta} S. \quad (4.5)$$

Here

$$S = - \sum_{i=1}^{2N_b} [f_i \log f_i + (1 - f_i) \log(1 - f_i)] \quad (4.6)$$

is the entropy, and $f_i = (1 + e^{\beta\varepsilon_i})^{-1}$ is the Fermi-Dirac distribution.

When solving HFB equations self-consistently, we should note that there are in fact “two chemical potentials”. One chemical potential is used to separate the wanted and unwanted eigenpairs. This chemical potential is always set to 0 due to Proposition 3. The other chemical potential, or the “true” chemical potential denoted by μ , is used to control the number of electrons so that Eq. (3.20) is satisfied. These two chemical potentials coincide in standard Hartree-Fock type of calculations, and can be identified directly after a single step of diagonalization. In HFB, the number of electrons cannot be exactly controlled even if we fully diagonalize the system as in Eq. (4.1). This is because the total number operator \hat{N} does not commute with \hat{H} . Hence the constraint on the number of electrons can only be satisfied by dynamic adjustment of the chemical potential μ . For clarity, we summarize the differences between HF and HFB in Table 1, when diagonalization type methods are used. The reason why HFB is not suitable for iterative solver is that the number of eigenpairs to compute is always N_b , i.e. half of the eigenpairs. In this regime, Krylov type iterative solvers are *not* efficient.

4.2. Spin symmetry

In the previous discussion, each site p refers to a general spin orbital. In practice p is often resolved into a spatial index i , and a spin index $\sigma \in \{\uparrow, \downarrow\}$. We denote by $\tilde{N}_b = N_b/2$ the number of spatial orbitals. We

	HF	HFB
Matrix size	N_b	$2N_b$
Number of eigenpairs to compute	N	N_b
Number of ‘‘holes’’	N	N_b
Number of ‘‘particles’’	$N_b - N$	N_b
Fixed number of particles	Yes	No
Directly obtain μ after diagonalization	Yes	No
Good for iterative methods	Yes	No

TABLE 1. Comparison between parameters for solving Hartree-Fock theory and Hartree-Fock-Bogoliubov theory based on a diagonalization procedure.

further assume that partitioned according to the spin index, h is a 2×2 block diagonal matrix as

$$h = \begin{pmatrix} h_\uparrow & 0 \\ 0 & h_\downarrow \end{pmatrix}. \quad (4.7)$$

In other words, we assume that there is no spin-orbit coupling effect in h . The pairing field can be expressed generally in the matrix block form as

$$\Delta = \begin{pmatrix} \Delta_{\uparrow\uparrow} & \Delta_{\uparrow\downarrow} \\ \Delta_{\downarrow\uparrow} & \Delta_{\downarrow\downarrow} \end{pmatrix}. \quad (4.8)$$

Define the grouped creation operator $\hat{a}^\dagger = (\hat{a}_\uparrow^\dagger, \hat{a}_\downarrow^\dagger, \hat{a}_\uparrow, \hat{a}_\downarrow)$, and let \hat{a} be the corresponding annihilation operator, then the corresponding quasi-particle Hamiltonian takes the form

$$\mathcal{H} = \begin{pmatrix} h_\uparrow & 0 & \Delta_{\uparrow\uparrow} & \Delta_{\uparrow\downarrow} \\ 0 & h_\downarrow & \Delta_{\downarrow\uparrow} & \Delta_{\downarrow\downarrow} \\ -\bar{\Delta}_{\uparrow\uparrow} & -\bar{\Delta}_{\uparrow\downarrow} & -\bar{h}_\uparrow & 0 \\ -\bar{\Delta}_{\downarrow\uparrow} & -\bar{\Delta}_{\downarrow\downarrow} & 0 & -\bar{h}_\downarrow \end{pmatrix}. \quad (4.9)$$

The pairing field Δ can be generally decomposed as

$$\Delta = \sum_{\alpha=0}^3 \chi_\alpha \otimes \Delta_\alpha = \begin{pmatrix} -\Delta_1 + i\Delta_2 & \Delta_0 + \Delta_3 \\ -\Delta_0 + \Delta_3 & \Delta_1 + i\Delta_2 \end{pmatrix}, \quad (4.10)$$

where

$$\chi_0 = \begin{pmatrix} 0 & 1 \\ -1 & 0 \end{pmatrix}, \quad \chi_1 = \begin{pmatrix} -1 & 0 \\ 0 & 1 \end{pmatrix}, \quad \chi_2 = \begin{pmatrix} i & 0 \\ 0 & i \end{pmatrix}, \quad \chi_3 = \begin{pmatrix} 0 & 1 \\ 1 & 0 \end{pmatrix}. \quad (4.11)$$

The matrices $\{\chi_\alpha\}$ are related to the Pauli matrices, and its convention follows that in [57]. Since Δ should be an anti-symmetric matrix, we have

$$\Delta_0 = \Delta_0^\top, \quad \Delta_1 = -\Delta_1^\top, \quad \Delta_2 = -\Delta_2^\top, \quad \Delta_3 = -\Delta_3^\top. \quad (4.12)$$

When only Δ_0 is present, it is called the *spin-singlet coupling* regime, and the total spin satisfies $S_z = 0$. This is the most common regime, as is found in conventional superconductors, iron-based superconductors etc. Correspondingly, when Δ_0 vanishes and only $\Delta_1, \Delta_2, \Delta_3$ are present, it is called the *spin-triplet coupling* regime, and the total spin satisfies $S_z = 1$. The spin-triplet coupling is less common, and has been found in ^3He superfluid as well as certain heavy-fermion superconductors [57].

In order to reduce the dimension of \mathcal{H} , following the structure in (4.9), Δ needs to be either a block-diagonal matrix, or a block-off-diagonal matrix.

Δ is a **block-off-diagonal matrix**. In this case, only Δ_0, Δ_3 can be present. The quasi-particle Hamiltonian (4.9) is then block diagonalized in terms of the following two Hermitian matrix blocks.

$$\mathcal{H}_{\uparrow\downarrow} := \begin{pmatrix} h_{\uparrow} & \Delta_0 + \Delta_3 \\ \overline{\Delta}_0 - \overline{\Delta}_3 & -\overline{h}_{\downarrow} \end{pmatrix}, \quad \mathcal{H}_{\downarrow\uparrow} := \begin{pmatrix} h_{\downarrow} & -\Delta_0 + \Delta_3 \\ -\overline{\Delta}_0 - \overline{\Delta}_3 & -\overline{h}_{\uparrow} \end{pmatrix}. \quad (4.13)$$

Define $J = \begin{pmatrix} 0 & I_{\tilde{N}_b} \\ I_{\tilde{N}_b} & 0 \end{pmatrix}$, then we have the relation

$$\mathcal{H}_{\downarrow\uparrow} = -J\overline{\mathcal{H}}_{\uparrow\downarrow}J.$$

This suggests that for an eigenpair of $\mathcal{H}_{\uparrow\downarrow}$,

$$\mathcal{H}_{\uparrow\downarrow} \begin{pmatrix} u \\ v \end{pmatrix} = \lambda \begin{pmatrix} u \\ v \end{pmatrix}, \quad \lambda \in \mathbb{R}, \quad (4.14)$$

we have

$$\mathcal{H}_{\downarrow\uparrow} \begin{pmatrix} \overline{v} \\ \overline{u} \end{pmatrix} = -\lambda \begin{pmatrix} \overline{v} \\ \overline{u} \end{pmatrix}. \quad (4.15)$$

Therefore the negative eigenvalues of $\mathcal{H}_{\uparrow\downarrow}$ can be mapped to the positive eigenvalues of $\mathcal{H}_{\downarrow\uparrow}$, and vice versa. This is in fact a direct corollary of Proposition 3. In order to solve HFB, we only need to diagonalize $\mathcal{H}_{\uparrow\downarrow}$ as

$$\mathcal{H}_{\uparrow\downarrow} \begin{pmatrix} U_{\uparrow\downarrow} & \overline{V}_{\downarrow\uparrow} \\ V_{\uparrow\downarrow} & \overline{U}_{\downarrow\uparrow} \end{pmatrix} = \begin{pmatrix} U_{\uparrow\downarrow} & \overline{V}_{\downarrow\uparrow} \\ V_{\uparrow\downarrow} & \overline{U}_{\downarrow\uparrow} \end{pmatrix} \begin{pmatrix} \Lambda_{\uparrow\downarrow}^+ & 0 \\ 0 & -\Lambda_{\downarrow\uparrow}^+ \end{pmatrix} \quad (4.16)$$

where $\Lambda_{\uparrow\downarrow}^+$ and $\Lambda_{\downarrow\uparrow}^+$ are the diagonal matrices formed by the positive eigenvalues of $\mathcal{H}_{\uparrow\downarrow}$ and $\mathcal{H}_{\downarrow\uparrow}$. Note that in general, the number of negative eigenpairs contained in $\Lambda_{\downarrow\uparrow}^+$ may not be equal to \tilde{N}_b . Accordingly, $U_{\uparrow\downarrow}, V_{\uparrow\downarrow}, U_{\downarrow\uparrow}, V_{\downarrow\uparrow}$ are not necessarily square matrices. The positive eigenpairs of $\mathcal{H}_{\uparrow\downarrow}$ can be mapped to the negative eigenpairs of $\mathcal{H}_{\downarrow\uparrow}$. Hence, the total number of negative eigenpairs of \mathcal{H} remains N_b . Each block has the same dimension. The density matrix associated with \mathcal{H} is constructed as

$$R = \begin{pmatrix} \overline{V}_{\downarrow\uparrow}V_{\downarrow\uparrow}^\top & 0 & 0 & \overline{V}_{\downarrow\uparrow}U_{\downarrow\uparrow}^\top \\ 0 & \overline{V}_{\uparrow\downarrow}V_{\uparrow\downarrow}^\top & \overline{V}_{\uparrow\downarrow}U_{\uparrow\downarrow}^\top & 0 \\ 0 & \overline{U}_{\uparrow\downarrow}V_{\uparrow\downarrow}^\top & \overline{U}_{\uparrow\downarrow}U_{\uparrow\downarrow}^\top & 0 \\ \overline{U}_{\downarrow\uparrow}V_{\downarrow\uparrow}^\top & 0 & 0 & \overline{U}_{\downarrow\uparrow}U_{\downarrow\uparrow}^\top \end{pmatrix} \quad (4.17)$$

Then the density matrix is

$$\rho = \begin{pmatrix} \overline{V}_{\downarrow\uparrow}V_{\downarrow\uparrow}^\top & 0 \\ 0 & \overline{V}_{\uparrow\downarrow}V_{\uparrow\downarrow}^\top \end{pmatrix}.$$

Due to the orthogonality of the eigenvectors of $\mathcal{H}_{\uparrow\downarrow}$, the relation

$$I - \overline{\rho} = \begin{pmatrix} \overline{U}_{\uparrow\downarrow}U_{\uparrow\downarrow}^\top & 0 \\ 0 & \overline{U}_{\downarrow\uparrow}U_{\downarrow\uparrow}^\top \end{pmatrix}$$

is indeed satisfied. We may define the spin-up matrix $\rho_{\uparrow} = \overline{V}_{\downarrow\uparrow}V_{\downarrow\uparrow}^\top$, the spin-down density matrix $\rho_{\downarrow} = \overline{V}_{\uparrow\downarrow}V_{\uparrow\downarrow}^\top$, and the pair matrix $\kappa_{\uparrow\downarrow} = \overline{V}_{\downarrow\uparrow}U_{\downarrow\uparrow}^\top$. The (spin) reduced density matrix is

$$P = \begin{pmatrix} \rho_{\uparrow} & \kappa_{\uparrow\downarrow} \\ \kappa_{\uparrow\downarrow}^\dagger & I - \overline{\rho}_{\downarrow} \end{pmatrix}. \quad (4.18)$$

The total number of electrons should satisfy

$$N = \text{Tr}[\rho_\uparrow] + \text{Tr}[\rho_\downarrow]. \quad (4.19)$$

In particular, the number of electrons *cannot* be evaluated as $\text{Tr}[P]$ as in standard Hartree-Fock calculations.

Δ is a **block-diagonal matrix**. In this case, the quasi-particle Hamiltonian (4.9) can be decomposed into the two following Hermitian matrices:

$$\mathcal{H}_{\uparrow\uparrow} := \begin{pmatrix} h_\uparrow & -\Delta_1 + i\Delta_2 \\ -\Delta_1^\dagger - i\Delta_2^\dagger & -\bar{h}_\uparrow \end{pmatrix} \text{ and } \mathcal{H}_{\downarrow\downarrow} := \begin{pmatrix} h_\downarrow & \Delta_1 + i\Delta_2 \\ \Delta_1^\dagger - i\Delta_2^\dagger & -\bar{h}_\downarrow \end{pmatrix} \quad (4.20)$$

Unlike the block-diagonal case, $\mathcal{H}_{\uparrow\uparrow}$ and $\mathcal{H}_{\downarrow\downarrow}$ may not be directly related. However, these two matrices themselves can be diagonalized into the following two forms

$$\mathcal{H}_{\uparrow\uparrow} \begin{pmatrix} U_{\uparrow\uparrow} & \bar{V}_{\uparrow\uparrow} \\ V_{\uparrow\uparrow} & \bar{U}_{\uparrow\uparrow} \end{pmatrix} = \begin{pmatrix} U_{\uparrow\uparrow} & \bar{V}_{\uparrow\uparrow} \\ V_{\uparrow\uparrow} & \bar{U}_{\uparrow\uparrow} \end{pmatrix} \begin{pmatrix} \Lambda_\uparrow & 0 \\ 0 & -\Lambda_\uparrow \end{pmatrix} \quad (4.21)$$

and

$$\mathcal{H}_{\downarrow\downarrow} \begin{pmatrix} U_{\downarrow\downarrow} & \bar{V}_{\downarrow\downarrow} \\ V_{\downarrow\downarrow} & \bar{U}_{\downarrow\downarrow} \end{pmatrix} = \begin{pmatrix} U_{\downarrow\downarrow} & \bar{V}_{\downarrow\downarrow} \\ V_{\downarrow\downarrow} & \bar{U}_{\downarrow\downarrow} \end{pmatrix} \begin{pmatrix} \Lambda_\downarrow & 0 \\ 0 & -\Lambda_\downarrow \end{pmatrix} \quad (4.22)$$

By Proposition 3, each eigenvalue problem has \tilde{N}_b positive eigenvalues and \tilde{N}_b negative eigenvalues, respectively, and all the blocks of eigenvector matrices have the same size \tilde{N}_b . The reduced density matrices P_\uparrow and P_\downarrow can also be constructed separately,

$$P_\uparrow = \begin{pmatrix} \rho_\uparrow & \kappa_{\uparrow\uparrow} \\ \kappa_{\uparrow\uparrow}^\dagger & I - \bar{\rho}_\uparrow \end{pmatrix} \text{ and } P_\downarrow = \begin{pmatrix} \rho_\downarrow & \kappa_{\downarrow\downarrow} \\ \kappa_{\downarrow\downarrow}^\dagger & I - \bar{\rho}_\downarrow \end{pmatrix}. \quad (4.23)$$

Here we defined $\rho_\uparrow = \bar{V}_{\uparrow\uparrow} V_{\uparrow\uparrow}^\top$, $\kappa_{\uparrow\uparrow} = \bar{V}_{\uparrow\uparrow} U_{\uparrow\uparrow}^\top$ and $\rho_\downarrow = \bar{V}_{\downarrow\downarrow} V_{\downarrow\downarrow}^\top$, $\kappa_{\downarrow\downarrow} = \bar{V}_{\downarrow\downarrow} U_{\downarrow\downarrow}^\top$. The total number of electrons is still defined as $N = \text{Tr}[\rho_\uparrow] + \text{Tr}[\rho_\downarrow]$.

5. POLE EXPANSION AND SELECTED INVERSION METHOD FOR SOLVING LARGE-SCALE HFB CALCULATIONS

When the number of sites N_b becomes large (e.g. $N_b \gtrsim 10^4$), the direct diagonalization of the quasi-particle Hamiltonian \mathcal{H} can be prohibitively expensive. On the other hand, if \mathcal{H} is a sparse matrix, we do not need to evaluate all entries of the generalized density matrix R , which is generically a dense matrix. This is because in each step of the SCF iteration, in order to update \mathcal{H} , we only need to evaluate the nonzero entries of h, Δ . Hence when h_0 is a sparse matrix and V_{ijkl} is a sparse 4-tensor (such as in the case of the Hubbard-type models), then h, Δ are also sparse matrices.

Define the sparsity pattern of h, Δ as $\mathcal{S}_h = \{(p, q) | h_{pq} \neq 0\}$, $\mathcal{S}_\Delta = \{(p, q) | \Delta_{pq} \neq 0\}$, which can be obtained by evaluating Eq. (3.15), (3.16), respectively. Then $\{\mathcal{S}_h, \mathcal{S}_\Delta\}$ defines the sparsity pattern of \mathcal{H} . We assume that the sparsity pattern of \mathcal{H} does not change along the SCF iteration. Then to solve HFB equations self-consistently, it is sufficient to evaluate $\{\rho_{pq} | (p, q) \in \mathcal{S}_h\}$ and $\{\kappa_{pq} | (p, q) \in \mathcal{S}_\Delta\}$ during each iteration. This is guaranteed by Proposition 4.

Proposition 4. *Let R be the generalized density matrix of \mathcal{H}_0 with sparsity pattern $\{\mathcal{S}_h, \mathcal{S}_\Delta\}$, then generically the evaluation of $\mathcal{H}[R]$ only requires the entries of R restricted to the same sparsity pattern $\{\mathcal{S}_h, \mathcal{S}_\Delta\}$.*

Proof. Assume the statement is not true. Since h only depends only on ρ , and Δ only depends on κ , respectively, we first consider the evaluation of $h[\rho]$. Then there exists a pair of indices $(k, l) \notin \mathcal{S}_h$ such that ρ_{kl} is needed to evaluate some nonzero entry h_{ij} . From Eq. (3.15), this requires $V_{ikjl} \neq 0$. From the symmetry property

of V , we have $V_{kilj} = V_{ikjl} \neq 0$. Since ρ is generically a dense matrix, the sum $\sum_{ij} V_{kilj}\rho_{ji}$ is generically nonzero, and hence h_{kl} is generically nonzero. This contradicts the assumption that $(k, l) \notin \mathcal{S}_h$. Similarly for κ , if $(k, l) \notin \mathcal{S}_\Delta$ such that κ_{kl} is needed in order to evaluate some nonzero entry Δ_{ij} , then by Eq. (3.16) we have $V_{ijkl} \neq 0$. This means $V_{klij} = V_{ijkl} \neq 0$. Then $\sum_{kl} V_{klij}\kappa_{ij}$ and therefore Δ_{kl} are generically nonzero, which is a contradiction. \square

Proposition 4 allows us to use the pole expansion and selected inversion method (PEXSI) [35, 37] to solve HFB efficiently for large systems. PEXSI is a reduced scaling algorithm, its computational cost is at most $\mathcal{O}(N_b^2)$, and is uniformly applicable to gapped and gapless systems. Consider a gapped system for simplicity, and we would like to choose a contour \mathcal{C} encircling only the negative part of the spectrum of \mathcal{H} . Then by Cauchy's contour integral formula

$$R = \frac{1}{2\pi i} \oint_{\mathcal{C}} (z - \mathcal{H})^{-1} dz. \quad (5.1)$$

After proper discretization of \mathcal{C} using a quadrature, we have

$$R \approx \sum_{l=1}^{N_{\text{poles}}} \omega_l (z_l - \mathcal{H})^{-1} := \sum_{l=1}^{N_{\text{poles}}} \omega_l \mathcal{G}_l. \quad (5.2)$$

Here \mathcal{G}_l is a quasi-particle Green's function, and can be computed via a matrix inversion. More generally, when finite temperature is under consideration (for gapped and gapless systems), the contour \mathcal{C} can be chosen to be a dumbbell shaped contour encircling the entire spectrum of \mathcal{H} , while avoiding the poles of the Fermi-Dirac function. These poles are defined as $x_k = (2k + 1)i\pi/\beta, k \in \mathbb{Z}$, which are called the Matsubara poles [44]. After discretizing the contour, the pole expansion still takes the form (5.2). Fig. 5.1 (a) and (b) illustrate schematically the choice of the contour and its discretization with and without a gap. The discretization points (poles) $\{z_l\}$ can be chosen to be distributed symmetrically with respect to the real axis, which allows us to only evaluate half of the quasi-particle Green's functions. This step can be performed using any rational approximation for the Fermi-Dirac function. In particular, the pole expansion in [38] only scales as $\log(\beta\Delta_E/\epsilon)$, where Δ_E is the spectral radius of \mathcal{H} , and ϵ is the target accuracy. The pre-constant of the logarithmic scaling factor can be further optimized to be numerically near-optimal [41] for approximating Fermi-Dirac functions.

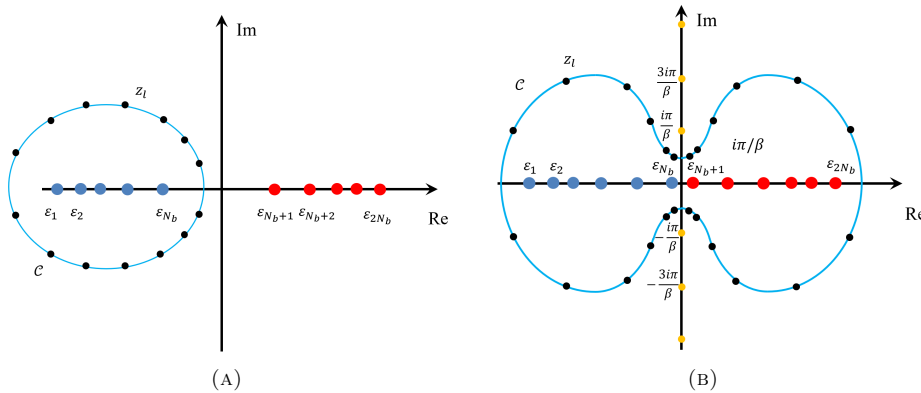


FIGURE 5.1. Schematic illustration of the contour and its discretization for solving BCS when the quasi-particle Hamiltonian (a) has a relatively large gap; (b) has a small gap or no gap. The yellow points along the imaginary axis indicate the Matsubara poles. The eigenvalues of the quasi-Hamiltonian are always symmetric with respect to the origin.

Assuming $\{z_l, \omega_l\}$ are given, according to Proposition 4, we need to evaluate the matrix entries of R corresponding to the sparsity pattern $\{\mathcal{S}_h, \mathcal{S}_\Delta\}$, called the *selected elements* of R . This can be performed efficiently using the selected inversion method [12, 21, 22, 30, 37, 39, 50], as stated in Proposition 5.

Proposition 5 (Erisman and Tinney [12]). *For a matrix $A \in \mathbb{C}^{N \times N}$, let $A = LU$ be its LU factorization, and L, U are invertible matrices. For any $1 \leq k < N$, define*

$$\mathcal{C}_L = \{i | L_{i,k} \neq 0\}, \quad \mathcal{C}_U = \{j | U_{k,j} \neq 0\}. \quad (5.3)$$

Then all entries $\{A_{i,k}^{-1} | i \in \mathcal{C}_U\}$, $\{A_{k,j}^{-1} | j \in \mathcal{C}_L\}$, and $A_{k,k}^{-1}$ can be computed using only $\{L_{j,k} | j \in \mathcal{C}_L\}$, $\{U_{k,i} | i \in \mathcal{C}_U\}$ and $\{A_{i,j}^{-1} | (L+U)_{j,i} \neq 0, i, j \geq k\}$.

Therefore in order to evaluate the selected elements of R , we only need to evaluate the selected elements of \mathcal{G}_l according to the sparsity pattern of the LU factorization of \mathcal{H} . This can lead to significant savings in terms of the computational cost. For a d -dimensional lattice system with nearest neighbor interaction (satisfied by Hubbard-type Hamiltonians), the cost for evaluating the selected elements of R scales as $\mathcal{O}\left(N_b^{\max\{3(d-1)/d, 1\}}\right)$ [37, 39]. In particular, the cost for $d = 2$ and $d = 3$ is $\mathcal{O}(N_b^{1.5})$ and $\mathcal{O}(N_b^2)$, respectively (and we always consider $d \leq 3$).

When using the PEXSI method, we should in fact distinguish the cases when \mathcal{H} is real symmetric or Hermitian. This is because in the real symmetric case, $z_l - \mathcal{H}$ is a complex symmetric matrix. Then its LU factorization can be simplified using the complex symmetric LDL^\top factorization, and correspondingly the symmetric version of selected inversion can be used [21]. When \mathcal{H} is Hermitian, the matrix $z_l - \mathcal{H}$ is neither Hermitian nor complex symmetric, but only a structurally symmetric matrix. In such a case, the general LU factorization should be used (e.g. using SuperLU_DIST [34]), and correspondingly the selected inversion method for general asymmetric matrices should be used [22]. When \mathcal{H} can be block diagonalized, e.g. in the case of spin-singlet and spin-triplet couplings, we may apply PEXSI to each of the sub-matrices of size $N_b \times N_b$, and the overall density matrix and pair matrix can be constructed accordingly. This makes PEXSI more favorable compared to diagonalization methods for large systems. A pseudocode summarizing the solution of HFB equations is described in Algorithm

1.

Algorithm 1 Solve a general Hartree-Fock-Bogoliubov problem

Input: $h^0, V, \rho_0, \kappa_0, \epsilon, \ell = 0$
Output: ρ, κ, E
 Compute h, Δ by Eq. (3.15),(3.16), and form \mathcal{H} .
while $\delta E < \epsilon$ **do**
 while True **do**
 Compute the generalized density matrix R by diagonalization or PEXSI.
 Update chemical potential μ in h (using e.g. Newton's method or bisection).
 if $|\text{Tr}[\rho_\uparrow] + \text{Tr}[\rho_\downarrow] - N| < \epsilon$ **then**
 Break
 end if
 end while
 Compute the total energy $E^{(\ell+1)}$ by (3.13).
 Compute h, Δ by Eq. (3.15),(3.16), which gives $\mathcal{H}[R]$
 Update \mathcal{H} using mixing methods.
 Compute the energy difference $\delta E = |E^{(\ell+1)} - E^{(\ell)}|$.
 $\ell \leftarrow \ell + 1$
end while

For finite temperature calculations, we may also need to evaluate the Helmholtz free energy at the end of the calculation. This can be performed using PEXSI as well. First we reformulate the entropy as

$$\begin{aligned}
S &= \sum_i \{f_i \log(1 + e^{\beta\varepsilon_i}) + (1 - f_i) \log(1 + e^{-\beta\varepsilon_i})\} \\
&= \sum_i \{f_i \beta\varepsilon_i + f_i \log(1 + e^{-\beta\varepsilon_i}) + (1 - f_i) \log(1 + e^{-\beta\varepsilon_i})\} \\
&= \beta \sum_i f_i \varepsilon_i + \sum_i \log(1 + e^{-\beta\varepsilon_i}).
\end{aligned} \tag{5.4}$$

Since $E := \sum_i f_i E_i$ is the total energy at finite temperature, the Helmholtz free energy \mathcal{F} can be expressed as a matrix function of \mathcal{H} as

$$\mathcal{F} = E - \frac{1}{\beta} S = -\frac{1}{\beta} \sum_i \log(1 + e^{-\beta\varepsilon_i}) = -\frac{1}{\beta} \text{Tr} \log(1 + e^{-\beta\mathcal{H}}). \tag{5.5}$$

The function $\log(1 + e^{-\beta z})$ is analytic in the complex plane, other than at the Matsubara poles. Therefore using the contour integral formulation, one can use the same poles as those used for computing the charge density to evaluate the Helmholtz free energy, but with different weights. We refer readers to [35, 36] for more details.

6. NUMERICAL EXPERIMENTS

In this section, we use the 2D Hubbard-Hofstadter model to illustrate the performance of the PEXSI solver for performing large scale HFB calculations. The Hubbard-Hofstadter model extends the classical Hubbard model in the presence of a perpendicular magnetic field. The attractive Hubbard-Hofstadter model is one of the simplest models exhibiting a nontrivial pairing order, and has a rich ground state phase diagram [19, 52]. The model can be realized in cold atom experiments, which has been used to verify the numerical results [1, 9, 26].

6.1. Model setup

Consider a rectangular box containing a lattice of size $N_x \times N_y$. In the Hubbard-Hofstadter model, the non-interacting part of the Hamiltonian is written as

$$\hat{H}_0 = -\sum_{i=1}^{N_x} \sum_{j=1}^{N_y} \sum_{\sigma \in \{\uparrow, \downarrow\}} \left[t_x \hat{a}_{i,j,\sigma}^\dagger \hat{a}_{i+1,j,\sigma} + t_y^\sigma(i) \hat{a}_{i,j,\sigma}^\dagger \hat{a}_{i,j+1,\sigma} \right] + \text{h.c.} \tag{6.1}$$

Here (i, j) is the label of the sites in the lattice. We set the hopping along the x -direction to be $t_x = 1$. Here $i+1, j+1$ should be interpreted in the sense of periodic boundary conditions. The hopping along the y -direction depends on both the spatial and spin indices as

$$t_y^\sigma(\ell) = e^{i s_\sigma 2\pi \alpha \ell}. \tag{6.2}$$

Here $s_\uparrow = 1, s_\downarrow = -1$. The parameter $\alpha = p/q$ is a rational number, and p and q are coprimes, and α encodes the strength of the magnetic field through the Peierls substitution [31]. The hopping satisfies $t_y^\uparrow(\ell) = \overline{t_y^\downarrow(\ell)}$. The energy spectrum of \hat{H}_0 plotted against α exhibits the celebrated pattern of the Hofstadter butterfly [18].

Here we first consider the a relatively large α ($\alpha = 1/3$ and $1/2$) to demonstrate the accuracy of the method, and will consider smaller values of α (i.e. large supercells) later. The interacting part only includes the on-site attractive interaction as

$$\hat{H}_1 = -U \sum_{i=1}^{N_x} \sum_{j=1}^{N_y} \hat{n}_{i,j,\uparrow} \hat{n}_{i,j,\downarrow}. \tag{6.3}$$

The total Hamiltonian is then

$$\hat{H} = \hat{H}_0 + \hat{H}_1. \quad (6.4)$$

Using the matrix notation, the non-interacting part can be rewritten as

$$\begin{aligned} h_{\uparrow}^0 &= t_x I_{N_x} \otimes h_{N_y \times N_y} + h_{N_x \times N_x} \otimes t_y^{\uparrow} \\ h_{\downarrow}^0 &= t_x I_{N_x} \otimes h_{N_y \times N_y} + h_{N_x \times N_x} \otimes t_y^{\downarrow} \end{aligned} \quad (6.5)$$

where

$$h_{N \times N} = \begin{pmatrix} 0 & -1 & & -1 \\ -1 & 0 & -1 & \\ & -1 & \ddots & \ddots \\ & & \ddots & 0 & -1 \\ -1 & & & -1 & 0 \end{pmatrix}_{N \times N}. \quad (6.6)$$

Hence $h_{\uparrow}^0 = \overline{h_{\downarrow}^0}$. With some abuse of the notation, we use i, j as general site indices below. The spatial-spin index can be identified with the spin-orbital index according to)

$$p \leftarrow (i, \sigma_1), \quad q \leftarrow (j, \sigma_2), \quad r \leftarrow (k, \sigma_3), \quad s \leftarrow (l, \sigma_4).$$

The interacting term is a highly sparse matrix and can be constructed from antisymmetrizing

$$\tilde{V}_{ijkl, \sigma_1 \sigma_2 \sigma_3 \sigma_4} = \begin{cases} -U, & i = j = k = l, \sigma_1 = \sigma_3 = \uparrow, \sigma_2 = \sigma_4 = \downarrow, \\ 0, & \text{otherwise} \end{cases} \quad (6.7)$$

We consider study the singlet coupling in the Hubbard-Hofstadter model. The HFB energy functional can be simplified as

$$\mathcal{E}^{\text{HFB}}[\rho, \kappa] := \text{Tr}(h_{\uparrow}^0 \rho_{\uparrow} + h_{\downarrow}^0 \rho_{\downarrow}) - \mu \text{Tr}(\rho_{\uparrow} + \rho_{\downarrow}) - U \sum_i \rho_{ii, \uparrow} \rho_{ii, \downarrow} + U \sum_i \kappa_{ii, \uparrow \downarrow} \overline{\kappa}_{ii, \uparrow \downarrow} \quad (6.8)$$

According to Eq. (3.15) and (3.16), the corresponding matrix blocks of the quasi-particle Hamiltonian are expressed as

$$h[\rho] = \begin{pmatrix} h_{\uparrow}^0 - \mu I_{\tilde{N}_b} - U \text{diag}(\rho_{\downarrow}) & 0 \\ 0 & h_{\downarrow}^0 - \mu I_{\tilde{N}_b} - U \text{diag}(\rho_{\uparrow}) \end{pmatrix} \quad (6.9)$$

and

$$\Delta[\kappa] = \begin{pmatrix} 0 & -U \text{diag}(\kappa_{\uparrow \downarrow}) \\ -U \text{diag}(\kappa_{\downarrow \uparrow}) & 0 \end{pmatrix} \quad (6.10)$$

This is a spin-singlet Hamiltonian, and \mathcal{H} only depends on the diagonals of the density matrix and the pair matrix, respectively. Since Δ is a block-off-diagonal matrix, \mathcal{H} can be equivalently reduced to the $N_b \times N_b$ system

$$\mathcal{H}_{\uparrow \downarrow}[\rho, \kappa] = \begin{pmatrix} h_{\uparrow}^0 - \mu I_{\tilde{N}_b} - U \text{diag}(\rho_{\downarrow}) & -U \text{diag}(\kappa_{\uparrow \downarrow}) \\ -U \text{diag}(\kappa_{\downarrow \uparrow}) & -\overline{h_{\downarrow}^0} + \mu I_{\tilde{N}_b} + U \text{diag}(\rho_{\uparrow}^{\top}) \end{pmatrix} \quad (6.11)$$

After the solution, we define the following mean pairing potential (with some abuse of notation, denoted by $\overline{\Delta}$ when the context is clear) as the order parameter to characterize the superconducting phase.

$$\overline{\Delta} = \frac{U}{\tilde{N}_b} \sum_i \kappa_{ii, \uparrow \downarrow}.$$

6.2. Computational details

Although the periodic boundary condition of the Hubbard-Hofstadter model along the x direction allows us to consider a quasi-1D domain with $N_x \ll N_y$, in order to demonstrate the numerical performance of the method, in this paper we always consider a square lattice with $N_x = N_y = \sqrt{\tilde{N}_b}$. The ground state under the canonical ensemble (NVT, i.e. the average number of electrons N is fixed) and grand canonical ensemble (μ VT, i.e. the chemical potential μ is fixed) are investigated separately in the following context. In all calculations, we use a small finite temperature 0.00095 (corresponding to 300K in the atomic unit). All experiments are performed on the Cori Haswell supercomputer at NERSC, and each node has 32 cores (2 Intel Xeon Processor E5-2698 v3) and 128 GB DDR4 2133 MHz memory.

Solvers. We compare the PEXSI solver² with the dense eigensolver `pzheevd` in ScaLAPACK [5], and other eigensolvers such as ELPA [40] can be used as well. SuperLU_DIST [34] is used for performing the sparse LU factorization, and ParMETIS [24, 25] is used to reorder the matrix. The default choice of the number of poles N_{poles} is 60, using the contour integral formulation in [38]. For each pole, the nonzero entries of the quasi-Hamiltonian matrix are distributed across a two-dimensional processor grid of size $N_r \times N_c$. Therefore, PEXSI employs $N_{\text{poles}} \times N_r \times N_c$ cores in total. $N_{\text{poles}} = 60$ is used in most experiments. As a fair comparison, in the dense solver, all the entries of the quasi-Hamiltonian are distributed in $8N_r \times 8N_c$ processors with the block cyclic data distribution.

Self-consistency. We set the initial density matrix to be zero and the initial pair matrix to be an identity matrix. The self-consistent equation is solved using the direct inversion of the iterative subspace (DIIS) method [45, 46], which extrapolates the previous up to 7 steps of the quasi-Hamiltonian. Our convergence criterion is set to be the relative energy difference between two steps (in our calculations $E^{(\ell)}$ always has a non-vanishing amplitude)

$$\frac{|E^{(\ell)} - E^{(\ell-1)}|}{|E^{(\ell)}|} < 10^{-9}. \quad (6.12)$$

Chemical potential. In the canonical ensemble, the chemical potential is adjusted to meet the requirement of the average electron of numbers in each step of the self-consistent iterations. Consider the function $\nu(\mu) = \text{Tr}[\rho_{\uparrow}(\mu)] + \text{Tr}[\rho_{\downarrow}(\mu)]$. Unlike the original HF model where the function $\nu(\mu)$ is a piecewise constant function, this function in the HFB model is most likely a smooth function as shown in Fig. 6.1.

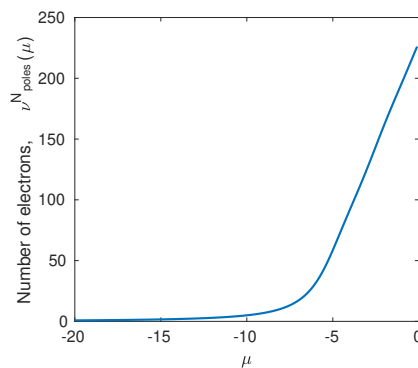


FIGURE 6.1. Number of electrons as a function of the chemical potential at self-consistency. $N_x = 12$, $N_y = 12$, $U = 5.0$, $\alpha = 1/3$.

Here we use Newton's method to solve the scalar equation

$$\nu(\mu) = N \quad (6.13)$$

²<http://www.pexsi.org>

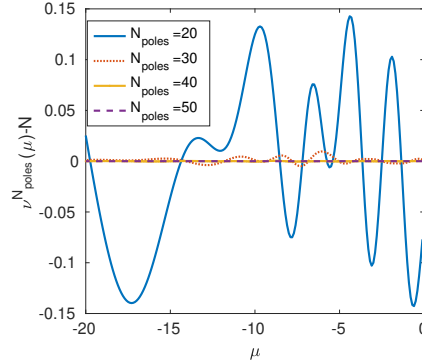


FIGURE 6.2. Difference between the function $\nu^{\text{exact}}(\mu)$ and $\nu^{\text{PEXSI}}(\mu)$ for $N_{\text{poles}}=20, 30, 40, 50$. $\nu^{\text{exact}}(\mu)$: the exact function. $\nu^{\text{PEXSI}}(\mu)$: the approximated function by PEXSI. $N_x = 12$, $N_y = 12$, $N = 144$, $U = 5.0$. The exact values of the function is shown in Fig.6.1

within each step of the self-consistent field iteration. The initial guess is set to be zero. Newton’s method may fail when $\nu(\mu)$ is not continuously differentiable or the initial guess is not close to the exact solution enough. When the Newton’s method fails, the expensive bisection method can be applied (though we have not observed such cases in our experiments).

To reduce its iteration number, we employed the chemical potential from the last step as the initial guess after the first iteration. The convergence criterion is $(\nu(\mu) - N)/N < 10^{-13}$. One can also use a looser criterion during the self-consistent loop to save the computational cost.

6.3. Accuracy

The overall error of solving HFB equations by PEXSI is from three aspects: 1) approximation of the pole expansion in PEXSI. This is the main error of solving HFB equations caused by the eigensolver PEXSI. The inaccurate generalized density matrix leads to deviation of chemical potential, and further affects the accuracy of total energy. 2) solving chemical potential to meet the particle number by the combination of Newton’s method and bisection method. 3) self-consistent error. Both 2) and 3) are shared between PEXSI and diagonalization methods, and can be systematically reduced to become negligible. The selected inversion is a numerically exact fast algorithm for evaluating selected elements of Green’s functions. Hence, we concern about the error due to the pole expansion only. We first investigate the accuracy of the function $\nu(\mu)$. In each iteration of the self-consistency loop, $\nu(\mu)$ is evaluated at multiple points to adjust the particle number. The accurate evaluation of $\nu(\mu)$ is crucial for solving the HFB equations. From Fig. 6.2, the approximation error uniformly decreases as one increases the number of poles.

We consider the NVT system, and measure the error in terms of the total energy and pairing field. The exact results are obtained by ScaLAPACK. The error of the pairing field is measured in l_2 norm. We measure the error with respect to different choices of the number of poles (from 20 to 80) and different system sizes (24×24 sites to 96×96 sites). With 20 poles, the energy error and pairing field error are on the order of 10^0 and 10^{-2} , respectively, as shown in Fig. 6.3. The relative error of energy consistently decreases to 10^{-10} as more poles are used for all systems, and the error of pairing field can be reduced to 10^{-9} . Fig. 6.3 also shows that the accuracy of PEXSI is not sensitive to the system size. In most calculations below, we set $N_{\text{poles}} = 60$.

6.4. Efficiency and scalability

We measure the efficiency of PEXSI in terms of the cost for calculating one step of the self-consistent iteration for μ VT systems. The efficiency and scalability are investigated by two separated sets of experiments. In the first set, the total number of processors is fixed to be 64 for ScaLAPACK and 60 for PEXSI respectively. The

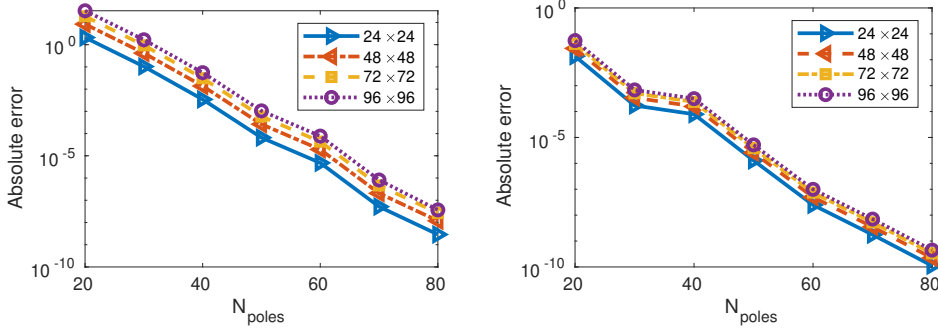


FIGURE 6.3. Errors of energy (left) and order parameter (right) by PEXSI with respect to the number of poles. $U = 5.0$.

exact diagonalization are performed for small systems with 16×16 to 80×80 sites. For PEXSI, we calculated the systems with 16×16 to 96×96 sites. The comparison of the wall clock time of the two methods is presented in Fig. 6.4. The cost of exact diagonalization scales asymptotically as $\mathcal{O}(N_b^3)$. In our experiments, the scaling is observed to be $\mathcal{O}(N_b^{2.94})$. On the other hand, the asymptotic scaling of the cost of PEXSI is $\mathcal{O}(N_b^{1.5})$ for 2D systems, and the numerically observed scaling is $\mathcal{O}(N_b^{1.27})$. As shown in Fig. 6.4, PEXSI is superior to the exact diagonalization even for a small system. The crossover occurs when the system size has around 576 sites. PEXSI is already about 279 times faster than the exact diagonalization for a modestly large 80×80 system.

To demonstrate the strong scaling, we fix the system size as 240×240 for the exact diagonalization, and 1200×1200 for the pole expansion method. The number of processors is raised from 1600 to 14400, and from 2304 to 17280 for ScaLAPACK and PEXSI, respectively. From Fig.6.4, we observed PEXSI is significantly faster than ScaLAPACK, even though PEXSI is solving for a system that is 25 times larger. We further quantify the strong scaling by

$$\eta(np) = \frac{np_0 \times WT(np_0)}{np \times WT(np)}, \quad np_0 \ll np \quad (6.14)$$

with $WT(np)$ is the wall clock time when np processors are employed. We observed that the parallel efficiency of ScaLAPACK significantly drops down when the number of processors is greater than 10,000. For example, in ScaLAPACK,

$$\eta(14400) \approx \frac{1600 \times WT(1600)}{14400 \times WT(14400)} = 0.65.$$

While, in PEXSI,

$$\eta(17280) \approx \frac{2304 \times WT(2304)}{17280 \times WT(17280)} = 0.83.$$

Therefore PEXSI has a better parallel efficiency, therefore is more suitable for large scale parallel computation.

6.5. Phase diagram

We plot the phase diagram of the system with a 180×180 square lattice in terms of the filling factor $n = N/N_b$ and U at $\alpha = 1/3$. In terms of the order parameter $\bar{\Delta}$, the mean-field phase diagram of the 2D Hubbard-Hofstadter model has two phases [19]: the quantum spin Hall insulator (QSHI) state and the staggered flux (SF) state. We calculated the pairing order parameter of 37×26 grids in the box with the filling factor n from $2/3$ to 1, and interaction magnitude U from 1.0 to 6.0. The phase diagram is presented in Fig. 6.5. When $n = 1.0$, the system is always in the SF state with a non-vanishing $\bar{\Delta}$. When $n = 2/3$, the system can transit from from the QSHI state to the SF state, and the phase transition occurs at $U \approx 3.0$. In the cases where $n \in (2/3, 1)$, the order parameter gradually increases with respect to n . Our phase diagram result calculated

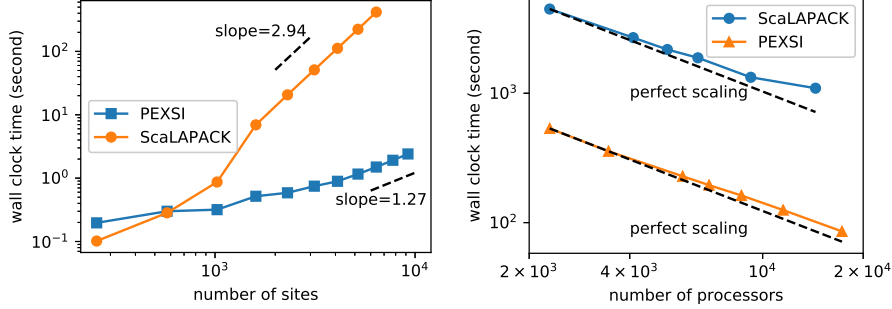


FIGURE 6.4. Computational complexity (left) and parallel efficiency (right) of PEXSI and ScaLAPACK for solving HFB equations. Each wall clock time is averaged over 20 experiments. Left: wall clock time vs number of sites. $\alpha = 1/3$, $U = 2.0$ and $\mu = -1.0$. 64 processors are employed by ScaLAPACK, while 60 processors are employed by PEXSI. The slope for PEXSI is fit using the last 4 points. The slope of ScaLAPACK is fit using 5 points. Right: wall clock time vs number of processors. $\alpha = 1/3$, $U = 2.0$, $\mu = -1.0$. The system size is 240×240 for ScaLAPACK, and 1200×1200 for PEXSI.

from a finite sized system in real space agrees with that in existing works using both momentum space and real space representations [20, 51, 53].

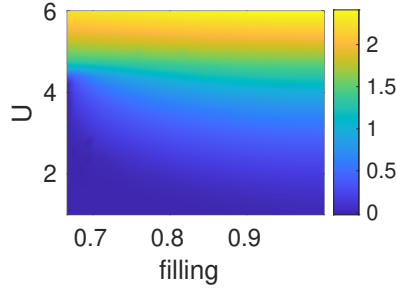


FIGURE 6.5. Phase diagram of 2D Hubbard-Hofstadter model. $\alpha = 1/3$. 60 poles. The color bar encodes the order parameter $\bar{\Delta}$.

6.6. Small α factor

The magnitude of the magnetic field B is directly related to the α factor according to the relation

$$B = \frac{\alpha \Phi_0}{a^2}. \quad (6.15)$$

Here $\Phi_0 = 2.0678 \times 10^{-15}$ Wb is called superconducting magnetic flux quantum, and a is the lattice spacing. For example, if α is $1/3$ and a is 4×10^{-10} m, the magnetic field has to be about 4308 T, which is much larger than the strongest magnetic field generated in any laboratory setting so far (around 1200 T) [43]. Therefore in order to simulate the Hubbard-Hofstadter model (and related quantum systems) in the presence of an experimentally achievable magnetic field, we need to be able to simulate with a small α factor. Since $t_y^\sigma(\cdot)$ should be periodic function, the Hubbard-Hofstadter model with a small α factor need to be simulated with a large lattice.

To demonstrate the capability of the PEXSI accelerated HFB solver, we set $\alpha = 1/480$. Then with the same lattice spacing, the corresponding magnetic field is just about 27 T. The corresponding lattice has $1440 \times 1440 \sim 2 \times 10^6$ sites. We simulate the μVT ensemble with $\mu = -1$ and $U = 2.0$. Figure. 6.6 shows the spatial distribution of the pairing potential. Six complete pair-density wave (PDW) periods are observed. In each period, there are multiple pair-density waves with shorter wavelength [20].

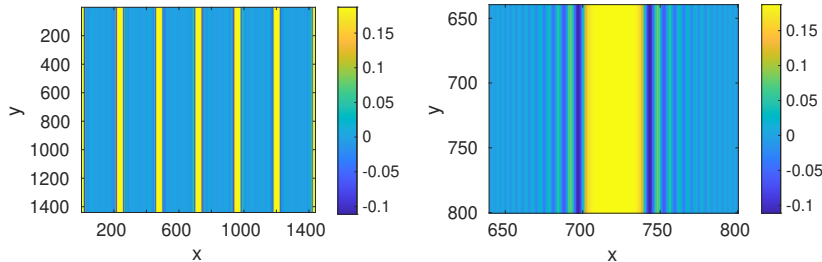


FIGURE 6.6. Distribution of pairing potential (left) and its zoom-in (right).

7. CONCLUSION

We present the Hartree-Fock-Bogoliubov (HFB) theory from a numerical perspective, and focuses on the numerical solution of HFB equations for general finite sized quantum systems. When certain spin symmetries (singlet or triplet) are present, the quasi-particle Hamiltonian, which is a matrix of size $2N_b \times 2N_b$ can be reduced to two matrices of size $N_b \times N_b$. We propose that the pole expansion and selected inversion (PEXSI) method can be well suited for solving large scale HFB equations efficiently, when the quasi-particle Hamiltonian is sparse. The accuracy and efficiency are investigated by the Hubbard-Hofstadter model. We solved a large-scale HFB equations with a relatively weak magnetic field, which attainable in the laboratory setting. Due to the wide use of HFB equations, we expect our solver could be useful for studying a number of physical phenomena such as the Majorana corner in a large scale Hubbard-Hofstadter model [53]. It may also be useful as a mean-field subroutine in quantum embedding methods for treating strongly correlated systems, such as dynamical mean-field theory (DMFT) [13] and density matrix embedding theory (DMET) [27]. Such large scale calculations are necessary for understanding e.g. the superconductivity behavior of twisted bilayer graphene (TBG) with magic angles [7].

ACKNOWLEDGMENT

This work was partially supported by the Air Force Office of Scientific Research under award number FA9550-18-1-0095, by the Department of Energy under Grant No. de-sc0017867. We thank Garnet Chan, Zhihao Cui, Weile Jia, Michael Lindsey, Yu Tong and Jianxin Zhu for helpful discussions. We also thank the National Energy Research Scientific Computing Center (NERSC), the Berkeley Research Computing (BRC), and Google Cloud Platform (GCP) for computing resources.

REFERENCES

- [1] MONIKA AIDELSBURGER, MARCOS ATALA, MICHAEL LOHSE, JULIO T BARREIRO, B PAREDES, AND IMMANUEL BLOCH, *Realization of the hofstadter hamiltonian with ultracold atoms in optical lattices*, Physical review letters, 111 (2013), p. 185301.
- [2] VOLKER BACH, ELLIOTT H LIEB, AND JAN PHILIP SOLOVEJ, *Generalized Hartree-Fock theory and the Hubbard model*, Journal of Statistical Physics, 76 (1994), pp. 3–89.
- [3] J. BARDEEN, L. N. COOPER, AND J. R. SCHRIEFFER, *Microscopic theory of superconductivity*, Phys. Rev., 106 (1957), pp. 162–164.
- [4] ———, *Theory of superconductivity*, Phys. Rev., 108 (1957), pp. 1175–1204.

- [5] L. S. BLACKFORD, J. CHOI, A. CLEARY, E. D'AZEVEDO, J. DEMMEL, I. DHILLON, J. DONGARRA, S. HAMMARLING, G. HENRY, A. PETITET, K. STANLEY, D. WALKER, AND R. C. WHALEY, *ScaLAPACK Users' Guide*, SIAM, Philadelphia, PA, 1997.
- [6] GERHARD BRÄUNLICH, CHRISTIAN HAINZL, AND ROBERT SEIRINGER, *Translation-invariant quasi-free states for fermionic systems and the BCS approximation*, *Reviews in Mathematical Physics*, 26 (2014), p. 1450012.
- [7] YUAN CAO, VALLA FATEMI, SHIANG FANG, KENJI WATANABE, TAKASHI TANIGUCHI, EFTHIMIOS KAXIRAS, AND PABLO JARILLO-HERRERO, *Unconventional superconductivity in magic-angle graphene superlattices*, *Nature*, 556 (2018), p. 43.
- [8] SIMONE CHIESA AND SHIWEI ZHANG, *Phases of attractive spin-imbalanced fermions in square lattices*, *Phys. Rev. A*, 88 (2013), p. 043624.
- [9] DANIEL COCKS, PETER P ORTH, STEPHAN RACHEL, MICHAEL BUCHHOLD, KARYN LE HUR, AND WALTER HOFSTETTER, *Time-reversal-invariant hofstadter-hubbard model with ultracold fermions*, *Physical review letters*, 109 (2012), p. 205303.
- [10] L. COVACI, F. M. PEETERS, AND M. BERCIU, *Efficient numerical approach to inhomogeneous superconductivity: The chebyshev-bogoliubov-de geneses method*, *Phys. Rev. Lett.*, 105 (2010), p. 167006.
- [11] SARA M CRONENWETT, TJERK H OOSTERKAMP, AND LEO P KOUWENHOVEN, *A tunable kondo effect in quantum dots*, *Science*, 281 (1998), pp. 540–544.
- [12] A. ERISMAN AND W. TINNEY, *On computing certain elements of the inverse of a sparse matrix*, *Comm. ACM*, 18 (1975), p. 177.
- [13] A. GEORGES, G. KOTLIAR, W. KRAUTH, AND M. J. ROZENBERG, *Dynamical mean-field theory of strongly correlated fermion systems and the limit of infinite dimensions*, *Rev. Mod. Phys.*, 68 (1996), p. 13.
- [14] S. GOEDECKER, *Linear scaling electronic structure methods*, *Rev. Mod. Phys.*, 71 (1999), pp. 1085–1123.
- [15] D GOLDHABER-GORDON, JÖRN GÖRES, MA KASTNER, HADAS SHTRIKMAN, D MAHALU, AND U MEIRAV, *From the kondo regime to the mixed-valence regime in a single-electron transistor*, *Physical Review Letters*, 81 (1998), p. 5225.
- [16] CHRISTIAN HAINZL, MATHIEU LEWIN, AND ERIC SÉRÉ, *Self-consistent solution for the polarized vacuum in a no-photon {QED} model*, *Journal of Physics A: Mathematical and General*, 38 (2005), pp. 4483–4499.
- [17] CHRISTIAN HAINZL, MATHIEU LEWIN, AND JAN PHILIP SOLOVEJ, *The mean-field approximation in quantum electrodynamics: The no-photon case*, *Communications on Pure and Applied Mathematics*, 60 (2007), pp. 546–596.
- [18] DOUGLAS R. HOFSTADTER, *Energy levels and wave functions of bloch electrons in rational and irrational magnetic fields*, *Phys. Rev. B*, 14 (1976), pp. 2239–2249.
- [19] M. ISKIN, *Attractive Hofstadter-Hubbard model with imbalanced chemical and vector potentials*, *Physical Review A - Atomic, Molecular, and Optical Physics*, 91 (2015), pp. 1–12.
- [20] ———, *Hofstadter-Hubbard model with opposite magnetic fields: Bardeen-Cooper-Schrieffer pairing and superfluidity in the nearly flat butterfly bands*, *Physical Review A*, 96 (2017).
- [21] M. JACQUELIN, L. LIN, AND C. YANG, *PSelInv—a distributed memory parallel algorithm for selected inversion: the symmetric case*, *ACM Trans. Math. Software*, 43 (2016), p. 21.
- [22] ———, *PSelInv—a distributed memory parallel algorithm for selected inversion: the non-symmetric case*, *Parallel Comput.*, 74 (2018), p. 84.
- [23] GEORGES RIPKA JEAN-PAUL BLAIZOT, *Quantum Theory of Finite Systems*, MIT press, 1986.
- [24] G. KARYPIS AND V. KUMAR, *A fast and high quality multilevel scheme for partitioning irregular graphs*, *SIAM J. Sci. Comput.*, 20 (1998), pp. 359–392.
- [25] ———, *A parallel algorithm for multilevel graph partitioning and sparse matrix ordering*, *J. Parallel Distrib. Comput.*, 48 (1998), pp. 71–85.
- [26] COLIN J KENNEDY, GEORGIOS A SIVILOGLOU, HIROKAZU MIYAKE, WILLIAM CODY BURTON, AND WOLFGANG KETTERLE, *Spin-orbit coupling and quantum spin hall effect for neutral atoms without spin flips*, *Physical review letters*, 111 (2013), p. 225301.
- [27] G. KNIZIA AND G. CHAN, *Density matrix embedding: A simple alternative to dynamical mean-field theory*, *Phys. Rev. Lett.*, 109 (2012), p. 186404.
- [28] D. S. KOSOV, *Nonequilibrium fock space for the electron transport problem*, *The Journal of Chemical Physics*, 131 (2009), p. 171102.
- [29] A L KUZEMSKY, *Variational principle of Bogoliubov and generalized mean fields in many-particle interacting systems*, *International Journal of Modern Physics B*, 29 (2015), p. 1530010.
- [30] A. KUZMIN, M. LUISIER, AND O. SCHENK, *Fast methods for computing selected elements of the Green's function in massively parallel nanoelectronic device simulations*, in *Euro-Par 2013 Parallel Proc.*, Springer, 2013, pp. 533–544.
- [31] L.D. LANDAU AND E.M. LIFSHITZ, *Quantum mechanics: non-relativistic theory*, Butterworth-Heinemann, 1991.
- [32] ENNO LENZMANN AND MATHIEU LEWIN, *Minimizers for the hartree-fock-bogoliubov theory of neutron stars and white dwarfs*, *Duke Math. J.*, 152 (2010), pp. 257–315.
- [33] MATHIEU LEWIN AND SÉVERINE PAUL, *A numerical perspective on Hartree-Fock-Bogoliubov theory*, *ESAIM: Mathematical Modelling and Numerical Analysis*, 48 (2014), p. 5386.
- [34] X.S. LI AND J.W. DEMMEL, *SuperLU_DIST: A scalable distributed-memory sparse direct solver for unsymmetric linear systems*, *ACM Trans. Math. Software*, 29 (2003), p. 110.
- [35] L. LIN, M. CHEN, C. YANG, AND L. HE, *Accelerating atomic orbital-based electronic structure calculation via pole expansion and selected inversion*, *J. Phys.: Condens. Matter*, 25 (2013), p. 295501.

- [36] L. LIN, A. GARCÍA, G. HUHS, AND C. YANG, *SIESTA-PEXSI: Massively parallel method for efficient and accurate ab initio materials simulation without matrix diagonalization*, J. Phys.: Condens. Matter, 26 (2014), p. 305503.
- [37] L. LIN, J. LU, L. YING, R. CAR, AND W. E, *Fast algorithm for extracting the diagonal of the inverse matrix with application to the electronic structure analysis of metallic systems*, Comm. Math. Sci., 7 (2009), p. 755.
- [38] L. LIN, J. LU, L. YING, AND W. E, *Pole-based approximation of the Fermi-Dirac function*, Chin. Ann. Math., 30B (2009), p. 729.
- [39] L. LIN, C. YANG, J. MEZA, J. LU, L. YING, AND W. E, *SellInv – An algorithm for selected inversion of a sparse symmetric matrix*, ACM. Trans. Math. Software, 37 (2011), p. 40.
- [40] A MAREK, V BLUM, R JOHANNI, V HAVU, B LANG, T AUCKENTHALER, A HEINECKE, H-J BUNGARTZ, AND H LEDERER, *The {ELPA} library: scalable parallel eigenvalue solutions for electronic structure theory and computational science*, Journal of Physics: Condensed Matter, 26 (2014), p. 213201.
- [41] J. E. MOUSSA, *Minimax rational approximation of the fermi-dirac distribution*, J. Chem. Phys., 145 (2016), p. 164108.
- [42] YUKI NAGAI, YUKIHIRO OTA, AND MASAHIKO MACHIDA, *Efficient numerical self-consistent mean-field approach for fermionic many-body systems by polynomial expansion on spectral density*, Journal of the Physical Society of Japan, 81 (2012).
- [43] D NAKAMURA, A IKEDA, H SAWABE, Y H MATSUDA, AND S TAKEYAMA, *Record indoor magnetic field of 1200 T generated by electromagnetic flux-compression*, Review of Scientific Instruments, 89 (2018), p. 95106.
- [44] J. W. NEGELE AND H. ORLAND, *Quantum many-particle systems*, Westview, 1988.
- [45] P. PULAY, *Convergence acceleration of iterative sequences: The case of SCF iteration*, Chem. Phys. Lett., 73 (1980), pp. 393–398.
- [46] P. PULAY, *Improved SCF convergence acceleration*, J. Comput. Chem., 3 (1982), pp. 54–69.
- [47] PETER ROSENBERG, SIMONE CHIESA, AND SHIWEI ZHANG, *FFLO order in ultra-cold atoms in three-dimensional optical lattices*, Journal of Physics Condensed Matter, 27 (2015), p. 225601.
- [48] HAO SHI AND SHIWEI ZHANG, *Many-body computations by stochastic sampling in Hartree-Fock-Bogoliubov space*, Phys. Rev. B, 95 (2017), p. 045144.
- [49] A. SZABO AND N.S. OSTLUND, *Modern Quantum Chemistry: Introduction to Advanced Electronic Structure Theory*, McGraw-Hill, New York, 1989.
- [50] K. TAKAHASHI, J. FAGAN, AND M. CHIN, *Formation of a sparse bus impedance matrix and its application to short circuit study*, in 8th PICA Conf. Proc., 1973.
- [51] R. O. UMUCALLAR AND M. ISKIN, *BCS Theory of Time-Reversal-Symmetric Hofstadter-Hubbard Model*, Physical Review Letters, 119 (2017).
- [52] LEI WANG, HSIANG-HSUAN HUNG, AND MATTHIAS TROYER, *Topological phase transition in the hofstadter-hubbard model*, Physical Review B, 90 (2014), p. 205111.
- [53] CHUANZHANG ZENG, T. D. STANESCU, CHUANWEI ZHANG, V. W. SCAROLA, AND SUMANTA TEWARI, *Majorana corner modes with solitons in an attractive hubbard-hofstadter model of cold atom optical lattices*, Phys. Rev. Lett., 123 (2019), p. 060402.
- [54] GUO-QIAO ZHA, LUCIAN COVACI, SHI-PING ZHOU, AND F. M. PEETERS, *Proximity-induced pseudogap in mesoscopic superconductor/normal-metal bilayers*, Phys. Rev. B, 82 (2010), p. 140502.
- [55] BO XIAO ZHENG AND GARNET KIN LIC CHAN, *Ground-state phase diagram of the square lattice Hubbard model from density matrix embedding theory*, Physical Review B, 93 (2016), pp. 1–17.
- [56] BO XIAO ZHENG, CHIA MIN CHUNG, PHILIPPE CORBOZ, GEORG EHLERS, MING PU QIN, REINHARD M. NOACK, HAO SHI, STEVEN R. WHITE, SHIWEI ZHANG, AND GARNET KIN LIC CHAN, *Stripe order in the underdoped region of the two-dimensional Hubbard model*, Science, 358 (2017), pp. 1155–1160.
- [57] JIAN-XIN ZHU, *Bogoliubov-de Gennes Method and Its Applications*, vol. 924, Springer, 2016.