

# Learned Feature Attribution Priors

Ethan Weinberger<sup>1</sup>, Joseph Janizek<sup>1,2</sup>, and Su-In Lee<sup>1</sup>

<sup>1</sup>Paul G. Allen School of Computer Science and Engineering, University of Washington

<sup>2</sup>Medical Scientist Training Program, University of Washington

\*Corresponding: suinlee@cs.washington.edu

## Abstract

Deep learning models have achieved breakthrough successes in domains where data is plentiful. However, such models are prone to overfitting when trained on high-dimensional, low sample size datasets. Furthermore, the black-box nature of such models has limited their application in domains where model *trust* is critical. As a result, deep learning has struggled to make inroads in domains such as precision medicine, where small sample sizes are the norm and model trust is paramount. Oftentimes, even in low data settings we have some set of prior information on each input feature to our prediction task, which may be related to that feature’s relevance to the prediction problem. In this work we propose the *learned attribution prior* framework to take advantage of such information and alleviate the issues mentioned previously. For a given prediction task, our framework jointly learns a relationship between prior information about a feature and that feature’s importance to the task, while also biasing the prediction model to focus on the features with high predicted importance. We find that training models using our framework improves model accuracy in low-data settings. Furthermore, we find that the resulting learned meta-feature to feature relationships open up new avenues for model interpretation.

## 1 Introduction

Recent advances in machine learning have come in the form of complex models that humans struggle to interpret. In response to the black-box nature of these models, a variety of recent work has focused on model interpretability [8]. One particular line of work that has gained much attention is that of feature attribution methods. Given a model and a specific prediction made by that model, these methods assign a numeric value to each input feature of the model, indicating how important that feature was for the given prediction. A variety of such methods have been proposed, and previous work has focused on how such methods can be used to gain insight into model behavior in applications where model trust is critical [33, 23]

A natural question to ask is *why* a given feature was assigned a specific attribution value for a given prediction. In some settings it is easy for a human to evaluate the sensibility of attribution values; for example, in image classification problems we can overlay attribution values on the original image. However, in many other domains we do not have the ability to assess the validity of attribution values so easily. Recent work [22, 4, 21] has attempted to address this problem by regularizing model explanations to agree with prior human knowledge. For example, Enrion et al. [4] propose to regularize image classification models tasks by encouraging the attributions of neighboring pixels to be similar, thereby leading to smoother attribution maps. While such regularization methods do indeed lead to noticeably different feature attributions, they suffer from two shortcomings. First, they require a human expert with prior knowledge about the problem domain to construct a rule for the regularization. Second, after a set of feature attributions is produced, we still lack a method for obtaining insight into the reasons behind a given feature attribution beyond simply trusting in the regularization procedure.

Moreover, the complexity of deep learning models makes them especially prone to overfitting when trained on small datasets. This limitation has stalled the adoption of deep learning methods in domains where data acquisition is difficult, such as many areas of medicine [1].

In certain problem domains we have access to second-order meta-features that characterize the input features used in the prediction task. Such meta-features can potentially encode information on how important

a given feature is to the task at hand. By using such meta-features to bias models to focus only on “important” features, we should be able to achieve both greater model accuracy and interpretability. However, we may not know *a priori* how the meta-features correspond to prediction-level feature importance. As a first step to solving this problem, we propose the *learned attribution prior* framework, a novel method for model training that simultaneously learns a relationship between meta-features and feature attribution values, and biases the original model’s predictions to agree with this learned relationship. Empirically we find that models trained using the learned attribution prior framework achieve better performance on low-data tasks with both synthetic and real-world data. Furthermore, we demonstrate how such learned meta-feature to feature relationships can lead to more interpretable feature attributions.

## 2 Learned Attribution Priors

In this section we introduce a formal definition of a learned attribution prior by extending that of the attribution prior originally proposed in [4]. Let  $X \in \mathbb{R}^{n \times p}$  denote a training dataset consisting of  $n$  samples each of which has  $p$  features. Similarly, let  $Y \in \mathbb{R}^n$  denote the labels for the samples in our training dataset. In a standard model training setting, we wish to find the model  $\hat{f}$  in some model class  $\mathcal{F}$  that minimizes the average prediction loss on our dataset, as determined by some loss function  $\mathcal{L}$ . In order to avoid overfitting on training data, a regularization function  $\Omega'$  on the prediction model’s parameters  $\theta_f$  is often included, giving the equation

$$\hat{f} = \operatorname{argmin}_{f \in \mathcal{F}} \frac{1}{n} \sum_{x,y} \mathcal{L}(f(x), y) + \lambda' \Omega'(\theta_f)$$

For a given feature attribution method  $\Phi(\theta, x)$ , an attribution prior is defined as some function  $\Omega: \mathbb{R}^p \rightarrow \mathbb{R}$  that assigns scalar-valued penalties to  $f$ ’s feature attributions for the input  $x$ . This leads us to the objective

$$\hat{f} = \operatorname{argmin}_{f \in \mathcal{F}} \frac{1}{n} \sum_{x,y} \mathcal{L}(f(x), y) + \lambda \sum_x \Omega(\Phi(\theta_f, x))$$

Now suppose that each feature in  $X$  is associated with some scalar valued meta-feature (e.g, the feature’s number of neighbors in some graph). We can represent these meta-feature values as a vector  $m \in \mathbb{R}^p$ , where the  $i$ ’th entry in  $m$  represents the value of our meta-feature corresponding to the  $i$ ’th feature in the prediction problem. If we believe that the values in  $m$  should correspond with  $\hat{f}$ ’s feature attributions, a natural choice for  $\Omega$  would be a penalty on the difference between our model’s feature attributions and the values in  $m$ , giving us

$$\hat{f} = \operatorname{argmin}_{f \in \mathcal{F}} \frac{1}{n} \sum_{x,y} \mathcal{L}(f(x), y) + \lambda \sum_x \|\Phi(\theta_f, x) - m\|_1 \quad (1)$$

where  $\|\cdot\|_1$  is the  $L_1$  norm. Extending this line of reasoning, suppose we have some meta-feature matrix  $M \in \mathbb{R}^{p \times k}$ , corresponding to each of the  $p$  features in the prediction problem having values for  $k$  meta-features. If we were to assume that there is a linear relationship between a feature’s meta-feature values and that feature’s attribution values, we can modify (1) to achieve

$$\hat{f} = \operatorname{argmin}_{f \in \mathcal{F}} \frac{1}{n} \sum_{x,y} \mathcal{L}(f(x), y) + \lambda \sum_x \|\Phi(\theta_f, x) - \underbrace{\beta_1 M_{*,1} + \dots + \beta_k M_{*,k}}_{\text{Learned linear attribution prior}}\|_1 \quad (2)$$

where  $M_{*,i}$  refers to the  $i$ ’th column of  $M$ , and  $\beta \in \mathbb{R}^k$  is a vector of hyperparameters that we can optimize. Finding an optimal set of hyperparameters gives us a model that captures the meta-feature to feature-attribution relationship for a given problem, which we denote as a *learned attribution prior*. More generally, we define a learned attribution prior to be a function  $g: \mathbb{R}^k \rightarrow \mathbb{R}$  in some model class  $\mathcal{G}$  whose parameters are learned to predict an attribution value for a feature based on its meta-feature values. As either the number of meta-features  $k$  increases (e.g. due to an increase in prior information) or  $\mathcal{G}$  becomes richer (e.g. so that it can capture more complex, nonlinear relationships), leading to more model parameters, learning an attribution prior  $\hat{g}$ ’s parameters by treating them as hyperparameters becomes computationally

---

**Algorithm 1** Gradient descent training of prediction model with a learned attribution prior. The number of optimization steps  $k$  is a hyperparameter. We found in practice that the least expensive option  $k = 1$  worked well to achieve consistent learned prior models.

---

```

for epoch in training epochs do
  for minibatch, batchLabels in  $(X, Y)$  do
    predictionLoss =  $\mathcal{L}(\hat{f}(\text{minibatch}), \text{batchLabels})$ 
    attributionLoss =  $\lambda \sum_{x \in \text{minibatch}} \|\Phi(\theta_{\hat{f}}, x) - \hat{G}(M)\|_1$ 
    totalLoss = predictionLoss + attributionLoss
    Update  $\hat{f}$  via SGD based on totalLoss
  for  $k$  steps do
    attributionLoss =  $\lambda \sum_{x \in \text{minibatch}} \|\Phi(\theta_{\hat{f}}, x) - \hat{G}(M)\|_1$ 
    Update  $\hat{g}$  via SGD based on attributionLoss
  end for
end for
end for

```

---

prohibitive. Instead, we jointly learn a prediction model and attribution prior pair  $(\hat{f}, \hat{g})$  by optimizing the following objective

$$(\hat{f}, \hat{g}) = \underset{f \in \mathcal{F}, g \in \mathcal{G}}{\operatorname{argmin}} \frac{1}{n} \sum_{x, y} \mathcal{L}(f(x), y) + \lambda \sum_x \|\Phi(\theta_f, x) - G(M)\|_1 \quad (3)$$

where we define  $G(M)$  to be the vector in  $\mathbb{R}^p$  resulting from feeding each row of  $M$  into  $g$  (i.e.,  $G(M)$  is the vector of predicted feature attribution values for all of our prediction features). In the case where  $\mathcal{F}$  and  $\mathcal{G}$  are classes of multilayer perceptrons, we are able to approximate a solution to this problem by alternating between one step of optimizing  $\hat{f}$ , and  $k$  steps of optimizing  $\hat{g}$  via stochastic gradient descent. This procedure is presented formally in Algorithm 1. So long as  $\hat{f}$  and  $\hat{g}$  change slowly enough, we find that Algorithm 1 accomplishes the following two goals:

- Learn, without the input of human domain experts, a relationship between meta-features and feature relevance to a given prediction task.
- Bias prediction models to rely on the features deemed important by this learned meta-feature to feature importance relationship.

We show in Section 3 that introducing such bias in the training procedure improves the performance of neural network models in low-data settings. Furthermore, we find in Section 4 that we can exploit these learned meta-feature to feature importance relationships to achieve new insights into our prediction models.

## 3 Training with Learned Priors Improves Accuracy in Low-Data Settings

### 3.1 Two Moons Classification With Nuisance Features

We first evaluate the performance of multi-layer perceptrons (MLPs) with two hidden layers trained using the framework on the two moons with nuisance features task as introduced in [31]. In particular we seek to understand whether the learned prior framework biases MLPs towards using informative features when making a prediction. In this experiment we construct a dataset based on two two-dimensional moon shape classes, concatenated with noisy features. For a given data point the first two coordinates  $x_1, x_2$  are drawn by adding noise drawn from an  $\mathcal{N}(0, 0.1)$  distribution to a point from one of two nested half circles, as presented in Figure 1. The remaining coordinates  $x_3, \dots, x_p$  are drawn from an  $\mathcal{N}(0, 1)$  distribution, and have no relation to the underlying classification task.

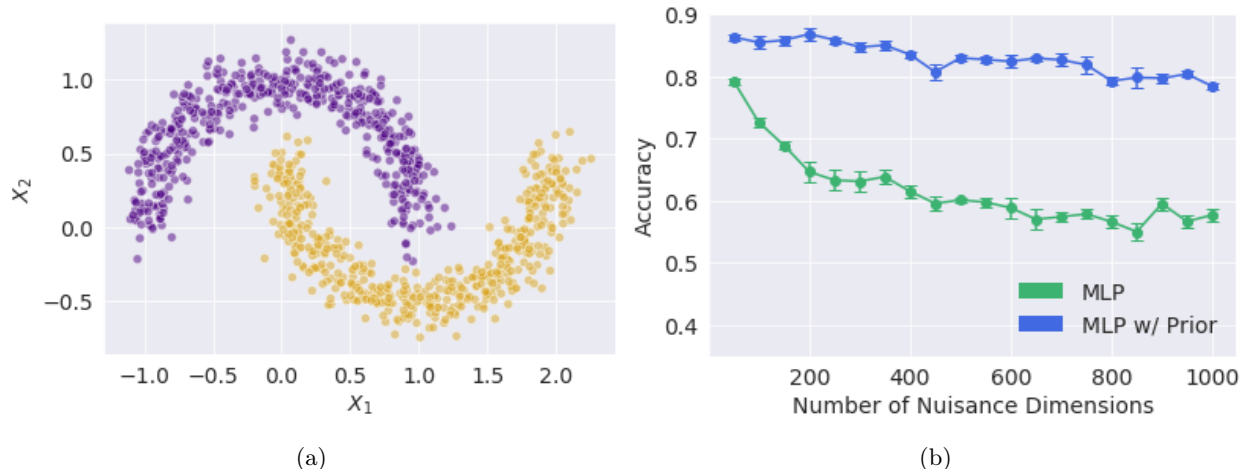


Figure 1: (a) Points from the two moons shape classes.  $X_1$  and  $X_2$  are the informative features for our task, while  $X_3, \dots, X_D$  are pure noise. (b) Classification accuracy (mean and standard error) of MLPs trained (trained with and without learned priors) vs. number of noise dimensions.

For each of our experiments, we use datasets consisting of 1000 samples. We use 20% of the dataset for model training, and divide the remaining points evenly into testing and validation sets, giving a final 20%-40%-40% train-test-validation split. We vary the number of nuisance features from 50 to 1000 in increments of 50. For a given number of features  $p$  we construct a meta-feature matrix  $M_{\text{moons}} \in \mathbb{R}^{p \times 2}$ , where the  $i$ 'th row contains the  $i$ 'th feature's mean and standard deviation. For our learned attribution prior we train a linear model that attempts to predict feature importance based on that feature's mean and standard deviation. The number of units in the hidden layers of our MLPs depends on the number of features  $p$ ; for a given  $p$  the first hidden layer has  $\lfloor p/2 \rfloor$  units, and the second has  $\lfloor p/4 \rfloor$  units.

For each number of nuisance features we generate five datasets. We use expected gradients [4] for our feature attribution method. We optimize our models using Adam [12] with early stopping, and all hyperparameters are chosen based on performance on our validation sets. We report our results in Figure 1. We find that our MLPs trained along with learned attribution priors using  $M_{\text{moons}}$  are far more robust to the addition of noisy features than MLPs that do not take advantage of meta-features. This result continues to hold even as the number of features in the dataset eclipses the number of training points. This phenomenon indicates that training an MLP with an appropriate learned prior model is indeed able to bias the MLP towards learning meaningful relationships rather than overfitting on noise in the data.

### 3.2 AML Drug Response Prediction

Acute myeloid leukemia (AML) is a form of blood cancer characterized by the rapid buildup of abnormal cells in the blood and bone marrow that interfere with the function of healthy blood cells. The disease has a very poor prognosis, leading to death in approximately 80% of patients, and it is the leading cause of leukemia-related deaths in the United States [30]. While the number of drugs approved for cancer treatment continues to expand, with an average of more than 10 new drugs introduced each year in the current decade alone [10], advances in AML treatment have remained elusive. This phenomenon is likely due in large part to the heterogeneity of AML. Although AML genomes have fewer mutations than those of most other cancers, the relationships between mutations and phenotypes remains unclear [18]. As such, different AML patients have disparate responses to the same treatment regimens, and methods for better matching patients to drugs are in high demand.

While deep learning methods, and their ability to discover complex nonlinear relationships, could potentially make progress towards this goal, such progress has been elusive. Due to the high cost of data acquisition in biological contexts, the size of datasets in e.g. the NIH's Gene Expression Omnibus<sup>1</sup> has remained static

<sup>1</sup><https://www.ncbi.nlm.nih.gov/geo/>

with median dataset size remaining under 20 [3]. Because of the high dimensionality of genetic data, the lack of large datasets has prevented deep learning models from achieving the same kinds of widespread success as they have in other fields.

In this experiment we investigate how training an MLP using the learned prior framework affects performance on an AML drug response prediction task. Our drug response data comes from the Beat AML dataset, comprised of RNA-seq gene expression data and *ex vivo* drug sensitivity measures for tumors from 572 patients [29]. In our analysis we focus specifically on responses to the drug Dasatinib, for which there was data from the most patients ( $n = 217$ ). For prior information we use the publicly available MERGE driver features introduced in [14]. The MERGE (Mutation, Expression hubness, Regulator, Genomic copy number variation, and mEthylation) features are a set of multi-omic prior information believed to correspond with how a given gene affects disease processes. This thus allows us to construct a meta-feature matrix  $M_{\text{MERGE}} \in \mathbb{R}^{p \times 5}$ , where  $p$  is the number of genes for which we have both expression levels and MERGE feature values. For our dataset  $p = 13,424$ . We refer the reader to the Supplement for additional details on our RNA-seq data preprocessing and on the MERGE prior features.

To understand how training with the learned attribution prior can improve model performance, we compare against three baselines: LASSO regression [28], MLPs trained with no prior information, and an MLP trained using the learned prior framework but for which the prior information is composed solely of Gaussian noise. We evaluate each model on five splits of the data into training, validation, and test sets, for which we use 80%, 10%, and 10% of the data respectively. As in Section 3.1 we train our MLPs using Adam with early stopping, and we use expected gradients for our feature attribution method. Our results are reported in Figure 2. All prediction-model MLPs have two hidden layers with 512 and 256 hidden units respectively. For our learned attribution priors we use MLPs with two hidden layers, of five and three units, to capture the relationship between meta-features and feature importance.

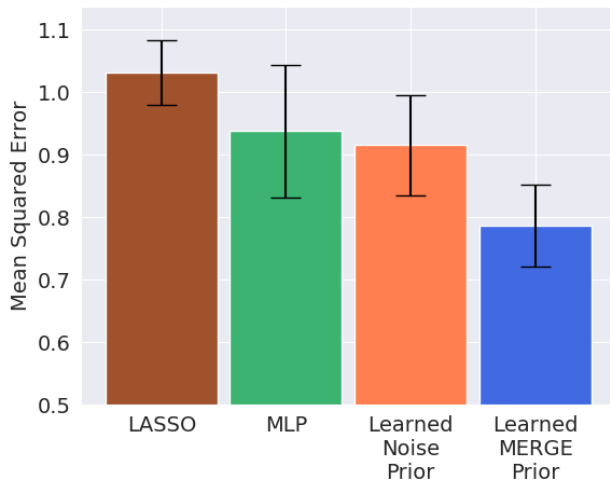


Figure 2: Performance comparison between MLP with learned MERGE prior vs. baseline models.

We find that training MLP models with the learned prior framework provides a 15% reduction in mean squared error compared to a standard MLP approach. We also find that the standard error of the performance of our MLPs with learned MERGE prior is 40% less than that of standard MLPs. Taken together these improvements indicate that the learned MERGE prior is biasing MLPs to learn informative representations of the data, as opposed to just learning noise.

## 4 Learned Priors Admit New Insights into Deep Models

While feature attribution methods provide users with a sense of the “relevant” features for a given prediction, they lack a way to contextualize the attribution values in a human-interpretable way. This shortcoming can lead to a false sense of security when employing such methods, even though previous work has demonstrated

their potential to produce explanations based on features known to be irrelevant to a problem based on prior knowledge [32, 11, 7]. However, with a learned prior model  $\hat{g}$ , we gain a new set of tools for understanding the *why* behind feature attributions in terms of our prior information. In the case where  $\hat{g}$  is a linear model, we can easily use the model’s weight coefficients to get an explanation for a given predicted attribution value. When  $\hat{g}$  is a more complex model, such as a neural network, uncovering such explanations is not as straightforward. However, in this section, using the AML drug response prediction problem from Section 3.2 as a case study, we demonstrate multiple methods for probing more complex learned attribution priors to obtain insights into predicted feature attribution values. Using such methods we find that our learned MERGE prior from Section 3.2 independently learns meta-feature to gene importance relationships that agree with prior biological knowledge.

#### 4.1 Attribution Explanations For Understanding Meta-Feature to Gene Relationships

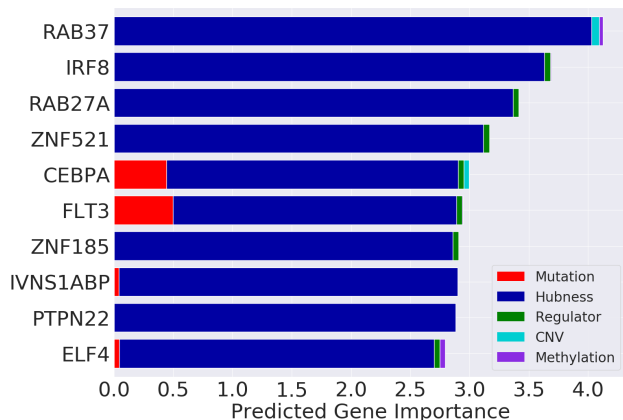


Figure 3: Explanations of feature attributions for the top 10 most important genes as ranked by absolute predicted feature importance. Bar color is proportional to absolute value of that meta-feature’s contribution to the predicted importance value as determined by some attribution method  $\Phi$ .

Given a (potentially complex) learned attribution prior model  $\hat{g}$  and meta feature values  $m_i$  for the  $i$ ’th feature in a prediction problem, we would like to understand how the values of  $m_i$  relate to the predicted attribution value  $\hat{g}(m_i)$ . To do so we can apply a feature attribution method  $\Phi$  to  $\hat{g}$ , thereby generating a second order attribution explanation  $\Phi(\theta_{\hat{g}}, m_i)$ , explaining the  $i$ ’th feature’s predicted importance in terms of human-interpretable meta-features. We apply expected gradients as our  $\Phi$  to the learned MERGE prior from Section 3.2, and visualize our results in Figure 3.

Remarkably we find that our learned MERGE prior, without any input from domain experts, rediscovers relationships in line with prior biological knowledge. We can see Figure 3 that high predicted gene importance values are explained mostly by expression hubness. This trend is consistent with prior knowledge, as expression hubness has been suspected to drive events in cancer [16]. Furthermore, we observe that for a small number of genes mutation appears as a major factor in their importance explanations. This phenomenon also matches up with prior knowledge, as mutations in CEPBA, FLT3, and ELF4 are suspected to play a role in the heterogeneity of drug response in AML patients [15, 5, 25, 2, 27]

#### 4.2 Partial Dependence Plots Capture Nonlinear Meta-Feature to Importance Relationships

We can further explore the nature of these learned meta-feature to feature importance relationships by constructing partial dependence plots (PDPs) [6] to visualize the marginal effect of particular meta-features on predicted attribution values. We display the results of doing so for expression hubness and mutation in Figure 4. For both meta-features we find that our learned attribution prior is capturing a non-linear

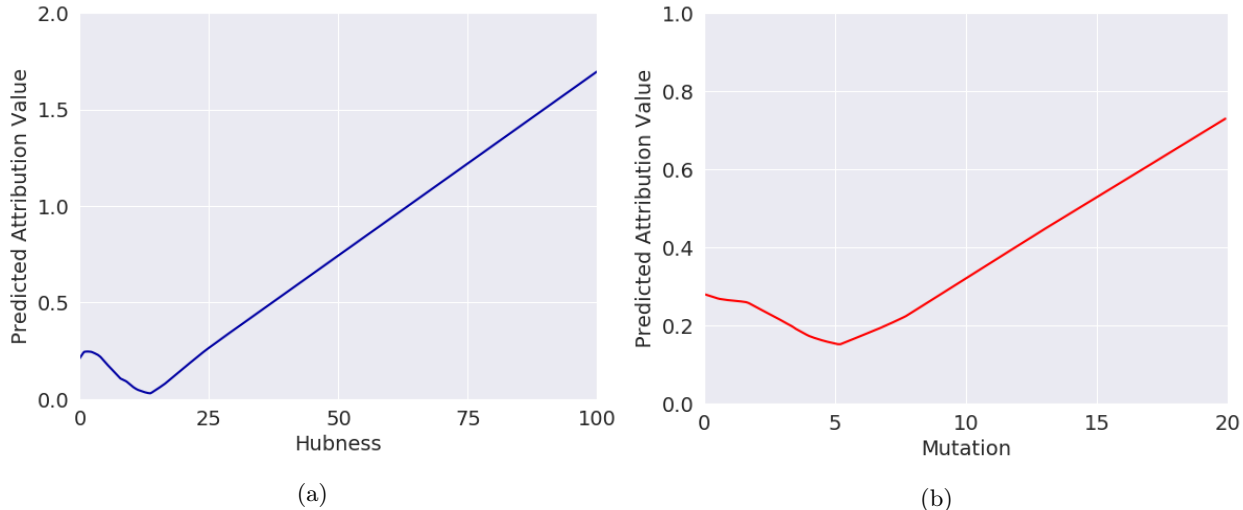


Figure 4: Learned attribution prior partial dependence plots for (a) expression hubness and (b) mutation. Both plots indicate that our learned prior is capturing a nonlinear relationship between meta-feature value and feature importance.

relationship between the meta-features and predicted attribution values. The relationship broadly agrees with prior knowledge; after a certain point both hubness and mutation lead to higher predicted attribution values. Furthermore, we find that the relationships captured by our PDPs are nonlinear. This phenomenon indicates that more complex models may better capture the relationship between a gene’s MERGE features and its potential to drive events in AML than the original linear model used by Lee et. al in [14].

#### 4.2.1 MERGE Prior Captures Relevant Gene Pathways

To further confirm that the relationships captured by our learned MERGE prior match biological intuition, we perform Gene Set Enrichment Analysis [26] to see if the top genes as ranked by our learned MERGE attribution prior were enriched for membership in any biological pathways. For comparison we use the number of pathways captured by a learned noise prior as a baseline. In our analysis we use the top 200 genes as ranked by both prior models, and we use the Enrichr [13] library to check for membership in the Kyoto Encyclopedia of Genes and Genomes [9] 2019 pathways list. While the top genes as ranked by our learned noise prior are not significantly enriched for membership in *any* pathways after FDR correction, our MERGE prior captures many, as shown in Figure 5. Moreover, we find that among the pathways captured by our MERGE prior lie multiple pathways already known to be associated with AML [17, 24, 19, 20]. This result further indicates that our learned MERGE prior is capturing meaningful meta-feature to gene importance relationships.

## 5 Discussion

In this work we introduce the learned attribution prior framework, a novel method for biasing the training of neural networks by incorporating prior information about the features used for a prediction task. Unlike other feature-attribution based penalty methods [4, 22, 21], our framework merely requires the presence of prior information in the form of meta-features, rather than rules hand-crafted by a domain expert. In our experiments we find that jointly learning prediction models and learned attribution priors leads to increased performance on prediction tasks in low data settings. Furthermore, we demonstrate that learned attribution priors admit new methods for model interpretability and for establishing trust in feature attribution methods. Using such methods we demonstrate that our learned attribution priors, without human intervention, independently learn meta-feature to feature relationships that agree with prior human knowledge. The learned

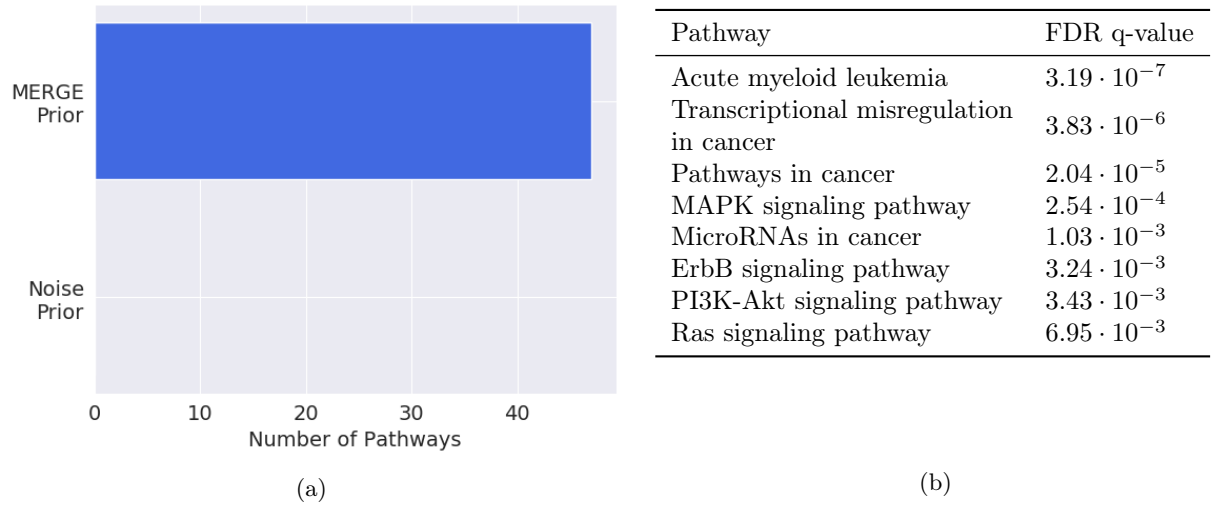


Figure 5: (a) Number of pathways captured by a learned MERGE prior vs. by a learned noise prior. (b) Sample of enriched pathways previously linked to AML phenotypes.

prior framework provides a broadly applicable method for incorporating prior information into prediction tasks, and we believe that it is a valuable tool for learning in low-data, trust-critical domains.



## References

- [1] David Chen et al. “Deep learning and alternative learning strategies for retrospective real-world clinical data”. In: *NPJ digital medicine* 2.1 (2019), pp. 1–5.
- [2] Naval Daver et al. “Targeting FLT3 mutations in AML: review of current knowledge and evidence”. In: *Leukemia* 33.2 (2019), pp. 299–312.
- [3] Francis Dutil et al. “Towards gene expression convolutions using gene interaction graphs”. In: *arXiv preprint arXiv:1806.06975* (2018).
- [4] Gabriel Erion et al. “Learning Explainable Models Using Attribution Priors”. In: *arXiv preprint arXiv:1906.10670* (2019).
- [5] A Fasan et al. “The role of different genetic subtypes of CEBPA mutated AML”. In: *Leukemia* 28.4 (2014), p. 794.
- [6] Jerome H Friedman. “Greedy function approximation: a gradient boosting machine”. In: *Annals of statistics* (2001), pp. 1189–1232.
- [7] Yash Goyal, Uri Shalit, and Been Kim. “Explaining Classifiers with Causal Concept Effect (CaCE)”. In: *arXiv preprint arXiv:1907.07165* (2019).
- [8] Riccardo Guidotti et al. “A Survey of Methods for Explaining Black Box Models”. In: *ACM Comput. Surv.* 51.5 (Aug. 2018), 93:1–93:42. ISSN: 0360-0300. DOI: 10.1145/3236009. URL: <http://doi.acm.org/10.1145/3236009>.
- [9] Minoru Kanehisa and Susumu Goto. “KEGG: kyoto encyclopedia of genes and genomes”. In: *Nucleic acids research* 28.1 (2000), pp. 27–30.
- [10] Michael S Kinch. “An analysis of FDA-approved drugs for oncology”. In: *Drug discovery today* 19.12 (2014), pp. 1831–1835.
- [11] Pieter-Jan Kindermans et al. “The (un) reliability of saliency methods”. In: *Explainable AI: Interpreting, Explaining and Visualizing Deep Learning*. Springer, 2019, pp. 267–280.
- [12] Diederik P Kingma and Jimmy Ba. “Adam: A method for stochastic optimization”. In: *arXiv preprint arXiv:1412.6980* (2014).
- [13] Maxim V Kuleshov et al. “Enrichr: a comprehensive gene set enrichment analysis web server 2016 update”. In: *Nucleic acids research* 44.W1 (2016), W90–W97.
- [14] Su-In Lee et al. “A machine learning approach to integrate big data for precision medicine in acute myeloid leukemia”. In: *Nature communications* 9.1 (2018), p. 42.
- [15] Liang-In Lin et al. “Characterization of CEBPA mutations in acute myeloid leukemia: most patients with CEBPA mutations have biallelic mutations and show a distinct immunophenotype of the leukemic cells”. In: *Clinical cancer research* 11.4 (2005), pp. 1372–1379.
- [16] Benjamin A Logsdon et al. “Sparse expression bases in cancer reveal tumor drivers”. In: *Nucleic acids research* 43.3 (2015), pp. 1332–1344.
- [17] Michele Milella et al. “Therapeutic targeting of the MEK/MAPK signal transduction module in acute myeloid leukemia”. In: *The Journal of clinical investigation* 108.6 (2001), pp. 851–859.
- [18] Cancer Genome Atlas Research Network. “Genomic and epigenomic landscapes of adult de novo acute myeloid leukemia”. In: *New England Journal of Medicine* 368.22 (2013), pp. 2059–2074.
- [19] Sophie Park et al. “Role of the PI3K/AKT and mTOR signaling pathways in acute myeloid leukemia”. In: *haematologica* 95.5 (2010), pp. 819–828.
- [20] Emily J Pomeroy and Craig E Eckfeldt. “Targeting Ras signaling in AML: RALB is a small GTPase with big potential”. In: *Small GTPases* (2017), pp. 1–6.
- [21] Laura Rieger et al. “Interpretations are useful: penalizing explanations to align neural networks with prior knowledge”. In: *arXiv preprint arXiv:1909.13584* (2019).
- [22] Andrew Slavin Ross, Michael C Hughes, and Finale Doshi-Velez. “Right for the right reasons: Training differentiable models by constraining their explanations”. In: *arXiv preprint arXiv:1703.03717* (2017).

- [23] Rory Sayres et al. “Using a deep learning algorithm and integrated gradients explanation to assist grading for diabetic retinopathy”. In: *Ophthalmology* 126.4 (2019), pp. 552–564.
- [24] Xuejing Shao et al. “The HER2 inhibitor TAK165 sensitizes human acute myeloid leukemia cells to retinoic acid-induced myeloid differentiation by activating MEK/ERK mediated RAR $\alpha$ /STAT1 axis”. In: *Scientific reports* 6 (2016), p. 24589.
- [25] Donald Small. “FLT3 mutations: biology and treatment”. In: *ASH Education Program Book 2006.1* (2006), pp. 178–184.
- [26] Aravind Subramanian et al. “Gene set enrichment analysis: a knowledge-based approach for interpreting genome-wide expression profiles”. In: *Proceedings of the National Academy of Sciences* 102.43 (2005), pp. 15545–15550.
- [27] Mary Ann Suico, Tsuyoshi Shuto, and Hirofumi Kai. “Roles and regulations of the ETS transcription factor ELF4/MEF”. In: *Journal of molecular cell biology* 9.3 (2017), pp. 168–177.
- [28] Robert Tibshirani. “Regression shrinkage and selection via the lasso”. In: *Journal of the Royal Statistical Society: Series B (Methodological)* 58.1 (1996), pp. 267–288.
- [29] Jeffrey W Tyner et al. “Functional genomic landscape of acute myeloid leukaemia”. In: *Nature* 562.7728 (2018), p. 526.
- [30] Justin Watts and Stephen Nimer. “Recent advances in the understanding and treatment of acute myeloid leukemia”. In: *F1000Research* 7 (2018).
- [31] Yutaro Yamada et al. “Feature Selection using Stochastic Gates”. In: *arXiv preprint arXiv:1810.04247* (2018).
- [32] Mengjiao Yang and Been Kim. “BIM: Towards quantitative evaluation of interpretability methods with ground truth”. In: *arXiv preprint arXiv:1907.09701* (2019).
- [33] John R Zech et al. “Variable generalization performance of a deep learning model to detect pneumonia in chest radiographs: A cross-sectional study”. In: *PLoS medicine* 15.11 (2018), e1002683.

# Learned Feature Attribution Priors - Supplement

April 30, 2022

## 1 AML Drug Response Experiments

### 1.1 Data Preprocessing

Due to the potential for noise and batch effects, it is necessary to preprocess RNA-seq gene expression data in order to ensure a quality signal. For our AML drug response dataset, we preprocessed our RNA-seq data as follows

1. Raw transcript counts were converted to fragments per kilobase of exon model per million mapped reads (FPKM). FPKM normalizes the counts for different RNA lengths and for the total number of reads, and as such is more reflective of the molar amount of a transcript in the original sample than raw counts [3]. FPKM is calculated using the following formula

$$FPKM = \frac{X_i \cdot 10^9}{Nl_i}$$

Where  $X_i$  is the raw count for a transcript,  $l_i$  is the effective length of the transcript, and  $N$  is the total number of counts.

2. Non-protein coding transcripts were removed from the dataset.
3. Transcripts not meaningfully observed in the dataset (>70% measurements equal to 0) were removed.
4. The data was  $\log_2$  transformed.
5. Each transcript was standardized across all samples, so that the mean for the transcript was equal to 0 and the variance was equal to one. I.e.,

$$X'_i = \frac{X_i - \mu_i}{\sigma_i}$$

We also scaled Dasatinib IC50 values to have 0 mean and unit variance.

### 1.2 MERGE Prior Features

We downloaded the MERGE (Mutation, Expression hubness, Regulator, Genomic copy number variation, and mEthylation) prior feature data from the Supplement of [2]. Here we provide a brief description of how each of the prior features were originally calculated.

- *Expression hubness*: SPARROW (SPARse selected expRessiOn regulators identified With penalized regression), is a computational method for estimating a gene's hubness purely based on expression data from cancer patients. SPARROW employs a sparse statistical model in which each gene's expression level is modeled as a linear combination of a small set of other genes (i.e., a sparse basis). A gene's hubness is determined based on how often the gene is chosen in the sparse basis for any other gene. To use gene hubness as a MERGE feature, the the R data object (.rda) containing the SPARROW results for AML from <http://sparrow-351eelab.cs.washington.edu/data> was downloaded. The

`sparrow1` scores (the number of downstream genes) from the `basesFreq` object were then used as the expression hubness feature.

- *Mutation*: Significance measures of mutation frequencies for each gene measured in the MutSig2CV Analysis of the AML study from TCGA (<http://firebrowse.org/?cohort=LAML>) were obtained. A p-value was assigned to each gene measuring the statistical significance that the gene had mutated more often than expected by chance.  $-\log_{10}$  (p-value) was used as the feature value.
- *Genomic copy number variation*: CNV measures (`gdac.broadinstitute.org_LAML-10TB.CopyNumber_Gistic2.Level_4.2015082100.0.0.tar.gz`) were downloaded from [http://gdac.broadinstitute.org/runs/analyses\\_\\_2015\\_08\\_21/data/LAML/20150821/](http://gdac.broadinstitute.org/runs/analyses__2015_08_21/data/LAML/20150821/). `all_data_by_genes.txt` in the tar.gz file was then used to assign 1 (CNV) or 0 (no CNV) to each gene. The CNV feature of a gene was set to 1 if the gene was amplified or deleted by at least .05 in at least 20 of 191 patients (~10%), and to 0 otherwise.
- *Regulator*: It is likely that genes known to regulate other genes are more reliable molecular markers for therapeutic response than those that are not. As such, list of genes known to have regulatory roles, including transcription factors, 1chromatin remodelers and signal transduction genes, was constructed based on gene annotation databases [1]. Based on this list, a binary feature for each gene was generated by assigning 1 if the gene was on the list and 0 otherwise.
- *Methylation*: DNA methylation measures (`gdac.broadinstitute.org_LAML.Methylation_Preprocess.Level_3.2015110100.0.0.tar.gz`) were obtained from [http://gdac.broadinstitute.org/runs/stddata\\_\\_2015\\_11\\_01/data/LAML/20151101/](http://gdac.broadinstitute.org/runs/stddata__2015_11_01/data/LAML/20151101/). The file `LAML.meth.by_mean.data.txt` in this tar.gz was then used to obtain the average methylation levels for each gene across all patients.

## References

- [1] Andrew J Gentles et al. “Association of a leukemic stem cell gene expression signature with clinical outcomes in acute myeloid leukemia”. In: *Jama* 304.24 (2010), pp. 2706–2715.
- [2] Su-In Lee et al. “A machine learning approach to integrate big data for precision medicine in acute myeloid leukemia”. In: *Nature communications* 9.1 (2018), p. 42.
- [3] Ali Mortazavi et al. “Mapping and quantifying mammalian transcriptomes by RNA-Seq”. In: *Nature methods* 5.7 (2008), p. 621.