

FIELD MODEL FOR COMPLEX IONIC FLUIDS

JIAN-GUO LIU¹, JINHUAN WANG², ZHENNAN ZHOU³ AND YU ZHAO⁴

1-Department of Physics and Department of Mathematics, Duke University,
Durham, NC 27708. USA. email: jliu@phy.duke.edu

2-School of Mathematics, Liaoning University, Shenyang, 110036, P. R. China.
email: wangjh@lnu.edu.cn

3-Beijing International Center for Mathematical Research, Peking University, Beijing,
100871, P.R.China. email: zhennan@bicmr.pku.edu.cn

4-School of Mathematical Sciences, Peking University, Beijing, 100871, P.R.China.
email: y.zhao@pku.edu.cn

ABSTRACT. In this paper, we consider the field model for complex ionic fluids with an energy variational structure, and analyze the well-possness to this model with regularized kernals. Furthermore, we deduce the estimate of the maximal density function to quantify the finite size effect. On the numerical side, we adopt a finite volume scheme to the field model, which satisfies the following properties: positivity-perserving, mass conservation and energy dissipation. Besides, series of numerical experiments are provided to demonstrate the properties of the steady state and the finite size effect.

Keywords: Complex ionic fluids, variational structure, finite size effect, finite volume method.

1. INTRODUCTION

Nearly all biological processes are related to ions[8]. The electrokinetic system for ion transport in solutions is an important model in medicine and biology[1, 4]. The transport and distribution of charged particles are crucial in the study of many physical and biological problems, such as ion particles in the electrokinetic fluids[13], and ion channels in cell membranes[3, 9]. In this paper, we consider the field equations for complex ionic fluids derived from an energetic variational method EnVarA (energy variational analysis) which combines Hamilton's least action and Rayleigh's dissipation principles to create a variational field theory [8].

In EnVarA, the free energy of the field systems which is detoned by \mathcal{F} for complex ionic fluids is written in the Eulerian framework

$$\mathcal{F}(c_m(\cdot, t)) = \int_{\Omega} \left\{ \sum_{m=1}^M c_m \log c_m + \phi_{\text{ES}}(\cdot) + \psi_{\text{FSE}}(\cdot) \right\} d\mathbf{x}, \quad (1.1)$$

where $c_m = c_m(\mathbf{x}, t)$, $m = 1, \dots, M$, be the concentration of the m-th ionic species where $\mathbf{x} \in \Omega \subset \mathbb{R}^d$ indicates the location and $t > 0$ indicates the time. The first part of the right hand of (1.1) is the entropy term which describes the particle Brownian motion of the ions. And the second part $\phi_{\text{ES}}(\cdot)$ is the electrostatic potential where the electric field is created by the charge on different ionic species in most cases we

The work of J-G Liu was partially supported by KI-Net NSF RNMS grant No. 1107291, NSF DMS grant No. 1514826.

Corresponding author: Jinhuan Wang. She is partially supported by Key Project of Education Department of Liaoning Province (Grant No. LZD201701).

considered. In addition, we focus on the steric repulsion arising from the finite size of solid ions[10, 14, 18, 2], which is the last term of (1.1). Here all physical parameters are set as 1 for simplicity in representation. Furthermore, additional free energy due to physical effects such as screening[6] can also be included in (1.1), which leads to different field equations. The field equations might either be defined on the whole domain \mathbb{R}^n or a bounded domain Ω equipped with certain physical boundary conditions. However, proposing an appropriate boundary condition is a task of great difficulty as well as an interesting research subject. In this paper, we consider only the unbounded domain \mathbb{R}^n and focus on the generalised field model.

The chemical potential ψ_m of the m -th ionic species is described by the variational derivative

$$\psi_m = \frac{\delta \mathcal{F}(c_m(\cdot, t))}{\delta c_m} \quad (1.2)$$

and is referred to in channel biology as the "driving force" for the current of the m -th ionic species[8]. Then EnVarA gives us both the equilibrium and the nonequilibrium (time dependent) equations for complex ionic fluids as follows,

$$\text{equilibrium : } 0 = \nabla \cdot (c_m \nabla \psi_m), \quad m = 1, \dots, M, \quad (1.3)$$

$$\text{nonequilibrium (time dependent): } \partial_t c_m = \nabla \cdot (c_m \nabla \psi_m), \quad m = 1, \dots, M. \quad (1.4)$$

In this paper, we consider the steric repulsion in the following form

$$\psi_{\text{FSE}}(\cdot) = \frac{1}{2} \theta(\mathbf{x})(\mathcal{W} * \theta)(\mathbf{x}),$$

where the total density $\theta(\mathbf{x}) := \sum_{m=1}^M c_m$ and the electrostatic potential

$$\phi_{\text{ES}}(\cdot) = \frac{1}{2} \rho(\mathbf{x})(\mathcal{K} * \rho)(\mathbf{x}),$$

where the charge density $\rho(\mathbf{x}) := \sum_{m=1}^M z_m c_m$ with $z_m \in \mathbb{Z}$ being the valence of the m -th ionic species. Then the free energy (1.1) of the field model for complex ionic fluids is given by the following functional

$$\mathcal{F}(c_m(\cdot, t)) = \sum_{m=1}^M \int_{\mathbb{R}^d} c_m \log c_m \, d\mathbf{x} + \frac{1}{2} \int_{\mathbb{R}^d} \rho(\mathbf{x})(\mathcal{K} * \rho)(\mathbf{x}) \, d\mathbf{x} + \frac{1}{2} \int_{\mathbb{R}^d} \theta(\mathbf{x})(\mathcal{W} * \theta)(\mathbf{x}) \, d\mathbf{x}. \quad (1.5)$$

Kernal $\mathcal{K}(\mathbf{x})$ in (1.5) represents the effect of the electrostatic potential while kernal $\mathcal{W}(\mathbf{x})$ represents the effect of the steric repulsion arising from the small size. Here, explicit write out (1.4) using $\mathcal{K}(\mathbf{x}), \mathcal{W}(\mathbf{x}), \theta(\mathbf{x})$ and $\rho(\mathbf{x})$ etc. In fact, the convolution terms make it difficult to derive explicit differential equations between the field functions and the charge density $\rho(\mathbf{x})$ except when the kernal is Newtonian, i.e.

$$\mathcal{K}(\mathbf{x}) = \begin{cases} -\frac{1}{2\pi} \ln |\mathbf{x}|, & d = 2, \\ \frac{1}{d(d-2)\alpha(d)|\mathbf{x}|^{d-2}}, & d \geq 3, \end{cases} \quad (1.6)$$

in which case, the electrostatic field potential function $\Phi_{\mathcal{K}}(\mathbf{x})$ related to the concentrations of the ions is determined by Gauss's law, i.e.

$$-\Delta \Phi_{\mathcal{K}}(\mathbf{x}) = \rho(\mathbf{x}). \quad (1.7)$$

Whereas, for the steric repulsion there is no clear way to reformulate the convolution with the help of an auxiliary potential equation. Hence, in this work, without loss of

generality, we focus on the Cauchy problem of the field model for complex ionic fluids and the initial conditions can be given as follows,

$$c_m(\mathbf{x}, 0) = c_m^0(\mathbf{x}), \quad m = 1, \dots, M. \quad (1.8)$$

We aim to investigate the transport of ions modeled by EnVarA both theoretically and numerically.

It is worth emphasizing that the Poisson-Nernst-Planck (PNP) equations, which are widely used by many channologists [9] to describe the transport of ions through ionic channels and by physical chemists [3], can be derived by such variational method as well, simply by setting $\psi_{\text{FSE}}(\cdot) = 0$. The PNP equations describe the transport of an ideal gas of point charges. However, due to the lack of incorporating the nonideal properties of ionic solutions, the PNP equations can not describe electrorheological fluids containing charged solid balls or some other complex fluids in biological applications properly.

In contrast to the limited studies and the partial understanding of the Cauchy problem of the field model (1.4)(1.8), on one hand, as for the nonlinear nonlocal equations with a gradient flow structure, Carrillo, Chertock and Huang [5] proposed a positivity preserving entropy decreasing finite volume scheme. On the other hand, for the initial boundary value problem of the PNP equations without small size effect, there have been quit a few numeric studies in the recent years. For instance, Liu and Wang [15] have designed and analyzed a free energy satisfying finite difference method for solving PNP equations in a bounded domain that are conservative, positivity preserving and of the first order in time and the second order in space. Later, a discontinuous Galerkin method for the one-dimensional PNP equations [16] has been proposed. Both of them satisfy the positivity preserving property and the discrete energy decay estimate under a parabolic CFL condition $\Delta t = O((\Delta x)^2)$. Furthermore, Flavell, Kabre and Li [11] have proposed a finite difference scheme that captures exactly (up to roundoff error) a discrete energy dissipation and which is of the second order accurate in both time and space. Besides, a finite element method using a method of lines approached developed by Metti, Xu and Liu [17] enforces the positivity of the computed solutions and obtains the discrete energy decay but works for the certain boundary while the scheme developed by Hu and Huang [12] works for the general boundaries. etc.

In this paper, besides the basic parperties of the equilibrium and nonequilibrium state of the field model (1.4)(1.8), such as positivity-preserving, mass conservation and free energy dissipation, we also analyze the existence of the solutions to this model and the properties of the steady state and estimate the maximal density function to quantify the finite size effect theoretically, while to supplement this, reliable numerical simulations are necessary to explore such phenomenon. We consider a finite volume scheme to the field model (1.4)(1.8) to preserve the basic physical properties of the ionic fluid equations. The small size effect can also be demonstrated by such numerical scheme. The scheme is of the first order in time and the first order in space while the generalization to higher order schemes in space is of no difficulty. Also higher order in time can be obtained by the strong stability preserving (SSP) Runge-Kutta methods. Another challenge in numerical simulation of our field model (1.4)(1.8) is the handling for the high order singularity of the kernal $\mathcal{K}(\mathbf{x})$ and $\mathcal{W}(\mathbf{x})$. Here we just deal with the singularity preliminarily so as to grasp the effect of the finite size effect. More appropriate methods such as Truncated Kernal Method (TKM) will be discussed in the following papers.

The rest of the paper is organized as follows. The field model for complex ionic fluids we considered in this paper is recalled and analyzed in Chapter 2. We show the basic properties of the Cauchy problem of the field model (1.3) or (1.4)(1.8). Furthermore,

the well-posedness of the model (1.4)(1.8) is captured when we take the electrostatic potential $\phi_{\text{ES}}(\cdot)$ and the repulsion of finite size effect $\psi_{\text{FSE}}(\cdot)$ as Newton and Lennard-Jones form respectively. In Chapter 3, we consider a finite volume scheme to the field system (1.4)(1.8) in 1D in the semi-discrete level, and prove its properties : positivity-preserving, mass conservation and discrete free energy dissipation. In the same section, the fully discrete scheme, and the extension to the 2D cases are also discussed. In Chapter 4 we verify the properties of our numerical method with numerous test examples and provide series of numerical experiments to demonstrate the small size effect in the model. Concluding remarks and the expectations in the following research are given in Chapter 5.

2. THE FIELD SYSTEM AND ITS PROPERTIES

Considering the free energy functional (1.5), the chemical potential ψ_m of the m -th ionic species is described by the variational derivative (1.2) which is calculated as follows:

$$\psi_m = \frac{\delta \mathcal{F}(c_m(\cdot, t))}{\delta c_m} = 1 + \log c_m + z_m \Phi_{\mathcal{K}}(\mathbf{x}) + \Phi_{\mathcal{W}}(\mathbf{x}), \quad (2.1)$$

$$= 1 + \log c_m + z_m (\mathcal{K} * \rho)(\mathbf{x}) + (\mathcal{W} * \theta)(\mathbf{x}), \quad m = 1, \dots, M. \quad (2.2)$$

With proper initial conditions (1.8), which we recall here for convenience, the field system for complex ionic fluids are given by

$$\partial_t c_m(\mathbf{x}, t) = \nabla \cdot (c_m \nabla (1 + \log c_m + z_m (\mathcal{K} * \rho)(\mathbf{x}) + (\mathcal{W} * \theta)(\mathbf{x}))), \quad m = 1, \dots, M, \quad (2.3)$$

$$\rho(\mathbf{x}) = \sum_{m=1}^M z_m c_m, \quad \theta(\mathbf{x}) = \sum_{m=1}^M c_m, \quad (2.4)$$

$$c_m(\mathbf{x}, 0) = c_m^0(\mathbf{x}), \quad m = 1, \dots, M. \quad (2.5)$$

2.1. Basic Properties For The Multi-ionic Species Case. Here we show some properties of the field model (2.3)-(2.5) for complex ionic fluids.

The first two properties are related to the positivity-preserving and the conservation of mass.

Proposition 2.1. (*Positivity-Preserving*) *Let initial data c_m^0 , $m = 1, \dots, M$, be non-negative functions. Then solutions c_m to (2.3)-(2.5) are still non-negative.*

Proposition 2.2. (*Mass conservation*) *Let c_m , $m = 1, \dots, M$, be non-negative solutions to (2.3)-(2.5). Then the field model has the following conservation of mass*

$$\int_{\mathbb{R}^d} c_m(\mathbf{x}, t) d\mathbf{x} \equiv \int_{\mathbb{R}^d} c_m^0(\mathbf{x}) d\mathbf{x} =: \bar{m}_0^m, \quad \sum_{m=1}^M \bar{m}_0^m =: \bar{m}_0. \quad (2.6)$$

Here the notation \bar{m}_0^m represents the mass of the m -th ionic species and \bar{m}_0 represents the total mass of all kinds of the ionic species for $m = 1, \dots, M$.

The proofs for these properties above are standard, which we omit in this paper. And the third property is to give the energy-dissipation relation for total free energy.

Proposition 2.3. (*Free energy-dissipation relation*) *Let c_m , $m = 1, \dots, M$, be solutions to (2.3)-(2.5). Then the following energy-dissipation relation holds that*

$$\frac{d}{dt} \mathcal{F}(c_m(\cdot, t))(t) + D = 0. \quad (2.7)$$

where the dissipation

$$D = \sum_{m=1}^M \int_{\mathbb{R}^d} c_m |\nabla \psi_m|^2 d\mathbf{x}. \quad (2.8)$$

Proof. In fact, we only need to take $\frac{\delta \mathcal{F}(c_m(\cdot, t))}{\delta c_m}$ as a test function in the both side of (1.4). Consequently, using integration by parts, we have

$$\frac{d}{dt} \mathcal{F}(c_m(\cdot, t))(t) = \sum_{m=1}^M \int_{\mathbb{R}^d} \frac{\partial c_m}{\partial t} \psi_m d\mathbf{x} = - \sum_{m=1}^M \int_{\mathbb{R}^d} c_m |\nabla \psi_m|^2 d\mathbf{x} \leq 0. \quad (2.9)$$

□

Next four equivalent statements for the steady solutions are shown.

Proposition 2.4. (Four equivalent statements for the positive steady state) Assuming that $\bar{C}_m \in L^1 \cap L \log L$ is bounded with $\int_{\mathbb{R}^d} \bar{C}_m d\mathbf{x} = M$, $\bar{C}_m \in C(\mathbb{R}^d)$, $\bar{C}_m > 0$ in \mathbb{R}^d and \bar{C}_m decays at infinity for all m . Then the following four statements are equivalent:

- *Equilibrium (definition of weak steady solutions):* $\bar{\psi}_m \in \dot{H}^1(\mathbb{R}^d)$ and $\nabla \cdot (\bar{C}_m \nabla \bar{\psi}_m) = 0$ in $H^{-1}(\mathbb{R}^d)$, $\forall m = 1, \dots, M$, where $\bar{\psi}_m = 1 + \log \bar{C}_m + z_m \mathcal{K} * \bar{\rho} + \mathcal{W} * \bar{\theta}$, $\bar{\rho} = \sum_{m=1}^M z_m \bar{C}_m$, $\bar{\theta} = \sum_{m=1}^M \bar{C}_m$.
- *No dissipation:* $\sum_{m=1}^M \int_{\mathbb{R}^d} \bar{C}_m |\nabla \bar{\psi}_m|^2 d\mathbf{x} = 0$.
- $(\bar{C}_1, \dots, \bar{C}_M)$ is a critical point of $\mathcal{F}(c_m(\cdot, t))$.
- $\bar{\psi}_m$ is a constant, $\forall m = 1, \dots, M$.

Proof. At first, we prove (i) \Rightarrow (ii). Since $\bar{\psi}_m \in H^1(\mathbb{R}^d)$, $\nabla \cdot (\bar{C}_m \nabla \bar{\psi}_m) = 0$ in $H^{-1}(\mathbb{R}^d)$, $C_0^\infty(\mathbb{R}^d)$ is dense in $\dot{H}^1(\mathbb{R}^d)$ and \bar{C}_m is bounded, one has

$$0 = \int_{\mathbb{R}^d} \bar{\psi}_m \nabla \cdot (\bar{C}_m \nabla \bar{\psi}_m) d\mathbf{x} = - \int_{\mathbb{R}^d} \bar{C}_m |\nabla \bar{\psi}_m|^2 d\mathbf{x}, \quad \forall m = 1, \dots, M. \quad (2.10)$$

Hence (ii) holds.

Next we prove (iii) \Leftrightarrow (iv). Notice that \bar{C}_m is a critical point of $\mathcal{F}(c_m(\cdot, t))$ if and only if

$$\left. \frac{d}{d\varepsilon} \right|_{\varepsilon=0} \mathcal{F}(\bar{C}_m + \varepsilon \phi) = 0, \quad \forall \phi \in C_0^\infty(\mathbb{R}^d) \text{ with } \int_{\mathbb{R}^d} \phi(x) d\mathbf{x} = 0. \quad (2.11)$$

Equivalently,

$$\int_{\mathbb{R}^d} \bar{\psi}_m \phi d\mathbf{x} = 0, \quad \forall \phi \in C_0^\infty(\mathbb{R}^d), \quad (2.12)$$

which implies $\bar{\psi}_m$ is a constant, $\forall m = 1, \dots, M$.

Then we prove (ii) \Rightarrow (iv). Suppose $\sum_{m=1}^M \int_{\mathbb{R}^d} \bar{C}_m |\nabla \bar{\psi}_m|^2 d\mathbf{x} = 0$. It follows from $\bar{C}_m > 0$ at any point $\mathbf{x}_0 \in \mathbb{R}^d$ that $\nabla \bar{\psi}_m = 0$ in \mathbb{R}^d and thus $\bar{\psi}_m$ is a constant for all $m = 1, \dots, M$.

Hence we complete the proof for (ii) \Rightarrow (iii) and (iii) \Rightarrow (iv).

Finally we prove (iv) \Rightarrow (i). Since $\bar{\psi}_m$ is a constant in \mathbb{R}^d , (i) is a direct consequence of (iv). □

2.2. Well-posedness With The Regularized Kernels. In this subsection, the well-posedness of the field model (2.3)-(2.5) is presented provided that we describe the inter-ion repulsive force by the regularized Lennard-Jones type potential and the electrostatic

force by the regularized Newtonian potential. Specifically, with constant parameters $a > 0$ and $\eta > 0$, we set the kernel $\mathcal{K}(\mathbf{x})$ and $\mathcal{W}(\mathbf{x})$ in the following form

$$\mathcal{K}(\mathbf{x}) = \mathcal{K}_a(\mathbf{x}) := \begin{cases} -\frac{1}{2} \log(|\mathbf{x}|^2 + a^2), & d = 2, \\ \frac{1}{(|\mathbf{x}|^2 + a^2)^{\frac{d-2}{2}}}, & d > 2, \end{cases} \quad (2.13)$$

and

$$\mathcal{W}(\mathbf{x}) = \mathcal{W}_a(\mathbf{x}) := \frac{\eta}{(|\mathbf{x}|^2 + a^2)^{\frac{k}{2}}}, \quad d > 2, \quad d - 2 \leq k < d. \quad (2.14)$$

By classical parabolic theory, we know that there is a global smooth solution for the field model (2.3)-(2.5) with the kernels $\mathcal{K}(\mathbf{x})$ and $\mathcal{W}(\mathbf{x})$ defined by (2.13) or (2.14), which is given by the following theorem without the proof.

Theorem 2.1. (*Existence for the multi-ionic species case*) Assume that $c_m^0 \in L_+^1 \cap L \log L(\mathbb{R}^d)$, $\sigma_2(0) < \infty$ and $\mathcal{F}(0) < \infty$. Then for any $T > 0$, there is a global smooth solution (c_1, \dots, c_M) to the field model (2.3)-(2.5).

The next property for the regularized field model (2.3)-(2.5) is concerned with the boundedness of the second moment which is essential for showing the tightness of c_m , $m = 1, \dots, M$. Here

$$\sigma_2(t) = \sum_{m=1}^M \sigma_2^m(t) = \sum_{m=1}^M \int_{\mathbb{R}^d} |\mathbf{x}|^2 c_m \, d\mathbf{x}.$$

Proposition 2.5. (*Boundness of the second moment*) Let c_m , $m = 1, \dots, M$, be non-negative solutions to (2.3)-(2.5). If $\sigma_2(0) < \infty$, then we have

$$\sigma_2(t) \leq Ct, \quad \text{for } d \geq 2, \quad (2.15)$$

where C is a constant that only depends on $d, k, \eta, a, z_m, m = 1, \dots, M$, and the initial data.

Proof. In fact, taking $|\mathbf{x}|^2$ as a test function in the equations of c_m , integrating them in \mathbb{R}^d , we have

$$\frac{d}{dt} \int_{\mathbb{R}^d} |\mathbf{x}|^2 c_m \, d\mathbf{x} = 2d\bar{m}_0^m - 2 \int_{\mathbb{R}^d} \mathbf{x} \cdot (\nabla \mathcal{K}_a * \rho)(\mathbf{x}) z_m c_m \, d\mathbf{x} - 2 \int_{\mathbb{R}^d} \mathbf{x} \cdot (\nabla \mathcal{W}_a * \theta)(\mathbf{x}) c_m \, d\mathbf{x}, \quad (2.16)$$

where $\mathcal{K}_a(\mathbf{x})$ and $\mathcal{W}_a(\mathbf{x})$ are defined in (2.13) or (2.14). Summing (2.16) for m from 1 to M , we obtain

$$\frac{d}{dt} \sigma_2(t) = 2d\bar{m}_0 - 2 \int_{\mathbb{R}^d} \mathbf{x} \cdot (\nabla \mathcal{K}_a * \rho)(\mathbf{x}) \rho(\mathbf{x}) \, d\mathbf{x} - 2 \int_{\mathbb{R}^d} \mathbf{x} \cdot (\nabla \mathcal{W}_a * \theta)(\mathbf{x}) \theta(\mathbf{x}) \, d\mathbf{x}. \quad (2.17)$$

(1) For $d \geq 3$, notice that

$$\nabla \mathcal{K}_a(\mathbf{x}) = -(d-2) \frac{\mathbf{x}}{(|\mathbf{x}|^2 + a^2)^{\frac{d}{2}}}, \quad \nabla \mathcal{W}_a(\mathbf{x}) = -k\eta \frac{\mathbf{x}}{(|\mathbf{x}|^2 + a^2)^{\frac{k}{2}+1}}. \quad (2.18)$$

By the symmetry of the potentials, it follows

$$-2 \int_{\mathbb{R}^d} \mathbf{x} \cdot (\nabla \mathcal{K}_a * \rho)(\mathbf{x}) \rho(\mathbf{x}) \, d\mathbf{x} = (d-2) \int_{\mathbb{R}^d} \int_{\mathbb{R}^d} \frac{|\mathbf{x} - \mathbf{y}|^2 \rho(\mathbf{x}) \rho(\mathbf{y})}{(|\mathbf{x} - \mathbf{y}|^2 + a^2)^{\frac{d}{2}}} \, d\mathbf{y} \, d\mathbf{x},$$

$$-2 \int_{\mathbb{R}^d} \mathbf{x} \cdot (\nabla \mathcal{W}_a * \theta)(\mathbf{x}) \theta(\mathbf{x}) \, d\mathbf{x} = k\eta \int_{\mathbb{R}^d} \int_{\mathbb{R}^d} \frac{|\mathbf{x} - \mathbf{y}|^2 \theta(\mathbf{x}) \theta(\mathbf{y})}{(|\mathbf{x} - \mathbf{y}|^2 + a^2)^{\frac{k}{2}+1}} \, d\mathbf{y} \, d\mathbf{x}.$$

Thus,

$$\frac{d}{dt} \sigma_2(t) \leq 2d\bar{m}_0 + \left(k\eta a^{-k} + (d-2)a^{2-d} \max\{|z_1|, \dots, |z_M|\}^2 \right) (\bar{m}_0)^2 \leq C. \quad (2.19)$$

(2) For $d = 2$, noticing that

$$\begin{aligned} -2 \int_{\mathbb{R}^2} \mathbf{x} \cdot (\nabla \mathcal{K}_a * \rho)(\mathbf{x}) \rho(\mathbf{x}) \, d\mathbf{x} &= \int_{\mathbb{R}^2} \int_{\mathbb{R}^2} \frac{|\mathbf{x} - \mathbf{y}|^2 \rho(\mathbf{x}) \rho(\mathbf{y})}{(|\mathbf{x} - \mathbf{y}|^2 + a^2)} \, d\mathbf{y} \, d\mathbf{x} \\ -2 \int_{\mathbb{R}^d} \mathbf{x} \cdot (\nabla \mathcal{W}_a * \theta)(\mathbf{x}) \theta(\mathbf{x}) \, d\mathbf{x} &= k\eta \int_{\mathbb{R}^d} \int_{\mathbb{R}^d} \frac{|\mathbf{x} - \mathbf{y}|^2 \theta(\mathbf{x}) \theta(\mathbf{y})}{(|\mathbf{x} - \mathbf{y}|^2 + a^2)^{\frac{k}{2}+1}} \, d\mathbf{y} \, d\mathbf{x}, \end{aligned}$$

we have

$$\frac{d}{dt} \sigma_2(t) \leq 4\bar{m}_0 + (k\eta + 1) \max\{|z_1|, \dots, |z_M|\}^2 (\bar{m}_0)^2. \quad (2.20)$$

Hence (2.19) and (2.20) imply that (2.15) holds. \square

Using Proposition 2.5 and the free energy-dissipation relation (2.7), we can also provide the estimate on the maximal density function. A maximal density function defined by DiPerna and Majda [7] associated to a measure $u(\mathbf{x})$ is given by

$$M_r(u) = \sup_{\mathbf{x}, t} \int_{B(\mathbf{x}, r)} u(\mathbf{y}) \, d\mathbf{y}.$$

Then the estimate on the maximal density functions $M_r(c_m)$, $m = 1, \dots, M$, is in the following lemma.

Lemma 2.1. *(Estimate on the maximal density function) Assume that $c_m^0 \in L_+^1 \cap L \log L(\mathbb{R}^d)$, $m = 1, \dots, M$, $\mathcal{F}(0) < \infty$ and $\sigma_2(0) < \infty$, then we have*

$$\sum_{m=1}^M M_r(c_m(\cdot, t)) \leq C((2r)^2 + a^2)^{\frac{k}{4}}, \quad (2.21)$$

where C is a constant dependent on the initial data.

Proof. Since

$$\begin{aligned} \frac{1}{((2r)^2 + a^2)^{\frac{k}{2}}} \left(\int_{B(\mathbf{x}, r)} c_m(\mathbf{y}, t) \, d\mathbf{y} \right)^2 &\leq \int_{B(\mathbf{x}, r)} \int_{B(\mathbf{z}, r)} \frac{1}{((2r)^2 + a^2)^{\frac{k}{2}}} c_m(\mathbf{y}, t) c_m(\mathbf{z}, t) \, d\mathbf{y} \, d\mathbf{z} \\ &\leq \int_{\mathbb{R}^d \times \mathbb{R}^d} \frac{1}{((\mathbf{y} - \mathbf{z})^2 + a^2)^{\frac{k}{2}}} c_m(\mathbf{y}, t) c_m(\mathbf{z}, t) \, d\mathbf{y} \, d\mathbf{z}. \end{aligned} \quad (2.22)$$

Using the energy-dissipation relation (2.7) and the property of the second moment, we have

$$\int_{\mathbb{R}^d \times \mathbb{R}^d} \frac{1}{((\mathbf{y} - \mathbf{z})^2 + a^2)^{\frac{k}{2}}} c_m(\mathbf{y}, t) c_m(\mathbf{z}, t) \, d\mathbf{y} \, d\mathbf{z} \leq C,$$

where C is a constant dependent on the initial data. Hence by (2.22), we have

$$\int_{B(\mathbf{x}, r)} c_m(\mathbf{y}, t) \, d\mathbf{y} \leq C((2r)^2 + a^2)^{\frac{k}{4}}.$$

\square

Lemma 2.1 shows that qualitatively as k increases, the small size effect is stronger. However, as the estimates are not sharp, nor feasible quantitative measurements, we shall numerically explore such phenomenon.

3. NUMERICAL SCHEMES

In this section, we propose the first-order finite volume schemes both in space and time for the field model (2.3)-(2.5) in one-dimension and two-dimension and prove the positivity preserving and entropy dissipation properties.

3.1. The First-Order Scheme For One-Dimensional Case. Consider the computational domain as $[-L, L]$ and give the grid arrangement $-L = x_{-M_x-\frac{1}{2}} < x_{-M_x+\frac{1}{2}} < \dots < x_{M_x-\frac{1}{2}} < x_{M_x+\frac{1}{2}} = L$. Then we define the cell average of c_m , $m = 1, \dots, M$, on cell $C_j = [x_{j-\frac{1}{2}}, x_{j+\frac{1}{2}}]$ of a small space mesh size Δx_j as

$$\bar{c}_{m,j}(t) = \frac{1}{\Delta x_j} \int_{C_j} c_m(x, t) dx, \quad m = 1, \dots, M, \quad (3.1)$$

where $\Delta x_j = x_{j+\frac{1}{2}} - x_{j-\frac{1}{2}}$ and we set the maximum mesh size $\Delta x = \max_j \Delta x_j$. A semi-discrete finite volume scheme can be given as

$$\frac{d\bar{c}_{m,j}(t)}{dt} = -\frac{F_{m,j+\frac{1}{2}}(t) - F_{m,j-\frac{1}{2}}(t)}{\Delta x_j}, \quad m = 1, \dots, M, \quad (3.2)$$

where the numerical flux $F_{m,j+\frac{1}{2}}$ is defined in the following form

$$F_{m,j+\frac{1}{2}}(t) = u_{m,j+\frac{1}{2}}^+(t) \bar{c}_{m,j}(t) - u_{m,j+\frac{1}{2}}^-(t) \bar{c}_{m,j+1}(t). \quad (3.3)$$

We denote the velocity $\mathbf{u}_m = -\nabla \psi_m$, then the discrete velocity $u_{m,j+\frac{1}{2}}$ in one-dimension can be denoted by the negative difference quotients of the discrete chemical potential ψ_m , which is

$$u_{m,j+\frac{1}{2}}(t) = -\frac{\psi_{m,j+1}(t) - \psi_{m,j}(t)}{\Delta x_j}. \quad (3.4)$$

$u_{m,j+\frac{1}{2}}$ equals its positive part minus the absolute value of its negative part, i.e.

$$u_{m,j+\frac{1}{2}} = u_{m,j+\frac{1}{2}}^+ - u_{m,j+\frac{1}{2}}^-, \quad (3.5)$$

where the positive and the absolute value of the negative part of $u_{m,j+\frac{1}{2}}$, which are $u_{m,j+\frac{1}{2}}^+$ and $u_{m,j+\frac{1}{2}}^-$, can be written respectively as

$$u_{m,j+\frac{1}{2}}^+ = \max \left\{ u_{m,j+\frac{1}{2}}, 0 \right\}, \quad u_{m,j+\frac{1}{2}}^- = -\min \left\{ u_{m,j+\frac{1}{2}}, 0 \right\}. \quad (3.6)$$

The discrete chemical potential $\psi_{m,j}$, the discrete charge density $\rho_{m,j}$ and the discrete total density $\theta_{m,j}$ are denoted respectively by

$$\psi_{m,j} = \log \bar{c}_{m,j} + 1 + \sum_i \Delta x_i [z_m \mathcal{K}_{j-i} \rho_i + \mathcal{W}_{j-i} \theta_i], \quad (3.7)$$

$$\rho_j = \sum_{m=1}^M z_m \bar{c}_{m,j}, \quad (3.8)$$

$$\theta_j = \sum_{m=1}^M \bar{c}_{m,j}, \quad (3.9)$$

where the discrete kernel $\mathcal{K}_{j-i} = \mathcal{K}(x_j - x_i)$ and $\mathcal{W}_{j-i} = \mathcal{W}(x_j - x_i)$.

It is worth stating that although we present the scheme for arbitrary grids, we implement with only uniform grids.

Next, we show the positivity preserving and entropy-dissipation properties of the one-dimensional semi-discrete finite volume scheme (3.2)-(3.4).

Theorem 3.1. (*Positivity-Preserving*) *Consider the one-dimensional semi-discrete finite volume scheme (3.2)-(3.4) of the system (2.3)-(2.5) with initial data $c_m^0(x) > 0$, $\forall m = 1, \dots, M$. If we discretize the ODEs system (3.2) by the forward Euler method, which is*

$$\frac{\bar{c}_{m,j}(t + \Delta t) - \bar{c}_{m,j}(t)}{\Delta t} = -\frac{F_{m,j+\frac{1}{2}}(t) - F_{m,j-\frac{1}{2}}(t)}{\Delta x_j}, \quad m = 1, \dots, M. \quad (3.10)$$

Then, the cell averages $\bar{c}_{m,j} > 0$, $\forall m = 1, \dots, M$, $\forall j$, provided that the following CFL condition is satisfied

$$\Delta t < \frac{\Delta x}{2 U_{max}}, \quad (3.11)$$

where $U_{max} = \max_{m,j} \left\{ u_{m,j+\frac{1}{2}}^+, u_{m,j-\frac{1}{2}}^- \right\}$, with $u_{m,j+\frac{1}{2}}^+$ and $u_{m,j+\frac{1}{2}}^-$ defined in (3.6).

Proof. Take $\lambda_j = \Delta t / \Delta x_j$, then $\lambda = \Delta t / \Delta x = \min_j \lambda_j$. For all given $t > 0$, from (3.10) we have

$$\begin{aligned} \bar{c}_{m,j}(t + \Delta t) &= \bar{c}_{m,j}(t) - \lambda_j \left[F_{m,j+\frac{1}{2}}(t) - F_{m,j-\frac{1}{2}}(t) \right] \\ &= \bar{c}_{m,j}(t) - \lambda_j \left[u_{m,j+\frac{1}{2}}^+(t) \bar{c}_{m,j}(t) - u_{m,j+\frac{1}{2}}^-(t) \bar{c}_{m,j+1}(t) \right] \\ &\quad + \lambda_j \left[u_{m,j-\frac{1}{2}}^+(t) \bar{c}_{m,j-1}(t) - u_{m,j-\frac{1}{2}}^-(t) \bar{c}_{m,j}(t) \right] \\ &= \lambda_j u_{m,j+\frac{1}{2}}^-(t) \bar{c}_{m,j+1}(t) + \lambda_j u_{m,j-\frac{1}{2}}^+(t) \bar{c}_{m,j-1}(t) \\ &\quad + \left(1 - \lambda_j u_{m,j+\frac{1}{2}}^+(t) - \lambda_j u_{m,j-\frac{1}{2}}^-(t) \right) \bar{c}_{m,j}(t). \end{aligned} \quad (3.12)$$

We can conclude that the cell average $\bar{c}_{m,j}(t + \Delta t) > 0$, $m = 1, \dots, M$, $\forall j$ from the fact that both $u_{m,j+\frac{1}{2}}^+$ and $u_{m,j+\frac{1}{2}}^-$ for all j are positive and that the CFL condition (3.11) is satisfied. \square

Next we calculate the discrete form of the free energy \mathcal{F} defined in (1.5) and of the dissipation D defined in (2.8) by

$$E_\Delta(t) = \sum_{m=1}^M \sum_j \Delta x_j \bar{c}_{m,j} \log \bar{c}_{m,j} + \frac{1}{2} \sum_{i,j} \Delta x_j \Delta x_i [\mathcal{K}_{j-i} \rho_i \rho_j + \mathcal{W}_{j-i} \theta_i \theta_j], \quad (3.13)$$

and

$$D_\Delta(t) = \sum_{m=1}^M \sum_j \Delta x_j \left(u_{m,j+\frac{1}{2}} \right)^2 \min \{ \bar{c}_{m,j}, \bar{c}_{m,j+1} \}. \quad (3.14)$$

Theorem 3.2. (*Free energy-dissipation estimate*) *Consider the one-dimensional semi-discrete finite volume scheme (3.2)-(3.4) of the system (2.3)-(2.5) with initial data $c_m^0(x) \geq 0$, $m = 1, \dots, M$. Assume that there is no flux boundary conditions on $[-L, L]$,*

i.e. the discrete boundary conditions satisfy $F_{m,-M_x-\frac{1}{2}} = F_{m,M_x+\frac{1}{2}} = 0$, $m = 1, \dots, M$, where L can be big enough. Then we have

$$\frac{d}{dt}E_\Delta(t) \leq -D_\Delta(t) \leq 0, \quad \forall t \geq 0. \quad (3.15)$$

Proof. Differentiating (3.13) with respect to time, we have

$$\begin{aligned} & \frac{d}{dt}E_\Delta(t) \\ &= \sum_{m=1}^M \sum_j \Delta x_j \left(\log \bar{c}_{m,j} \frac{d}{dt} \bar{c}_{m,j} + \frac{d}{dt} \bar{c}_{m,j} \right) \\ &+ \sum_{i,j} \Delta x_j \Delta x_i \left[\mathcal{K}_{j-i} \left(\sum_{m=1}^M z_m \bar{c}_{m,i} \right) \left(\sum_{m=1}^M z_m \frac{d}{dt} \bar{c}_{m,i} \right) + \mathcal{W}_{j-i} \left(\sum_{m=1}^M \bar{c}_{m,i} \right) \left(\sum_{m=1}^M \frac{d}{dt} \bar{c}_{m,i} \right) \right] \\ &= \sum_{m=1}^M \sum_j \Delta x_j \left[1 + \log \bar{c}_{m,j} + \sum_i \Delta x_i \left[z_m \mathcal{K}_{j-i} \left(\sum_{m=1}^M z_m \bar{c}_{m,i} \right) + \mathcal{W}_{j-i} \left(\sum_{m=1}^M \bar{c}_{m,i} \right) \right] \right] \frac{d}{dt} \bar{c}_{m,j} \\ &= \sum_{m=1}^M \sum_j \Delta x_j \psi_{m,j} \frac{d}{dt} \bar{c}_{m,j}. \end{aligned} \quad (3.16)$$

According to (3.2), we have

$$\frac{d}{dt}E_\Delta(t) = - \sum_{m=1}^M \sum_j \left[\psi_{m,j} (F_{m,j+\frac{1}{2}} - F_{m,j-\frac{1}{2}}) \right]. \quad (3.17)$$

Using Abel's summation formula, we obtain

$$\begin{aligned} \frac{d}{dt}E_\Delta(t) &= - \sum_{m=1}^M \sum_j \left[(\psi_{m,j} - \psi_{m,j+1}) F_{m,j+\frac{1}{2}} \right] \\ &= - \sum_{m=1}^M \sum_j \left[(\psi_{m,j} - \psi_{m,j+1}) (u_{m,j+\frac{1}{2}}^+ \bar{c}_{m,j} - u_{m,j+\frac{1}{2}}^- \bar{c}_{m,j+1}) \right] \\ &= - \sum_{m=1}^M \sum_j \Delta x_j \left[u_{m,j+\frac{1}{2}} (u_{m,j+\frac{1}{2}}^+ \bar{c}_{m,j} - u_{m,j+\frac{1}{2}}^- \bar{c}_{m,j+1}) \right], \\ &\leq - \sum_{m=1}^M \sum_j \Delta x_j \left(u_{m,j+\frac{1}{2}} \right)^2 \min \{ \bar{c}_{m,j}, \bar{c}_{m,j+1} \} = -D_\Delta(t) \end{aligned} \quad (3.18)$$

that is to say

$$\frac{d}{dt}E_\Delta(t) \leq -D_\Delta(t) \leq 0, \quad \forall t \geq 0. \quad (3.19)$$

□

3.2. The First-Order Scheme For Two-Dimensional Case. Similarly, define the cell average of c_m , $m = 1, \dots, M$, on cell $C_{j,k} = [x_{j-\frac{1}{2}}, x_{j+\frac{1}{2}}] \times [y_{j-\frac{1}{2}}, y_{j+\frac{1}{2}}]$ of a small space mesh size Δx_j and Δy_k as

$$\bar{c}_{m,j,k}(t) = \frac{1}{\Delta x_j \Delta y_k} \int_{C_{j,k}} c_m(x, y, t) dx dy, \quad m = 1, \dots, M, \quad (3.20)$$

where $\Delta x_j = x_{j+\frac{1}{2}} - x_{j-\frac{1}{2}}$, $\Delta y_k = y_{k+\frac{1}{2}} - y_{k-\frac{1}{2}}$ and we set the maximum mesh size $\Delta x = \max_j \Delta x_j$, $\Delta y = \max_k \Delta y_k$. A semi-discrete finite volume scheme for two-dimensional case can be given as

$$\frac{d\bar{c}_{m,j,k}(t)}{dt} = -\frac{F_{m,j+\frac{1}{2},k}^x(t) - F_{m,j-\frac{1}{2},k}^x(t)}{\Delta x_j} - \frac{F_{m,j,k+\frac{1}{2}}^y(t) - F_{m,j,k-\frac{1}{2}}^y(t)}{\Delta y_k}, \quad m = 1, \dots, M, \quad (3.21)$$

where the upwind flux is as follows,

$$\begin{aligned} F_{m,j+\frac{1}{2},k}^x(t) &= u_{m,j+\frac{1}{2},k}^+(t)\bar{c}_{m,j,k}(t) - u_{m,j+\frac{1}{2},k}^-(t)\bar{c}_{m,j+1,k}(t), \\ F_{m,j,k+\frac{1}{2}}^y(t) &= v_{m,j,k+\frac{1}{2}}^+(t)\bar{c}_{m,j,k}(t) - v_{m,j,k+\frac{1}{2}}^-(t)\bar{c}_{m,j,k+1}(t). \end{aligned} \quad (3.22)$$

The discrete velocity $\left(u_{m,j+\frac{1}{2},k}, v_{m,j,k+\frac{1}{2}}\right)^T$ are denoted by

$$\begin{aligned} u_{m,j+\frac{1}{2},k} &= u_{m,j+\frac{1}{2},k}^+ - u_{m,j+\frac{1}{2},k}^- = -\frac{\psi_{m,j+1,k} - \psi_{m,j,k}}{\Delta x_j}, \\ v_{m,j,k+\frac{1}{2}} &= v_{m,j,k+\frac{1}{2}}^+ - v_{m,j,k+\frac{1}{2}}^- = -\frac{\psi_{m,j,k+1} - \psi_{m,j,k}}{\Delta y_k}, \end{aligned} \quad (3.23)$$

where the positive and the abstract of the negative part of $u_{m,j+\frac{1}{2},k}$ and $v_{m,j,k+\frac{1}{2}}$ are described as before.

The two-dimensional discrete chemical potential $\psi_{m,j,k}$, the two-dimensional discrete charge density $\rho_{m,j,k}$ and the two-dimensional discrete total density $\theta_{m,j,k}$ are denoted respectively by

$$\psi_{m,j,k} = 1 + \log \bar{c}_{m,j,k} + \sum_{i,l} \Delta x_j \Delta y_k [z_m \mathcal{K}_{j-i,k-l} \rho_{i,l} + \mathcal{W}_{j-i,k-l} \theta_{i,l}], \quad (3.24)$$

$$\rho_{j,k} = \sum_{m=1}^M z_m \bar{c}_{m,j,k}, \quad (3.25)$$

$$\theta_{j,k} = \sum_{m=1}^M \bar{c}_{m,j,k}, \quad (3.26)$$

where the discrete kernel $\mathcal{K}_{j-i,k-l} = \mathcal{K}(x_j - x_i, y_k - y_l)$ and $\mathcal{W}_{j-i,k-l} = \mathcal{W}(x_j - x_i, y_k - y_l)$.

For the two-dimensional case, we give the positivity preserving and entropy dissipation properties. Since the proofs are quite similar to the one dimensional cases, we thus omit the proofs here.

Theorem 3.3. (*Positivity-Preserving*) Consider the two-dimensional semi-discrete finite volume scheme (3.21)-(3.23) of the system (2.3)-(2.5) with initial data $c_m^0(x, y) > 0$, $m = 1, \dots, M$. If we discretize the ODEs system (3.21) by the forward Euler method, which is for all $m = 1, \dots, M$,

$$\frac{\bar{c}_{m,j,k}(t + \Delta t) - \bar{c}_{m,j,k}(t)}{\Delta t} = -\frac{F_{m,j+\frac{1}{2},k}^x(t) - F_{m,j-\frac{1}{2},k}^x(t)}{\Delta x_j} - \frac{F_{m,j,k+\frac{1}{2}}^y(t) - F_{m,j,k-\frac{1}{2}}^y(t)}{\Delta y_k}. \quad (3.27)$$

Then, the cell averages $\bar{c}_{m,j,k} > 0$, $m = 1, \dots, M$, $\forall j, \forall k$, provided that the following CFL condition is satisfied

$$\Delta t < \max \left\{ \frac{\Delta x}{4 U_{max}}, \frac{\Delta y}{4 V_{max}} \right\} \quad (3.28)$$

where $U_{max} = \max_{m,j,k} \left\{ u_{m,j+\frac{1}{2},k}^+, u_{m,j-\frac{1}{2},k}^- \right\}$, $V_{max} = \max_{m,j,k} \left\{ v_{m,j,k+\frac{1}{2}}^+, v_{m,j,k-\frac{1}{2}}^- \right\}$.

Define the discrete form of the free energy \mathcal{F} of the two-dimensional case defined in (1.5) and of the dissipation D defined in (2.8) as

$$\begin{aligned} E_{\Delta}(t) &= \sum_{m=1}^M \sum_{j,k} \Delta x_j \Delta y_k [\bar{c}_{m,j,k} \log \bar{c}_{m,j,k}] \\ &\quad + \frac{1}{2} \sum_{i,j,k,l} \Delta x_j \Delta x_i \Delta y_k \Delta y_l \mathcal{K}_{j-i,k-l} \rho_{i,l} \rho_{j,k} \\ &\quad + \frac{1}{2} \sum_{i,j,k,l} \Delta x_j \Delta x_i \Delta y_k \Delta y_l \mathcal{W}_{j-i,k-l} \theta_{i,l} \theta_{j,k}, \end{aligned} \quad (3.29)$$

and

$$D_{\Delta}(t) = \sum_{m=1}^M \sum_{j,k} \Delta x_j \Delta y_k \left[\left(u_{m,j+\frac{1}{2},k} \right)^2 + \left(v_{m,j,k+\frac{1}{2}} \right)^2 \right] \min \{ \bar{c}_{m,j,k}, \bar{c}_{m,j+1,k}, \bar{c}_{m,j,k+1} \}. \quad (3.30)$$

Theorem 3.4. (*Free energy-dissipation estimate*) Consider the two-dimensional semi-discrete finite volume scheme (3.21)-(3.23) of the system (2.3)-(2.5) with initial data $c_m^0(x) \geq 0$, $m = 1, \dots, M$. Assume that there is no flux boundary conditions on $[-L_x, L_x] \times [-L_y, L_y]$ i.e. the discrete boundary conditions satisfy $F_{m,-M_x-\frac{1}{2},\pm(M_y+\frac{1}{2})} = F_{m,M_x+\frac{1}{2},\pm(M_y+\frac{1}{2})} = 0$, $m = 1, \dots, M$, where L_x and L_y can be big enough. Then we have

$$\frac{d}{dt} E_{\Delta}(t) \leq -D_{\Delta}(t) \leq 0, \quad \forall t \geq 0. \quad (3.31)$$

4. NUMERICAL EXPERIMENTS

In this section, we give several one-dimensional and two-dimensional numerical examples and verify the properties of the numerical schemes and explore the finite size effect numerically. In the following numerical examples, we add some additional external field into the original field model (2.3)-(2.5) to make sure the steady states are effectively localized, which is to say, the field system we consider becomes

$$\partial_t c_m(x, t) = \nabla \cdot [c_m \nabla (1 + \log c_m + z_m \mathcal{K} * \rho + \mathcal{W} * \theta + V_{\text{ext}})], \quad (4.1)$$

$$c_m(\mathbf{x}, 0) = c_m^0(\mathbf{x}), \quad m = 1, \dots, M, \quad (4.2)$$

where V_{ext} is the added external potential.

4.1. Comparison Of Kernel Functions. At first, we plot the two-dimensional and three-dimensional kernel functions $\mathcal{K}(r)$ and $\mathcal{W}(r)$ in the form (2.13) and (2.14) with the parameters $\eta = 1$, $a = \frac{1}{2}$, $k = 2$ and the grid size $\Delta x = 0.0097656$ in fig. 1 respectively, which is,

$$\begin{aligned} \mathcal{K}(r) &= -\frac{1}{2} \log \left(r^2 + \frac{1}{4} \right), \\ \mathcal{W}(r) &= \frac{1}{r^2 + \frac{1}{4}}, \end{aligned} \quad (4.3)$$

in Fig 1.(a) and

$$\begin{aligned}\mathcal{K}(r) &= \frac{1}{\sqrt{r^2 + \frac{1}{4}}}, \\ \mathcal{W}(r) &= \frac{1}{r^2 + \frac{1}{4}},\end{aligned}\tag{4.4}$$

in Fig 1.(b).

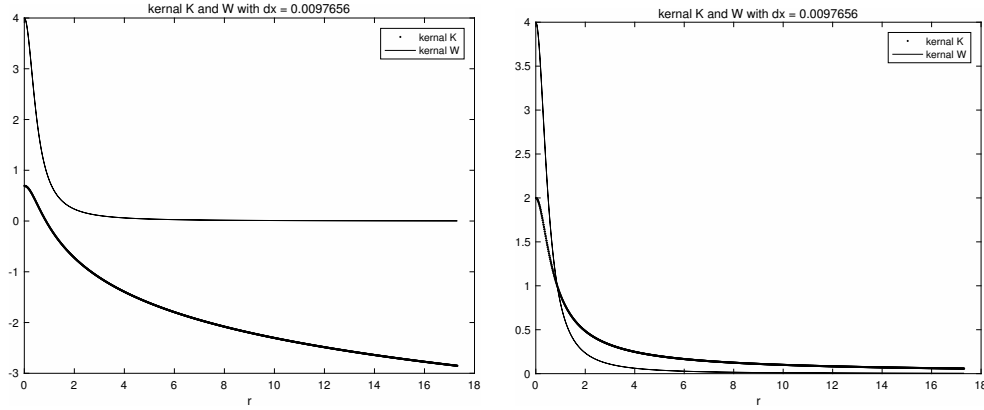


Fig 1. Comparison Of Kernel Functions: Left: The two-dimensional kernel functions $\mathcal{K}(r)$ and $\mathcal{W}(r)$ with the mesh size Δx being 0.0097656. Right: The three-dimensional kernel functions $\mathcal{K}(r)$ and $\mathcal{W}(r)$ with the mesh size Δx being 0.0097656.

4.2. Convergence Test.

4.2.1. *Case I.* Consider the field equations (4.1) for complex ionic fluids in one-dimension with the kernel $\mathcal{W}(x) = \frac{1}{x^2 + \epsilon^2}$, $\epsilon = \frac{1}{2}$, $\mathcal{K}(x) = \exp(-|x|)$, $V_{\text{ext}}(x) = \frac{1}{2}x^2$ and the initial conditions (4.2) with which the equations (4.1) equipped are given by

$$\begin{cases} c_1(x, 0) = \frac{1}{\sqrt{2\pi}} \exp\left(-\frac{(x-2)^2}{2}\right) & \text{with } z_1 = 1, \\ c_2(x, 0) = \frac{1}{\sqrt{2\pi}} \exp\left(-\frac{(x+2)^2}{2}\right) & \text{with } z_2 = -1. \end{cases}$$

Here, take the computation domain as $[-2L, 2L]$, $L = 10$, then the results of the convergence of error in l^∞ , l^1 and l^2 norms at time $t = 1$ is shown in Fig 2 where we take the uniform mesh size Δx be 1.2500, 0.6250, 0.3125, 0.15625, 0.078125, 0.0390625, 0.01953125 (N be $2^5, 2^6, 2^7, 2^8, 2^9, 2^{10}, 2^{11}$) and define the error

$$\|e\|_{l^\infty} := \max_{m,j} |(e_m)_j|, \quad \|e\|_{l^p} := \left(\sum_{m=1}^M \Delta x \sum_j |(e_m)_j|^p \right)^{\frac{1}{p}}.\tag{4.5}$$

Here the solution on mesh with mesh size $\Delta x = 0.0048828125$ ($N = 2^{13}$) is regarded as the reference solution. The first order in space can be observed in Fig 2..

4.3. Multiple Species In One-dimension.

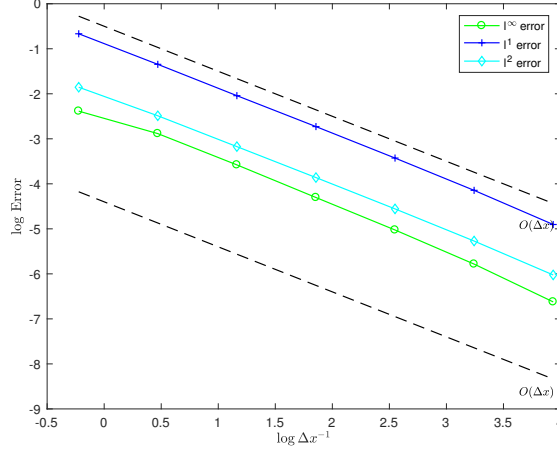


Fig 2. Convergence Test: The loglog plot of errors with the mesh size Δx being 1.2500, 0.6250, 0.3125, 0.15625, 0.078125, 0.0390625, 0.01953125 at time $t = 1$

4.3.1. *Original Example.* Consider the field equations (4.1) in one-dimension with the kernel $\mathcal{W}(x) = \frac{\eta}{x^2 + \epsilon^2}$, $\epsilon = \frac{1}{10}$, $\mathcal{K}(x) = \exp(-|x|)$, $V_{\text{ext}}(x) = \frac{1}{2}x^2$ and the initial conditions (4.2) are given by the following form

$$\begin{cases} c_1(x, 0) = \frac{1}{\sqrt{4\pi}} \exp\left(-\frac{(x-2)^2}{2}\right) & \text{with } z_1 = 1, \\ c_2(x, 0) = \frac{1}{\sqrt{2\pi}} \exp\left(-\frac{(x+2)^2}{2}\right) & \text{with } z_2 = -1. \end{cases} \quad (4.6)$$

In this part, we take the parameter $\eta = 1$, the computation domain as $[-2L, 2L]$, $L = 10$ and the uniform mesh size $\Delta x = 0.01953125 (N = 2^{11})$. The results with which we are concerned are on the domain $[-L, L]$. Then Fig 3 shows how the concentrations $c_m, m = 1, 2$, of the m -th ionic species change with time t and as time t goes up, the field model (4.1) equipped with the initial conditions (4.6) goes to the equilibrium. According to the fact that every individual part of the free energy \mathcal{F} has its own physical effect, we can define the internal energy \mathcal{F}_1 , the field energy \mathcal{F}_2 , interaction energy \mathcal{F}_3 , external field energy \mathcal{F}_4 of the field model (4.1)-(4.2) respectively as

$$\begin{aligned} \mathcal{F}_1(t) &= \int_{\mathbb{R}^d} \sum_{m=1}^M c_m \log c_m \, dx, \\ \mathcal{F}_2(t) &= \frac{1}{2} \int_{\mathbb{R}^d} \int_{\mathbb{R}^d} \mathcal{K}(x-y) \rho(x) \rho(y) \, dx \, dy, \\ \mathcal{F}_3(t) &= \frac{1}{2} \int_{\mathbb{R}^d} \int_{\mathbb{R}^d} \mathcal{W}(x-y) \theta(x) \theta(y) \, dx \, dy, \\ \mathcal{F}_4(t) &= \sum_{m=1}^M \int_{\mathbb{R}^d} V_{\text{ext}}(x) c_m \, dx, \end{aligned} \quad (4.7)$$

then the total free energy \mathcal{F} defined by (1.5) equals the sum of the energy $\mathcal{F}_1, \mathcal{F}_2, \mathcal{F}_3$ and \mathcal{F}_4 ,

$$\mathcal{F}(t) = \mathcal{F}_1(t) + \mathcal{F}_2(t) + \mathcal{F}_3(t) + \mathcal{F}_4(t). \quad (4.8)$$

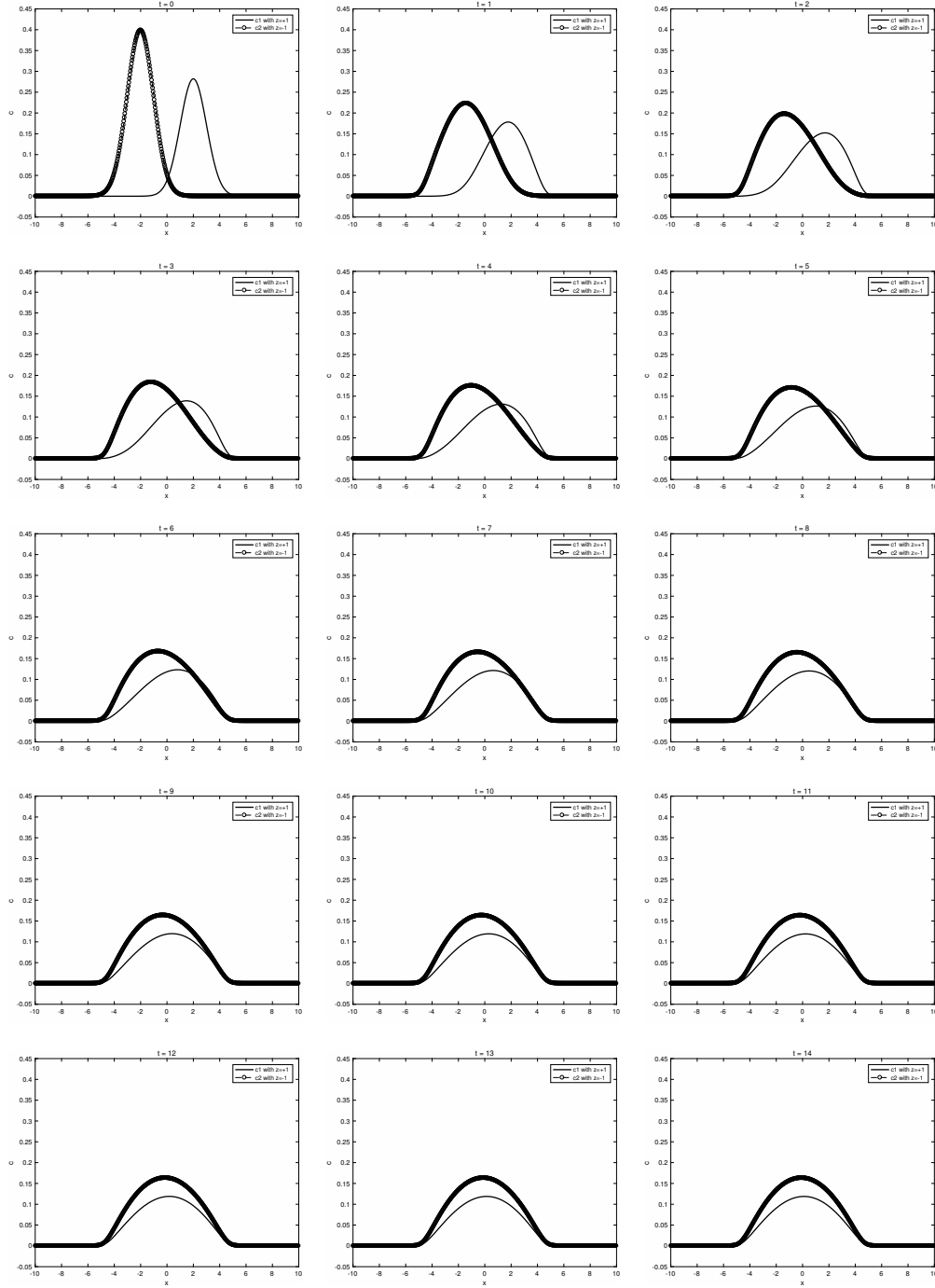


Fig 3. Multiple Species In One-dimension: The space-concentration curves with the mesh size Δx being 0.01953125 and the time t changing from 0 to 14

Fig 4(a) shows how the discrete forms of the energy $\mathcal{F}_1, \mathcal{F}_2, \mathcal{F}_3, \mathcal{F}_4, \mathcal{F}$ change with time t and Fig 4(b) shows the chemical potential ψ_m , $m = 1, 2$, at time $t = 23$. It's observed that ψ_m goes to a constant while the field model goes to the equilibrium for all m .

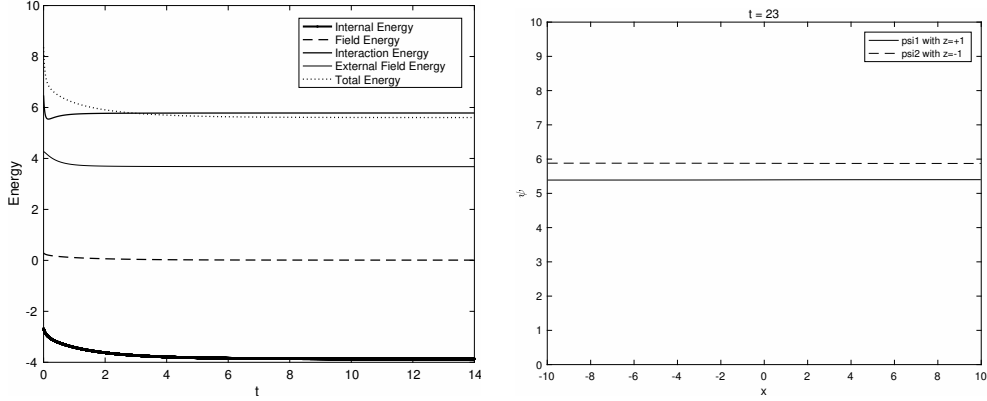


Fig 4. Multiple Species In One-dimension: Left: The time-energy plot of the field model (4.1) equipped with the initial conditions (4.6) with the mesh size Δx being 0.01953125. Right: Discrete chemical potential at time $t = 23$ with the mesh size Δx being 0.01953125.

4.3.2. *Steady State With Different η .* Let $\eta = \frac{1}{2}, \frac{1}{4}, \dots, \frac{1}{256}, 0$ and the mesh size $\Delta x = 0.0390625$, Fig 5 shows different steady state solutions with different values of η , here the density solutions c_m , $m = 1, 2$, of time $t = 14$ approximate steady state solution, where we can find that the finite size effect makes the concentrations c_m , $m = 1, 2$, not overly peaked.

4.3.3. *Given Boundary Flux.* If we retake the initial conditions (4.2) as

$$\begin{cases} c_1(x, 0) = 10^{-6} & \text{with } z_1 = 1, \\ c_2(x, 0) = \frac{1}{\sqrt{2\pi}} \exp\left(-\frac{(x+2)^2}{2}\right) & \text{with } z_2 = -1. \end{cases} \quad (4.9)$$

and the left boundary flux of c_1 as

$$f_{-L}(t) = \frac{1}{\sqrt{2\pi}} \exp\left(-\frac{(t-5)^2}{2}\right), \quad (4.10)$$

then Fig 6 shows how the density solutions $c_m, m = 1, 2$, develop with time t .

Similarly, Fig 7(a) shows how the discrete forms of the energy $\mathcal{F}_1, \mathcal{F}_2, \mathcal{F}_3, \mathcal{F}_4, \mathcal{F}$ changes with time t and Fig 7(b) shows the discrete chemical potential ψ_m at time $t = 23$.

4.4. Multiple Species In Two-dimension.

4.4.1. *Original Example.* Here we consider the two-dimentional kernel $\mathcal{W}(x, y) = \frac{1}{r^2 + \epsilon^2}$, $r = \sqrt{x^2 + y^2}$, $\epsilon = \frac{1}{10}$, $\mathcal{K}(x, y) = -\frac{1}{2\pi} \log(\sqrt{r^2 + \epsilon^2})$, $V_{\text{ext}}(x, y) = \frac{1}{2}r^2$ and the initial conditions (4.2) are given by the following form

$$\begin{cases} c_1^0 = \frac{1}{\sqrt{2\pi}} \exp\left(-\frac{(x-2)^2 + (y-2)^2}{2}\right) & \text{with } z_1 = 1, \\ c_2^0 = \frac{1}{\sqrt{2\pi}} \exp\left(-\frac{(x+2)^2 + (y+2)^2}{2}\right) & \text{with } z_2 = -1. \end{cases} \quad (4.11)$$

Here, we retake $\eta = 1$, the computation domain as $[-2L, 2L] \times [-2L, 2L]$, $L = 10$, where we are concerned with the results on domain $[-L, L] \times [-L, L]$ and the mesh size $\Delta x = \Delta y = 0.01953125 (N_x = N_y = 2^{11})$, Fig 8 and Fig 9 show how the concentrations

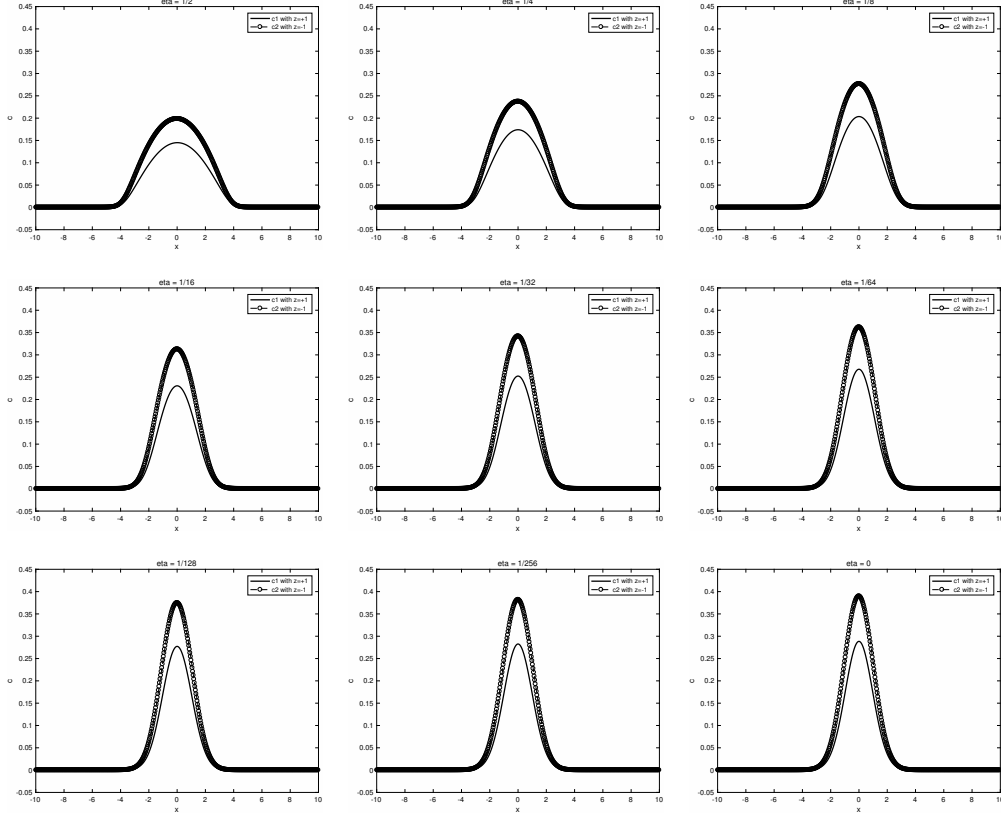


Fig 5. Multiple Species In One-dimension: Multiple Species In One-dimension: The steady state density solutions c_m with different η

of the m -th ionic species c_m , $m = 1, 2$, change with time t respectively. And Fig 10 shows the relation between the time t and the discrete forms of the energy $\mathcal{F}, \mathcal{F}_1, \mathcal{F}_2, \mathcal{F}_3, \mathcal{F}_4$.

4.4.2. *Steady State With Different η .* Let $\eta = 1, \frac{1}{4}, \dots, \frac{1}{128}, 0$ and the mesh size $\Delta x = \Delta y = 0.15625$, Fig 11 shows different steady state solutions with different values of η , here the density solution c_m , $m = 1, 2$, of time $t = 4$ approximates steady state solution, where we can find that the finite size effect makes the concentrations c_m , $m = 1, 2$, not overly peaked.

4.5. Example 3.

4.5.1. *Original Example.* Consider the field equations (4.1) in one-dimension with the kernel $\mathcal{W}(x) = \frac{\eta}{x^2 + \epsilon^2}$, $\epsilon = \frac{1}{10}$, $\mathcal{K}(x) = \exp(-|x|)$, $V_{\text{ext}}(x) = \frac{1}{2}x^2$ and the initial conditions are given by

$$\begin{cases} c_1(x, 0) = \frac{1}{\sqrt{2\pi}} \exp\left(-\frac{(x-2)^2}{2}\right) & \text{with } z_1 = 1, \\ c_2(x, 0) = \frac{1}{\sqrt{2\pi}} \exp\left(-\frac{(x+2)^2}{2}\right) & \text{with } z_2 = -1. \end{cases}$$

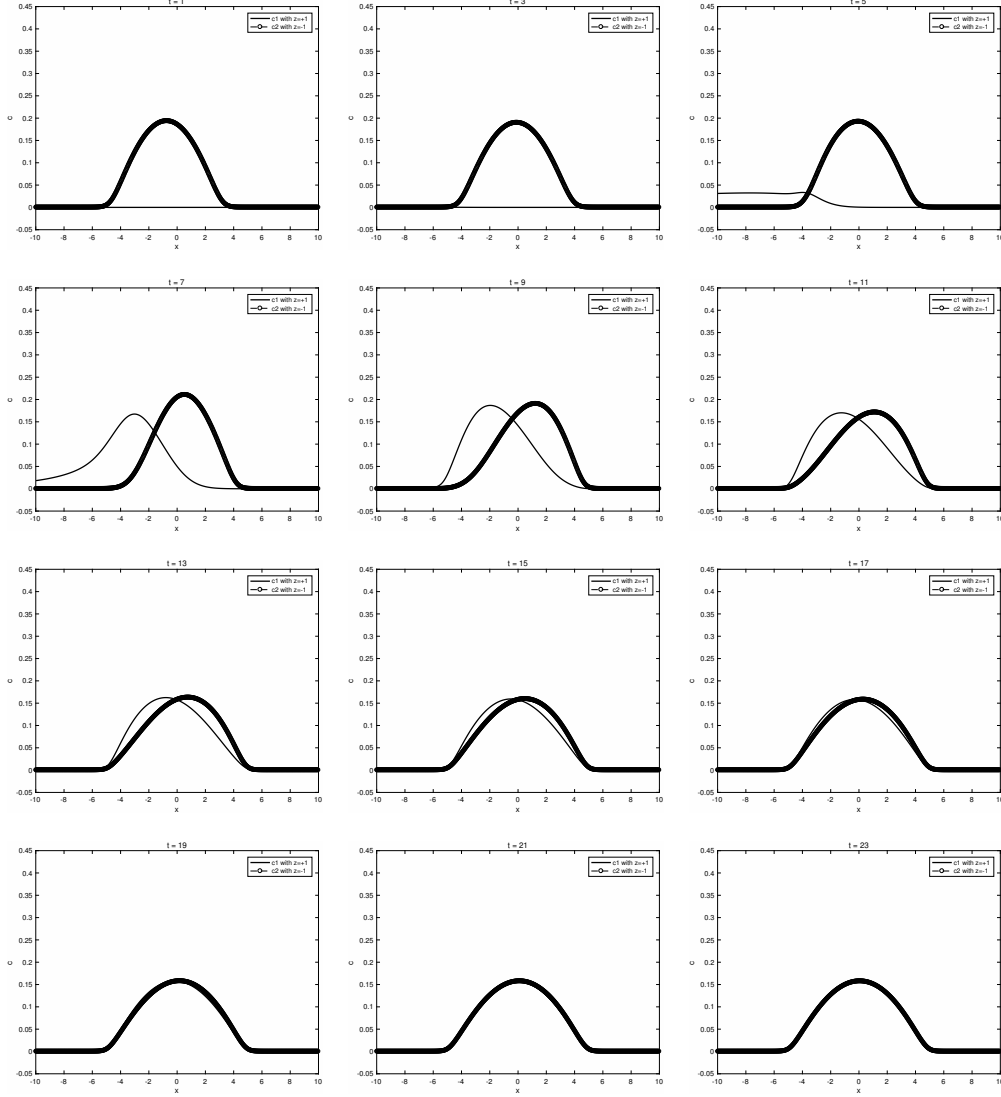


Fig 6. Multiple Species In One-dimension: The space-concentration curves with the mesh size Δx being 0.01953125 and the time t changing from 1 to 23

In addition, we add another electric field whose field intensity is 2 to the solutions to observe the behavior of the ionic species, i.e. the field system (4.1)-(4.2) becomes

$$\begin{aligned} \partial_t c_m(x, t) &= \nabla \cdot [c_m \nabla (1 + \log c_m + z_m \mathcal{K} * \rho + \mathcal{W} * \theta + V_{\text{ext}} + z_m V_{\text{electric field}})], \\ c_m(x, 0) &= c_m^0(x), \quad m = 1, \dots, M, \end{aligned} \quad (4.12)$$

where $V_{\text{electric field}} = 2x$.

Here, take $\eta = 1$, the computation domain as $[-2L, 2L]$, $L = 10$, where we are concerned with the results on domain $[-L, L]$ and the mesh size $\Delta x = 0.0390625$ ($N = 2^{10}$), Fig 12 shows how the concentrations $c_m, m = 1, 2$, change with time t .

4.5.2. Steady State With Different η . Let $\eta = \frac{1}{2}, \frac{1}{4}, \dots, \frac{1}{128}, 0$ and the mesh size $\Delta x = 0.0390625$, Fig 13 shows different steady state solutions with different η , here the density

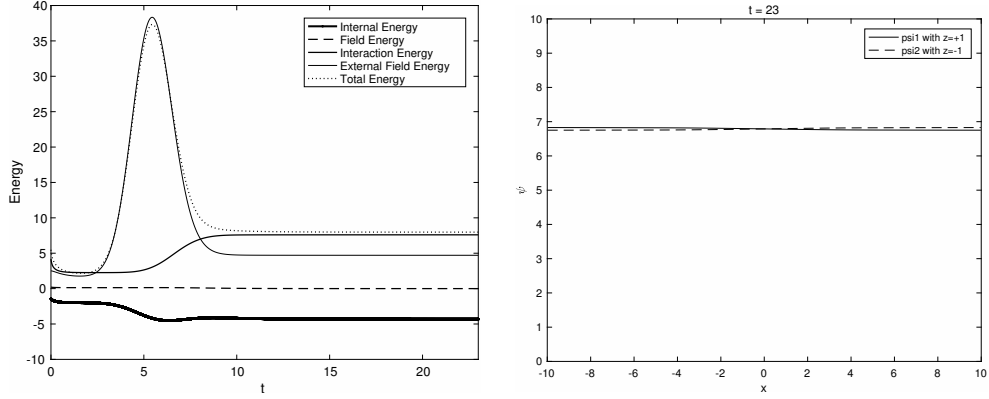


Fig 7. Multiple Species In One-dimension: Left: The time-energy plot of the field model (4.1) equipped with the initial conditions (4.9) and the boundary condition (4.10) with the mesh size Δx being 0.01953125. Right: Discrete chemical potential at time $t = 23$ with the mesh size Δx being 0.01953125.

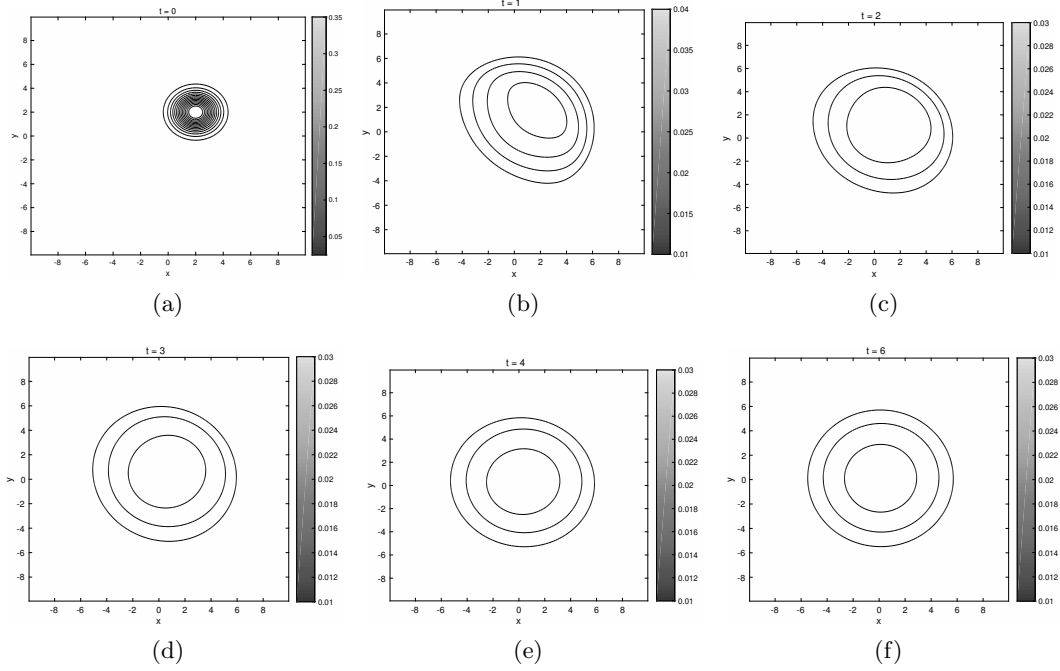


Fig 8. Multiple Species In Two-dimension: The space-concentration c_1 curves with both the mesh size Δx and Δy being 0.01953125 and the time t changing from 0 to 6

solution of time $t = 14$ approximates steady state solution. In conclusion, it's observed that the positive and negative particles move in different directions and the finite size effect makes the concentrations $c_m, m = 1, 2$, not overly peaked like before.

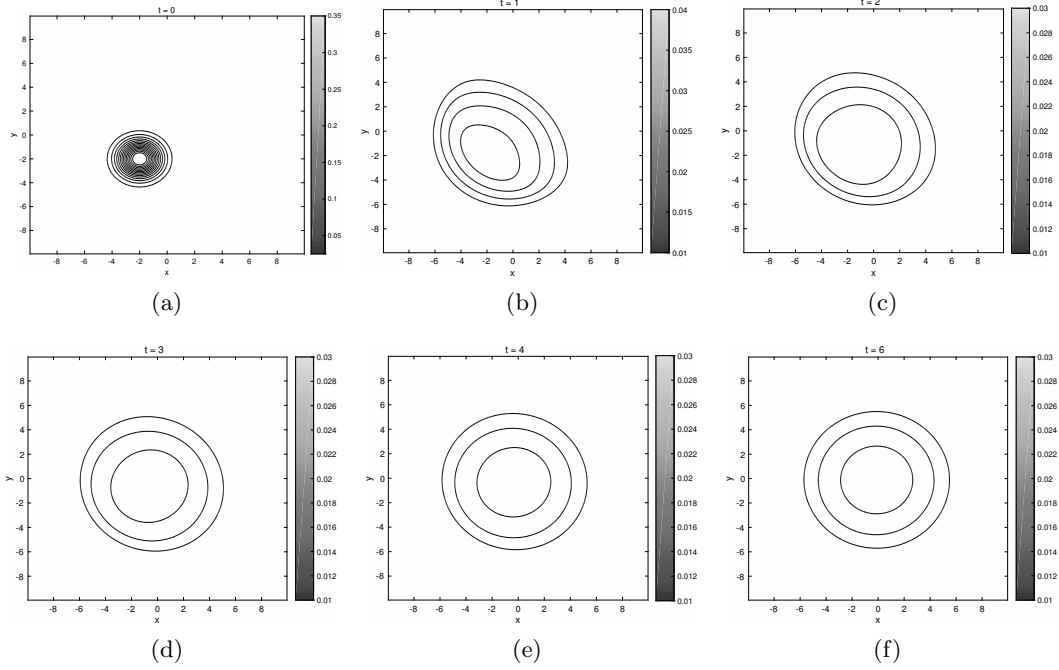


Fig 9. Multiple Species In Two-dimension: The space-concentration c_2 curves with both the mesh size Δx and Δy being 0.01953125 and the time t changing from 0 to 6

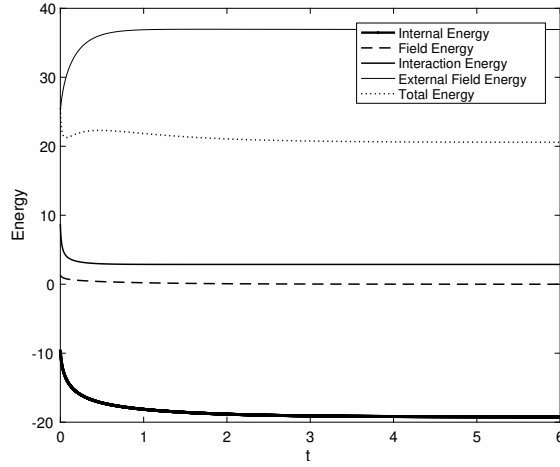


Fig 10. Multiple Species In Two-dimension: The time-energy plot of the field model (4.1) equipped with the initial conditions (4.11) with both the mesh size Δx and Δy being 0.01953125.

5. CONCLUSION

In this paper, we focus on the field model for complex ionic fluids proposed by EnVarA method and analyze the basic properties of the Cauchy problem of it different forms of the electrostatic potential and the steric repulsion of finite size effect and capture the well-posedness with certain regularized kernel. Then a finite volumn scheme to the field

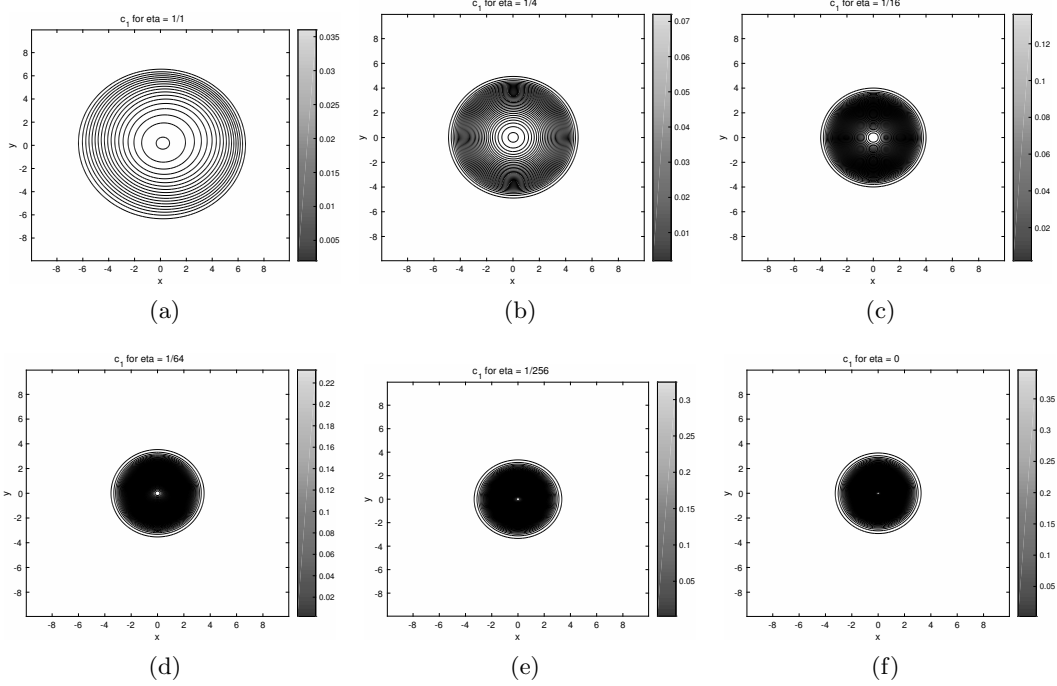


Fig 11. Multiple Species In Two-dimension: The steady state density solutions c_1 with different η

system in 1D and 2D cases is proposed to observe the transport of the ionic species and verify the basic properties, such as positivity-preserving, mass conservation and discrete free energy dissipation. We also provide series of numerical experiments to demonstrate the small size effect in the model. More appropriate methods will be discussed in the following papers.

REFERENCES

- [1] Bruce Alberts, D Bray, Julian Lewis, Martin Raff, Keith Roberts, and JD Watson. Molecular biology of the cell garland. *New York*, pages 18–19, 1994.
- [2] Josef MG Barthel, Hartmut Krienke, and Werner Kunz. *Physical chemistry of electrolyte solutions: modern aspects*, volume 5. Springer Science & Business Media, 1998.
- [3] Martin Z Bazant, Katsuyo Thornton, and Armand Ajdari. Diffuse-charge dynamics in electrochemical systems. *Physical review E*, 70(2):021506, 2004.
- [4] Walter F Boron and Emile L Boulpaep. *Medical Physiology*. Elsevier Health Sciences, 2008.
- [5] José A Carrillo, Alina Chertock, and Yanghong Huang. A finite-volume method for nonlinear nonlocal equations with a gradient flow structure. *Communications in Computational Physics*, 17(1):233–258, 2015.
- [6] Jean-Noël Chazalviel. Coulomb screening by mobile charges: Applications to materials science. *Chemistry and Biology (Boston: Birkhauser)*, 1999.
- [7] Ronald J DiPerna and Andrew J Majda. Concentrations in regularizations for 2-d incompressible flow. *Communications on Pure and Applied Mathematics*, 40(3):301–345, 1987.
- [8] Bob Eisenberg, Yunkyong Hyon, and Chun Liu. Energy variational analysis of ions in water and channels: Field theory for primitive models of complex ionic fluids. *The Journal of Chemical Physics*, 133(10):104104, 2010.
- [9] RS Eisenberg. Computing the field in proteins and channels. *The Journal of Membrane Biology*, 1(150):1–25, 1996.
- [10] W Ronald Fawcett. *Liquids, solutions, and interfaces: from classical macroscopic descriptions to modern microscopic details*. Oxford University Press, 2004.

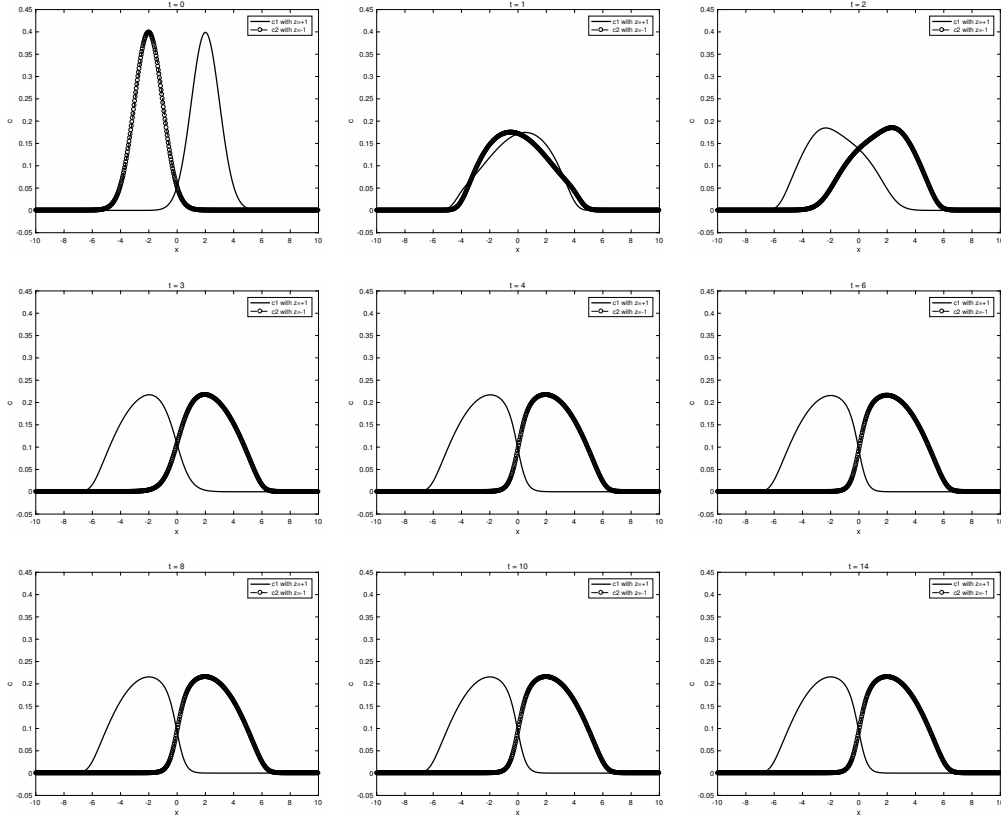


Fig 12. The space-concentration c_m curves with the mesh size Δx being 0.039 and the time t changing from 0 to 14

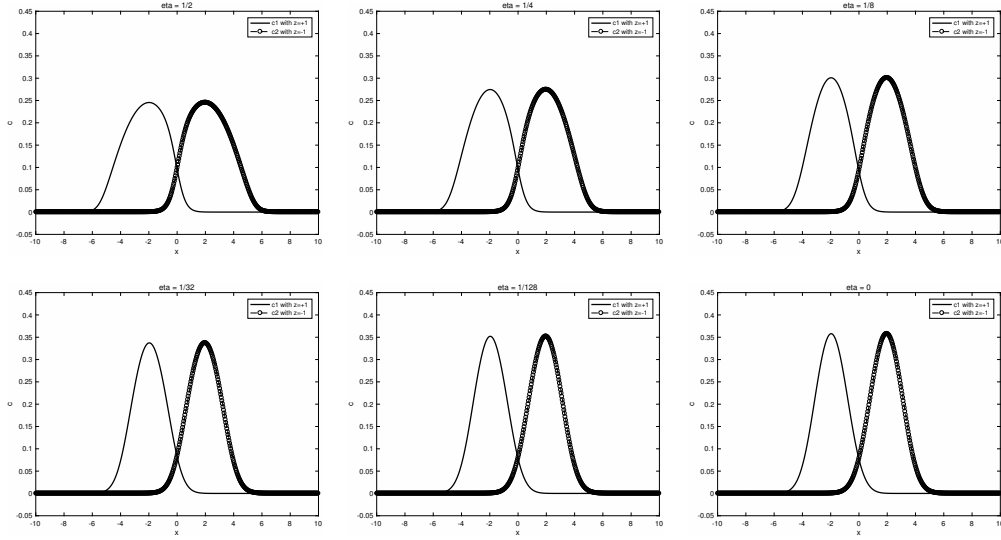


Fig 13. The steady state density solutions c_m with different η

- [11] Allen Flavell, Julianne Kabre, and Xiaofan Li. An energy-preserving discretization for the poisson–nernst–planck equations. *Journal of Computational Electronics*, 16(2):431–441, 2017.
- [12] Jingwei Hu and Xiaodong Huang. A fully discrete positivity-preserving and energy-dissipative finite difference scheme for poisson–nernst–planck equations. 2019.
- [13] Xiaozhong Jin, Sony Joseph, Enid N Gatimu, Paul W Bohn, and Narayana R Aluru. Induced electrokinetic transport in micro- nanofluidic interconnect devices. *Langmuir*, 23(26):13209–13222, 2007.
- [14] Lloyd L Lee. *Molecular thermodynamics of electrolyte solutions*. World Scientific, 2008.
- [15] Hailiang Liu and Zhongming Wang. A free energy satisfying finite difference method for poisson–nernst–planck equations. *Journal of Computational Physics*, 268:363–376, 2014.
- [16] Hailiang Liu and Zhongming Wang. A free energy satisfying discontinuous galerkin method for one-dimensional poisson–nernst–planck systems. *Journal of Computational Physics*, 328:413–437, 2017.
- [17] Maximilian S Metti, Jinchao Xu, and Chun Liu. Energetically stable discretizations for charge transport and electrokinetic models. *Journal of Computational Physics*, 306:1–18, 2016.
- [18] Joseph A Rard, Robert F Platford, and KS Pitzer. Activity coefficients in electrolyte solutions. *CRC Press, Boca Raton, FL, 1991pp*, pages 209–277, 1991.