

# Nitsche's Master-Slave Method for Elastic Contact Problems

Tom Gustafsson<sup>1</sup>, Rolf Stenberg<sup>2</sup>, and Juha Videman<sup>3</sup>

<sup>1</sup> Department of Mathematics and Systems Analysis, Aalto University, 00076 Aalto, Finland [tom.gustafsson@aalto.fi](mailto:tom.gustafsson@aalto.fi).

<sup>2</sup> Department of Mathematics and Systems Analysis, Aalto University, 00076 Aalto, Finland [rolf.stenberg@aalto.fi](mailto:rolf.stenberg@aalto.fi).

<sup>3</sup> CAMGSD/Departamento de Matemática, Universidade de Lisboa, Universidade de Lisboa, 1049-001 Lisbon, Portugal [jvideman@math.tecnico.ulisboa.pt](mailto:jvideman@math.tecnico.ulisboa.pt)

**Abstract.** We survey the Nitsche's master-slave finite element method for elastic contact problems analysed in [2]. The main steps of the error analysis are recalled and numerical benchmark computations are presented.

## 1 Introduction

In a recent paper [2], we studied Nitsche's method applied to contact problems between two elastic bodies. We considered three formulations, two of which take the different material properties of the bodies into account. In the third method, which will be detailed in this paper, the body with a higher shear modulus is chosen as the master body and the slave one is mortared to it through Nitsche's method. We have the same error estimates for all three formulations but the master-slave approach appears to be the most straightforward to implement.

Previously, the a priori estimates had been given under the assumption that the solution is in  $H^s$ , with  $s > 3/2$ , see e.g. [1], and the a posteriori estimates were derived using a saturation assumption. In [2], we were able to improve the error analysis and avoid the saturation assumption. The key idea was to interpret Nitsche's method as a stabilised mixed method.

The plan of this paper is the following. In the next section we recall the elastic contact problem. In Section 3 we present the Nitsche's formulation, the stabilised method and show their equivalence. Then we summarise our error estimates and in the final section give some numerical results supplementing those of [2].

## 2 The elastic contact problem

By  $\Omega_i \subset \mathbb{R}^d$ ,  $i = 1, 2$ ,  $d = 2, 3$ , we denote two elastic bodies in contact, with the common boundary  $\Gamma = \partial\Omega_1 \cap \partial\Omega_2$ . The parts of  $\partial\Omega_i$  on which Dirichlet and Neumann boundary conditions are imposed are denoted by  $\Gamma_{D,i}$  and  $\Gamma_{N,i}$ , respectively. We let  $\mathbf{u}_i : \Omega_i \rightarrow \mathbb{R}^d$  be the displacement of the

body  $\Omega_i$  and denote the strain tensors by  $\boldsymbol{\varepsilon}(\mathbf{u}_i) = \frac{1}{2}(\nabla \mathbf{u}_i + (\nabla \mathbf{u}_i)^T)$ . The materials will be assumed to be isotropic and homogeneous, i.e.,  $\boldsymbol{\sigma}_i(\mathbf{u}_i) = 2\mu_i \boldsymbol{\varepsilon}(\mathbf{u}_i) + \lambda_i \text{tr} \boldsymbol{\varepsilon}(\mathbf{u}_i) \mathbf{I}$ , where  $\mu_i$  and  $\lambda_i$  are the Lamé parameters. We will exclude the possibility that the materials are nearly incompressible and hence it holds  $\lambda_i \lesssim \mu_i$ . We assume that  $\mu_1 \geq \mu_2$  and call the body  $\Omega_1$  the *master* and  $\Omega_2$  the *slave*. The outward unit normals to the boundaries are denoted by  $\mathbf{n}_i$  and we define  $\mathbf{n} = \mathbf{n}_1 = -\mathbf{n}_2$ . Moreover,  $\mathbf{t}$  denotes unit tangent vector satisfying  $\mathbf{n} \cdot \mathbf{t} = 0$ .

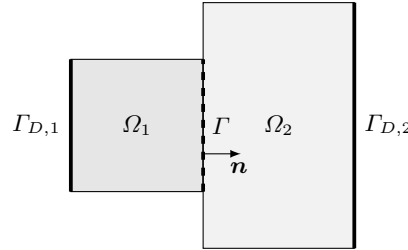


Fig. 1: Notation for the elastic contact problem.

The traction vector  $\boldsymbol{\sigma}_i(\mathbf{u}_i)\mathbf{n}_i$  is decomposed into its normal and tangential parts, viz.

$$\boldsymbol{\sigma}_i(\mathbf{u}_i)\mathbf{n}_i = \boldsymbol{\sigma}_{i,n}(\mathbf{u}_i) + \boldsymbol{\sigma}_{i,t}(\mathbf{u}_i). \quad (2.1)$$

For the scalar normal tractions we use the sign convention

$$\sigma_{1,n}(\mathbf{u}_1) = \boldsymbol{\sigma}_{1,n}(\mathbf{u}_1) \cdot \mathbf{n}_1, \quad \text{and} \quad \sigma_{2,n}(\mathbf{u}_2) = -\boldsymbol{\sigma}_{2,n}(\mathbf{u}_2) \cdot \mathbf{n}_2, \quad (2.2)$$

and note that on  $\Gamma$  these tractions are either both zero or continuous and compressive, i.e. it holds that

$$\sigma_{1,n}(\mathbf{u}_1) = \sigma_{2,n}(\mathbf{u}_2), \quad \sigma_{i,n}(\mathbf{u}_i) \leq 0, \quad i = 1, 2. \quad (2.3)$$

The physical non-penetration constraint on  $\Gamma$  reads as  $\mathbf{u}_1 \cdot \mathbf{n}_1 + \mathbf{u}_2 \cdot \mathbf{n}_2 \leq 0$ , which, defining  $u_n = -(\mathbf{u}_1 \cdot \mathbf{n}_1 + \mathbf{u}_2 \cdot \mathbf{n}_2)$ , can be written as

$$\llbracket u_n \rrbracket \geq 0, \quad (2.4)$$

where  $\llbracket \cdot \rrbracket$  denotes the jump over  $\Gamma$ .

The *Nitsche's method* is derived from the problem in displacement variables: find  $\mathbf{u} = (\mathbf{u}_1, \mathbf{u}_2)$ , satisfying the *equilibrium equations* for the two bodies

$$-\text{div} \boldsymbol{\sigma}_i(\mathbf{u}_i) = \mathbf{f}_i \quad \text{in } \Omega_i. \quad (2.5)$$

The *boundary conditions* are

$$\mathbf{u}_i = \mathbf{0} \quad \text{on } \Gamma_{D,i}, \quad \boldsymbol{\sigma}_i(\mathbf{u}_i)\mathbf{n}_i = \mathbf{0} \quad \text{on } \Gamma_{N,i}. \quad (2.6)$$

Next, we turn to the common boundary. Here we assume that the *tangential tractions vanish*

$$\boldsymbol{\sigma}_{i,t}(\mathbf{u}_i) = \mathbf{0} \quad \text{on } \Gamma, \quad (2.7)$$

and that the *normal stresses are continuous*

$$\boldsymbol{\sigma}_{i,t}(\mathbf{u}_i) = \mathbf{0}, \quad \sigma_{1,n}(\mathbf{u}_1) - \sigma_{2,n}(\mathbf{u}_2) = 0 \quad \text{on } \Gamma. \quad (2.8)$$

The contact conditions are the *non-penetration*

$$[[u_n]] \geq 0 \quad \text{on } \Gamma, \quad (2.9)$$

and the *non-positivity of the normal stresses*, and the *compatibility condition*

$$\sigma_{i,n}(\mathbf{u}_i) \leq 0, \quad [[u_n]] \sigma_{i,n}(\mathbf{u}_i) = 0 \quad \text{on } \Gamma. \quad (2.10)$$

By the *contact boundary*  $\Gamma_C$  we mean the subset of  $\Gamma$  wherein there is compression, i.e.  $\sigma_{i,n}(\mathbf{u}_i) < 0$ . On the complement  $\Gamma \setminus \Gamma_C$ , the normal tractions vanish. Note, however, that the contact boundary is a priori unknown as it depends on the solution.

The *stabilised method* is based on the formulation in which the normal traction is an independent unknown. The equations (2.8) and (2.10) are then replaced by

$$\lambda + \sigma_{1,n}(\mathbf{u}_1) = 0, \quad \lambda + \sigma_{2,n}(\mathbf{u}_2) = 0 \quad \text{on } \Gamma, \quad (2.11)$$

and

$$\lambda \geq 0, \quad [[u_n]] \lambda = 0 \quad \text{on } \Gamma. \quad (2.12)$$

### 3 The finite element methods

The continuous displacements are in  $\mathbf{V} = \mathbf{V}_1 \times \mathbf{V}_2$ , with

$$\mathbf{V}_i = \{\mathbf{w}_i \in [H^1(\Omega_i)]^d : \mathbf{w}_i|_{\Gamma_{D,i}} = \mathbf{0}\}.$$

By  $\mathcal{C}_h^i$  we denote the simplicial mesh on  $\Omega_i$  which induces a facet mesh  $\mathcal{G}_h^i$  on  $\Gamma$ . The finite element solution is sought in  $\mathbf{V}_h = \mathbf{V}_{1,h} \times \mathbf{V}_{2,h}$ , with

$$\mathbf{V}_{i,h} = \{\mathbf{v}_{i,h} \in \mathbf{V}_i : \mathbf{v}_{i,h}|_K \in [P_p(K)]^d \quad \forall K \in \mathcal{C}_h^i\}.$$

First, we recall the *Nitsche's master-slave method*. To this end, we define the mesh function  $h_2$  on  $\Gamma$  by  $h_2|_E = h_E$  for  $E \in \mathcal{G}_h^2$ . The method reads as follows: find  $\mathbf{u}_h \in \mathbf{V}_h$  such that

$$\begin{aligned} & \sum_{i=1}^2 \langle \boldsymbol{\sigma}_i(\mathbf{u}_{i,h}), \boldsymbol{\varepsilon}(\mathbf{v}_{i,h}) \rangle_{\Omega_i} + \langle \sigma_{2,n}(\mathbf{u}_{2,h}), [[v_{h,n}]] \rangle_{\Gamma_c(\mathbf{u}_h)} + \langle \sigma_{2,n}(\mathbf{v}_{2,h}), [[u_{h,n}]] \rangle_{\Gamma_c(\mathbf{u}_h)} \\ & + \gamma \left\langle \frac{\mu_2}{h_2} [[u_{h,n}]], [[v_{h,n}]] \right\rangle_{\Gamma_c(\mathbf{u}_h)} = \sum_{i=1}^2 \langle \mathbf{f}_i, \mathbf{v}_{i,h} \rangle_{\Omega_i} \quad \forall \mathbf{v}_h \in \mathbf{V}_h, \end{aligned} \quad (3.1)$$

where  $\gamma > C_I^{-1}$ , with  $C_I > 0$  denoting the constant in the discrete trace inequality

$$C_I h_E \|\sigma_{2,n}(\mathbf{u}_{2,h})\|_{0,E}^2 \leq \mu_2 \|\boldsymbol{\sigma}_2(\mathbf{u}_{2,h})\|_{0,K}^2, \quad E = K \cap \Gamma, \quad (3.2)$$

and

$$\Gamma_c(\mathbf{u}_h) = \{\mathbf{x} \in \Gamma : \sigma_{2,n}(\mathbf{u}_{2,h}) + \gamma \frac{\mu_2}{h_2} \llbracket u_{h,n} \rrbracket < 0\}. \quad (3.3)$$

The nonlinearity of the problem stems from this dependence of the contact boundary on the solution.

To define *the stabilised method* we need some additional notation. The normal traction  $\lambda$  is in the space  $H^{-\frac{1}{2}}(\Gamma)$ , dual to the trace space  $H^{\frac{1}{2}}(\Gamma)$ , with the norm  $\|\cdot\|_{-\frac{1}{2},\Gamma}$  defined by duality. Defining

$$\mathcal{B}(\mathbf{w}, \xi; \mathbf{v}, \eta) = \sum_{i=1}^2 (\boldsymbol{\sigma}_i(\mathbf{w}_i), \boldsymbol{\varepsilon}(\mathbf{v}_i))_{\Omega_i} - \langle \llbracket v_n \rrbracket, \xi \rangle - \langle \llbracket w_n \rrbracket, \eta \rangle, \quad (3.4)$$

and

$$\Lambda = \{\xi \in H^{-\frac{1}{2}}(\Gamma) : \langle w, \xi \rangle \geq 0 \quad \forall w \in H^{\frac{1}{2}}(\Gamma), w \geq 0 \text{ a.e. on } \Gamma\}, \quad (3.5)$$

the mixed formulation of the problem is: find  $(\mathbf{u}, \lambda) \in \mathbf{V} \times \Lambda$  such that

$$\mathcal{B}(\mathbf{u}, \lambda; \mathbf{v}, \eta - \lambda) \leq \sum_{i=1}^2 (\mathbf{f}_i, \mathbf{v}_i)_{\Omega_i} \quad \forall (\mathbf{v}, \eta) \in \mathbf{V} \times \Lambda. \quad (3.6)$$

The traction is approximated on the mesh  $\mathcal{G}_h^{12}$  obtained as the intersection of  $\mathcal{G}_h^1$  and  $\mathcal{G}_h^2$ :

$$Q_h = \{\eta_h \in H^{-\frac{1}{2}}(\Gamma) : \eta_h|_E \in P_p(E) \quad \forall E \in \mathcal{G}_h^{12}\}. \quad (3.7)$$

(Note that since the approximation is discontinuous across element boundaries this is possible, even though the elements are general polygonal polyhedrons.) Moreover, we introduce a subset of  $\Lambda$ , denoted by  $\Lambda_h$ , as the positive part of  $Q_h$ , i.e.

$$\Lambda_h = \{\eta_h \in Q_h : \eta_h \geq 0\}. \quad (3.8)$$

The stabilised bilinear form  $\mathcal{B}_h$  is defined through

$$\mathcal{B}_h(\mathbf{w}_h, \xi_h; \mathbf{v}_h, \eta_h) = \mathcal{B}(\mathbf{w}_h, \xi_h; \mathbf{v}_h, \eta_h) - \alpha \mathcal{S}_h(\mathbf{w}_h, \xi_h; \mathbf{v}_h, \eta_h), \quad (3.9)$$

where  $\alpha > 0$  is a stabilisation parameter and

$$\mathcal{S}_h(\mathbf{w}_h, \xi_h; \mathbf{v}_h, \eta_h) = \left\langle \frac{h_2}{\mu_2} (\xi_h + \sigma_{2,n}(\mathbf{w}_{2,h})), \eta_h + \sigma_{2,n}(\mathbf{v}_{2,h}) \right\rangle_{\Gamma}. \quad (3.10)$$

The stabilised method is: find  $(\mathbf{u}_h, \lambda_h) \in \mathbf{V}_h \times \Lambda_h$  such that

$$\mathcal{B}_h(\mathbf{u}_h, \lambda_h; \mathbf{v}_h, \eta_h - \lambda_h) \leq \sum_{i=1}^2 (\mathbf{f}_i, \mathbf{v}_i)_{\Omega_i} \quad \forall (\mathbf{v}_h, \eta_h) \in \mathbf{V}_h \times \Lambda_h. \quad (3.11)$$

Note that

$$\mathcal{S}_h(\mathbf{u}_h, \lambda_h; \mathbf{v}_h, \eta_h) = \left\langle \frac{h_2}{\mu_2} (\lambda_h + \sigma_{2,n}(\mathbf{u}_{2,h})), \eta_h + \sigma_{2,n}(\mathbf{v}_{2,h}) \right\rangle_{\Gamma}, \quad (3.12)$$

and hence the stabilised term amounts to a symmetric term including the residual  $\lambda_h + \sigma_{2,n}$ .

Now, by testing with  $(\mathbf{0}, \eta_h)$  in (3.11), one can infer that

$$\lambda_h = \left( -\sigma_{2,n}(\mathbf{u}_{2,h}) - \frac{\mu_2}{\alpha h_2} \llbracket u_{h,n} \rrbracket \right)_+. \quad (3.13)$$

Substituting this into the first equation obtained by testing with  $(\mathbf{v}_h, 0)$  in (3.11) we get the Nitsche's method (3.1) with  $\gamma = \alpha^{-1}$ .

## 4 Error estimates

The error estimate will be derived in the norm

$$\|(\mathbf{w}, \xi)\|^2 = \sum_{i=1}^2 (\mu_i \|\mathbf{w}\|_{1,\Omega_i}^2 + \frac{1}{\mu_i} \|\xi\|_{-\frac{1}{2},\Gamma}^2). \quad (4.1)$$

The stability of the continuous problem is given in the following theorem.

**Theorem 1.** *For every  $(\mathbf{w}, \xi) \in \mathbf{V} \times Q$  there exists  $\mathbf{v} \in \mathbf{V}$  such that*

$$\mathcal{B}(\mathbf{w}, \xi; \mathbf{v}, -\xi) \gtrsim \|(\mathbf{w}, \xi)\|^2 \quad \text{and} \quad \|\mathbf{v}\|_V \lesssim \|(\mathbf{w}, \xi)\|. \quad (4.2)$$

The idea with stabilisation is that it yields a method which is always stable in a mesh-dependent norm for the Lagrange multiplier. Defining

$$\|(\mathbf{w}_h, \xi_h)\|_h^2 = \sum_{i=1}^2 \mu_i \|\mathbf{w}\|_{1,\Omega_i}^2 + \mu_2^{-1} \sum_{E \in \mathcal{G}_h^2} h_E \|\xi_h\|_{0,E}^2, \quad (4.3)$$

we directly obtain the estimate.

**Theorem 2.** *Suppose that  $0 < \alpha < C_I$ . Then, for every  $(\mathbf{w}_h, \xi_h) \in \mathbf{V}_h \times Q_h$ , there exists  $\mathbf{v}_h \in \mathbf{V}_h$  such that*

$$\mathcal{B}_h(\mathbf{w}_h, \xi_h; \mathbf{v}_h, -\xi_h) \gtrsim \|(\mathbf{w}_h, \xi_h)\|_h^2 \quad \text{and} \quad \|\mathbf{v}_h\|_V \lesssim \|(\mathbf{w}_h, \xi_h)\|_h. \quad (4.4)$$

In view of Theorem 2, the classical Verfrth trick yields the stability estimate in the correct norms.

The error analysis then follows in a standard way, except for the additional term

$$\left( \mu_2^{-1} \sum_{E \in \mathcal{G}_h^2} h_E \|\eta_h + \sigma_{2,n}(\mathbf{v}_{2,h})\|_{0,E}^2 \right)^{1/2}, \quad (4.5)$$

where  $(\mathbf{v}_h, \eta_h)$  are the interpolants of  $(\mathbf{u}, \lambda)$ . However, by a posteriori error analysis techniques this term can be bounded by

$$\|(\mathbf{u} - \mathbf{v}_h, \lambda - \eta_h)\| + \text{HOT}, \quad (4.6)$$

where HOT stands for a higher order oscillation term. We thus arrive at the following quasi-optimality estimate of the method.

**Theorem 3.** *For  $0 < \alpha < C_I$  it holds that*

$$\|(\mathbf{u} - \mathbf{u}_h, \lambda - \lambda_h)\| \lesssim \inf_{(\mathbf{v}_h, \eta_h) \in \mathbf{V}_h \times \Lambda_h} \left( \|(\mathbf{u} - \mathbf{v}_h, \lambda - \eta_h)\| + \sqrt{\langle \llbracket u_n \rrbracket, \eta_h \rangle} \right) + \text{HOT}. \quad (4.7)$$

For the a posteriori error analysis, we define the local estimators

$$\eta_K^2 = \frac{h_K^2}{\mu_i} \|\mathbf{div} \boldsymbol{\sigma}_i(\mathbf{u}_{i,h}) + \mathbf{f}_i\|_{0,K}^2, \quad K \in \mathcal{C}_h^i, \quad (4.8)$$

$$\eta_{E,\Omega}^2 = \frac{h_E}{\mu_i} \|\llbracket \boldsymbol{\sigma}_i(\mathbf{u}_{i,h}) \mathbf{n} \rrbracket\|_{0,E}^2, \quad E \in \mathcal{E}_h^i, \quad (4.9)$$

$$\eta_{E,\Gamma}^2 = \frac{h_E}{\mu_i} \|\boldsymbol{\sigma}_{i,t}(\mathbf{u}_{i,h})\|_{0,E}^2 + \frac{\mu_i}{h_E} \|\langle \llbracket u_{h,n} \rrbracket \rangle - \|_{0,E}^2, \quad E \in \mathcal{G}_h^i, \quad (4.10)$$

$$\eta_{E,\Gamma_N}^2 = \frac{h_E}{\mu_i} \|\boldsymbol{\sigma}_i(\mathbf{u}_{i,h}) \mathbf{n}\|_{0,E}^2, \quad E \in \mathcal{N}_h^i, \quad (4.11)$$

$$\zeta_{E,\Gamma}^2 = \frac{h_E}{\mu_2} \|\lambda_h + \sigma_{2,n}(\mathbf{u}_{2,h})\|_{0,E}^2, \quad E \in \mathcal{G}_h^2, \quad (4.12)$$

with  $i = 1, 2$ . The corresponding global estimator  $\eta$  is then defined as

$$\eta^2 = \sum_{i=1}^2 \left\{ \sum_{K \in \mathcal{C}_h^i} \eta_K^2 + \sum_{E \in \mathcal{E}_h^i} \eta_{E,\Omega}^2 + \sum_{E \in \mathcal{G}_h^i} \eta_{E,\Gamma}^2 + \sum_{E \in \mathcal{N}_h^i} \eta_{E,\Gamma_N}^2 \right\} + \sum_{E \in \mathcal{G}_h^2} \zeta_{E,\Gamma}^2. \quad (4.13)$$

In addition, we need an estimator  $S$  defined only globally as

$$S^2 = \langle \langle \llbracket u_{h,n} \rrbracket \rangle_+, \lambda_h \rangle_\Gamma. \quad (4.14)$$

**Theorem 4 (A posteriori error estimate).** *It holds that*

$$\eta \lesssim \|(\mathbf{u} - \mathbf{u}_h, \lambda - \lambda_h)\| \lesssim \eta + S. \quad (4.15)$$

## 5 Numerical experiments

We investigate the performance of the master-slave method by solving adaptively the problem (3.1) using  $P_2$  elements and the following geometry:

$$\Omega_1 = [0.5, 1] \times [0.25, 0.75], \quad \Omega_2 = [1, 1.6] \times [0, 1]. \quad (5.1)$$

The boundary conditions are defined on

$$\Gamma_{D,1} = \{(x, y) \in \partial\Omega_1 : x = 0.5\}, \quad \Gamma_{N,1} = \partial\Omega_1 \setminus (\Gamma_{D,1} \cup \Gamma), \quad (5.2)$$

$$\Gamma_{D,2} = \{(x, y) \in \partial\Omega_2 : x = 1.6\}, \quad \Gamma_{N,2} = \partial\Omega_2 \setminus (\Gamma_{D,2} \cup \Gamma), \quad (5.3)$$

while the material parameters are  $E_1 = 1$ ,  $E_2 = 0.1$  and  $\nu_1 = \nu_2 = 0.3$ . The loading is

$$\mathbf{f}_1 = (0, -\frac{1}{20}), \quad \mathbf{f}_2 = (0, 0), \quad (5.4)$$

which causes the left block to bend downwards. The active contact boundary  $\Gamma_c$  is sought by alternately evaluating the inequality condition in (3.3) and solving the linearised problem with  $\alpha = 10^{-2}$ .

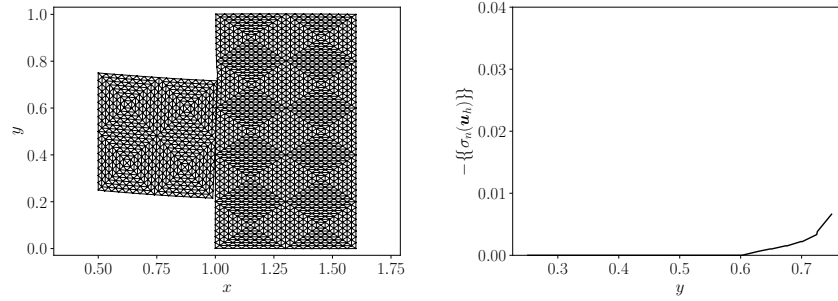
The final meshes and the respective approximation of the contact force is given in Figure 2a and 2b where we use the notation  $\{\{\sigma_n(\mathbf{u}_h)\}\}$  for the mean normal stress over the contact boundary. The resulting global a posteriori error estimator is given as a function of the number of degrees-of-freedom in Figure 2c. We observe, in particular, that the asymptotic rate of convergence for the total error estimator is improved from  $\mathcal{O}(N^{-0.43})$  to  $\mathcal{O}(N^{-1.02})$  where the latter corresponds to the rate of convergence one expects from  $P_2$  elements and a completely smooth solution.

## Acknowledgments

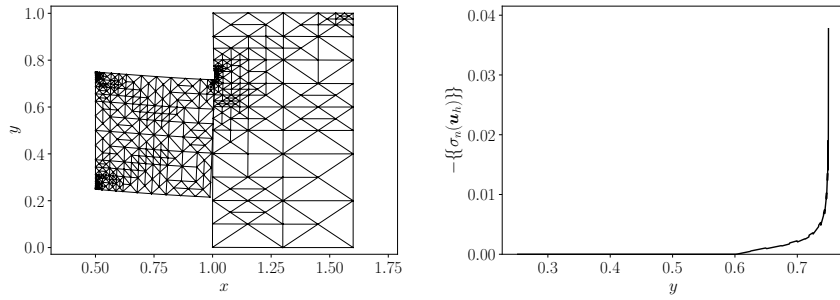
This work was (partially) funded by the Portuguese government through FCT - Fundação para a Ciência e a Tecnologia, I.P., under the projects PTDC/MAT-PUR/28686/2017, and UID/MAT/04459/2013, and by the Academy of Finland, decision nr. 324611.

## References

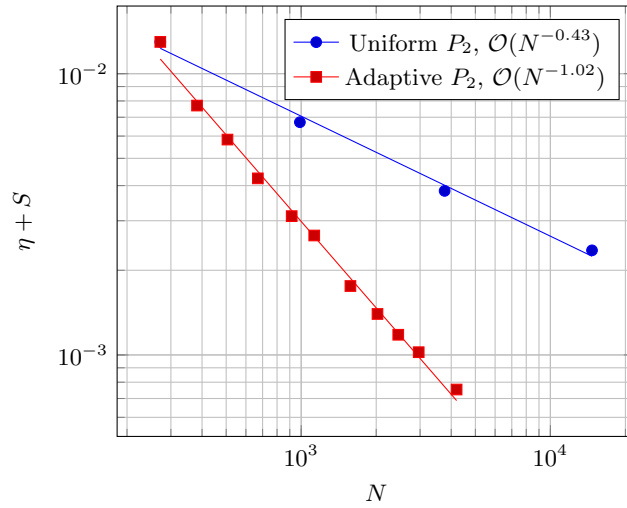
1. F. CHOULY, M. FABRE, P. HILD, R. MLIKA, J. POUSIN, AND Y. RENARD, *An overview of recent results on Nitsche's method for contact problems*, in Geometrically Unfitted Finite Element Methods and Applications, S. Bordas, E. Burman, M. Larson, and M. Olshanskii, eds., vol. 121 of Lecture Notes in Computational Science and Engineering, Springer, 2017, pp. 93–141.
2. T. GUSTAFSSON, R. STENBERG, AND J. VIDEMAN, *On Nitsche's method for elastic contact problems*. <https://arxiv.org/abs/1902.09312>.



(a)  $P_2$  after 3 uniform refinements.



(b)  $P_2$  after 10 adaptive refinements.



(c) The global a posteriori error estimator  $\eta + S$  as a function of the number of degrees-of-freedom  $N$ .

Fig. 2: The numerical example, the resulting meshes and global error estimators.