

Learning high-dimensional probability distributions using tree tensor networks

Erwan Grelier* Anthony Nouy† Régis Lebrun‡

Abstract

We consider the problem of the estimation of a high-dimensional probability distribution using model classes of functions in tree-based tensor formats, a particular case of tensor networks associated with a dimension partition tree. The distribution is assumed to admit a density with respect to a product measure, possibly discrete for handling the case of discrete random variables. After discussing the representation of classical model classes in tree-based tensor formats, we present learning algorithms based on empirical risk minimization using a L^2 contrast. These algorithms exploit the multilinear parametrization of the formats to recast the nonlinear minimization problem into a sequence of empirical risk minimization problems with linear models. A suitable parametrization of the tensor in tree-based tensor format allows to obtain a linear model with orthogonal bases, so that each problem admits an explicit expression of the solution and cross-validation risk estimates. These estimations of the risk enable the model selection, for instance when exploiting sparsity in the coefficients of the representation. A strategy for the adaptation of the tensor format (dimension tree and tree-based ranks) is provided, which allows to discover and exploit some specific structures of high-dimensional probability distributions such as independence or conditional independence. We illustrate the performances of the proposed algorithms for the approximation of classical probabilistic models (such as Gaussian distribution, graphical models, Markov chain).

Keywords: density estimation, high-dimensional approximation, tensor networks, hierarchical tensor format, tensor train format, neural networks.

1 Introduction

The approximation of high-dimensional functions is a typical task in statistics and machine learning. We here consider the problem of the approximation of the probability distribution

*Centrale Nantes, Laboratoire de Mathématiques Jean Leray, CNRS UMR 6629, Joint Laboratory of Marine Technology between Naval Group and Centrale Nantes

†Centrale Nantes, Laboratoire de Mathématiques Jean Leray, CNRS UMR 6629

‡Airbus Central Research & Technology, Virtual Product Engineering/XRV

of a high-dimensional random vector $X = (X_1, \dots, X_d)$, characterized by its density $f(x)$ with respect to a measure μ (here assumed to be a product measure, *e.g.* the Lebesgue measure or another probability measure) or the function $f(x) = \mathbb{P}(X = x)$ for discrete random variables (considered as a density with respect to a discrete measure). We assume that we are given independent and identically distributed samples of X , which is a classical setting in learning or statistics.

The approximation of a multivariate function $f(x_1, \dots, x_d)$ is a challenging problem when the dimension d is large or when the available information on the distribution (evaluations of the density function or samples from the distribution) is limited. This requires to introduce model classes (or hypothesis sets) that exploit low-dimensional structures of the function. Typical model classes for high dimensional density approximation include

- multiplicative models $g^1(x_1) \cdots g^d(x_d)$, which correspond to the hypothesis that the components of X are independent,
- generalized multiplicative models $\prod_{\alpha \in T} g^\alpha(x_\alpha)$, where T is a collection of subsets $\alpha \subset \{1, \dots, d\}$ and x_α denotes the corresponding group of variables. These include bayesian networks or more general graphical models,
- mixture models $\sum_{k=1}^K \gamma_k g_k(x)$ with $\sum_{k=1}^K \gamma_k = 1$ and the g_k in suitable model classes (possibly of different types). For example, a mixture of multiplicative models takes the form

$$\sum_{k=1}^K \gamma_k g_k^1(x_1) \cdots g_k^d(x_d). \quad (1)$$

Here, we consider the model classes of rank-structured functions, widely used in data analysis, signal and image processing and numerical analysis. The mixture of multiplicative models (1) is a particular case of rank-structured functions associated with the canonical notion of rank. Other classes of rank-structured approximations that have better approximation power and that are more amenable for numerical computations can be defined by considering different notions of rank. For any subset α of $\{1, \dots, d\} := D$, a natural notion of α -rank of a function $g(x)$, denoted by $\text{rank}_\alpha(g)$, can be defined as the minimal integer r_α such that

$$g(x) = \sum_{k=1}^{r_\alpha} g_k^\alpha(x_\alpha) g_k^{\alpha^c}(x_{\alpha^c})$$

for some functions of two complementary groups of variables. By considering a collection T of subsets of D and a tuple $r = (r_\alpha)_{\alpha \in T}$, a model class $\mathcal{T}_r^T(\mathcal{H})$ of rank-structured functions can then be defined as

$$\mathcal{T}_r^T(\mathcal{H}) = \{g \in \mathcal{H} : \text{rank}_\alpha(g) \leq r_\alpha, \alpha \in T\},$$

where \mathcal{H} is some function space. The particular case where T is a dimension partition tree over D corresponds to the model class of functions in tree-based tensor format [7],

which includes the Tucker format for a trivial tree, the hierarchical tensor format [11] for a balanced binary tree, and the tensor train format [17] for a linear tree. These model classes are also known as tree tensor networks. This particular choice for T provides $\mathcal{T}_r^T(\mathcal{H})$ with nice topological properties [7] and geometrical properties [18, 5, 6, 12]. Also, and more importantly from a practical point of view, elements of $\mathcal{T}_r^T(\mathcal{H})$ admit explicit and numerically stable representations. The complexity of these representations is linear in d and polynomial in the ranks, with a polynomial degree depending on the arity of the tree. Model classes of tree-based formats have a high approximation power. However, selecting an optimal tree and an optimal sequence of ranks (in the sense that it gives the best performance in terms of the complexity) are challenging issues for which heuristic approaches have been proposed. For more details on tree-based tensor formats and their applications, the reader is referred to the monograph [10] and surveys [14, 13, 8, 16, 15, 1].

The outline of the article is as follows. In Section 2, we present the model class of multivariate functions in tree-based tensor formats, a particular case of tensor networks associated with a dimension partition tree. In Section 3, we discuss the representation of probabilistic models in tensor formats, with a focus on classical models such as Markov processes, graphical models and mixtures models. Section 4 describes learning algorithms with tree-based tensor formats, with adaptation of the tree-based rank and dimension tree, and possible exploitation of the sparsity in the parameters. Finally, Section 5 presents numerical experiments that show the performances of the proposed algorithms.

2 Tree-based tensor formats

We consider the space $L_\mu^2(\mathcal{X})$ of square integrable functions defined on a product set $\mathcal{X} = \mathcal{X}_1 \times \cdots \times \mathcal{X}_d$ equipped with a product measure $\mu = \mu_1 \otimes \cdots \otimes \mu_d$. For $1 \leq \nu \leq d$, we consider spaces \mathcal{H}_ν of functions in $L_{\mu_\nu}^2(\mathcal{X}_\nu)$ and the algebraic tensor space $\mathcal{H} = \mathcal{H}_1 \otimes \cdots \otimes \mathcal{H}_d$ composed by functions of the form

$$\sum_{k=1}^r g_k^1(x_1) \cdots g_k^d(x_d) \quad (2)$$

for some $r \in \mathbb{N}$ and functions $g_k^\nu \in \mathcal{H}_\nu$. A function $g^1(x_1) \cdots g^d(x_d) := (g^1 \otimes \cdots \otimes g^d)(x)$ is called an elementary tensor. When spaces \mathcal{H}_ν are infinite dimensional, a tensor Banach space is obtained by the completion of \mathcal{H} with respect to a certain norm. If $\mathcal{H}_\nu = L_{\mu_\nu}^2(\mathcal{X}_\nu)$, then we obtain the space $L_\mu^2(\mathcal{X})$ after completion with respect to its natural norm. Hereafter, we assume that spaces \mathcal{H}_ν are equipped with the canonical norm in $L_{\mu_\nu}^2(\mathcal{X})$ and that \mathcal{H} is equipped with the canonical norm in $L_\mu^2(\mathcal{X})$.

The *canonical rank* of a function $g \in \mathcal{H}$ is the minimal integer r such that g can be written in the form (2). The set of functions in \mathcal{H} with canonical rank bounded by r is denoted by $\mathcal{R}_r(\mathcal{H})$. An approximation in $\mathcal{R}_r(\mathcal{H})$ is called an approximation in *canonical tensor format*. For an order-two tensor ($d = 2$), the canonical rank coincides with the

classical and unique notion of rank. For higher-order tensors ($d \geq 3$), there exist different and natural notions of rank that will be introduced for defining tree-based tensor formats.

2.1 α -ranks

For a non-empty subset α in $\{1, \dots, d\} := D$ and its complementary subset $\alpha^c = D \setminus \alpha$, a tensor $g \in \mathcal{H}$ can be identified with an element $\mathcal{M}_\alpha(g)$ of the space of order-two tensors $\mathcal{H}_\alpha \otimes \mathcal{H}_{\alpha^c}$, where $\mathcal{H}_\alpha = \bigotimes_{\nu \in \alpha} \mathcal{H}_\nu$. This is equivalent to identifying the function $g(x)$ with a bivariate function of the complementary groups of variables $x_\alpha = (x_\nu)_{\nu \in \alpha}$ and $x_{\alpha^c} = (x_\nu)_{\nu \in \alpha^c}$ in x . The operator \mathcal{M}_α is called the α -matricization operator. If $\text{rank}_\alpha(g) = r_\alpha$, then g admits the representation

$$g(x) = \sum_{i=1}^{r_\alpha} g_i^\alpha(x_\alpha) g_i^{\alpha^c}(x_{\alpha^c}), \quad (3)$$

for some functions $g_i^\alpha \in \mathcal{H}_\alpha$ and $g_i^{\alpha^c} \in \mathcal{H}_{\alpha^c}$. A non-zero function g is such that $\text{rank}_D(g) = 1$. The above definition of α -ranks yields the following properties.

Proposition 2.1. *If $\alpha = \bigcup_{i \in I} \beta_i$ with $\{\beta_i : i \in I\}$ a collection of disjoint subsets of D , then for any function g ,*

$$\text{rank}_\alpha(g) \leq \prod_{i \in I} \text{rank}_{\beta_i}(g).$$

Proposition 2.2. *For two functions g and h , and for any $\alpha \subset D$,*

- $\text{rank}_\alpha(g + h) \leq \text{rank}_\alpha(g) + \text{rank}_\alpha(h)$,
- $\text{rank}_\alpha(gh) \leq \text{rank}_\alpha(g) \text{rank}_\alpha(h)$.

Example 2.3.

- $g(x) = g^1(x_1) \cdots g^d(x_d)$ can be written $g(x) = g^\alpha(x_\alpha) g^{\alpha^c}(x_{\alpha^c})$, where $g^\alpha(x_\alpha) = \prod_{\nu \in \alpha} g^\nu(x_\nu)$. Therefore $\text{rank}_\alpha(g) \leq 1$ for all $\alpha \subset D$.
- $g(x) = \sum_{k=1}^r g_k^1(x_1) \cdots g_k^d(x_d)$ can be written $\sum_{k=1}^r g_k^\alpha(x_\alpha) g_k^{\alpha^c}(x_{\alpha^c})$ with $g_k^\alpha(x_\alpha) = \prod_{\nu \in \alpha} g_k^\nu(x_\nu)$. Therefore, $\text{rank}_\alpha(g) \leq r$ for all $\alpha \subset D$.
- $g(x) = g^1(x_1) + \cdots + g^d(x_d)$ can be written $g(x) = g^\alpha(x_\alpha) + g^{\alpha^c}(x_{\alpha^c})$, with $g^\alpha(x_\alpha) = \sum_{\nu \in \alpha} g^\nu(x_\nu)$. Therefore, $\text{rank}_\alpha(g) \leq 2$ for all $\alpha \subset D$.
- $g(x) = \prod_{\alpha \in A} g^\alpha(x_\alpha)$ with A a collection of disjoint subsets is such that $\text{rank}_\alpha(g) = 1$ for all $\alpha \in A$, and $\text{rank}_\gamma(g) \leq \prod_{\alpha \in A, \alpha \cap \gamma \neq \emptyset} \text{rank}_{\alpha \cap \gamma}(g^\alpha)$ for all γ .

2.2 Tree-based tensor formats

For a collection T of non-empty subsets of D , we define the T -rank of g as the tuple $\text{rank}_T(g) = \{\text{rank}_\alpha(g) : \alpha \in T\}$. Then, we define the set of tensors $\mathcal{T}_r^T(\mathcal{H})$ with T -rank bounded by $r = (r_\alpha)_{\alpha \in T}$ by

$$\mathcal{T}_r^T(\mathcal{H}) = \{g \in \mathcal{H} : \text{rank}_T(g) \leq r\}.$$

A *dimension partition tree* T is a tree such that (i) all nodes $\alpha \in T$ are non-empty subsets of D , (ii) D is the root of T , (iii) every node $\alpha \in T$ with $\#\alpha \geq 2$ has at least two children and the set of children of α , denoted by $S(\alpha)$, is a non-trivial partition of α , and (iv) every node α with $\#\alpha = 1$ has no child and is called a leaf (see the example in Figure 1). The level of a node α is denoted by $\text{level}(\alpha)$. The levels are defined such that $\text{level}(D) = 0$ and $\text{level}(\beta) = \text{level}(\alpha) + 1$ for $\beta \in S(\alpha)$. We let $\text{depth}(T) = \max_{\alpha \in T} \text{level}(\alpha)$ be the depth of T , and $\mathcal{L}(T)$ be the set of leaves of T , which are such that $S(\alpha) = \emptyset$ for all $\alpha \in \mathcal{L}(T)$.

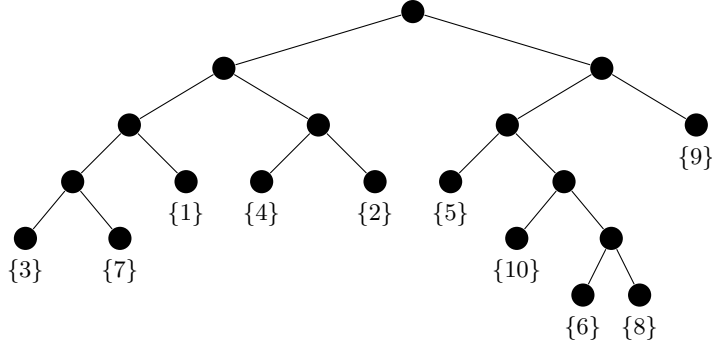


Figure 1: Example of a dimension partition tree over $D = \{1, \dots, 10\}$.

When T is a dimension partition tree, $\mathcal{T}_r^T(\mathcal{H})$ is the set of tensors with *tree-based rank* bounded by r , and an approximation in $\mathcal{T}_r^T(\mathcal{H})$ is called an approximation in *tree-based (or hierarchical) tensor format* [11, 6]. The trivial tree of depth 1 corresponds to the Tucker format. A balanced tree of depth $O(\log_2(d))$ corresponds to the classical hierarchical tensor format. A linear tree with depth $d - 1$ corresponds to the tensor train format.

A tree-based rank r is said admissible if $\mathcal{T}_r^T(\mathcal{H}) \neq \emptyset$. Necessary conditions of admissibility can be found in [5, Section 2.3]. In particular, r_D has to be less than or equal to 1 for $\mathcal{T}_r^T(\mathcal{H})$ to be non empty, and $\mathcal{T}_r^T(\mathcal{H})$ is reduced to $\{0\}$ if $r_D = 0$.

2.3 Representation of tensors in tree-based format

We consider that the \mathcal{H}_ν are finite dimensional subspace of $L^2_{\mu_\nu}(\mathcal{X}_\nu)$, $1 \leq \nu \leq d$ (e.g. a space of polynomials with bounded degree, a space of wavelets with finite resolution).

Then, \mathcal{H} is a finite-dimensional subspace of $L_\mu^2(\mathcal{X})$. Let $\{\phi_i^\nu : i \in I^\nu\}$ be a basis of \mathcal{H}_ν , and $N_\nu = \dim(\mathcal{H}_\nu) = \#I^\nu$. For a multi-index $i = (i_1, \dots, i_d) \in I^1 \times \dots \times I^d := I$, we let $\phi_i(x) = \phi_{i_1}^1(x_1) \cdots \phi_{i_d}^d(x_d)$. Then the set of functions $\{\phi_i : i \in I\}$ is a basis of \mathcal{H} and any function $g \in \mathcal{H}$ can be written

$$g(x) = \sum_{i_1 \in I^1} \cdots \sum_{i_d \in I^d} g_{i_1, \dots, i_d} \phi_{i_1}^1(x_1) \cdots \phi_{i_d}^d(x_d) = \sum_{i \in I} g_i \phi_i(x)$$

and identified with the set of coefficients $\mathbf{g} \in \mathbb{R}^{I^1 \times \dots \times I^d} = \mathbb{R}^I$. This defines a linear bijection $G : \mathbb{R}^I \rightarrow \mathcal{H}$ such that $g = G(\mathbf{g})$. Also, we use the notation

$$g(x) = \langle \Phi(x), \mathbf{g} \rangle,$$

where $\langle \cdot, \cdot \rangle$ is the canonical inner product on $\ell^2(\mathbb{R}^I)$ and $\Phi(x) \in \mathbb{R}^I$ is defined by

$$\Phi(x) = \Phi^1(x_1) \otimes \cdots \otimes \Phi^d(x_d),$$

with $\Phi^\nu(x_\nu) = (\phi_{i_\nu}^\nu(x_\nu))_{i_\nu \in I^\nu} \in \mathbb{R}^{I^\nu}$. If $\{\phi_i^\nu : i \in I^\nu\}$ is an orthonormal basis of \mathcal{H}_ν , then $\{\phi_i : i \in I\}$ is an orthonormal basis of \mathcal{H} , and the L_μ^2 -norm of g coincides with the canonical (Frobenius) norm $\|\mathbf{g}\| = \langle \mathbf{g}, \mathbf{g} \rangle^{1/2}$ of the tensor \mathbf{g} , *i.e.* $\|g\|_{L_\mu^2}^2 = \|\mathbf{g}\|^2$. In this case, the map G is a linear isometry.

A function $g \in \mathcal{T}_r^T(\mathcal{H})$ is identified with $\mathbf{g} = G^{-1}(g)$, such that

$$g_{i_1, \dots, i_d} = \sum_{\substack{1 \leq k_\alpha \leq r_\alpha \\ \alpha \in \bar{T}}} \prod_{\alpha \in T \setminus \mathcal{L}(T)} C_{(k_\beta)_{\beta \in S(\alpha)}, k_\alpha}^\alpha \prod_{\alpha \in \mathcal{L}(T)} C_{i_\alpha, k_\alpha}^\alpha$$

where

$$C^\alpha \in \mathbb{R}^{K^\alpha}, \quad K^\alpha := I^\alpha \times \{1, \dots, r_\alpha\},$$

with $I^\alpha = \times_{\beta \in S(\alpha)} \{1, \dots, r_\beta\}$ for $\alpha \notin \mathcal{L}(T)$.

The storage complexity (number of parameters) of a function g in $\mathcal{T}_r^T(\mathcal{H})$ is

$$C(T, r) = \sum_{\alpha \in T \setminus \mathcal{L}(T)} r_\alpha \prod_{\beta \in S(\alpha)} r_\beta + \sum_{\alpha \in \mathcal{L}(T)} \dim(\mathcal{H}_\alpha) r_\alpha.$$

If $r_\alpha = O(R)$ and $\dim(\mathcal{H}_\alpha) = O(N)$, then since $\#T = O(d)$, $C(T, r) = O(dNR + (\#T - d - 1)R^{s+1} + R^s)$, where $s = \max_{\alpha \in T \setminus \mathcal{L}(T)} \#S(\alpha)$ is the arity of the tree. For a binary tree, $s = 2$ and $\#T = 2d - 1$, so that $C(T, r) = O(dNR + (d - 2)R^3 + R^2)$.

Remark 2.4 (Discrete set \mathcal{X}). *If $\mathcal{X} = \mathcal{X}_1 \times \dots \times \mathcal{X}_d$ is a finite or countable set and $\mu = \sum_{x \in \mathcal{X}} \delta_x = \mu_1 \otimes \dots \otimes \mu_d$ with $\mu_\nu = \sum_{x_\nu \in \mathcal{X}_\nu} \delta_{x_\nu}$, then the space $\mathcal{H}_\nu = L_{\mu_\nu}^2(\mathcal{X}_\nu)$ is identified with $\ell^2(\mathcal{X}_\nu)$. If $\mathcal{X}_\nu = \{x_{i_\nu}^{i_\nu} : i_\nu \in I^\nu\}$, the canonical basis $\phi_{i_\nu}^\nu(x_{i_\nu}^{i_\nu}) = \mathbf{1}_{i_\nu = j_\nu}$ (which is equal to 1 if $i_\nu = j_\nu$ and 0 otherwise) is orthonormal in \mathcal{H}_ν . A function $g(x) = \sum_{i \in I} g_i \phi_i(x)$ is then isometrically identified with the set of coefficients $g_{i_1, \dots, i_d} = g(x_1^{i_1}, \dots, x_d^{i_d})$.*

3 Representation of probabilistic models in tensor formats

In this section, we first discuss different types of representation of a probability distribution using tree-based tensor formats, and provide some results on the relations between the ranks of these representations. Then we provide several examples of standard probabilistic models, and discuss their representation in tree-based tensor format.

3.1 Representation of a probability distribution

The probability distribution of the random variable $X = (X_1, \dots, X_d)$ is characterized by its cumulative distribution function $F(x) = \mathbb{P}(X \leq x)$. In the following we assume that the distribution admits a density $f(x)$ with respect to a product measure $\mu = \mu_1 \otimes \dots \otimes \mu_d$ on \mathbb{R}^d (e.g. the Lebesgue measure), such that

$$F(x) = \int_{\{t \leq x\}} f(t) d\mu(t).$$

This includes the case of a discrete random variable taking values in a finite or countable set $\mathcal{X} = \mathcal{X}_1 \times \dots \times \mathcal{X}_d$, with measure $\rho = \sum_{x \in \mathcal{X}} \mathbb{P}(X = x) \delta_x$, by letting $f(x) := \mathbb{P}(X = x)$ and $\mu := \sum_{x \in \mathcal{X}} \delta_x$. In this case, f is identified with an element of $\mathbb{R}^{\mathcal{X}} = \mathbb{R}^{\mathcal{X}_1 \times \dots \times \mathcal{X}_d}$.

Proposition 3.1. *Assume that the distribution F admits a density f with respect to a product measure μ . Then for any $\alpha \subset D$,*

$$\text{rank}_\alpha(F) \leq \text{rank}_\alpha(f).$$

Moreover, if μ is the Lebesgue measure,

$$\text{rank}_\alpha(F) = \text{rank}_\alpha(f).$$

Proof. If $f(x) = \sum_{k=1}^r f_k^\alpha(x_\alpha) f_k^{\alpha^c}(x_{\alpha^c})$, then $F(x) = \sum_{k=1}^r F_k^\alpha(x_\alpha) F_k^{\alpha^c}(x_{\alpha^c})$ with $F_k^\beta(x_\beta) = \int_{\{t_\beta \leq x_\beta\}} f_k^\beta(t_\beta) d\mu_\beta(t_\beta)$ for $\beta = \alpha$ and α^c . This implies $\text{rank}_\alpha(F) \leq \text{rank}_\alpha(f)$. If μ is the Lebesgue measure and $F(x) = \sum_{k=1}^r F_k^\alpha(x_\alpha) F_k^{\alpha^c}(x_{\alpha^c})$, then almost everywhere, $f(x) = \sum_{k=1}^r f_k^\alpha(x_\alpha) f_k^{\alpha^c}(x_{\alpha^c})$ with $f_k^\beta(x_\beta) = \partial_{x_{\nu_1}} \dots \partial_{x_{\nu_{\#\beta}}} F_k^\beta(x_\beta)$, $\beta = \{\nu_1, \dots, \nu_{\#\beta}\}$. This implies $\text{rank}_\alpha(F) \geq \text{rank}_\alpha(f)$. \square

Remark 3.2. *Note that the above framework and results can be extended to the case where a random variable X_ν is either continuous or discrete, by letting μ_ν be either the Lebesgue measure or a discrete measure.*

For $1 \leq \nu \leq d$, let us denote by $F_\nu : \mathcal{X}_\nu \rightarrow [0, 1]$ the marginal cumulative distribution function of X_ν . By Sklar's theorem, there exists a copula $C : [0, 1]^d \rightarrow [0, 1]$ such that

$$F(x) = C(F_1(x_1), \dots, F_d(x_d)).$$

Proposition 3.3. For all $\alpha \subset D$, if C is a copula of X ,

$$\text{rank}_\alpha(F) \leq \text{rank}_\alpha(C).$$

If F admits a density f with respect to the Lebesgue measure, then X admits a unique copula C with density c and

$$\text{rank}_\alpha(F) = \text{rank}_\alpha(C) = \text{rank}_\alpha(f) = \text{rank}_\alpha(c).$$

Proof. If $C(u) = \sum_{k=1}^r C_k^\alpha(u_\alpha) C_k^{\alpha^c}(u_{\alpha^c})$, then $F(x) = \sum_{k=1}^r C_k^\alpha(u_\alpha) C_k^{\alpha^c}(u_{\alpha^c})$ with $u_\nu = F_\nu(x_\nu)$. This implies $\text{rank}_\alpha(F) \leq \text{rank}_\alpha(C)$. If F admits a density with respect to the Lebesgue measure, then $C(u) = F(F_1^{-1}(u_1), \dots, F_d^{-1}(u_d))$, and if $F(x) = \sum_{k=1}^r F_k^\alpha(x_\alpha) F_k^{\alpha^c}(x_{\alpha^c})$, then $C(u) = \sum_{k=1}^r F_k^\alpha(x_\alpha) F_k^{\alpha^c}(x_{\alpha^c})$ with $x_\nu = F_\nu^{-1}(u_\nu)$. This implies $\text{rank}_\alpha(C) \leq \text{rank}_\alpha(F)$, and therefore $\text{rank}_\alpha(F) = \text{rank}_\alpha(C)$. The other equalities are deduced from proposition 3.1. \square

3.2 Mixtures

Consider a random variable $X = (X_1, \dots, X_d)$ which is a mixture of m random variables $Z^i = (Z_1^i, \dots, Z_d^i)$ with weights γ_i , $1 \leq i \leq m$, such that $\sum_{i=1}^m \gamma_i = 1$. Let f and f^i denote the densities with respect to a product measure μ of the probability distributions of X and Z^i respectively. We have

$$f(x) = \sum_{i=1}^m \gamma_i f^i(x).$$

From Proposition 2.2, we know that for any $\alpha \subset D$, $\text{rank}_\alpha(f) \leq \sum_{i=1}^m \text{rank}_\alpha(f^i)$, therefore, for any tree T ,

$$\text{rank}_T(f) \leq \sum_{i=1}^m \text{rank}_T(f^i).$$

Assuming that Z^i has independent components Z_k^i with densities f_k^i , we have $f^i(x) = f_1^i(x_1) \cdots f_d^i(x_d)$ with $\text{rank}_\alpha(f^i) = 1$ for any α , and therefore, for any tree T , $\text{rank}_T(f) \leq m$. Assume now that the function f^i is represented in a tree based format with tree T^i . For any $\alpha \subset D$, there exists a subset T_α^i of T^i which forms a partition of α , and from Proposition 2.1, we have $\text{rank}_\alpha(f^i) \leq \prod_{\beta \in T_\alpha^i} \text{rank}_\beta(f^i)$, and therefore

$$\text{rank}_\alpha(f) \leq \sum_{i=1}^m \prod_{\beta \in T_\alpha^i} \text{rank}_\beta(f^i) := R_\alpha.$$

Then a dimension tree for the representation of f could be chosen to minimize the complexity $C(T, R)$ using the above upper bound $R = (R_\alpha)_{\alpha \in T}$ of the T -rank of f .

3.3 Markov processes

Consider a discrete time Markov process $X = (X_1, \dots, X_d)$ whose density is given by

$$f(x) = f_{d|d-1}(x_d|x_{d-1}) \cdots f_{2|1}(x_2|x_1)f_1(x_1),$$

where f_1 is the density of X_1 and $f_{i|i-1}(\cdot|x_{i-1})$ is the density of X_i knowing $X_{i-1} = x_{i-1}$. Let m_i be the rank of the bivariate function $(t, s) \mapsto f_{i|i-1}(t|s)$, $i = 2, \dots, d$.

Let

$$T = \{\{1, \dots, d\}, \{1\}, \dots, \{d\}, \{1, 2\}, \dots, \{1, \dots, d-1\}\}$$

be the linear tree of Figure 2a. We note that $\text{rank}_{\{1\}}(f) = \text{rank}(f_{2|1}) = m_2$, $\text{rank}_{\{d\}}(f) = \text{rank}(f_{d|d-1}) = m_d$ and for $2 \leq \nu \leq d-1$, $\text{rank}_{\{\nu\}}(f) \leq \text{rank}(f_{\nu|\nu-1})\text{rank}(f_{\nu+1|\nu}) = m_\nu m_{\nu+1}$. Also, for $1 < \nu < d$, we have that $\text{rank}_{\{1, \dots, \nu\}}(f) = \text{rank}(f_{\nu+1|\nu})$. Letting $m = \max_i m_i$, we deduce that f has a representation in tree-based format with complexity in $O(m^4)$. Note that the choice of tree is here crucial. Indeed, a different ordering of variables may lead to ranks growing exponentially with the dimension d . For instance, consider the tree \tilde{T} represented in Figure 2b, with $\tilde{T} = \{\sigma(\alpha) : \alpha \in T\}$ with the permutation

$$\sigma = (1, 3, \dots, 2 \lfloor \frac{d+1}{2} \rfloor - 1, 2, 4, \dots, 2 \lfloor \frac{d}{2} \rfloor).$$

For $\alpha = \{1, 3, \dots, 2k+1\}$, with $k \leq \lfloor \frac{d+1}{2} \rfloor - 1$, we have $\text{rank}_\alpha(f) \leq m_2 m_3 \cdots m_{2k+2} \leq m^{2k+1}$ if $2k+1 < d$, and $\text{rank}_\alpha(f) \leq m_2 m_3 \cdots m_{2k+1} \leq m^{2k}$ if $2k+1 = d$. Therefore, the representation in the corresponding tree-based format has a complexity in $O(m^{2d-2})$. Example 3.4 presents a Markov process for which the tree-based rank exhibits such a behavior. Therefore, when the structure of the Markov process is not known, a procedure for finding a suitable tree should be used (see Section 4.4 for the description of a tree adaptation algorithm).

Example 3.4 (Discrete state space Markov process). *We consider the discrete time discrete state space Markov process $X = (X_1, \dots, X_8)$, where each random variable X_ν takes values in $\mathcal{X}_\nu = \{1, \dots, 5\}$. The distribution of X writes*

$$f(i_1, \dots, i_8) := \mathbb{P}(X_1 = i_1, \dots, X_8 = i_8) = f_{8|7}(i_8|i_7) \cdots f_{2|1}(i_2|i_1)f_1(i_1)$$

with $f_1(i_1) = 1/5$ for all $i_1 \in \mathcal{X}_1$, and for $\nu = 1, \dots, d-1$, $f_{\nu+1|\nu}(i_{\nu+1}|i_\nu) = P_{i_\nu, i_{\nu+1}}^\nu$ the $(i_\nu, i_{\nu+1})$ component of a randomly chosen rank-2 transition matrix P^ν . We then have $\text{rank}(f_{\nu+1|\nu}) = m = 2$ for $\nu = 1, \dots, d-1$.

We first compute a representation of f in tree-based format with the tree T depicted in Figure 2a (using Algorithm 3 in [9] at precision 10^{-13}), the obtained α -ranks are shown in Figure 3a. We then compute a representation of f in tree-based format with the tree \tilde{T} depicted in Figure 2b, to obtain the α -ranks shown in Figure 3b. We see that $\max_{\alpha \in T} \text{rank}_\alpha(f) = 4 = m^2$ whereas $\max_{\alpha \in \tilde{T}} \text{rank}_\alpha(f) = 128 = 2^7 = m^{d-1}$. As a consequence, the storage complexity of the representation is equal to 240 with T , and to 35088 with \tilde{T} , more than 146 times larger.

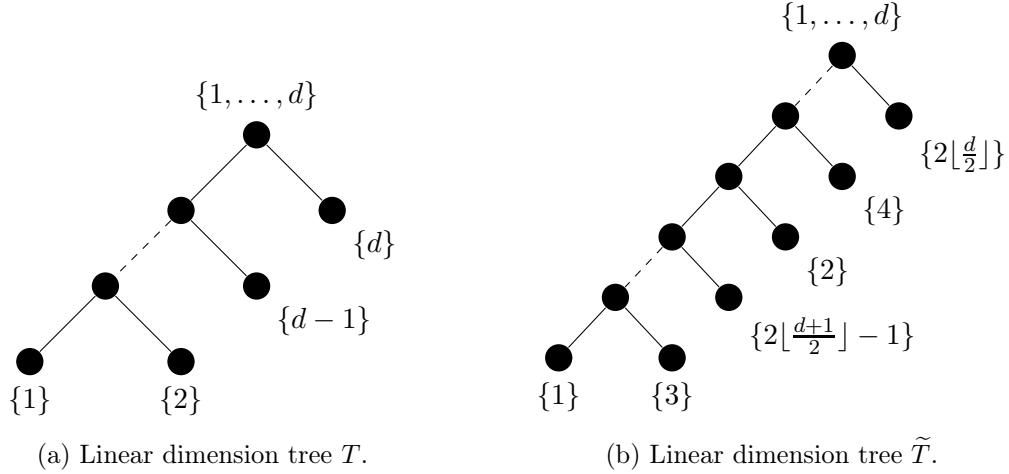


Figure 2: Examples of linear dimension trees.

3.4 Graphical models

Let us consider a graphical model with a density of the form

$$f(x) = \prod_{\beta \in \mathcal{C}} g_{\beta}(x_{\beta})$$

where $\mathcal{C} \subset 2^D$ represents the cliques of a graph G with nodes $\{1, \dots, \{d\}$.

Consider $\alpha \subset D$. First note that if $\alpha \in \mathcal{C}$, then $\text{rank}_{\alpha}(g_{\alpha}) = 1$. Also, for a clique β such that either $\beta \subset \alpha$ or $\beta \subset \alpha^c$, $\text{rank}_{\alpha}(g_{\beta}) = 1$. Then let \mathcal{C}_{α} be the set of cliques that intersect both α and α^c ,

$$\mathcal{C}_{\alpha} = \{\beta \in \mathcal{C} : \beta \cap \alpha \neq \emptyset, \beta \cap \alpha^c \neq \emptyset\}.$$

Since $\mathcal{C} \setminus \mathcal{C}_{\alpha} = \{\beta \in \mathcal{C} : \beta \subset \alpha^c \text{ or } \beta \subset \alpha\}$, and from Proposition 2.2, we have

$$\text{rank}_{\alpha}(f) = \text{rank}_{\alpha}\left(\prod_{\beta \in \mathcal{C}_{\alpha}} g_{\beta}\right) \leq \prod_{\beta \in \mathcal{C}_{\alpha}} \text{rank}_{\alpha}(g_{\beta}).$$

Assuming that the α -ranks of all functions g_{β} are bounded by m , we have

$$\text{rank}_{\alpha}(f) \leq m^{\#\mathcal{C}_{\alpha}} := R_{\alpha}.$$

For the representation of f in tree-based tensor format, a tree T could be chosen such that it minimizes the complexity $C(T, R)$, with $R = (R_{\alpha})_{\alpha \in T}$ the above upper bound of the T -rank of f .

Example 3.5. An example of graphical model is provided in Figure 4. The dimension is $d = 10$. Here we consider discrete random variables X_{ν} taking $N = 5$ possible instances,

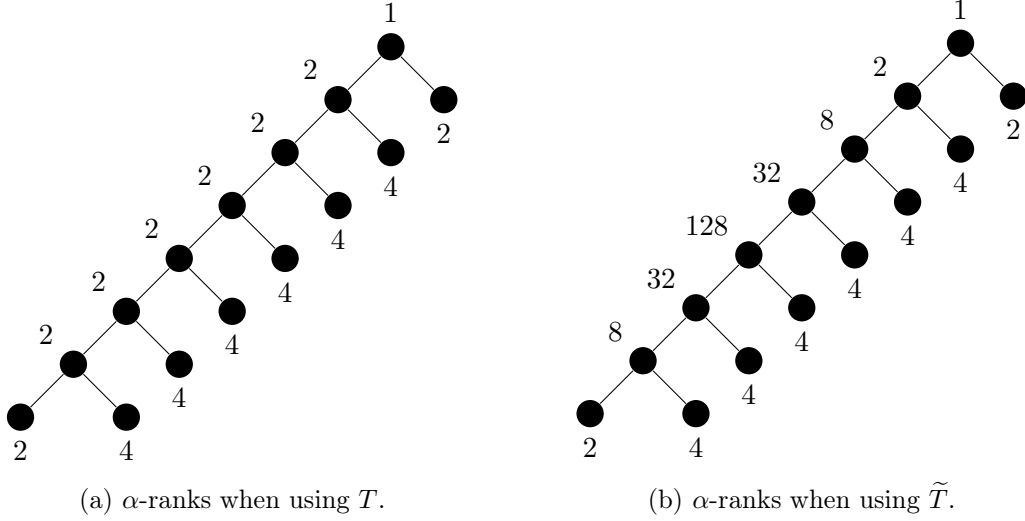


Figure 3: Obtained α -ranks when representing the Markov process of Example 3.4 in tree-based format with two different linear dimension trees.

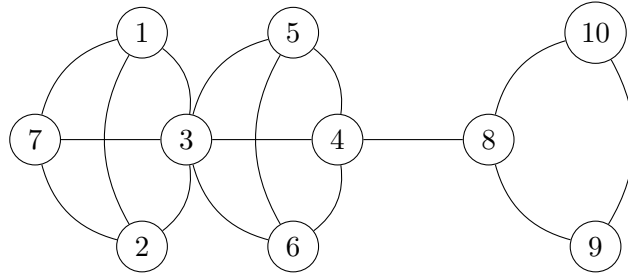


Figure 4: Example of graphical model.

so that $f(x) = \mathbb{P}(X = x)$ is identified with a tensor of size $N^d = 5^{10} = 9765625$. It has the form

$$f(x) = g_{1,2,3,7}(x_1, x_2, x_3, x_7)g_{3,4,5,6}(x_3, x_4, x_5, x_6)g_{4,8}(x_4, x_8)g_{8,9,10}(x_8, x_9, x_{10}).$$

We first consider the random binary tree of Figure 5 and compute a representation of the graphical model (using Algorithm 3 in [9] at precision 10^{-13}) in the corresponding tree-based format. We observe a storage complexity of 10595875, higher than the storage complexity of the full tensor. After the tree optimization (with Algorithm 8 provided in [9]), we obtain the tree in Figure 6 with a storage complexity of 3275.

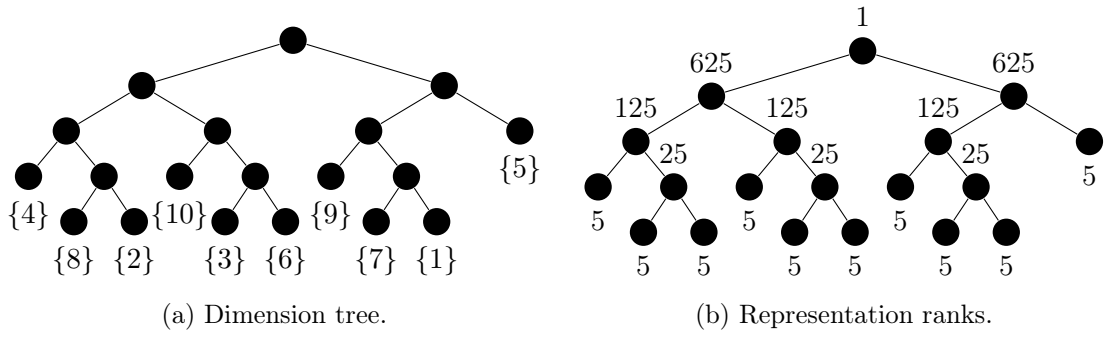


Figure 5: Representation in tree-based format with an initial random tree. The storage complexity is 10595875.

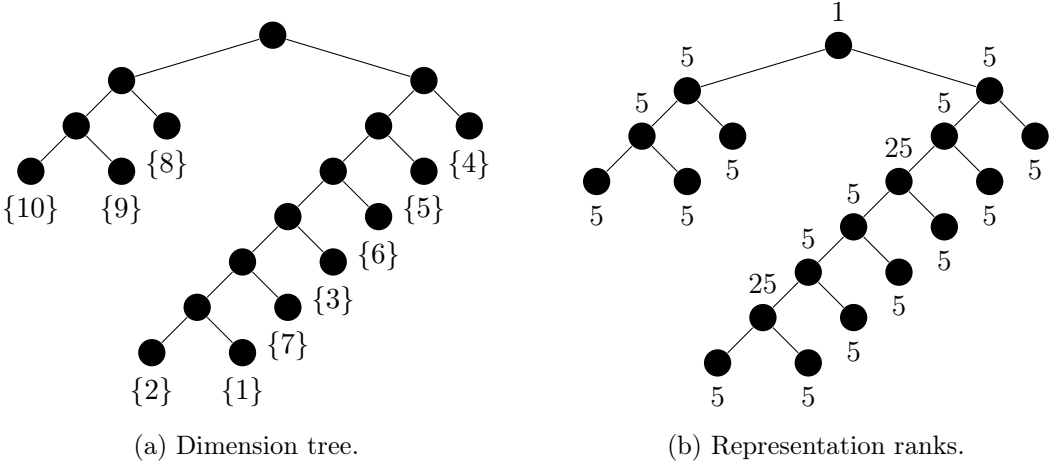


Figure 6: Representation in tree-based format after tree optimization. The storage complexity is 3275.

4 Learning with tree-based tensor format

In this section, we describe a learning algorithm for estimating a probability distribution of a random vector X from independent samples of this distribution. We assume that the distribution of X has a density f with respect to a measure μ over \mathcal{X} (possibly discrete).

We introduce a contrast function $\gamma : L_\mu^0(\mathcal{X}) \times \mathcal{X} \rightarrow \mathbb{R}$ and the associated risk functional $\mathcal{R} : L_\mu^0(\mathcal{X}) \rightarrow \mathbb{R}$ defined by

$$\mathcal{R}(g) = \mathbb{E}(\gamma(g, X)), \quad (4)$$

such that the minimizer of \mathcal{R} over the set of μ -measurable functions is the density f .

Given independent samples $\{x_i\}_{i=1}^n$ of X , an approximation g_n^M of the density is then obtained by minimizing the empirical risk

$$\mathcal{R}_n(g) = \frac{1}{n} \sum_{i=1}^n \gamma(g, x_i)$$

over a certain model class M , here a class of functions in tree-based tensor format.

Remark 4.1 (Quasi-Monte Carlo integration). *If X can be written $X = h(U)$, with $U \sim \mathcal{U}([0, 1]^d)$, such that samples x_i of X can be generated from samples u_i of U , the expectation $\mathbb{E}(g(X))$ of a function g , when it exists, can be estimated by a Quasi-Monte Carlo estimator*

$$\mathbb{E}(g(X)) \approx \frac{1}{n} \sum_{i=1}^n g(h(u_i)),$$

where the u_i are taken from of a deterministic low-discrepancy sequence, such as the Sobol or the Halton sequence (see e.g. [3]). Such an estimator converges in $O((\log n)^{d-1}/n)$, which is asymptotically better than the $O(n^{-1/2})$ of the standard Monte Carlo estimator.

Choosing the contrast function as

$$\gamma(g, x) = \|g\|_{L_\mu^2}^2 - 2g(x), \quad (5)$$

with $\|\cdot\|_{L_\mu^2}$ the natural norm in L_μ^2 , leads to

$$\mathcal{R}(g) = \mathcal{R}(f) + \|f - g\|_{L_\mu^2}^2,$$

so that the minimization of $\mathcal{R}(g)$ is equivalent to the minimization of the distance (in L_μ^2 norm) between g and the density f . For the minimization of the empirical risk over the class of functions in tree-based formats, with an adaptation of the ranks and possibly of the dimension tree, we will adapt the algorithms proposed in [9].

Remark 4.2 (Maximum likelihood estimation). *Choosing the contrast function equal to $\gamma(g, x) = -\log(g(x))$ leads to*

$$\mathcal{R}(g) = - \int_{\mathcal{X}} \log(g(x)) f(x) d\mu(x) = \mathcal{R}(f) + D_{KL}(f\|g)$$

with $D_{KL}(f\|g)$ the Kullback-Leibler divergence between f and g (with reference measure μ). The empirical risk minimization then corresponds to the maximum likelihood estimation.

Remark 4.3. *We recall that the present framework applies to the case of a discrete random variable X taking values in a set $\mathcal{X} = \mathcal{X}_1 \times \dots \times \mathcal{X}_d$, with measure $\rho = \sum_{x \in \mathcal{X}} \mathbb{P}(X = x) \delta_x$, by letting $f(x) := \mathbb{P}(X = x)$ and $\mu := \sum_{x \in \mathcal{X}} \delta_x$. A function $g \in L^2_{\mu}(\mathcal{X})$ is identified with an algebraic tensor $\mathbf{g} \in \mathbb{R}^{\mathcal{X}}$ with a norm*

$$\|g\|_{L^2_{\mu}}^2 = \sum_{x \in \mathcal{X}} g(x)^2 = \|\mathbf{g}\|_{\ell^2(\mathcal{X})}^2,$$

where $\|\cdot\|_{\ell^2(\mathcal{X})}$ is the canonical (Frobenius) norm on $\mathbb{R}^{\mathcal{X}}$.

4.1 Empirical risk minimization with a fixed tree-based format

We here consider the problem of density estimation in a tensor format $\mathcal{T}_r^T(\mathcal{H})$ with fixed dimension tree T and tree-based rank r .

A function $g \in \mathcal{T}_r^T(\mathcal{H})$ admits the following parametrized representation

$$g(x) = \Psi(x)((C^{\alpha})_{\alpha \in T}),$$

where $\Psi(x)$ is a multilinear map and $C^{\alpha} \in \mathbb{R}^{K^{\alpha}}$, with $K^{\alpha} = I^{\alpha} \times \{1, \dots, r_{\alpha}\}$. For a given $\alpha \in T$, the function g can be written

$$g(x) = \Psi^{\alpha}(x)(C^{\alpha}) = \langle \Psi^{\alpha}(x), C^{\alpha} \rangle_{\ell^2} = \sum_{i_{\alpha} \in K^{\alpha}} \Psi_{i_{\alpha}}^{\alpha}(x) C_{i_{\alpha}}^{\alpha}, \quad (6)$$

with $\Psi^{\alpha}(x)$ a linear map depending on $(C^{\beta})_{\beta \in T \setminus \{\alpha\}}$, $\langle \cdot, \cdot \rangle_{\ell^2}$ the canonical inner product on $\mathbb{R}^{K^{\alpha}}$ and $\Psi^{\alpha}(x) = (\Psi_{i_{\alpha}}^{\alpha}(x))_{i_{\alpha} \in K^{\alpha}}$ a tensor of the same size as C^{α} . The parametrization of a tensor is not unique and it is possible to obtain a representation (6) where the set of functions $\Psi_{i_{\alpha}}^{\alpha}(x)$ forms an orthonormal system in L^2_{μ} , so that

$$\|g\|_{L^2_{\mu}}^2 = \|C_{\alpha}\|_{\ell^2}^2 := \sum_{i_{\alpha} \in K^{\alpha}} (C_{i_{\alpha}}^{\alpha})^2. \quad (7)$$

This orthonormality property improves the numerical stability of learning algorithms, and yields better statistical properties and cross-validation error estimates.

The empirical risk minimization problem writes

$$\min_{(C^\alpha)_{\alpha \in T}} \frac{1}{n} \sum_{i=1}^n \gamma(\Psi(\cdot)((C^\alpha)_{\alpha \in T}), x_i) \quad (8)$$

and can be solved with an alternating minimization algorithm, successively solving the following linear problem on C^α , with the C^β , $\beta \in T \setminus \{\alpha\}$, fixed:

$$\min_{C^\alpha \in \mathbb{R}^{K^\alpha}} \frac{1}{n} \sum_{i=1}^n \gamma(\Psi^\alpha(\cdot)(C^\alpha), x_i). \quad (9)$$

Using the contrast function (5) and (7), this problem becomes

$$\min_{C^\alpha \in \mathbb{R}^{K^\alpha}} \|C^\alpha\|_{\ell^2}^2 - \frac{2}{n} \sum_{i=1}^n \langle \Psi^\alpha(x_i), C^\alpha \rangle_{\ell^2}$$

and admits for solution

$$C^\alpha = \frac{1}{n} \sum_{i=1}^n \Psi^\alpha(x_i).$$

4.2 Sparsity exploitation and model selection

Exploiting sparsity in the tensors $(C^\alpha)_{\alpha \in T}$ of the representation of a function $g \in \mathcal{T}_r^T(\mathcal{H})$ may be relevant.

For a node $\alpha \in T$, we let \mathcal{J} be a given subset of K^α (a sparsity pattern). Using the contrast function (5), the solution of the problem

$$\min_{\substack{C^\alpha \in \mathbb{R}^{K^\alpha} \\ C_{i_\alpha}^\alpha = 0, \forall i_\alpha \notin \mathcal{J}}} \|C^\alpha\|_{\ell^2}^2 - \frac{2}{n} \sum_{i=1}^n \langle \Psi^\alpha(x_i), C^\alpha \rangle_{\ell^2} \quad (10)$$

is

$$C_{i_\alpha}^{\alpha, \mathcal{J}} = \frac{1}{n} \sum_{k=1}^n \Psi_{i_\alpha}^\alpha(x_k) \mathbf{1}_{i_\alpha \in \mathcal{J}},$$

with $\mathbf{1}_{i_\alpha \in \mathcal{J}}$ equal to 1 when $i_\alpha \in \mathcal{J}$, and 0 otherwise. This means that the solution of (10) is simply the solution of the unconstrained problem (9) where the components with indices $i_\alpha \notin \mathcal{J}$ are set to zero.

We introduce sparsity in the tensor C^α using two strategies (working set or thresholding), both yielding L solutions $C^{\alpha,1}, \dots, C^{\alpha,L}$ associated with different sparsity patterns $\mathcal{J}_1, \dots, \mathcal{J}_L$.

- (Working-set strategy) We assume that there exists a natural increasing sequence $I_1^\alpha \subset \dots \subset I_L^\alpha = I^\alpha$, and we take $\mathcal{J}_l = \{(i_\alpha, k) : i_\alpha \in I_l^\alpha, 1 \leq k \leq r_\alpha\}$ for $1 \leq l \leq L$.

- (Thresholding strategy) Denoting by $a_1 > \dots > a_L$ the ordered sequence of the values taken by $|C_{i_\alpha}^\alpha|$, $i_\alpha \in K^\alpha$, the sparsity patterns are defined by $\mathcal{J}_l = \{i_\alpha \in K^\alpha : |C_{i_\alpha}^\alpha| \geq a_l\}$, for $1 \leq l \leq L$.

We wish to select, among the different solutions $C^{\alpha,l}$ associated with the sparsity patterns \mathcal{J}_l , the one, denoted by $C^{\alpha,*}$, that minimizes the risk $\mathcal{R}(\Psi^\alpha(\cdot)(C^{\alpha,l}))$. The risk can be estimated, using a sample V independent of the training sample S , by

$$\mathcal{R}_V(\Psi^\alpha(\cdot)(C^{\alpha,l})) = \frac{1}{\#V} \sum_{x \in V} \gamma(\Psi^\alpha(\cdot)(C^{\alpha,l}), x).$$

However, one usually does not wish to use a sample V for the sole purpose of model selection, that could have been otherwise used for the learning process. Cross-validation offers a way of estimating the risk without the need of an independent sample. A leave-one-out estimator of the risk writes

$$\mathcal{R}_n^{\text{loo}}(\Psi^\alpha(\cdot)(C^{\alpha,l})) = \frac{1}{n} \sum_{i=1}^n \mathcal{R}_{\{x_i\}}(\Psi^\alpha(\cdot)(C^{\alpha,l,-i})),$$

with, using the orthonormality conditions,

$$C_{i_\alpha}^{\alpha,l,-i} = \frac{1}{n-1} \sum_{\substack{k=1 \\ k \neq i}}^n \Psi_{i_\alpha}^\alpha(x_k) \mathbf{1}_{i_\alpha \in \mathcal{J}_l},$$

the solution of the empirical risk minimization problem using the training set $S \setminus \{x_i\}$,

$$\min_{\substack{C_\alpha \in \mathbb{R}^{K^\alpha} \\ C_{i_\alpha}^\alpha = 0, \forall i_\alpha \notin \mathcal{J}}} \|C_\alpha\|_{\ell^2}^2 - \frac{2}{n-1} \sum_{\substack{j=1 \\ j \neq i}}^n \langle \Psi^\alpha(x_j), C^\alpha \rangle_{\ell^2}.$$

The following proposition provides an explicit expression of the leave-one-out risk estimate as a function of $C^{\alpha,l}$. It is a special case for $p = 1$ of the result of [2, Prop. 2.1] for the leave- p -out estimator.

Proposition 4.4. *The leave-one-out estimator of the risk can be expressed as*

$$\begin{aligned} \mathcal{R}_n^{\text{loo}}(\Psi^\alpha(\cdot)(C^{\alpha,l})) &= \frac{-n^2}{(n-1)^2} \|C^{\alpha,l}\|_{\ell^2}^2 + \frac{2n-1}{n(n-1)^2} \sum_{i=1}^n \sum_{i_\alpha \in \mathcal{J}_l} \Psi_{i_\alpha}^\alpha(x_i)^2 \\ &= \frac{1}{n(n-1)} \sum_{i_\alpha \in \mathcal{J}_l} \left[\sum_{i=1}^n \Psi_{i_\alpha}^\alpha(x_i)^2 - \frac{n}{n-1} \sum_{i \neq j} \Psi_{i_\alpha}^\alpha(x_i) \Psi_{i_\alpha}^\alpha(x_j) \right]. \end{aligned}$$

4.3 Tree-based rank adaptation

In Section 4.1, the computed approximation g is in $\mathcal{T}_r^T(\mathcal{H})$, with both the tree-based rank r and dimension tree T given. However, when the dimension d is large or the size n of the training sample is small, the choice of the tree-based rank can be crucial. We use the rank adaptation strategy of [9, Algorithm 5] that incrementally increases ranks associated with a subset of nodes of the dimension tree, selected with a criterion based on truncation errors.

At step m , given an approximation g^m in $\mathcal{T}_{r^m}^T(\mathcal{H})$ with rank r^m , the algorithm selects the ranks to increase by estimating the truncation errors

$$\eta_\alpha(f, r_\alpha^m) = \min_{\text{rank}_\alpha(g) \leq r_\alpha^m} \mathcal{R}(g) - \mathcal{R}(f), \quad (11)$$

and by increasing the ranks associated with the nodes α with high truncation errors. When using a L^2 risk,

$$\eta_\alpha(f, r_\alpha^m) = \min_{\text{rank}_\alpha(g) \leq r_\alpha^m} \|f - g\|_{L_\mu^2}^2 = \sum_{k > r_\alpha^m} (\sigma_k^\alpha(f))^2,$$

where $\sigma_k^\alpha(f)$ denotes the k -th α -singular value of f (see [10, Section 8.3] for more details about the higher-order singular value decomposition of a tensor). The ranks associated with the nodes α yielding the highest truncation errors are then increased by one. In practice, we estimate the truncation errors $\eta_\alpha(f, r_\alpha^m)$ by computing the α -singular values of an approximation \tilde{g}^m of f with α -ranks $\tilde{r}_\alpha^m \geq r_\alpha^m$, which are such that

$$\eta(\tilde{g}^m, r_\alpha^m)^2 = \sum_{k=r_\alpha^m+1}^{\tilde{r}_\alpha^m} (\sigma_k^\alpha(\tilde{g}^m))^2.$$

Then, choosing a parameter $\theta \in [0, 1]$, we increase by one the α -ranks associated with the nodes α in

$$T_\theta = \{\alpha \in \hat{T} : \eta_\alpha(\tilde{g}^m, r_\alpha^m) \geq \theta \max_{\beta \in T} \eta_\beta(\tilde{g}^m, r_\beta^m)\}$$

where $\hat{T} \subset T$ is the subset of nodes for which the α -rank can be increased by one without violating the admissibility conditions. The approximation \tilde{g}^m is computed using as initial values the parameters of the tensor $g^m + c$, with $c = \Psi(x)((\tilde{C}^\alpha)_{\alpha \in T}) \in \mathcal{T}_{\tilde{r}}^T(\mathcal{H})$ a correction of g^m obtained by solving the problem

$$\min_{c \in \mathcal{T}_{\tilde{r}}^T} \mathcal{R}_n(g^m + c)$$

which is equivalent to

$$\min_{c \in \mathcal{T}_{\tilde{r}}^T} \|c\|_{L_\mu^2}^2 - \frac{2}{n} \sum_{i=1}^n c(x_i) + 2 \int_{\mathcal{X}} c(x) g^m(x) d\mu(x).$$

As in the previous section, this problem is solved using an alternating minimization algorithm which consists in minimizing alternatively on each parameter \tilde{C}^α , $\alpha \in T$. For a given α , using a representation of $c(x) = \langle \Psi^\alpha(x), \tilde{C}^\alpha \rangle_{\ell^2}$ with orthonormal functions $\{\Psi_i^\alpha(x)\}_{i \in K^\alpha}$ depending on the fixed parameters \tilde{C}^β , $\beta \in T \setminus \{\alpha\}$, the minimization problem is

$$\min_{\tilde{C}^\alpha \in \mathbb{R}^{K^\alpha}} \|\tilde{C}^\alpha\|_{\ell^2}^2 - \frac{2}{n} \sum_{i=1}^n \langle \Psi^\alpha(x_i), \tilde{C}^\alpha \rangle_{\ell^2} + 2 \int_{\mathcal{X}} \langle \Psi^\alpha(x), \tilde{C}^\alpha \rangle_{\ell^2} g^m(x) d\mu(x). \quad (12)$$

The solution of (12) is

$$\tilde{C}^\alpha = \frac{1}{n} \sum_{i=1}^n \Psi^\alpha(x_i) - S^\alpha, \quad (13)$$

with S^α such that

$$\langle S^\alpha, \tilde{C}^\alpha \rangle_{\ell^2} = \int_{\mathcal{X}} \langle \Psi^\alpha(x), \tilde{C}^\alpha \rangle_{\ell^2} g^m(x) d\mu(x),$$

that is

$$S^\alpha = \sum_{\substack{i_\beta \in I^\beta \\ \beta \in \mathcal{L}(T)}} \sum_{\substack{1 \leq k_\beta \leq \tilde{r}_\beta^m \\ \beta \notin S(\alpha) \cup \{\alpha\}}} \sum_{\substack{1 \leq l_\beta \leq r_\beta^m \\ \beta \in T}} \prod_{\beta \notin \mathcal{L}(T) \cup \{\alpha\}} \tilde{C}_{(k_\nu)_{\nu \in S(\beta)}, k_\beta}^{\beta} \prod_{\beta \notin \mathcal{L}(T)} C_{(l_\nu)_{\nu \in S(\beta)}, l_\beta}^{\beta} \prod_{\beta \in \mathcal{L}(T)} \tilde{C}_{i_\beta, k_\beta}^{\beta} C_{i_\beta, l_\beta}^{\beta}$$

if $\alpha \in T \setminus \mathcal{L}(T)$, and

$$S^\alpha = \sum_{\substack{i_\beta \in I^\beta \\ \beta \in \mathcal{L}(T) \setminus \{\alpha\}}} \sum_{\substack{1 \leq k_\beta \leq \tilde{r}_\beta^m \\ \beta \in T \setminus \{\alpha\}}} \sum_{\substack{1 \leq l_\beta \leq r_\beta^m \\ \beta \in T}} \prod_{\beta \notin \mathcal{L}(T)} \tilde{C}_{(k_\nu)_{\nu \in S(\beta)}, k_\beta}^{\beta} C_{(l_\nu)_{\nu \in S(\beta)}, l_\beta}^{\beta} \prod_{\beta \in \mathcal{L}(T) \setminus \{\alpha\}} \tilde{C}_{i_\beta, k_\beta}^{\beta} C_{i_\beta, l_\beta}^{\beta} C_{i_\alpha, l_\alpha}^{\alpha}$$

if $\alpha \in \mathcal{L}(T)$. In the above expressions, a summation over $\beta \notin J$ means over $\beta \in T \setminus J$.

In the numerical experiments, we will only consider a rank-one correction c , which means $\tilde{r}_\alpha = 1$ for all α and $\tilde{C}^\beta = 1$ for all $\beta \notin \mathcal{L}(T)$. Then the truncation errors are estimated with $\eta(\tilde{g}^m, r_\alpha^m)^2 = (\sigma_{r_\alpha^m+1}^\alpha(\tilde{g}^m))^2$.

4.4 Dimension tree adaptation

As seen in Section 3, the choice of dimension tree T can have a strong influence on the T -rank r of the representation of some probabilistic models, hence on their complexity $C(T, r)$. Furthermore, the dimension tree yielding the smallest complexity can carry information about the dependence structure of the represented probabilistic model.

In order to try to recover the optimal tree in terms of storage complexity, we use the stochastic algorithm 8 in [9]. Starting from a tree T and a representation of a function $f \in \mathcal{T}_r^T(\mathcal{H})$, it explores the set of trees of given arity (the maximal number of children among all the nodes of the tree) and returns a function $g \in \mathcal{T}_{r^*}^{T^*}(\mathcal{H})$ with $C(T^*, r^*) \leq C(T, r)$, such that $\|f - g\|_{L_\mu^2} \leq \varepsilon \|f\|_{L_\mu^2}$ for a given tolerance ε . This algorithm performs a sequence

of permutations of pairs of nodes using efficient linear algebra (contractions of tensors and truncated singular value decompositions of matricizations with an accuracy depending on the sought tolerance ε).

In order to reduce the storage complexity of the representation of a function, one ought to perform permutations removing the nodes associated with high ranks, and adding nodes associated with small ranks. This, as well as the complexity of the computations needed to permute two given nodes, are the criteria used by the stochastic algorithm to choose which nodes to permute.

Example 4.5. *The tree adaptation algorithm allows the transition from the linear dimension tree 7a to the balanced tree 7e (of same arity) by performing a sequence of permutations of pairs of nodes displayed in Figures 7b to 7e. The transition between the trees 7a and 7b removed the node $\{1, 2, 3\}$ and added the node $\{3, 4\}$.*

5 Numerical examples

In this section, we illustrate the performance of the proposed algorithm for learning probability distributions.

Contrast function and reference measure. In all examples, we consider the L^2 contrast function $\gamma(g, x) = \|g\|_{L_\mu^2}^2 - 2g(x)$. The reference measure μ is always a product measure and $\mathcal{X} = \mathcal{X}_1 \times \dots \times \mathcal{X}_d$. For examples involving discrete random variables, we consider $\mu = \sum_{x \in \mathcal{X}} \delta_x$, so that $L_\mu^2(\mathcal{X})$ is identified with $\ell^2(\mathcal{X})$. For continuous random variables, μ is taken as the Lebesgue measure or a uniform probability measure on \mathcal{X} when \mathcal{X} is a compact set.

Approximation spaces. In the case of discrete random variables with a finite set \mathcal{X} , we let $\mathcal{H} = L_\mu^2(\mathcal{X})$ so that there is no discretization error, and we use a canonical basis (see Remark 2.4). In the case of continuous random variables, for each dimension $\nu = 1, \dots, d$, we introduce a finite dimensional space \mathcal{H}_ν in $L_{\mu_\nu}^2(\mathcal{X}_\nu)$ and use orthonormal bases of \mathcal{H}_ν (e.g. polynomials, wavelets). We exploit sparsity in the leaf tensors $(C^\alpha)_{\alpha \in \mathcal{L}(T)}$ by using the working-set strategy presented in Section 4.1. For polynomial bases, we use the natural sequence of candidate patterns associated with spaces of polynomials with increasing degree. For wavelets bases, we use a sequence of candidate patterns associated with wavelets spaces with increasing resolution.

Tensor formats. We only consider tensor formats associated with binary dimension partition trees. When using the algorithm with tree-based rank and tree adaptation, the starting dimension tree is always a linear tree (such as in Figure 2a), where the dimensions $\nu = 1, \dots, d$ are randomly assigned to the leaf nodes.

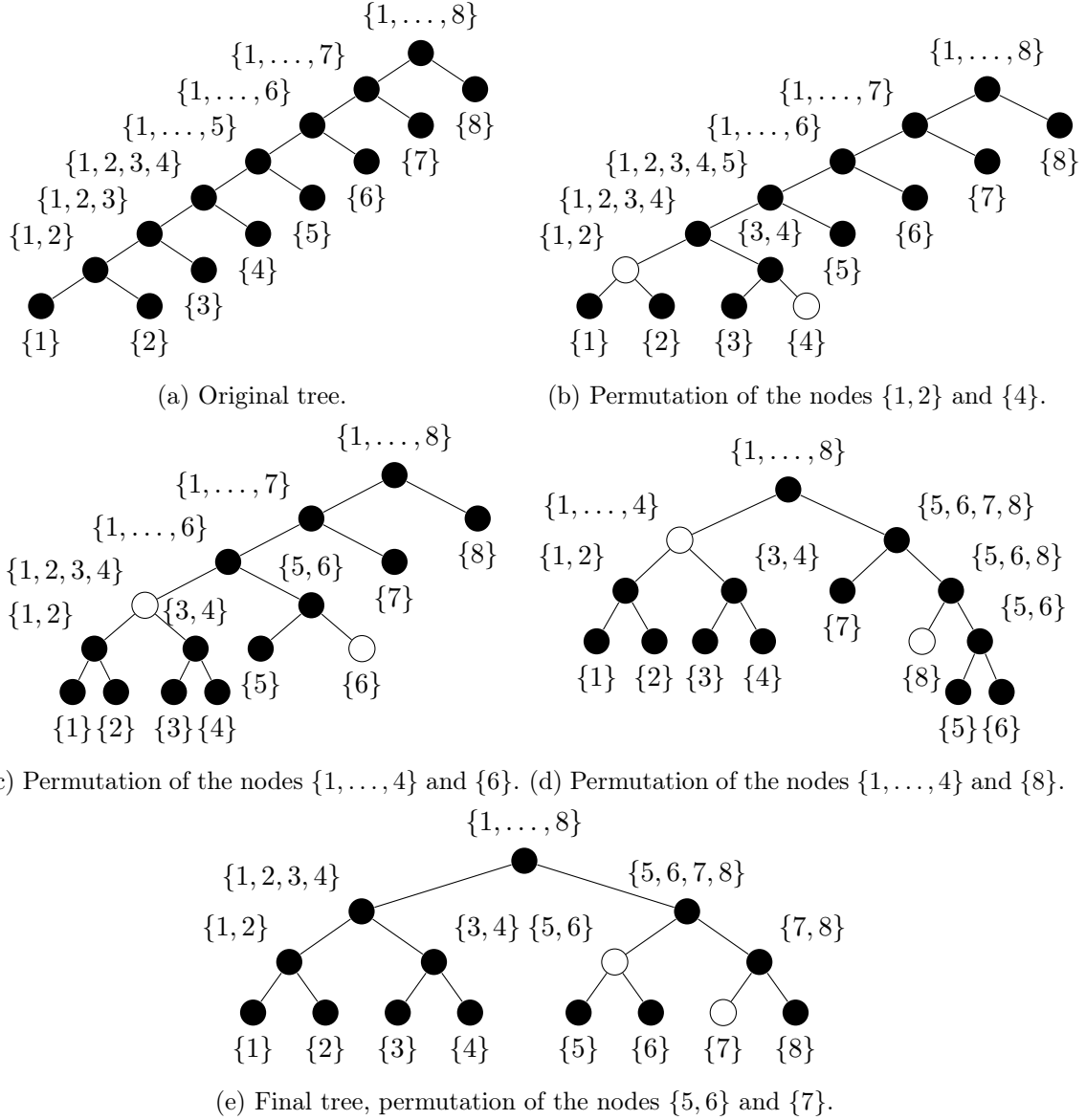


Figure 7: Example of a sequence of nodes permutations for a transition from a linear tree to a balanced tree in dimension 8.

Error measures. The quality of the obtained approximation g is assessed by estimating the risk by

$$\mathcal{R}_{S_{\text{test}}}(g) = \|g\|_{L^2_\mu}^2 - \frac{2}{\#S_{\text{test}}} \sum_{x \in S_{\text{test}}} g(x),$$

with S_{test} a sample of X , independent of S , as well as, when f can be evaluated, by computing the relative error

$$\varepsilon(g) = \left(\frac{\sum_{x \in S_\varepsilon} (f(x) - g(x))^2}{\sum_{x \in S_\varepsilon} (f(x))^2} \right)^{1/2},$$

with S_ε a sample from μ if μ is a probability measure, or from $\frac{1}{\mu(\mathcal{X})}\mu$ when μ is a finite measure (*e.g.* when μ is the Lebesgue measure over a compact set \mathcal{X}). In the case of discrete random variables, a function f in $\mathbb{R}^{\mathcal{X}}$ is identified with a multi-dimensional array, and S_ε corresponds to a sample of the entries of the array.

5.1 Truncated multivariate normal distribution

We first consider the estimation of the density of a random vector $X = (X_1, \dots, X_6)$ following a truncated normal distribution with zero mean and covariance matrix Σ . Its support is $\mathcal{X} = \times_{\nu=1}^6 [-5\sigma_\nu, 5\sigma_\nu]$, with $\sigma_\nu^2 = \Sigma_{\nu\nu}$. The reference measure μ is the Lebesgue measure on \mathcal{X} and the density to approximate is such that

$$f(x) \propto \exp\left(-\frac{1}{2}x^T \Sigma^{-1}x\right) \mathbf{1}_{x \in \mathcal{X}}. \quad (\text{i})$$

In each dimension ν , we use polynomials of maximal degree 50, orthonormal in $L^2(-5\sigma_\nu, 5\sigma_\nu)$.

5.1.1 Groups of independent random variables

We consider the following covariance matrix

$$\Sigma = \begin{pmatrix} 2 & 0 & 0.5 & 1 & 0 & 0.5 \\ 0 & 1 & 0 & 0 & 0.5 & 0 \\ 0.5 & 0 & 2 & 0 & 0 & 1 \\ 1 & 0 & 0 & 3 & 0 & 0 \\ 0 & 0.5 & 0 & 0 & 1 & 0 \\ 0.5 & 0 & 1 & 0 & 0 & 2 \end{pmatrix}. \quad (\Sigma_1)$$

Up to a permutation (3, 6, 1, 4, 2, 5) of its rows and columns, it can be written

$$\begin{pmatrix} 2 & 1 & 0.5 & 0 & 0 & 0 \\ 1 & 2 & 0.5 & 0 & 0 & 0 \\ 0.5 & 0.5 & 2 & 1 & 0 & 0 \\ 0 & 0 & 1 & 3 & 0 & 0 \\ 0 & 0 & 0 & 0 & 1 & 0.5 \\ 0 & 0 & 0 & 0 & 0.5 & 1 \end{pmatrix}$$

so that one can see that the random variables (X_1, X_3, X_4, X_6) and (X_2, X_5) are independent, as well as X_4 and (X_3, X_6) . Therefore, the density has the form

$$f(x) = f_{1,3,4,6}(x_1, x_3, x_4, x_6) f_{2,5}(x_2, x_5) = f_{4|1}(x_4|x_1) f_{1,3,6}(x_1, x_3, x_6) f_{2,5}(x_2, x_5).$$

Then one can then expect that, when approximating the density of X in tree-based format, a suitable dimension tree T would contain the nodes $\{2, 5\}$ and $\{1, 3, 4, 6\}$, since $\text{rank}_{\{2,5\}}(f) = \text{rank}_{\{1,3,4,6\}}(f) = 1$. If we further assume that $f_{1,3,6}$ has low ranks, it would contain the nodes $\{3, 6\}$ and $\{1, 4\}$, since $\text{rank}_{\{3,6\}}(f) = \text{rank}_{\{3,6\}}(f_{1,3,6})$ and $\text{rank}_{\{1,4\}}(f) = \text{rank}_{\{1,4\}}(f_{1,3,6})$ (see a possible tree in Figure 8).

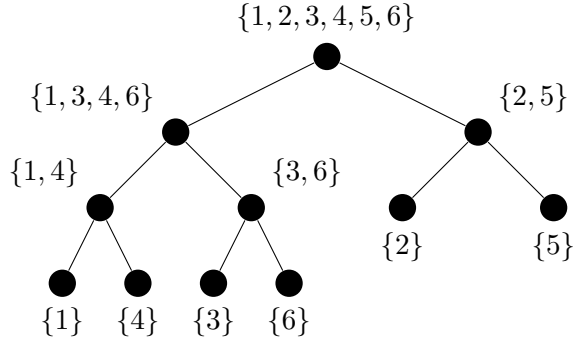


Figure 8: Example of expected tree T for the approximation of (i) with covariance matrix (Σ_1) in tree-based tensor format with tree adaptation.

Table 1 shows the results obtained with the learning algorithm with different sizes of training set. We notice that, as expected, $\mathcal{R}_{S_{\text{test}}}(g)$ and $\varepsilon(g)$ decrease with n . Figure 10 shows that, on average, the convergence of $\varepsilon(g)$ is approximately in $n^{-1/2}$. This convergence is better than the one expected (and observed in practice) when using a second-order kernel estimator, in $n^{-1/5}$. On Figure 9, we observe the obtained tree (associated with the smallest error over 10 trials) for different training sample sizes n . For $n \geq 10^4$, the algorithm yields a tree with the expected nodes (see discussion above).

n	$\mathcal{R}_{S_{\text{test}}}(g) \times 10^{-2}$	$\varepsilon(g)$	T	$C(T, r)$
10^2	$[-5.50, 119]$	$[0.53, 4.06]$	Fig. 9a	$[311, 311]$
10^3	$[-7.29, -5.93]$	$[0.22, 0.47]$	Fig. 9b	$[311, 637]$
10^4	$[-7.60, -6.85]$	$[0.11, 0.33]$	Fig. 9c	$[521, 911]$
10^5	$[-7.68, -7.66]$	$[0.04, 0.07]$	Fig. 9c	$[911, 1213]$
10^6	$[-7.70, -7.69]$	$[0.01, 0.01]$	Fig. 9c	$[1283, 1546]$

Table 1: Ranges over 10 trials of the obtained results for the learning of (i) with covariance matrix (Σ_1) , with different training sample sizes n .

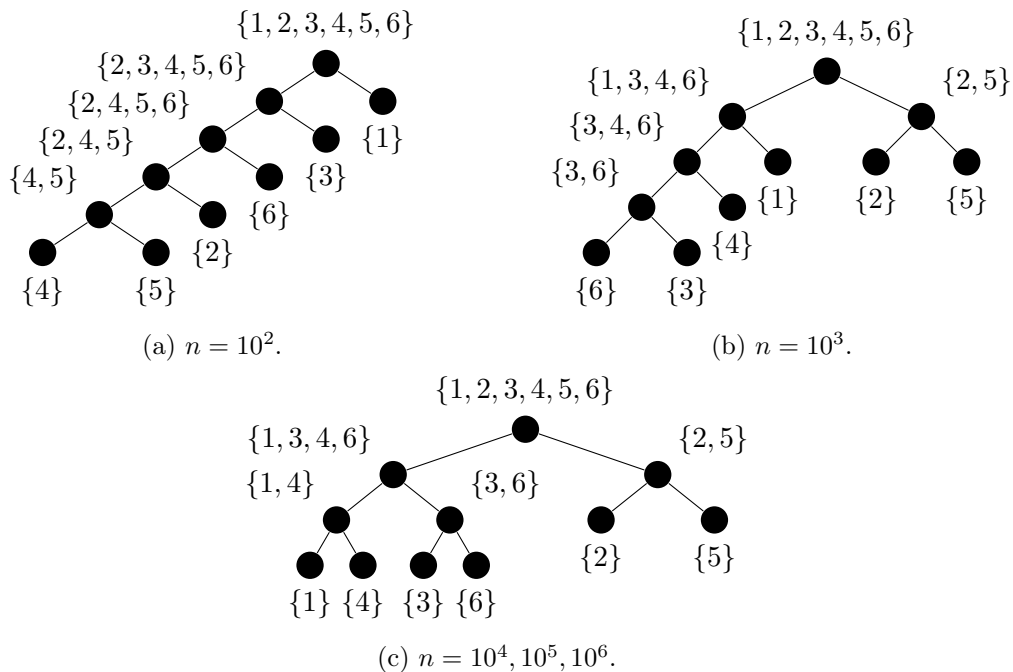


Figure 9: Dimension trees T obtained after computing an approximation in tree-based tensor format of (i) with covariance matrix (Σ_1) , using different training sample sizes n . The displayed trees are associated with the smallest error over 10 trials.

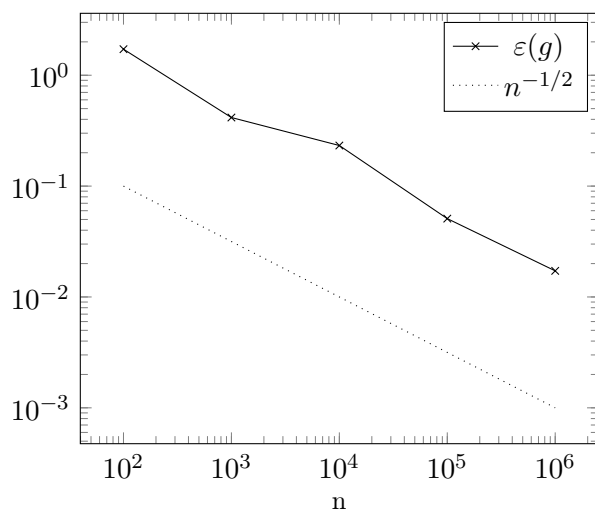


Figure 10: Convergence with the training sample size n for the approximation of (i) with covariance matrix (Σ_1) .

5.1.2 Band-diagonal covariance matrix

We now consider the following covariance matrix

$$\Sigma = \begin{pmatrix} 2 & 1/5 & 0 & 0 & 1/4 & 0 \\ 1/5 & 2 & 0 & 0 & 0 & 0 \\ 0 & 0 & 2 & 0 & 1/3 & 1/2 \\ 0 & 0 & 0 & 2 & 0 & 1 \\ 1/4 & 0 & 1/3 & 0 & 2 & 0 \\ 0 & 0 & 1/2 & 1 & 0 & 2 \end{pmatrix} \quad (\Sigma_2)$$

which is, after applying the permutation $\sigma = (4, 6, 3, 5, 1, 2)$, a band diagonal matrix

$$\begin{pmatrix} 2 & 1 & 0 & 0 & 0 & 0 \\ 1 & 2 & 1/2 & 0 & 0 & 0 \\ 0 & 1/2 & 2 & 1/3 & 0 & 0 \\ 0 & 0 & 1/3 & 2 & 1/4 & 0 \\ 0 & 0 & 0 & 1/4 & 2 & 1/5 \\ 0 & 0 & 0 & 0 & 1/5 & 2 \end{pmatrix}.$$

The vector $(X_{\sigma(1)}, \dots, X_{\sigma(6)})$ therefore represents a Markov process and the density f has the following form

$$f(x) = f_{2|1}(x_2|x_1)f_{1|5}(x_1|x_5)f_{5|3}(x_5|x_3)f_{3|6}(x_3|x_6)f_{6|4}(x_6|x_4).$$

Given this structure, one might expect the density of X to be efficiently and accurately represented in tree-based tensor format with one of the linear trees of Figure 11 or any tree containing the same internal nodes.

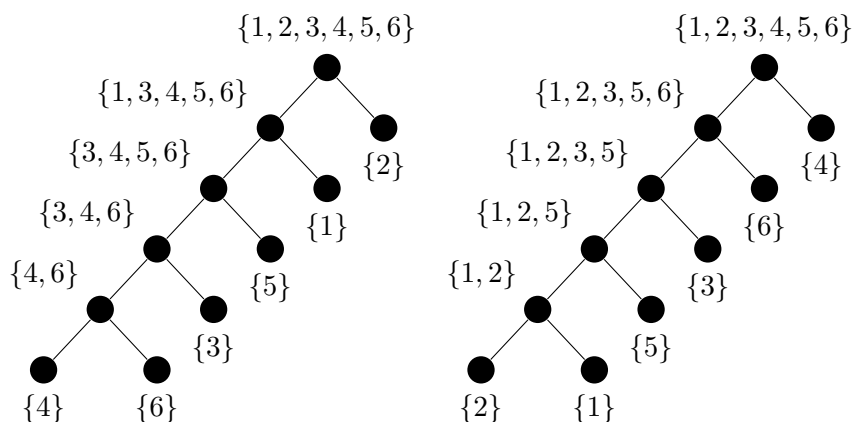


Figure 11: Example of expected trees T for the approximation of (i) with covariance matrix (Σ_2) in tree-based tensor format.

Table 2 shows the results obtained when using the learning algorithm to approximate the density of X . We can see that the risk and error decrease when the size of the training sample increases, with a convergence rate of about $n^{-2/5}$. Figure 12 shows the obtained trees (associated with the smallest error over 10 trials) for different sizes of training sets. We observe that except for $n = 10^2$, the algorithm yields trees that contain most of the expected internal nodes.

n	$\mathcal{R}_{S_{\text{test}}}(g) \times 10^{-2}$	$\varepsilon(g)$	T	$C(T, r)$
10^2	$[-4.21, 1.91]$	$[0.58, 1.11]$	Fig. 12a	$[311, 311]$
10^3	$[-5.88, -5.13]$	$[0.26, 0.45]$	Fig. 12b	$[311, 579]$
10^4	$[-6.27, -5.58]$	$[0.08, 0.34]$	Fig. 12c	$[311, 830]$
10^5	$[-6.30, -6.27]$	$[0.03, 0.07]$	Fig. 12c	$[724, 1012]$
10^6	$[-6.31, -6.31]$	$[0.01, 0.02]$	Fig. 12c	$[961, 1359]$

Table 2: Obtained results for the learning of (i) with covariance matrix (Σ_2) , with different training sample sizes n .

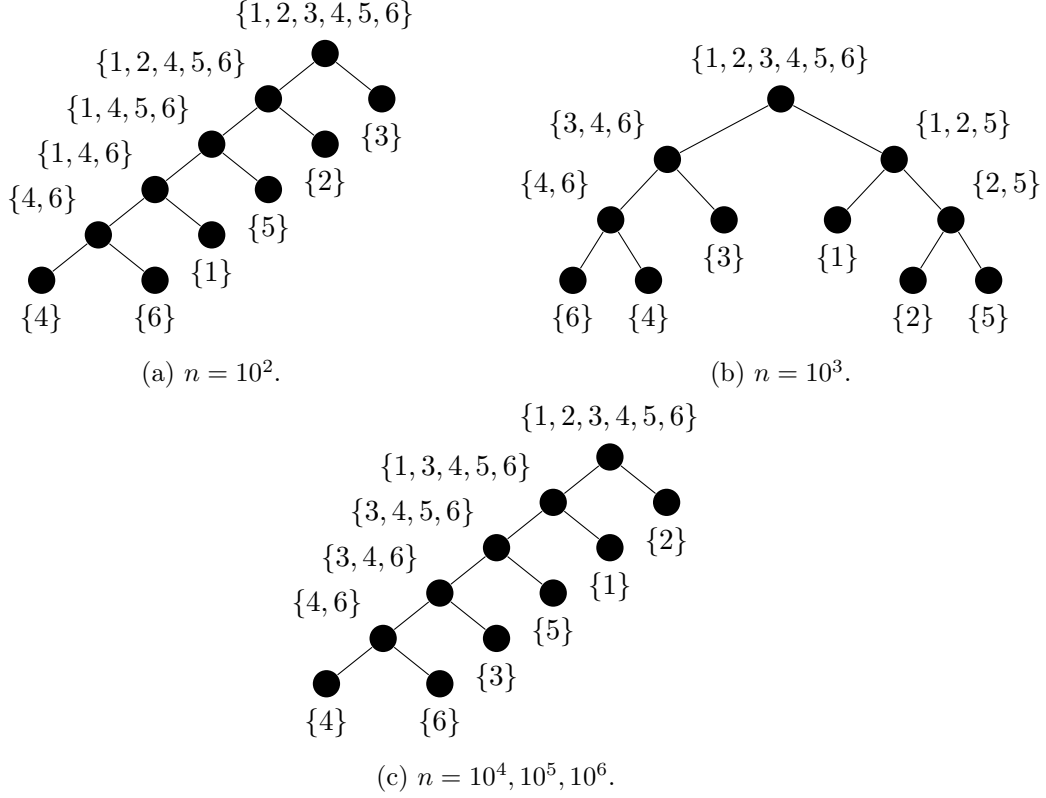


Figure 12: Dimension trees T obtained after computing an approximation in tree-based tensor format of (i) with covariance matrix (Σ_2) using different training sample sizes n . The displayed trees are associated with the smallest error over 10 trials.

5.2 Markov chain process

In this section, we study the discrete time discrete state space Markov process of Example 3.4. We recall that $X = (X_1, \dots, X_8)$, where each random variable X_ν takes values in $\mathcal{X}_\nu = \{1, \dots, 5\}$. The distribution of X writes

$$f(i_1, \dots, i_8) = \mathbb{P}(X_1 = i_1, \dots, X_8 = i_8) = f_{d|d-1}(i_8|i_7) \cdots f_{2|1}(i_2|i_1) f_1(i_1) \quad (14)$$

with $f_1(i_1) = 1/5$ for all $i_1 \in \mathcal{X}_1$, and for $\nu = 1, \dots, d-1$, $f_{\nu+1|\nu}(i_{\nu+1}|i_\nu) = P_{i_\nu, i_{\nu+1}}$ the $(i_\nu, i_{\nu+1})$ component of a randomly chosen rank-2 transition matrix P , independent of the dimension ν .

As shown in Example 3.4, the choice of the tree has a great impact on the storage complexity of the representation of the Markov process. We then expect the adaptive learning algorithm to compute an approximation of f with a tree containing the same internal nodes as in Figure 2a. Table 3 shows the ranges over 10 trials of the obtained

results. One can notice that, even though the algorithm did not recover an optimal tree for the representation of the Markov chain, it is able, with a sample size high enough, to represent it with dimension trees including most of the internal nodes yielding the smallest α -ranks, limiting the complexity of the representation.

n	$\mathcal{R}_{S_{\text{test}}}(g)$	$\varepsilon(g)$	T	$C(T, r)$
10^3	$[-2.22, -1.25]$	$[0.49, 0.75]$	Fig. 13a	$[47, 109]$
10^4	$[-2.85, -2.04]$	$[0.16, 0.55]$	Fig. 13b	$[72, 298]$
10^5	$[-2.93, -2.91]$	$[0.04, 0.08]$	Fig. 13c	$[294, 519]$
10^6	$[-2.93, -2.93]$	$[0.01, 0.02]$	Fig. 13d	$[384, 1010]$

Table 3: Ranges over 10 trials of the obtained results for the learning of (14), with different training sample sizes n .

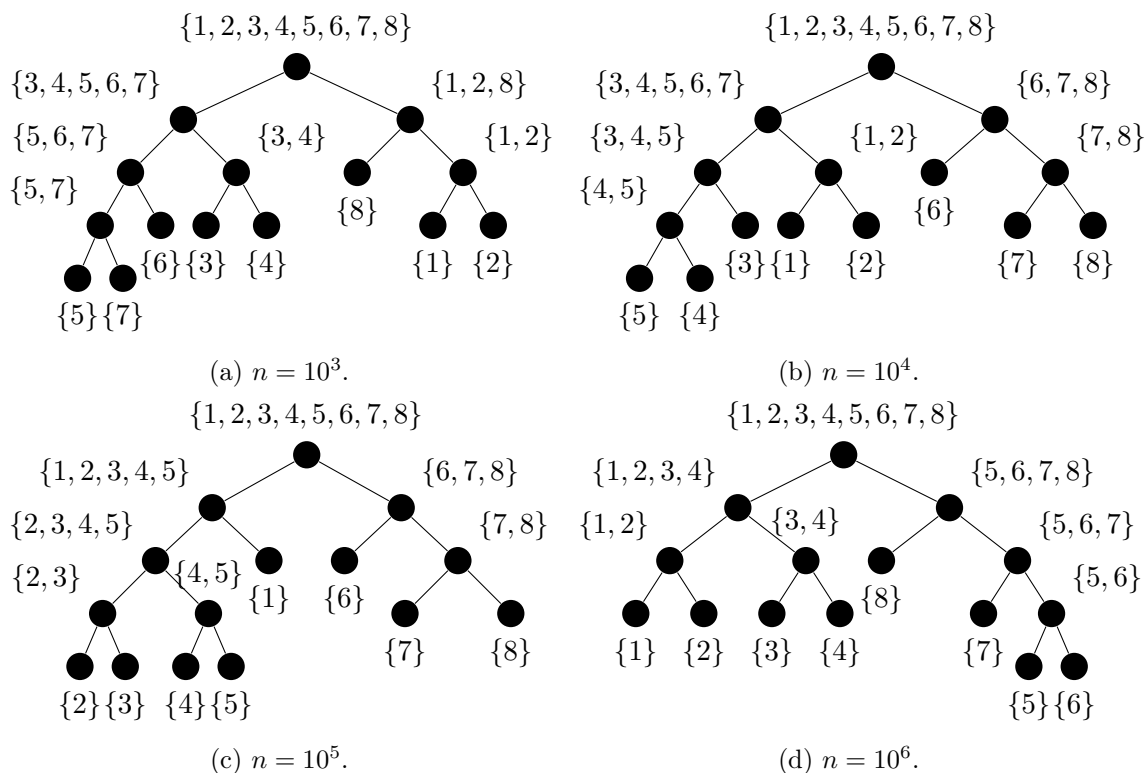


Figure 13: Dimension trees T obtained after computing an approximation in tree-based tensor format of (14), using different training sample sizes n . The displayed trees are associated with the smallest error over 10 trials.

5.3 Graphical model with discrete random variables

We consider the graphical model already studied in Example 3.5, in dimension $d = 10$, represented in Figure 4. The random variable X_ν takes values in $\mathcal{X}_\nu = \{1, 2, 3, 4, 5\}$, $1 \leq \nu \leq d$, so that $f(i) = \mathbb{P}(X = i)$ is defined by

$$f(i_1, \dots, i_{10}) = f_{1,2,3,7}(i_1, i_2, i_3, i_7) f_{3,4,5,6}(i_3, i_4, i_5, i_6) f_{4,8}(i_4, i_8) f_{8,9,10}(i_8, i_9, i_{10}). \quad (15)$$


The tensors f_α are randomly selected under the constraint that any of their matricization has a rank equal to 3.

Representing this function in tree-based tensor format with the binary tree in Figure 5 yields a storage complexity of 117027, whereas using the tree in Figure 6, which exhibits the dependence structure of the graphical model, leads to a representation with a storage complexity of 675. We then expect our algorithms to be able to learn f with a tree representing its dependence structure.

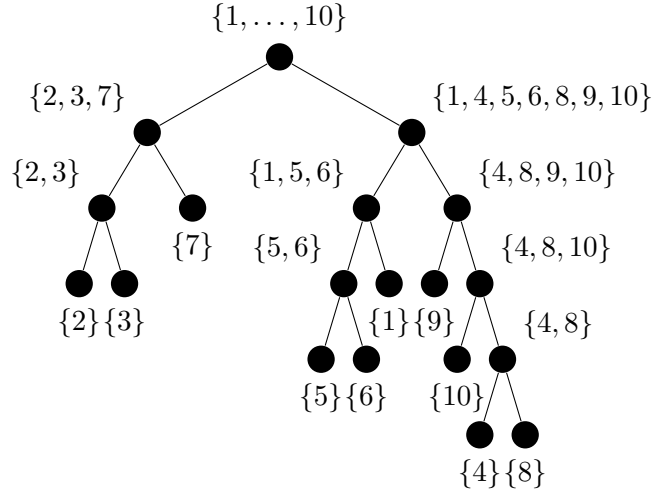
Table 4 shows the ranges over 10 trials of the obtained results. We observe that, even though the obtained errors are high, the algorithm is able to provide approximations of f with a tree that exhibits the dependence structure of the graphical model (for instance by containing the nodes $\{1, 2, 3, 7\}$, $\{4, 8\}$ or $\{4, 8, 9, 10\}$, which are cliques of the graph of f).

n	$\mathcal{R}_{S_{\text{test}}}(g)$	$\varepsilon(g)$	T	$C(T, r)$
10^3	$[-1.08, -1.04]$	$[0.53, 0.55]$	Fig. 14a	$[59, 99]$
10^4	$[-1.36, -1.13]$	$[0.30, 0.49]$	Fig. 14b	$[72, 421]$
10^5	$[-1.48, -1.43]$	$[0.10, 0.20]$	Fig. 14c	$[496, 885]$
10^6	$[-1.49, -1.42]$	$[0.07, 0.22]$	Fig. 14d	$[373, 813]$

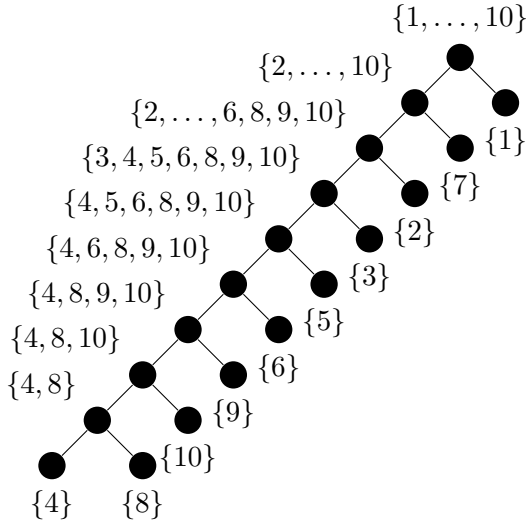
Table 4: Ranges over 10 trials of the obtained results for the learning of (15), with different training sample sizes n .



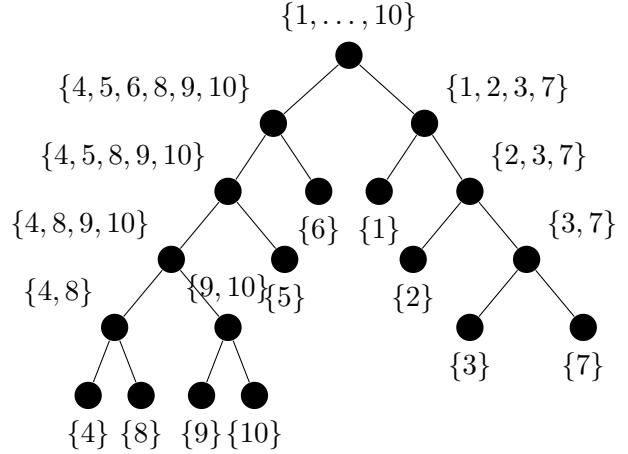
(a) $n = 10^3$.



(b) $n = 10^4$.



(c) $n = 10^5$.



(d) $n = 10^6$.

Figure 14: Dimension trees T obtained after computing an approximation in tree-based tensor format of (15), using different training sample sizes n . The displayed trees are associated with the smallest error over 10 trials.

6 Conclusion

We have proposed algorithms for learning high-dimensional probability distributions in tree-based tensor formats. The tree-based rank and dimension tree adaptation strategies enable the computation of approximations with trees that exhibit the dependence structure of the distribution.

Different contrast functions could be used for learning a probabilistic distribution. However, this calls for a modification of the proposed rank-adaptation strategy, since the rank selection procedure as well as the computation of a correction depend on the choice of the contrast function.

Also, the proposed algorithms should be modified to be able to work efficiently with large data sets, for instance by using subsampling methods as in stochastic gradient methods.

Acknowledgements

The authors acknowledge AIRBUS Group for the financial support with the project AtRandom, and the Joint Laboratory of Marine Technology between Naval Group and Centrale Nantes for the financial support with the project Eval PI.

References

- [1] M. Bachmayr, R. Schneider, and A. Uschmajew. Tensor networks and hierarchical tensors for the solution of high-dimensional partial differential equations. *Foundations of Computational Mathematics*, pages 1–50, 2016.
- [2] A. Celisse. Optimal cross-validation in density estimation with the L^2 -loss. *The Annals of Statistics*, 42(5):1879–1910, 2014.
- [3] J. Dick, F. Y Kuo, and I. H. Sloan. High-dimensional integration: the quasi-monte carlo way. *Acta Numerica*, 22:133–288, 2013.
- [4] A. Falcó and W. Hackbusch. On minimal subspaces in tensor representations. *Foundations of Computational Mathematics*, 12:765–803, 2012.
- [5] A. Falco, W. Hackbusch, and A. Nouy. Geometric Structures in Tensor Representations (Final Release). *ArXiv e-prints*, May 2015.
- [6] A. Falcó, W. Hackbusch, and A. Nouy. On the Dirac–Frenkel variational principle on tensor Banach spaces. *Foundations of Computational Mathematics*, Jan 2018.
- [7] A. Falcó, W. Hackbusch, and A. Nouy. Tree-based tensor formats. *SeMA Journal*, Oct 2018.

- [8] L. Grasedyck, D. Kressner, and C. Tobler. A literature survey of low-rank tensor approximation techniques. *GAMM-Mitteilungen*, 36(1):53–78, 2013.
- [9] E. Grelier, A. Nouy, and M. Chevreuril. Learning with tree-based tensor formats. *ArXiv e-prints*, arXiv:1811.04455.
- [10] W. Hackbusch. *Tensor spaces and numerical tensor calculus*, volume 42 of *Springer series in computational mathematics*. Springer, Heidelberg, 2012.
- [11] W. Hackbusch and S. Kuhn. A New Scheme for the Tensor Representation. *Journal of Fourier analysis and applications*, 15(5):706–722, 2009.
- [12] S. Holtz, T. Rohwedder, and R. Schneider. On manifolds of tensors of fixed tt-rank. *Numerische Mathematik*, 120(4):701–731, 2012.
- [13] B. Khoromskij. Tensors-structured numerical methods in scientific computing: Survey on recent advances. *Chemometrics and Intelligent Laboratory Systems*, 110(1):1 – 19, 2012.
- [14] T. G. Kolda and B. W. Bader. Tensor decompositions and applications. *SIAM Review*, 51(3):455–500, September 2009.
- [15] A. Nouy. Low-rank methods for high-dimensional approximation and model order reduction. In P. Benner, A. Cohen, M. Ohlberger, and K. Willcox, editors, *Model Reduction and Approximation: Theory and Algorithms*. SIAM, Philadelphia, PA, 2017.
- [16] A. Nouy. *Low-Rank Tensor Methods for Model Order Reduction*, pages 857–882. Springer International Publishing, Cham, 2017.
- [17] I. Oseledets and E. Tyrtshnikov. Breaking the curse of dimensionality, or how to use svd in many dimensions. *SIAM Journal on Scientific Computing*, 31(5):3744–3759, 2009.
- [18] A. Uschmajew and B. Vandereycken. The geometry of algorithms using hierarchical tensors. *Linear Algebra and its Applications*, 439(1):133–166, 2013.