
EYECAR: MODELING THE VISUAL ATTENTION ALLOCATION OF DRIVERS IN SEMI-AUTONOMOUS VEHICLES

A PREPRINT

Sonia Baee

Department of Systems Engineering
University of Virginia,
Charlottesville, Virginia 22904

Erfan Pakdamanian

Department of Systems Engineering
University of Virginia,
Charlottesville, Virginia 22904

Vicente Ordonez Roman

Department of Computer Science
University of Virginia,
Charlottesville, Virginia 22904

Inki Kim

College of Engineering
University of Illinois at Urbana Champaign,
Urbana, Illinois 61801

Lu Feng

Department of Systems Engineering,
Department of Computer Science
University of Virginia,
Charlottesville, Virginia 22904

Laura Barnes

Department of Systems Engineering
Department of Data Science
University of Virginia,
Charlottesville, Virginia 22904

November 5, 2021

ABSTRACT

A safe transition between autonomous and manual control requires sustained visual attention of the driver for the perception and assessment of hazards in dynamic driving environments. Thus, drivers must retain a certain level of situation awareness to safely takeover. Understanding the visual attention allocation of drivers can pave the way to inferring their dynamic state of situational awareness. We propose a reinforcement and inverse-reinforcement learning framework for modeling passive drivers' visual attention allocation in semi-autonomous vehicles. The proposed approach measures the eye-movement of passive drivers to evaluate their responses to real-world rear-end collisions. The results show substantial individual differences in the eye fixation patterns by driving experience, even among fully attentive drivers. Experienced drivers were more attentive to the situational dynamics and were able to identify potentially hazardous objects before any collisions occurred. These models of visual attention could potentially be integrated into autonomous systems to continuously monitor and guide effective intervention.

Keywords Visual attention allocation; Situation awareness; Eye movements; Eye fixation; Eye-Tracking; Reinforcement Learning; Inverse Reinforcement Learning

1 Introduction

Advanced driving assistant systems (ADAS) are fundamentally changing the role of drivers by superseding them in moment-to-moment driving tasks, including steering, braking, and accelerating [1, 2]. Increasingly, automation allows drivers to take their hands off the wheel and feet off the pedals over a longer period of time while driving. This shifts the role of a driver to a fallback-ready user or a passive monitor rather than an active controller [3, 4]. However, this advantage does not completely free the driver from monitoring the dynamics of their traffic environment. On the contrary, such prolonged disengagement from the primary tasks of driving creates great risk because the driver loses the

situational awareness [5, 6] needed to react if the automated system unexpectedly deviate from its intended functionality, or even fails completely [7, 8]. Considering the fact we are likely in a several-decade-long transition period to have fully-autonomous vehicles on roadways, ensuring traffic safety by predisposing human drivers to sustain their visual attention is critical [9].

At present, machine recognition of human visual attention allocation while driving is an active area of research which has the potential to increase context-aware safety [10]. However, the substantial variability in the visual attention allocation of an individual has been overlooked [11] or incorrectly predicted under complex environmental situations using existing machine learning algorithms [12, 13]. Specifically, these approaches fail to account for the complexity of situational contexts inherent in urban mobility [14]. From an engineering standpoint, the many unknowns of an internal system together with the complexity of an external environment make it inappropriate to pursue a single model to evaluate situation awareness [15]. Therefore, some of the models presented in the literature may not be accurate predictors of human visual attention (e.g. bottom-up models), especially when it comes to eye gaze allocation in the context of dynamic driving environments accompanying complex tasks [16]. Reinforcement learning (RL) and imitation learning offer a practical way to gain insight into the dynamics of an individual’s visual decision-making process.

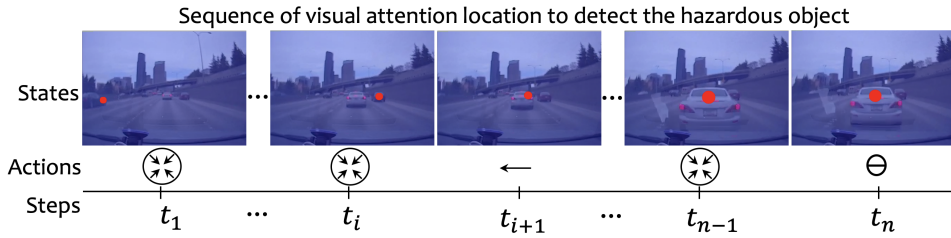


Figure 1: A sequence of visual attention allocations taken in a simulated dynamic environment to become aware of the threat of the collision. The eye-gaze position and the fixation duration of eye-gaze are shown by the red spots in each frame during the time to the collision (TTC).

2 Related Work

Visual attention is the perceptual process of selecting important and salient objects in view by which we are able to make sense of the environment during natural activities [17]. In a driving environment, a human or even an agent (i.e. autonomous driving systems) are constantly looking for hazardous elements. Once they are observed, visual attention is shifted towards them to remain aware of the new situation and hopefully avoid collisions [18]. More than 90% of driving-related safety critical information is leveraged through visual attention [19]. More notably, eye fixation on random and irrelevant objects in the environment has caused 7% of the crashes and 13% of near-crashes involving autonomous driving systems [20]. For those reasons, studying visual attention in driving is crucial.

A large amount of research has been dedicated to visual attention and eye behavior in psychology, neurobiology, engineering, and computer science [21]. Psychologists and neurobiologists mainly focus on the mechanism in the brain that directs the eye to certain and salient areas of a scene [22]. Computer scientists then apply the findings from other disciplines to improve system performance through computational models. Computational implementations of visual attention models have been greatly studied and classified into two categories: bottom-up and top-down [23].

Recently, several driver attention prediction models using multimodal datasets, captured from high-resolution dash-cams, have been proposed [24, 25, 26]. Despite this increase, due to the small sample size and limited settings, their models restricted to the certain conditions and how the prediction results would be using low-resolution videos has not been explored. Conversely, a visual attention allocation model is required to be closer to the nature of visual decision-making of drivers in dynamic tasks. Considering the fact that visual attention allocation is a key in our learning process [27] and how we collect rewards in dynamic environments, a RL framework can be used to explain human visual behavior [28]. RL has been used for modeling visual attention and showed its superiority to bottom-up and top-down models. Authors in [29] made one of the earliest attempts to combine deep RL and visual attention to identifying optimal task-related policies for selecting the next eye gaze location. In their image classification study, attention is treated as a sequential decision problem in which the next eye movement is based on the previous fixation allocation. In this study, we consider the sequence of eye movements of passive drivers as the behavioral aspect of visual attention and their eye fixation on the hazardous object as an indication of the visual decision making process. We identify the optimal task-relevant policies for detecting a hazardous object in rear-end collisions.

3 Framework Overview

3.1 Participants

For this study, we recruited 20 participants ($Mean_{age} = 27.31$, $SD_{age} = 4.84$) from a university community. All of the participants were required to have a valid driver license and have at least one year of driving experience ($Mean_{DE} = 5.58$, $SD_{DE} = 7.25$). Eleven were categorized as *novice* drivers who had been driving for less than 36 months. Whereas, the remaining nine participants were categorized as *experienced* drivers, having held their driving license for more than 10 years. Participants were also required to have normal or corrected to normal vision. None of the participants had experience with eye-tracking technology. The experiment received ethical approval from our University's Institutional Review Board.

3.2 Apparatus

Experimental setup: Experiments were conducted in an experiment booth with controlled lighting. The experiment was designed to maximize the accuracy of the eye tracker. The driving scenes were displayed on a 20-inch monitor with a pixel resolution of 2560 by 1440. Participants were seated approximately 60 cm away from the screen. Due to the sensitivity of the eye tracker, the vertical placement of the screen was adjusted such that the center of the screen was at eye-level for each participant. To control the lighting and minimize possible shadows, a Litepanels LED-daylight was used.

Data Source	Name	Type	Values	Scale
Eye information	Gaze position	float	(1920x1080)	per frame
	Pupil size	float	(0-7)	per frame
	TTFF	int	(1-90)	per frame
	Fixation duration	categorical	(FA, MA, IA) ¹	per frame
Road environment	Traffic density	categorical	(C/NC) ²	per frame
	Weather condition	binary	0/1	whole video
	Road type	binary	0/1	whole video
	Day time	binary	0/1	whole video
Vehicle trajectory	Speed	binary	(H, L) ³	per frame

Table 1: Data entries used in this study

1: FA; Fully-attentive, MA; Moderately-attentive, and IA; Inattentive drivers, 2: C: crowded; more than 5 vehicles in the scene; NC: not crowded; less than 5 vehicles in the scene, 3: H: High; more than 15 mph, L; Low; less than 15 mph.

Eye-tracking: Data was collected using the screen-mounted Tobii X3-120 system with a sampling rate of 120 Hz. The eye-tracker was mounted under the screen of the monitor placed in front of the participants. The system had to be calibrated for each participant using the Tobii Pro Studio animating nine calibration points. Calibration accuracy was then recorded to be within 0.6° of visual angle for both axes of all participants. Following this, the sample data was sent to iMotions (a biometric research platform, 2016) which allowed collection of the synchronized physiological data. Data related to the eye tracking can be found in Table 1.

3.3 Procedure

Since the future role of drivers in semi-autonomous vehicles will be shifted to a fallback-ready role, this study was designed to replicate and evaluate these conditions. Therefore, participants were first familiarized with the protocol and asked to imagine themselves to be the driver of a semi-autonomous vehicle who is required to visually perceive the hazard cues and be aware of the surroundings in order to respond as required. They were then given the supervisory role as they watched real-world rear-end collision videos while we captured their visual attention allocation.

A set of 21 real-world dash-cam forward collision videos, on average thirty seconds long, were chosen from the second strategic highway research program (SHRP2) of the Naturalistic Driving Study (NDS) [30]. The videos were captured using a camera mounted on a dashboard behind the windshield and consisted of crash or near-crash incidents. We paid special attention to the video quality in order to demonstrate collisions in various environmental contexts (e.g. sunny and rainy), traffic conditions (e.g. traffic density), and road types (e.g. highway vs. town), details of the dash-cam videos can be found in Table 1. Before the data collection, participants practiced their tasks on two videos to become acquainted with the experimental procedures and purposes. The study was conducted in two sessions; the first session

had eleven videos and the second session had ten videos. Each participant took a five to ten minute break between the sessions. The data collection process took approximately half an hour from beginning to end.

4 Rear End Collision Perception

A rear-end collision can happen if the driver is not fully aware of the situation and misses important hazards. Since in a direct and not occluded driver’s view, the *brake lights* of the lead car are amongst the brightest objects of the scene and red in color, in our study they are considered as the main hazardous stimuli of forward collision [31]. When observing the actions of the lead car (indicated by brake lights), drivers are supposed to initially perceive the current state of the driving by relying on their sensory inputs followed by a set of right actions [32]. This is a dynamic visual decision making process whereby drivers with proper situation awareness allocate their attention to hazardous objects. For modeling visual attention allocation, therefore, we consider the *brake lights* of the target car as the main hazard stimuli that the participants must detect and pay proper attention before the crash occurs. The time window from the first appearance of the *brake lights* to one second before the accident is *Time-to-the-collision* (TTC; as the videos are the core of our modeling, *TTC* is determined as a frame-to-collision, instead) [33]. *TTC* is crucial for any strategy that the automated system needs to take (e.g. sending take-over alarms). The proposed models ascertain the important environmental (extracted from the videos) and visual (extracted from the eyes) features needed for properly detecting the location of *brake lights* and allocating enough visual attention during *TTC*. The following section explains the procedure of extracting the aforementioned features.

5 Problem Formulation

We cast the problem of hazardous object detection as a Markov Decision Process (MDP) since this setting provides a formal framework to model the visual attention allocation as part of the control process where a human, or agent, actively chooses task-relevant information from the environment to make a sequence of decisions and achieve its goals. In our formulation, the *environment* is a frame of the videos, in which the *agent*, participants, detect a hazardous object using a set of actions during *TTC*, as shown in Fig. 1. The goal of the agent is to accurately and effectively detect the lead car brake light during *TTC*.

5.0.1 Markov Decision Process

A Markov Decision Process (MDP) is a mathematical framework to solve stochastic decision problems which models the interaction between the agent and the environment [34]. The agent is a learner (decision maker) that interacts with the environment and receives a reward at each time step and exerts an action on the environment that may change its future states [35, 36]. A typical MDP is represented using a 5-tuple (S, A, τ, γ, R) , where S is a (finite) set of possible states that represents a dynamic environment, A is a (finite) set of available actions that the agent can select at a certain state, τ is the state transition probability matrix that provides the probability of the system transition between every pair of the states, $\gamma \in [0, 1)$ is the discount rate that guarantees the convergence of total returns, and R is the reward function that specifies the reward gained at a specific state by taken a certain action [36].

In general, the goal of an MDP is to find an optimal policy π for the agent, where the policy $\pi : S \rightarrow A$ specifies the action to take at the current state s_t . The main goal is to find the optimal policy π^* that maximizes the expected return which simply is the cumulative discounted reward over an infinite horizon: $\pi^* = \operatorname{argmax}_{\pi} E \left[\sum_{t=0}^{\infty} \gamma^t R(s_t, \pi(s_t)) \right]$. where γ is the discount rate, the term $R(s_t, \pi(s_t))$ represents the reward that the agent receives by taking an action determined by policy π at the present state s_t .

5.0.2 State

We extract a total of 450 observations per participant, per video (15 observations per second). Each observation contains the environmental, the visual features (see section ??), the size and location of the hazardous object if it appears in that frame, the *TTC*, and additional features related to the dynamics of the environment such as the light (day/night), road type (town/highway), weather (sunny/rainy) (see Table 1). It is worth mentioning that the hazardous object location and its size change in each frame, as shown in Fig. 2.

5.0.3 Action

Eye gaze position is represented as a cell number in a grid-based space of each frame. The agent could use the post-decision state approach to go to the next state by taking any actions from the action set [37]. Any of the taken




Figure 2: An example of a created grid-based environment which each cell is the state in MDP, (a) is the first and the last frames of the detected target object through *TTC*, (b) is the grid-based of the first and last frames. The size of each grid cell is equal to the size of the brake light in the first frame (c) visualize the gaze position of the participants in those frames which the green points touch the lead car brake light cells.

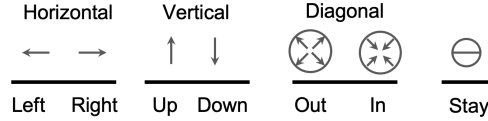


Figure 3: Illustration of the actions in the proposed MDP, give three degrees of freedom to the agent for movement.

actions make a change to the location of the gaze for the next step. It should be noted that the environment (a dash-cam video scene) is changing dynamically; therefore, each cell can be visited more than once. In this study, the agent does not follow an inhibition-of-return (IOR) mechanism in which the currently attended region is prevented from being attended again [38].

5.0.4 Reward function

For this work, we use a linear combination of the features to represent the reward function: $R(s, a) = w^T \Phi(s, a)$ where w is the weight vector, and $\Phi(s, a)$ is the feature vector where each element is a single feature point in state-action space. Feature points are binary (certain argument exists or not) and categorical.

Features	Value	Algorithm
Hazardous state	0/1	RF, SVM, χ^2
Light	0/1	RF, SVM
Road type	0/1	RF, χ^2
Speed	categorical	RF, SVM
Traffic density	categorical	RF, SVM, χ^2
Time-to-first-fixation (TTF)	number	RF, SVM, χ^2
Time-to-collision (TTC)	number	RF, SVM, χ^2
Weather	0/1	RF

Table 2: Important Features for the classification

6 Method

Here, we introduce RL and IRL frameworks where the agent is interacting with a stochastic environment modeled as an MDP. The goal in an RL problem is to find a policy that is optimal in a certain sense.

6.1 Reinforcement Learning

Reinforcement learning is about learning what actions to take in order to maximize a numerical reward. The agent voluntarily explores the set of actions that lead it to the highest rewards. By assigning small negative rewards for every action and large positive rewards for successful task completion, the agent can be trained to act in a task-oriented and efficient manner without being provided with explicit examples of ideal behavior or even how a given task needs to be completed [35, 36]. The emphasis of RL is on learning by an agent which directly interacts with its surrounding

environment, without requiring perfect supervision or complete models of the environment [36, 39, 40, 41]. Therefore, RL approaches to lighten the strong dependency on environment models and dynamics [42, 43].

Driving is a multi-agent interaction problem; in our case, we focus on a rear-end collision, which is an interaction with other cars on the road. This type of interaction depends on behaviors of other drivers so it is full of uncertainty. It has even been argued that drivers employ some sort of online reinforcement learning to understand the behavior of other drivers [44].

In this study, we capture a pattern of visual attention allocation of *FA* participants to use for quantifying the probability of missing the hazardous object in any frame of the videos. The goal is replicating the eye fixation behaviors of the *FA* participants using RL. The MDP model of the visual attention allocation has been used to obtain such a pattern. We use Q-learning that learns the optimal policy employing the agent’s experiences.

6.1.1 Q-learning in visual attention allocation sequence

Q-learning is a simple way for the agent to learn how to act optimally in an MDP formulation. It works by successively improving its evaluations of the quality of particular actions at certain states [45]. The state-action value Q^π emphasizes on the value of the first-choice actions starting at the current state. $Q^\pi(s_t, a_t)$ indicates the expected discounted cumulative reward starting at state s_t , taking action a_t and then following policy π , afterwards. The values of two sequential states of the MDP are related and satisfy the following equation (Bellman equation).

We use Deep Q-Network (DQN) that utilizes deep neural network to extend the action-value functions of the agent by using Q-learning. As shown in Fig. ??-a, the DQN takes the state representations as input and gives the value of seven actions as output. A DQN incorporates a replay-memory to collect various experiences and learns from them in the long run. Therefore, the tuples of observed experiences have been stored in a replay memory. In DQN, the policy followed is ϵ -greedy which gradually shifts from exploration to exploitation, according to the value of ϵ . During exploration, the agent is allowed to choose one random action from a set of positive actions (or any action if there are not any positive actions). During exploitation, the agent selects actions greedily based on the learned policy and learns from its successes and failures. For the exploration, it does not proceed with random actions. In our case, a guided-exploration strategy [46] has been used, which is based on a demonstration by experts (all of the *FA* participants) to the agent since the environment knows the ground truth of detected hazardous object and the reward function is calculated to the linear function.

6.2 Inverse Reinforcement Learning

So far, we have learned the visual attention reward function in RL through extracting important features by utilizing RF and SVM algorithms for a desired eye fixation policy (obtained from *FA* participants, see section 5.0.4 for further details). The approach in section 6.1 is not convenient to use if the prior knowledge of the reward function is not sufficient. However, one way to approach this problem is to learn the optimal visual attention allocation policy from demonstrations performed by *FA* participants. This approach is called Inverse Reinforcement Learning (IRL) framework [47, 48].

Abbeel and Ng motivated the use of IRL for learning driving styles [46]. They pointed out that drivers typically trade-off many different factors such as avoiding collisions, monitoring traffic rules, and minimizing the risk of unexpected events, all of which we would have to weigh when specifying a reward function [49]. Driver behavior is determined by a large number of parameters, and manually defining them involves tedious tuning by motion planning experts [50, 51, 52].

We apply a “learning from demonstration approach” that allows the participants to simply demonstrate their preferred visual attention allocation sequence. We explain maximum entropy principle that can be used to recover the unknown reward function, which can then be used to learn the eye fixation policy using the given *demonstrations*, which is the histories of the agent’s behaviors consisting of the past states and actions.

6.2.1 Maximum Entropy

In the basic maximum entropy formulation, one is given a set of samples from a target distribution as well as a set of constraints on this distribution, and then one estimates its distribution using the maximum entropy w.r.t to the constraints [48, 53]. The maximum entropy principle finds a distribution satisfying the constraints with the largest remaining uncertainty. In inverse reinforcement learning problems, however, one is given a number of time histories of the agent’s behaviors consisting of the past states and actions [49], *demonstrations*. The maximum entropy principle has been applied to solve inverse reinforcement learning problems by Ziebart [48], for the condition where the reward function depends only on the current state, and it was formulated via a linear combination of feature functions, $R(s) = \sum_i w_i \phi_i = w^T \Phi(s)$, where w and $\Phi(s)$ are the weight and feature vectors, respectively. Note that in Ziebart work, the feature vector $\Phi(s)$ is only a function of state s , and the actions were not considered.

IRL, when used with maximum entropy, needs to have knowledge about the state transition model $P(s'|s, a)$. Thus, we employ Q-learning to obtain insight into the visitation count of each state-action-state sequence (e.g. calculate the probability for each possible result of the state transition). However, we do not need to know the state transition model since it is single step maximum entropy. Your work provides further information about this process [54].

7 Result

We formulate the visual attention allocation sequence of passive drivers with both the RL and IRL frameworks and present the results of our analysis below. All implementation code can be found on GitHub¹.

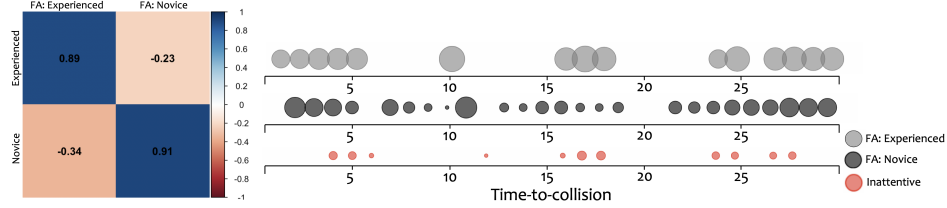


Figure 4: **(left)** The correlation between the different visual allocation sequences and participants driving experience. Experienced drivers have more than 10 years of experience, Novice drivers have less than 3 years of driving experience, **(right)** The eye fixation sequence on the lead car brake light during the TTC for distinct categories of fully attentive drivers. The size of each point is corresponding to the average fixation duration which smaller points shows a shorter fixation. We visualize the least TTC which takes two seconds (30 frames), in this plot.

7.1 Visual Attention Allocation

Since our RL and IRL frameworks were built upon the performance of FA participants, we only focus on them and name the eye fixation pattern of the experienced FA participants as “FA: *experienced*”, and the pattern of the novice FA participants as “FA: *novice*”. These patterns are highly correlated to the driving experience of FA participants (see Fig. 4-left plot). We ran a factorial repeated-measure ANOVA on two visual features- the fixation duration and TTFF- of participants, using driving experience (“experienced” vs “novice”) as a factor. Besides, as a manipulation check, the experienced participants had significantly higher fixation duration on the brake lights than novice participants ($F = 24.384, p < .000$). It also shows that experienced drivers had significantly lower TTFF on the brake lights than novice drivers ($F = 9.538, p < .002$).

The overall characteristics of each eye fixation pattern have been visualized in Fig. 4-right plot (to enhance the understating of these patterns, the inattentive drivers’ eye fixation pattern is also visualized). The novice drivers have fewer eye fixations points with short duration during TTC but they frequently detect the hazardous object. Whereas the experienced drivers have more eye fixations points with longer duration during TTC but they did not detect the hazardous object as frequent as the novice drivers. These results are supported by the findings in [55] and [11]. Moreover, the experienced drivers found the hazardous object during TTC much faster than the novice drivers as indicated by sooner TTFF.

Based on these distinguishable patterns, we show an eye fixation policy for each of them by using the RL framework. These policies have been found by using the learned features of the reward function in section 5.0.4. The Table 7.1 shows the weight values w_1 and w_2 of corresponding features for each of the policies. The desired visual attention allocation by learning w_1 is to show FA: *novice* pattern, which can be described as follows: 1) the drivers try to find the target vehicle brake light as soon as their notice of existence of the hazardous object takes place, 2) the drivers actively look for the target vehicle brake light, 3) the detected hazardous object enters the spectrum of a drivers’ awareness during TTC.

The desired visual attention allocation by learning w_2 is to show FA: *experienced* pattern, which can be described as follows: 1) the drivers detect the lead car brake light at earliest opportunity, mainly when the hazardous object appears, 2) the drivers direct their attention to other objects in a scene, 3) the drivers switch their eyes over to the hazardous object infrequently during TTC.

¹<https://github.com/soniabaee/eyeCar>

The desired eye fixation pattern depends on the initial state of the drivers and their awareness of the environmental dynamic (understanding of the context). As shown in *FA:novice* and *FA:experienced* patterns, early detection of the hazardous object can often lead to not having a collision however; later detection could increase the likelihood of having a crash. Therefore, TTFF could be a good indicator of a potential collision and important features in a reward function as a punishment. Additionally, the target vehicle brake light location is the ideal location for a driver to look at during TTC to have a better understanding about the driving situation. Thus, the location of the hazardous object has a greater reward than other locations in the environment, which encourage correct response to rewards.

Features	w_1	w_2
Time to First Fixation	-0.576	-0.754
Hazardous state	0.682	0.410

Table 3: The features and the weights for reinforcement learning

8 Discussion

Due to the growing number of vehicles and promising advancements of assisting systems, the cooperation of human drivers and automated systems is considered as a key emerging technology for enhancement of road safety and driving experience. The purpose of this study was to design a framework whereby not only the active engagement of drivers for perception and assessment of hazards can be measured, but also their level of attentiveness with respect to the most attentive drivers can be compared. The proposed frameworks identify how the process of visual attention allocation of a passive driver who does an excellent job of performing a supervisory task can be learned. This is the first study, to the best of our knowledge, to examine the association of eye fixation patterns of passive drivers and a hazardous object by using RL and IRL. To that end, we replicated the situation where a passive driver has a fall-back ready role by presenting real-world rear-end videos to participants. The sequence of eye movements were used as the behavioral aspect of visual attention and the eye fixation duration on an area of interest (brake lights of the lead car) was used as an indication of visual decision making.

Furthermore, environmental and visual features allowed us to identify the distinct patterns of eye fixation in rear-end collisions. The results suggested that the order of the attention, the average fixation duration, and the amount of time that takes a participant to look at the hazardous object are crucial features to properly detect and pay attention to a hazardous object. Among attentive participants, we found two different patterns which are highly correlated with their driving experience. Experienced drivers have more frequent eye fixations during TTC and longer fixation durations on the hazardous object, whereas novice drivers have fewer and shorter fixation durations on the hazardous object during TTC. Experienced drivers were more attentive to the situational dynamics and were able to identify potentially hazardous objects before any collisions occurred. These results are consistent with findings of [55] and [11]. To jointly recover novice and experienced driver policies and reward functions, we implemented a model-free IRL method based on the maximum entropy principle. The results showed that the learned features in the RL framework are accurately mapped with the reward function from IRL (*FA:experienced*, 96%, *FA:novice*; 99%).

9 Conclusion

The primary purpose of this study was to conduct an initial framework of visual attention allocation of drivers in semi-autonomous vehicles. We used a stochastic Markov Decision process to model driver eye fixation behavior and achieve desired visual attention allocation behaviors using both RL and IRL framework. By designing the driver's reward function, we can show typical eye behavior using the DQN algorithm to learn the corresponding optimal policies. To be able to recover the policy and the reward function from data, we use model-free IRL based on the maximum entropy principle. Our research reveals several cues that attentive drivers seem to be relying upon to anticipate hazardous objects, and the analytical tools developed could lead to more extensive studies with more realistic driving conditions and further work on this area.

References

- [1] Natasha Merat and John D Lee. Preface to the special section on human factors and automation in vehicles: designing highly automated vehicles with the driver in mind. *Human factors*, 54(5):681–686, 2012.
- [2] Sadayuki Tsugawa. Automated driving systems: Common ground of automobiles and robots. *International Journal of Humanoid Robotics*, 8(01):1–12, 2011.

- [3] Bobbie D Seppelt and John D Lee. Keeping the driver in the loop: Dynamic feedback to support appropriate use of imperfect vehicle control automation. *International Journal of Human-Computer Studies*, 125:66–80, 2019.
- [4] Moritz Körber, Thomas Weißgerber, Luis Kalb, Christoph Blaschke, and Mehdi Farid. Prediction of take-over time in highly automated driving by two psychometric tests. *Dyna*, 82(193):195–201, 2015.
- [5] Victoria A Banks and Neville A Stanton. Keep the driver in control: Automating automobiles of the future. *Applied ergonomics*, 53:389–395, 2016.
- [6] Raja Parasuraman and Dietrich H Manzey. Complacency and bias in human use of automation: An attentional integration. *Human factors*, 52(3):381–410, 2010.
- [7] Bobbie D Seppelt and Trent W Victor. Potential solutions to human factors challenges in road vehicle automation. In *Road vehicle automation 3*, pages 131–148. Springer, 2016.
- [8] Siby Samuel, Avinoam Borowsky, Shlomo Zilberstein, and Donald L Fisher. Minimum time to situation awareness in scenarios involving transfer of control from an automated driving suite. *Transportation research record*, 2602(1):115–120, 2016.
- [9] Aoxue Li, Haobin Jiang, Jie Zhou, and Xinchun Zhou. Learning human-like trajectory planning on urban two-lane curved roads from experienced drivers. *IEEE Access*, 7:65828–65838, 2019.
- [10] Keyvan Golestan, Ridha Soua, Fakhri Karray, and Mohamed S Kamel. Situation awareness within the context of connected cars: A comprehensive review and recent trends. *Information Fusion*, 29:68–83, 2016.
- [11] Amir Rasouli and John K Tsotsos. Joint attention in driver-pedestrian interaction: from theory to practice. *arXiv preprint arXiv:1802.02522*, 2018.
- [12] Ashish Tawari and Byeongkeun Kang. A computational framework for driver’s visual attention using a fully convolutional architecture. In *2017 IEEE Intelligent Vehicles Symposium (IV)*, pages 887–894. IEEE, 2017.
- [13] Amir Bahador Parsa, Homa Taghipour, Sybil Derrible, and Abolfazl Kouros Mohammadian. Real-time accident detection: coping with imbalanced data. *Accident Analysis & Prevention*, 129:202–210, 2019.
- [14] Stefan Klingelschmitt, Florian Damerow, and Julian Eggert. Managing the complexity of inner-city scenes: An efficient situation hypotheses selection scheme. In *2015 IEEE intelligent vehicles symposium (IV)*, pages 1232–1239. IEEE, 2015.
- [15] Armen Der Kiureghian and Ove Ditlevsen. Aleatory or epistemic? does it matter? *Structural Safety*, 31(2):105–112, 2009.
- [16] Constantin A Rothkopf, Dana H Ballard, and Mary M Hayhoe. Task and context determine where you look. *Journal of vision*, 7(14):16–16, 2007.
- [17] John K Tsotsos. Toward a computational model of visual attention. *Early vision and beyond*, pages 207–218, 1995.
- [18] Aaron W Johnson, Kevin R Duda, Thomas B Sheridan, and Charles M Oman. A closed-loop model of operator visual attention, situation awareness, and performance across automation mode transitions. *Human factors*, 59(2):229–241, 2017.
- [19] Andrew M Parkes, Nicholas J Ward, and LLM Bossi. The potential of vision enhancement systems to improve driver safety. *Le Travail Humain*, 58(2):151, 1995.
- [20] Sheila G Klauer, Thomas A Dingus, Vicki L Neale, Jeremy D Sudweeks, David J Ramsey, et al. The impact of driver inattention on near-crash/crash risk: An analysis using the 100-car naturalistic driving study data. 2006.
- [21] Simone Frintrop, Erich Rome, and Henrik I Christensen. Computational visual attention systems and their cognitive foundations: A survey. *ACM Transactions on Applied Perception (TAP)*, 7(1):6, 2010.
- [22] Maria Alessandra Umiltà, Evelyne Kohler, Vittorio Gallese, Leonardo Fogassi, Luciano Fadiga, Christian Keysers, and Giacomo Rizzolatti. I know what you are doing: A neurophysiological study. *Neuron*, 31(1):155–165, 2001.
- [23] Zoya Bylinskii, Ellen M DeGennaro, Rishi Rajalingham, Harald Ruda, Jinxia Zhang, and John K Tsotsos. Towards the quantitative evaluation of visual attention models. *Vision research*, 116:258–268, 2015.
- [24] Ye Xial, Danging Zhang, Jinkyu Kiml, Ken Nakayama, Karl Zipser, and David Whitney. Predicting driver attention in critical situations. pages 658–674, 2018.
- [25] Stefano Alletto, Andrea Palazzi, Francesco Solera, Simone Calderara, and Rita Cucchiara. Dr (eye) ve: a dataset for attention-based tasks with applications to autonomous and assisted driving. In *Proceedings of the IEEE Conference on Computer Vision and Pattern Recognition Workshops*, pages 54–60, 2016.

- [26] Andrea Palazzi, Davide Abati, Francesco Solera, Rita Cucchiara, et al. Predicting the driver’s focus of attention: the dr (eye) ve project. *IEEE transactions on pattern analysis and machine intelligence*, 41(7):1720–1733, 2018.
- [27] Yuan Chang Leong, Angela Radulescu, Reka Daniel, Vivian DeWoskin, and Yael Niv. Dynamic interaction between reinforcement learning and attention in multidimensional environments. *Neuron*, 93(2):451–463, 2017.
- [28] Ruohan Zhang, Zhuode Liu, Luxin Zhang, Jake A Whritner, Karl S Muller, Mary M Hayhoe, and Dana H Ballard. Agil: Learning attention from human for visuomotor tasks. In *Proceedings of the European Conference on Computer Vision (ECCV)*, pages 663–679, 2018.
- [29] Volodymyr Mnih, Nicolas Heess, Alex Graves, et al. Recurrent models of visual attention. In *Advances in neural information processing systems*, pages 2204–2212, 2014.
- [30] Thomas A Dingus, Jonathan M Hankey, Jonathan F Antin, Suzanne E Lee, Lisa Eichelberger, Kelly E Stulce, Doug McGraw, Miguel Perez, and Loren Stowe. *Naturalistic driving study: Technical coordination and quality control*. Number SHRP 2 Report S2-S06-RW-1. 2015.
- [31] Benjamin Wolfe, Ben D Sawyer, Anna Kosovicheva, Bryan Reimer, and Ruth Rosenholtz. Detection of brake lights while distracted: separating peripheral vision from cognitive load. *Attention, Perception, & Psychophysics*, pages 1–16, 2019.
- [32] Ronan O’Malley, Martin Glavin, and Edward Jones. Vehicle detection at night based on tail-light detection. In *1st international symposium on vehicular computing systems*, Trinity College Dublin, 2008.
- [33] Tobias Vogelpohl, Matthias Kühn, Thomas Hummel, and Mark Vollrath. Asleep at the automated wheel—sleepiness and fatigue during highly automated driving. *Accident Analysis & Prevention*, 126:70–84, 2019.
- [34] Alan S Minkoff. A markov decision model and decomposition heuristic for dynamic vehicle dispatching. *Operations Research*, 41(1):77–90, 1993.
- [35] Richard S Sutton, Andrew G Barto, et al. *Introduction to reinforcement learning*, volume 135. MIT press Cambridge, 1998.
- [36] Richard S Sutton and Andrew G Barto. *Reinforcement learning: An introduction*. MIT press, 2018.
- [37] Verena Schmid. Solving the dynamic ambulance relocation and dispatching problem using approximate dynamic programming. *European journal of operational research*, 219(3):611–621, 2012.
- [38] Laurent Itti and Christof Koch. Computational modelling of visual attention. *Nature reviews neuroscience*, 2(3):194, 2001.
- [39] Andrew Y Ng, Stuart J Russell, et al. Algorithms for inverse reinforcement learning. In *Icml*, volume 1, page 2, 2000.
- [40] Michael L Littman. Reinforcement learning improves behaviour from evaluative feedback. *Nature*, 521(7553):445, 2015.
- [41] Stefan Mathe, Aleksis Pirinen, and Cristian Sminchisescu. Reinforcement learning for visual object detection. In *Proceedings of the IEEE Conference on Computer Vision and Pattern Recognition*, pages 2894–2902, 2016.
- [42] Konstantinos Makantasis, Maria Kontorinaki, and Ioannis Nikolos. A deep reinforcement learning driving policy for autonomous road vehicles. *arXiv preprint arXiv:1905.09046*, 2019.
- [43] Xinxi Wang, Yi Wang, David Hsu, and Ye Wang. Exploration in interactive personalized music recommendation: a reinforcement learning approach. *ACM Transactions on Multimedia Computing, Communications, and Applications (TOMM)*, 11(1):7, 2014.
- [44] Ahmad EL Sallab, Mohammed Abdou, Etienne Perot, and Senthil Yogamani. Deep reinforcement learning framework for autonomous driving. *Electronic Imaging*, 2017(19):70–76, 2017.
- [45] Christopher JCH Watkins and Peter Dayan. Q-learning. *Machine learning*, 8(3-4):279–292, 1992.
- [46] Pieter Abbeel and Andrew Y Ng. Apprenticeship learning via inverse reinforcement learning. In *Proceedings of the twenty-first international conference on Machine learning*, page 1. ACM, 2004.
- [47] Shao Zhifei and Er Meng Joo. A survey of inverse reinforcement learning techniques. *International Journal of Intelligent Computing and Cybernetics*, 5(3):293–311, 2012.
- [48] Brian D Ziebart, Andrew L Maas, J Andrew Bagnell, and Anind K Dey. Maximum entropy inverse reinforcement learning. In *Aaai*, volume 8, pages 1433–1438. Chicago, IL, USA, 2008.
- [49] Liting Sun, Wei Zhan, and Masayoshi Tomizuka. Probabilistic prediction of interactive driving behavior via hierarchical inverse reinforcement learning. In *2018 21st International Conference on Intelligent Transportation Systems (ITSC)*, pages 2111–2117. IEEE, 2018.

- [50] Sascha Rosbach, Vinit James, Simon Großjohann, Silviu Homoceanu, and Stefan Roth. Driving with style: Inverse reinforcement learning in general-purpose planning for automated driving. *arXiv preprint arXiv:1905.00229*, 2019.
- [51] Markus Kuderer, Shilpa Gulati, and Wolfram Burgard. Learning driving styles for autonomous vehicles from demonstration. In *2015 IEEE International Conference on Robotics and Automation (ICRA)*, pages 2641–2646. IEEE, 2015.
- [52] Sahand Sharifzadeh, Ioannis Chiotellis, Rudolph Triebel, and Daniel Cremers. Learning to drive using inverse reinforcement learning and deep q-networks. *arXiv preprint arXiv:1612.03653*, 2016.
- [53] Markus Wulfmeier, Peter Ondruska, and Ingmar Posner. Maximum entropy deep inverse reinforcement learning. *arXiv preprint arXiv:1507.04888*, 2015.
- [54] Changxi You, Jianbo Lu, Dimitar Filev, and Panagiotis Tsiotras. Advanced planning for autonomous vehicles using reinforcement learning and deep inverse reinforcement learning. *Robotics and Autonomous Systems*, 114:1–18, 2019.
- [55] Geoffrey Underwood. Visual attention and the transition from novice to advanced driver. *Ergonomics*, 50(8):1235–1249, 2007.