

Deep Self-representative Concept Factorization Network for Representation Learning

Yan Zhang¹ Zhao Zhang^{1,2,*} Zheng Zhang³ Mingbo Zhao⁴ Li Zhang¹ Zhengjun Zha⁵ Meng Wang²

Abstract — In this paper, we investigate the unsupervised deep representation learning issue and technically propose a novel framework called *Deep Self-representative Concept Factorization Network* (DSCF-Net), for clustering deep features. To improve the representation and clustering abilities, DSCF-Net explicitly considers discovering hidden deep semantic features, enhancing the robustness properties of the deep factorization to noise and preserving the local manifold structures of deep features. Specifically, DSCF-Net seamlessly integrates the robust deep concept factorization, deep self-expressive representation and adaptive locality preserving feature learning into a unified framework. To discover hidden deep representations, DSCF-Net designs a hierarchical factorization architecture using multiple layers of linear transformations, where the hierarchical representation is performed by formulating the problem as optimizing the basis concepts in each layer to improve the representation indirectly. DSCF-Net also improves the robustness by subspace recovery for sparse error correction firstly and then performs the deep factorization in the recovered visual subspace. To obtain locality-preserving representations, we also present an adaptive deep self-representative weighting strategy by using the coefficient matrix as the adaptive reconstruction weights to keep the locality of representations. Extensive comparison results with several other related models show that DSCF-Net delivers state-of-the-art performance on several public databases.

Keywords — Unsupervised representation learning, robust deep factorization; deep self-expressive representation; clustering

I. INTRODUCTION

Representation learning from high-dimensional complex data is always an important and fundamental problem in the fields of pattern recognition and data mining [40-50]. To represent data, lots of feasible and effective approaches can be used, of which Matrix Factorization (MF) based models have been proven to be effective for low-dimensional feature extraction and cluster-

ing [24-32][36-39]. Nonnegative Matrix Factorization (NMF) [1] and Concept Factorization (CF) [2] are two most classical nonnegative MF methods. Given a nonnegative data matrix X , both NMF and CF aim to decompose it into the product of two or three nonnegative factors by minimizing the reconstruction error. To be more specific, one factor contains the basis vectors capturing the higher-level features of data and each sample can be reconstructed by a linear combination of the bases. The other factor corresponds to the new low-dimensional representation. Since the nonnegative constraints are applied in NMF and CF, they can obtain local parts-based representations [1]. It is noteworthy that those distinguishing features may be precisely reflected by the key parts (such as eyebrows and ears in face images; directions of textures in texture images and the angular angles in graphs) in reality. As such, the nonnegative constraint can play an essential role in feature representation.

For obtaining the locality preserving feature representations, many MF based methods usually adopt the graph regularization strategy, such as Graph Regularized NMF (GNMF) [3], Locally Consistent CF (LCCF) [4], Self-Representative Manifold Concept Factorization (SRMCF) [5], and some dual-graph regularized methods, e.g., Dual Regularization NMF (DNMF) [6] and Dual-graph regularized CF (GCF) [7]. Specifically, GNMF and LCCF apply the graph Laplacian to smooth the representation and encode the geometrical information of the data space, which allows extracting the new representation with respect to the intrinsic manifold structures. SRMCF constructs the affinity matrix by assigning adaptive neighbors to each sample based on the local distance of learned new representation of the original data with itself as a dictionary [5]. Different from GNMF, LCCF and SRMCF, both DNMF and GCF not only preserve the geometric structures of data manifold but also the feature manifold jointly using the dual-graph regularization. In addition to the above graph regularization strategy, another way to retain the locality is by the local coordinate coding. Local Coordinate CF (LCF) [8], Graph-Regularized LCF (GRLCF) [9] and Graph-Regularized CF with Local Coordinate (LGCF) [10] are several classical methods. The local coordinate coding can enable each sample to be represented of a linear combination with only a few nearby basis concepts so that the locality and sparsity can be discovered simultaneously [8-10].

Although the above-mentioned methods have obtained enhanced representation performance, they still suffer from some drawbacks. (1) Most existing MF based methods aim at factorizing the data in the original visual space that usually contains

¹ School of Computer Science and Technology & Provincial Key Laboratory for Computer Information Processing Technology, Soochow University, Suzhou, China. Emails: zhangyan0712suda@gmail.com, zhangliml@suda.edu.cn.

² Key Laboratory of Knowledge Engineering with Big Data (Ministry of Education) & School of Computer Science and Information Engineering (School of Artificial Intelligence), Hefei University of Technology, Hefei, China. Emails: cszzhang@gmail.com, eric.mengwang@gmail.com.

³ Department of Computer Science, Harbin Institute of Technology (Shenzhen), Shenzhen, China. Email: darrenzz219@gmail.com.

⁴ Department of Electronic Engineering, City University of Hong Kong, Tat Chee Avenue, Kowloon, Hong Kong. Email: mzhao4-c@my.cityu.edu.hk.

⁵ School of Information Science and Technology, University of Science and Technology of China, Hefei, China. Email: zhazj@ustc.edu.cn.

* indicates the corresponding author.

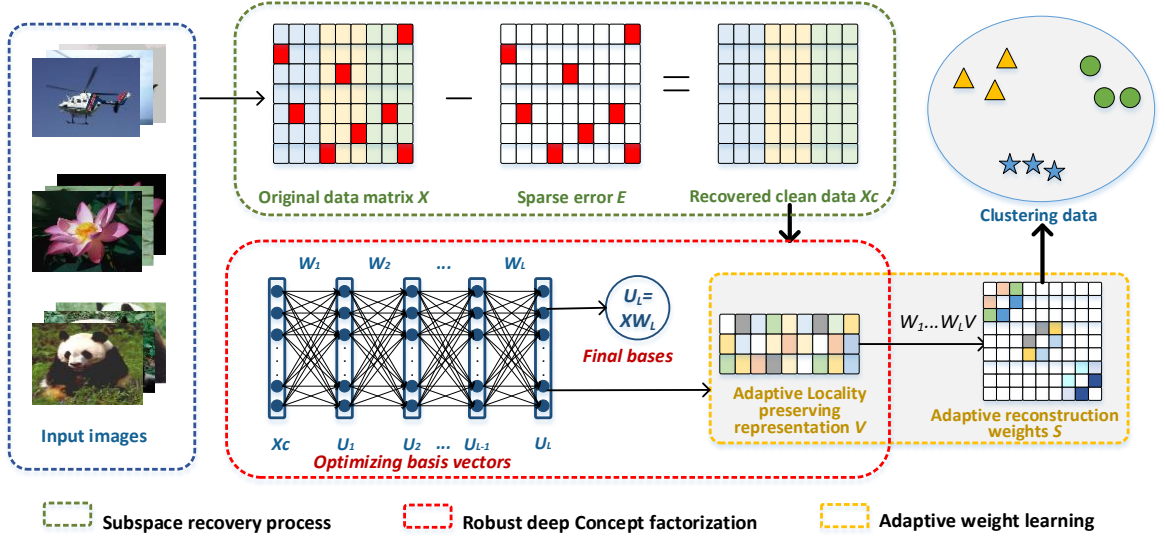


Figure 1: The hierarchical architecture of our proposed DSCF-Net framework.

noise and corruptions, which may directly result in the degraded performance; (2) To preserve the locality of the learned new representation, graph regularization based algorithms, including GNMF, DNMF, LCCF, GRLCF, GCF and LGCF, need to look for the neighbors of each sample by the k -neighborhood or ε -neighborhood. However, it still remains a tricky problem to estimate an optimal k or ε in practice. Moreover, they often pre-compute the graph weights by a separable process before learning the new representations, but such operation cannot ensure the pre-obtained weights as joint-optimal for low-dimensional representation learning. Although recent SRMCF employs the self-representation of original data to construct the affinity matrix to preserve the locality of coefficients, but it also involves an extra graph regularization based on the original data to encode the manifold structures of new representations, so it will clearly suffers from the same tricky issues as GNMF, DNMF, LCCF, GRLCF, GCF and LGCF; (3) The last and most important point is that aforementioned methods are essential single-layer models (i.e., 1-layer), so they can only obtain shallow features. That is, they cannot discover deep semantic features from data, since shallow models directly map visual samples into a latent subspace, while such an operation will implicitly neglect and lose certain important hidden information.

In more recent years, researchers have also investigated the topics of multilayer matrix factorization. One most commonly-used approach of extending the shallow model to deep model is to decompose the observation data matrix iteratively in a number of layers by a cascade connection of L mixing subsystems (L is the number of layers in the deep networks) [11-14]. Multilayer NMF (MNMF) [11], Multilayer CF (MCF) [12], Spectral Unmixing using Multilayer NMF (MLNMF) [13] and Graph Regularized Multilayer CF (GMCF) [14] are some representative models in this category. These multilayer MF models directly take the outputted new representation of a previous layer as the input of the next layer, but this strategy may be ineffective and even unreasonable in reality, since we cannot ensure that the output of previous layer is an optimal representation of the original data and feeding the output of the previous layer

directly to next layer may mislead and degrade the representation learning process of the subsequent layers. Also, since the learnt data representations in the first layer maybe inaccurate and may lose important hidden information, the resulted reconstruction errors may be getting larger and larger with the increasing of layers. In addition, we only transfer the new representation to next layer and thus we need to initialize the basis vectors randomly in each layer, which is also unreasonable empirically. To address these issues, Weakly-supervised Deep MF (WDMF) [15] and Deep Semi-NMF (DSNMF) [16] have provided another approach to construct deep MF models. Specifically, they define the deep network models to discover hidden deep feature information by multiple layers of linear transformations and update the basis concepts in each layer. In this way, WDMF and DSNMF can obtain the hidden deep representation explicitly. But it is worth noting that WDMF and DSNMF still cannot encode the local geometrical structures of learnt new representation in each layer explicitly in an adaptive manner. Besides, they also perform the factorization in original input space that usually has various noise and corruptions that may decrease the performance. We argue that the descriptive abilities and quality of learned feature representations from the first layer will be critical for the subsequent layers.

In this paper, we mainly propose certain effective strategies to overcome the drawbacks of existing MF models and obtain more powerful deep representations for unsupervised clustering. The main contributions of this work are summarized as

(1) A novel Deep Self-representative Concept Factorization network, termed DSCF-Net, is technically proposed for deep feature learning and clustering. DSCF-Net explicitly considers improving the feature representation by mining deep semantic features hidden in data, enhancing the robustness properties of the learning system to noise and preserving the local manifold structures of deep features in an adaptive manner. Fig.1 illustrates the flowchart of our DSCF-Net. We see that DSCF-Net seamlessly integrates the robust subspace recovery, robust deep concept factorization, self-expressive representation learning and adaptive locality preservation into a united framework.

(2) To deliver a better higher-level deep feature representation and well handle the semantic gap, on one hand DSCF-Net designs a hierarchical factorization architecture using the multiple layers of linear transformations to learn the latent representation by a progressive way. Such an operation can automatically learn the intermediate hidden representations and update the intermediate basis vectors in each layer. It is noteworthy that since the basis vectors capture the higher-level features of data and each sample can be reconstructed by a linear combination of the bases, so we believe that optimizing the basis vectors to improve the representation may be more important than optimizing the new representation matrix directly in each layer. Meanwhile, DSCF-Net is modeled as the problem of learning one final representation matrix and L updated sets of basis vectors. On the other hand, DSCF-Net learns the latent deep representation in a recovered clean subspace by leveraging the geometrical, visual and semantic information jointly. Due to the fact that the used subspace recovery process can remove noise and outliers explicitly from original data, both the robust properties and descriptive power of learnt representation in the first layer and subsequent layers can be potentially enhanced.

(3) To obtain the locality-preserving higher-level representations, DSCF-Net introduces an adaptive self-representative weighting strategy. Specifically, our DSCF-Net explicitly uses the coefficient matrix as the adaptive reconstruction weights to preserve local information of new representation in each layer.

We outline the paper as follows. Section II briefly reviews the related works. Our DSCF-Net is presented in Section III. In Section IV, we mainly show the optimization procedures of our DSCF-Net. The comparison of the architectures of exiting single-layer and multilayer CF frameworks are discussed in Section V. Section VI describes the simulation settings and results. Finally, the paper is concluded in Section VII.

II. RELATED WORK

In this section, we review several single-layer and multilayer methods relevant to our proposed DSCF-Net framework.

A. Single-layer CF and SRMCF

Concept factorization [2]. We first briefly introduce the CF model. For a given data matrix $X = [x_1, x_2, \dots, x_N] \in \mathbb{R}^{D \times N}$, where $x_i, i=1, 2, \dots, N$ is a sample vector, N is the number of samples and D is the original dimensionality. Denote by $U \in \mathbb{R}^{D \times r}$ and $V \in \mathbb{R}^{r \times N}$ two nonnegative matrices whose product $UV \in \mathbb{R}^{D \times N}$ is the approximation to X , where the rank r is a constant, by representing each basis by using a nonnegative linear combination of x_i , i.e., $\sum_{i=1}^N w_{ij} x_i$ with $w_{ij} \geq 0$, CF aims at solving the following minimization problem:

$$O = \|X - XWV\|_2^2, \text{ s.t. } W, V \geq 0, \quad (1)$$

where $W = [w_{ij}] \in \mathbb{R}^{N \times r}$, i.e., XW approximates the bases, and V is the learnt new representation of X for clustering.

Self-representative manifold CF (SRMCF) [5]. SRMCF improves CF by integrating the adaptive neighbor structure and manifold regularizers into a unified model. It is noteworthy that CF can be considered as an improved self-representation meth-

od with a learning based dictionary to reveal the global structure of data, and the coefficients of CF carry plentiful semantic meanings. By rewriting the CF model, one can have

$$X \approx XR, \text{ where } R = WV, \quad (2)$$

where $R = WV$ is regarded as the coefficient matrix based on the dictionary using the original data.

To formulate the model, SRMCF involves two similarity matrices S and A to preserve the locality of new representation V and coefficient matrix WV , respectively. Let L_S and L_A denote Laplacian matrices, i.e., $L_S = D_S - S$, $L_A = D_A - A$, where D_S and D_A are two diagonal matrices whose entries are column sums of the similarity matrices S and A respectively. S is defined based on the binary-weighting in the original data space as

$$S_{ij} = \begin{cases} 1 & \text{if } x_i \in N_k(x_j) \text{ or } x_j \in N_k(x_i) \\ 0 & \text{otherwise} \end{cases},$$

where $N_k(x_i)$ is the k -nearest neighbor set of x_i . A can be obtained adaptively based on the coefficient matrix WV by solving the following problem:

$$\min_{A^T \mathbf{1} = \mathbf{1}, 0 \leq A_i \leq 1} \sum_{j=1}^N \|(WV)_i - (WV)_j\|_2^2 A_{ij} + \gamma A_{ij}^2,$$

where γ is a positive parameter and $\mathbf{1}$ is a vector of all ones. Finally, the objective function of SRMCF is formulated as

$$\min_{W, V, A} \|X - XWV\|_2^2 + \lambda_1 \text{tr}(WV L_A V W) + \lambda_2 \text{tr}(V L_S V^T) + \lambda_3 \|A\|_F^2, \quad (3)$$

s.t. $W, V \geq 0, \forall_i A_i^T \mathbf{e} = \mathbf{1}, 0 \leq A_i \leq 1$

where λ_1, λ_2 , and λ_3 are nonnegative tunable parameters. Note that although SRMCF defines the affinity matrix A in an adaptive manner, it still uses the traditional weighting method to define S , so it also faces the difficult issue of identifying k in reality. Note that DSCF-Net avoids this tricky issue by directly using the coefficient matrix as the adaptive reconstruction weight matrix for encoding the locality of V .

B. Weakly-supervised Deep Matrix Factorization (WDMF)

We briefly review the deep architecture of WDMF. Assume that the hierarchical structure has L layers, WDMF factorizes the observed image tagging matrix F into $L+1$ factor matrices, i.e., U, V_L, \dots, V_1 , and the output of first layer is transformed from visual space, i.e., $V_l = W_l X$. Specifically, WDMF applies a deep network to discover the hidden representations as

$$\begin{aligned} F &\leftarrow UV_L \\ V_L &= W_L V_{L-1} \\ &\vdots \\ V_2 &= W_2 V_1 \\ V_1 &= W_1 X \end{aligned}, \quad (4)$$

where $W_l (l=1, 2, \dots, L)$ is the transformation matrix of the l -th layer, U is the latent tag feature matrix in the subspace and V_l is the implicit representation matrix of images in the l -th layer. That is, the problem of WDMF learns one factor U containing the basis vectors and L representation matrices V_L, \dots, V_1 . The unified objective function of WDMF is defined as

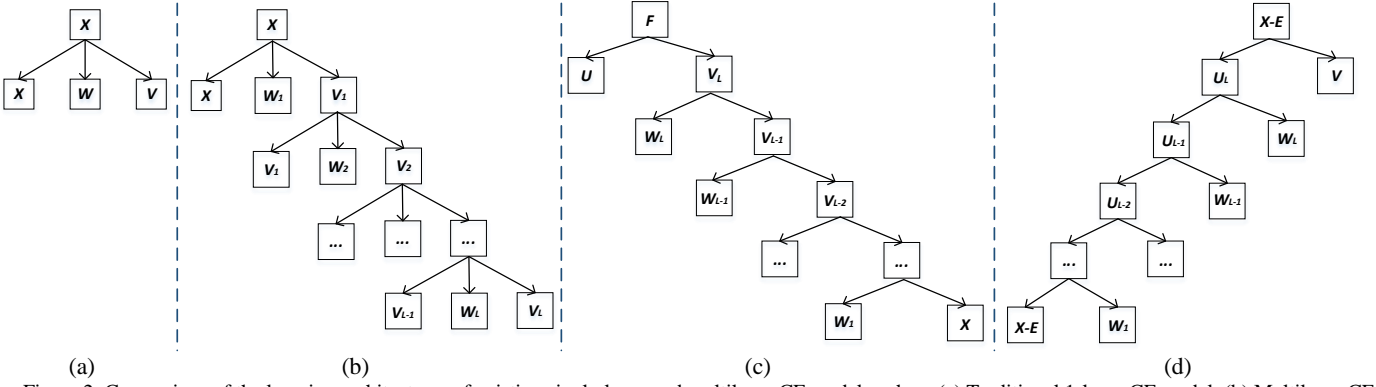


Figure 2: Comparison of the learning architectures of existing single-layer and multilayer CF models, where (a) Traditional 1-layer CF model; (b) Multilayer CF model (e.g., MNMF, MCF, MLNMF and GMCF); (c) WDMF model; (d) Our DSCF-Net model.

$$\begin{aligned} \min_{V, W_L, \dots, W_1} & \frac{1}{2} \|F - UV\|_F^2 + \frac{\alpha}{2} \text{tr}(V_{L-1} G V_{L-1}^T) + \frac{\beta}{2} \text{tr}(U^T P U) \\ & + \frac{\mu}{2} \text{tr}(V M V^T) + \frac{\lambda_1}{2} (\|U\|_F^2 + \sum_{l=1}^L \|W_l\|_F^2) + \frac{\lambda_2}{2} \|W_1\|_{2,1} \\ \text{s.t. } & W_l^T W_l = I \end{aligned} \quad (5)$$

where $V = W_L W_{L-1} \dots W_1 X$, $G = D_B - B$ and $P = (H - I)(H - I)$ are positive semi-definite Laplacian matrices. $B_{i,j}$ measures the semantic relevance between the i -th image and the j -th image, which is defined by using the cosine similarity based on the tagging vectors and D_B a diagonal matrix over B . H is defined as: $H_{i,j} = g_{i,j}$ if $x_j \in N_k(x_i)$ and $H_{i,j} = 0$ otherwise. The local discriminative structure can be well retained, which can also solve the overfitting caused by noisy tagging information. α , β and μ are positive trade-off factors, λ_1 and λ_2 are regularization factors.

III. DEEP SELF-REPRESENTATIVE CONCEPT FACTORIZATION NETWORK (DSCF-NET)

We introduce the formulation of our DSCF-Net in this section. Given data matrix $X = [x_1, x_2, \dots, x_N] \in \mathbb{R}^{D \times N}$, we design a deep hierarchical structure that has L layers. Since the basis vectors capture the higher-level features of data and each sample is reconstructed by a linear combination of the bases, DSCF-Net aims to find $L+1$ nonnegative matrices, and is formulated as the problem of learning one representation matrix V and L sets of basis vectors, i.e., U_1, U_2, \dots, U_L .

Since real-world original data X usually have various noise and errors, DSCF-Net also considers improving the robustness properties to noise by using subspace recovery. Specifically, DSCF-Net performs the hierarchical factorization over recovered clean data $X-E$ rather than the original data X so that the representation ability can be enhanced, where E is the sparse error by $L_{2,1}$ -norm regularization, i.e., $\|E\|_{2,1}$. As a result, the factorization process of our DSCF-Net is obtained as

$$\begin{aligned} (X - E) & \leftarrow U_L V \\ U_L & = U_{L-1} W_L \\ & \vdots \\ U_2 & = U_1 W_2 \\ U_1 & = (X - E) W_1 \end{aligned} \quad (6)$$

where U_l ($l=1, 2, \dots, L$) is the set of basis vectors of the l -th layer in the recovered clean visual subspace and W_l ($l=1, 2, \dots, L$) is the intermediate matrix for updating the basis vectors. Finally, the product $U_L V$, which is also equivalent to $(X-E)W_1 \dots W_L V$, is the reconstruction of the original data. In other words, the total reconstruction error can be defined as

$$J_1 = \|(X - E) - (X - E)W_1 \dots W_L V\|_F, \quad (7)$$

where $(X - E)W_1 \dots W_L V$ is called deep basis vectors and V is the new deep low-dimensional representation of the original data. According to SRMCF [5], the reconstruction can be rewritten as $(X - E) = (X - E)R$, where $R = W_1 \dots W_L V$ can be similarly regarded as the meaningful coefficient matrix based on the clean dictionary of recovered data matrix $X-E$, and the coefficients can be used to characterize the locality and similarity between samples or features. Note that the coefficient matrix UV of SRMCF is directly based on the dictionary of the original data X that usually contains noise, so the resulted coefficient matrix of our DSCF-Net will be potentially more accurate than that of SRMCF in practice. Moreover, we adopt a different weighting strategy as SRMCF. That is, we directly use the coefficient matrix $R = W_1 \dots W_L V$ in each layer as the adaptive reconstruction weights to encode and preserve the locality of learned new representation V , which is clearly different from SRMCF that involves an extra graph regularization on the original data to retain the locality of V . Then the locality preserving constraint of DSCF-Net is defined as

$$J_2 = \|V - V(W_1 \dots W_L V)\|_F^2 + \|W_L V\|_F^2. \quad (8)$$

Based on the reconstruction error J_1 and locality preserving constraint J_2 , the objective function of DSCF-Net is defined as

$$\begin{aligned} \min_{W_1, \dots, W_L, V, E} & J_1 + \alpha J_2 + \gamma \|E\|_{2,1} \\ & = \|(X - E) - (X - E)W_1 \dots W_L V\|_F \\ & + \alpha (\|V - V(W_1 \dots W_L V)\|_F^2 + \|W_L V\|_F^2) + \gamma \|E\|_{2,1} \\ \text{s.t. } & \forall_{l \in \{1, 2, \dots, L\}} W_l \geq 0, V \geq 0 \end{aligned} \quad (9)$$

where $\alpha, \gamma \geq 0$ are trade-off parameters, the $L_{2,1}$ -norm $\|E\|_{2,1} = \sum_{j=1}^N \sqrt{\sum_{i=1}^n |E_{i,j}|^2}$ can make the error term E column sparse. To facilitate the optimization, we include an auxiliary variable S

to relax the locality preserving constraint. The relaxed optimization problem can be written as

$$\begin{aligned} \min_{W_1, \dots, W_L, V, E, S} & \left\| (X - E) - (X - E)W_1 \dots W_{L-1}W_LV \right\|_F \\ & + \alpha \left(\|S - W_1 \dots W_{L-1}W_LV\|_F^2 + \|W_LV\|_F^2 \right), \\ & + \beta \|V - VS\|_F^2 + \gamma \|E\|_{2,1} \\ \text{s.t. } & \forall_{l \in \{1, 2, \dots, L\}} W_l \geq 0, V \geq 0 \end{aligned} \quad (10)$$

where $\beta \geq 0$ is also a trade-off parameter. Next, we detail the optimization procedures of our DSCF-Net.

IV. OPTIMIZATION

From the objective function of DSCF-Net, we can find that the involved several variables, i.e., W_l ($1 \leq l \leq L$), V , S and E , depend on each other, so they cannot be solved directly. Following the common procedures, we propose an iterative optimization strategy by using the Multiplicative Update Rules (MUR) method for local optimal solutions. Specifically, we solve the problem by updating the variables alternately and compute one of the variables each time by fixing others. The detailed optimization procedures of DSCF-Net are shown as follows:

1) Fix others, update the factors W_l and V :

When the other variables are fixed, we can update matrices W_l and V by solving the objective function. For the l -th layer, W_1, \dots, W_{l-1} are all constants, and we define $\Pi_{l-1} = W_1 \dots W_{l-1}$. By using X_c to denote the recovered clean data, i.e., $X - E$, the problem associated with W_l and V can be defined as

$$\begin{aligned} \min_{W_l, V} & \|X_c - X_c \Pi_{l-1} W_l V\|_F + \alpha \left(\|S - \Pi_{l-1} W_l V\|_F^2 + \|W_l V\|_F^2 \right) \\ & + \beta \text{tr}(V^T Q V), \quad \text{s.t. } W_l \geq 0, V \geq 0 \end{aligned} \quad (11)$$

where $Q = (I - S)(I - S)^T$ and I is an identity matrix. Let ψ_{ik} and ϕ_{ik} be the Lagrange multipliers for the constraints $(W_l)_{ik} \geq 0$ and $v_{ik} \geq 0$, and $\Psi = [\psi_{ik}]$, $\Phi = [\phi_{ik}]$, the Lagrange function of the above problem can be constructed as

$$\begin{aligned} \min_{W_l, V} & \|X_c - X_c \Pi_{l-1} W_l V\|_F + \alpha \left(\|S - \Pi_{l-1} W_l V\|_F^2 + \|W_l V\|_F^2 \right) \\ & + \beta \text{tr}(V^T Q V) + \text{tr}(\Psi W_l^T) + \text{tr}(\Phi V^T) \end{aligned} \quad (12)$$

For ease of representation, we use notation O_l to denote the objective function of the above problem. Then, the variables W_l and V can be alternately updated by fixing other variables. The derivatives of O_l w.r.t. W_m and V are computed as follows:

$$\begin{aligned} \partial O_l / \partial W_l & = 2 \left(\Pi_{l-1}^T K_c W V V^T - \Pi_{l-1}^T K_c V^T \right) \\ & + 2\alpha \left(-\Pi_{l-1} S V^T + \Pi_{l-1}^T \Pi_{l-1} W V V^T \right) + \Psi, \end{aligned} \quad (13)$$

$$\begin{aligned} \partial O_l / \partial V & = 2 \left(W^T \Pi_{l-1}' K_c \Pi_{l-1} W V - W^T \Pi_{l-1}' K_c \right) \\ & + 2\alpha \left(W^T \Pi_{l-1}' \Pi_{l-1} W V + W^T W V - W^T \Pi_{l-1}' S \right), \\ & + 2\beta V Q^T + \Phi \end{aligned} \quad (14)$$

where $K_c = X_c^T X_c$. By using the KKT conditions $\psi_{ik}(w_l)_{ik} = 0$ and $\phi_{ik}v_{ik} = 0$, we can obtain the updating rules as

Algorithm 1: Optimization procedures of DSCF-Net

Inputs: Training data X , constant r and parameters α, β, γ .

Initialization: Initialize the variables W , and V as random matrices; initialize S and E as zero matrices; initialize D to be an identity matrix; $\varepsilon = 10^{-3}$; $t = 0$.

For fixed number m of layers:

While not converged do

1. Update the matrix factors W_l and V by Eqs.(15-16);

2. Update the auxiliary matrix S by Eq.(18);

3. Update the sparse error E by Eq.(21) and update the entries of the diagonal matrix D by $d_{ii} = 1 / (2\|e_i\|_2)$;

End while

Output: The learned deep new representations V^* .

$$(w_l)_{ik} \leftarrow (w_l)_{ik} \frac{(\Pi_{l-1}^T K_c V^T + \alpha \Pi_{l-1}^T S V^T)_{ik}}{(\Pi_{l-1}^T K_c \Pi_{l-1}^T W V V^T + \alpha \Pi_{l-1}^T \Pi_{l-1} W V V^T + \alpha W V V^T)_{ik}}, \quad (15)$$

$$v_{ik} \leftarrow v_{ik} \frac{(W^T \Pi_{l-1}' K_c + \alpha W^T \Pi_{l-1}' S)_{ik}}{(W^T \Pi_{l-1}' K_c \Pi_{l-1}' W V + \alpha W^T \Pi_{l-1}' \Pi_{l-1} W V + \alpha W^T W V + \beta V Q^T)_{ik}}. \quad (16)$$

2) Fix others, update the auxiliary variable S :

With obtained W_l and V , we can use them to update the auxiliary variable S by solving the following problem:

$$\begin{aligned} \min_S O_2 & = \alpha \|S - \Pi_l V\|_F^2 + \beta \|V - VS\|_F^2 \\ & = \alpha \text{tr}((S - \Pi_l V)(S - \Pi_l V)^T) + \beta \text{tr}((V - VS)(V - VS)^T), \end{aligned} \quad (17)$$

where $\Pi_l = W_1 \dots W_{l-1} W_l$. Then, the variable S can be obtained by setting the derivative of O_2 w.r.t S to zero:

$$\begin{aligned} \partial O_2 / \partial S & = \alpha (S - \Pi_l V) + \beta (V^T V S - V^T V) = 0 \\ \Rightarrow S & = (\alpha I + \beta V^T V)^{-1} (\alpha \Pi_l V + \beta V^T V) \end{aligned} \quad (18)$$

3) Fix others, recover the sparse error E :

After calculating W_l , V and S , we can easily update the sparse errors E by solving the following reduced formulation:

$$\min_E O_3 = \|(X - E) - (X - E)W_1 \dots W_{l-1}W_lV\|_F + \gamma \|E\|_{2,1}. \quad (19)$$

By the properties of $L_{2,1}$ -norm, we have $\|E\|_{2,1} = 2\text{tr}(E^T D E)$, where D is a diagonal matrix with $d_{ii} = 1 / (2\|e_i\|_2)$ being its entries, and e_i is the i -th column vector of E . If each $e_i \neq 0$, the above formulation can be approximated as

$$\min_E O_3 = \|(X - E)(I - W_1 \dots W_{l-1}W_lV)\|_F + \gamma \text{tr}(E^T D E). \quad (20)$$

Let $\Theta_l = I - W_1 \dots W_{l-1}W_lV$, then we can update E by computing the derivative of the above problem O_3 w.r.t. E as

$$\begin{aligned} \partial O_3 / \partial E & = 2(E - X)\Theta_l \Theta_l^T + 2\gamma E D = 0 \\ \Rightarrow E & = X \Theta_l \Theta_l^T (\Theta_l \Theta_l^T + \gamma D)^{-1}. \end{aligned} \quad (21)$$

For complete presentation of our DSCF-Net, we summarize the optimization procedures of our DSCF-Net in Algorithm 1, where the diagonal matrix D is initialized as an identity matrix.

DSCF-Net mainly optimizes the basis vectors to improve the representation V that is the major variable. To ensure the representation V to converge, the stopping condition is simply set to $\|V^{t+1} - V^t\|_F^2 \leq \varepsilon$, which measures the difference between sequential representation matrices V s and it can make sure that the representation result will not change drastically.

V. DISCUSSION AND SOME REMRKS

In this section, we mainly compare the architectures of exiting single-layer and multilayer CF frameworks in Fig.2. As shown in Fig.2(a), the single-layer CF model obtains the basis vectors and new representation directly from given data by 1-layer, so it fails to discover the deep hidden semantic and structure information. As shown in Fig.2(b), those traditional multilayer CF models, e.g., MNMF, MCF, MLNMF and GMCF, directly use the output of previous layer (i.e., intermediate representation V) as the input of subsequent layer, without properly considering the optimization of new representation and basis vectors in each layer. Besides, since one cannot ensure the intermediate representation V from the previous layer to be a good representation for subsequent layer, which may cause the degraded results. Different from traditional single-layer and multilayer CF models, WDMF and DSCF-Net explicitly consider optimizing the new representation in each layer, as can be seen from Figs.2(c) and (d). But it should be noted that our DSCF-Net differs from WDMF in several aspects. First, the strategies of optimizing the new representation in each layer are different. Specifically, WDMF aims at fixing the basis vectors and optimizes the representation V directly in each layer, while our DSCF-Net aims at optimizing the basis vectors to improve the new representation V indirectly in each layer. The major benefit of this strategy used in DSCF-Net is that the basis vectors capture the higher-level features of samples, so we believe that the procedure of reconstructing given sample by a linear combination of the bases will be more accurate if we can obtain a set of optimal basis vectors, which will also be verified by simulations. Second, their learning tasks are different. WDMF mainly focuses on the social image understanding tasks, i.e., tag refinement, tag assignment and image retrieval, and the initial input of WDMF is the tagging matrix F rather than image data. While DSCF-Net mainly extracts new feature representations from the original images and the input is image data. Third, the locality preserving strategies are different. From the definition of H , it is clear that WDMF still suffers from the tricky issue of selecting k in reality. In addition, B and H are pre-calculated based on the image tagging matrix and samples respectively, it is not guaranteed to obtain optimal results of subsequent representation learning. While the locality of the new representation in DSCF-Net is not pre-calculated, since it is jointly optimized in our model. Furthermore, the locality the new representation is preserved adaptively in our model.

VI. EXPERIMENTAL RESULTS AND ANALYSIS

In this section, we mainly perform simulations to examine the data representation and clustering performance of our DSCF-Net. The results of our DSCF-Net are mainly compared with several traditional single-layer matrix factorization models

(i.e., GNMF [3], DNMF [6], LCCF [4], LCF [8]) and several deep factorization models (i.e., MNMF [11], MLNMF [13], MCF [12] and GMCF [14]). For fair comparison, the parameters of each method are carefully chosen from the candidate set, and the averaged results are reported.

In our study, three public image databases are involved, i.e., ETH80 object database [22], COIL100 object database [23] and MIT CBCL face database [21]. Following the common procedures, all the face and object images are resized into 32×32 pixels, i.e., each image is represented by a 1024-D vector. We perform all the experiments on a PC with Intel Core i5-4590 CPU @ 3.30 GHz 8G.

A. Visual Image Analysis by Visualization

We firstly compare the locality representation power by visualizing the reconstruction weight matrix S of our DSCF-Net, the binary weights used in DNMF and GNMF, and the Cosine similarity weights used in LCCF and GMCF. COIL100 object database is used and we randomly choose 200 images from first five classes to construct the adjacency graphs. The number of the nearest neighbors is set to 7 [20] for other evaluated weighting method for fair comparison. The visualization results are shown in Fig.3, where we show the adaptive weights obtained by DSCF-Net in the first and third layers. We can easily find that: 1) the constructed weight matrices by different weighting ways have approximate block-diagonal structures; 2) more noisy or wrong inter-class connections are produced in the Binary weights and Cosine Similarity weights than ours; 3) the structures of our adaptive weights in the third layer is better than the first layer, which means that our deep model can potentially improve the representation and locality.




Figure 3. Visualization comparison of constructed weights.

B. Quantitative Clustering Evaluation

We evaluate the clustering performance of each algorithm. For quantitative evaluation, we employ two widely used clustering evaluation metrics, i.e., Accuracy (AC) and F-score [17-18].

Table 1. Clustering performance of each evaluated method based on three public image databases.

Methods	Clustering Accuracy														
	ETH80 object database					COIL100 object database					MIT CBCL face database				
	K=2	K=3	K=4	K=5	K=6	K=2	K=3	K=4	K=5	K=6	K=2	K=3	K=4	K=5	K=6
GNMF	88.50	67.98	56.83	49.20	37.51	86.67	83.60	68.14	68.00	60.38	81.84	51.60	48.60	38.19	35.35
DNMF	87.59	66.91	56.91	47.74	37.62	85.38	84.25	70.39	67.67	62.35	82.04	51.91	46.71	38.86	34.42
LCCF	91.20	63.98	61.97	63.00	54.79	75.82	73.57	64.04	73.64	68.69	74.75	73.43	65.93	57.04	55.32
LCF	91.22	62.95	50.48	42.50	32.17	91.14	76.60	67.58	69.19	64.53	68.49	45.52	44.41	35.52	31.91
MNMF	73.45	53.15	47.16	47.15	39.40	69.44	60.99	58.28	58.90	54.44	71.55	61.17	62.50	54.51	56.62
MCF	74.62	54.61	53.24	50.98	39.92	69.36	62.88	56.03	53.08	52.30	79.46	61.80	57.96	56.91	52.82
MLNMF	77.27	64.89	63.74	55.15	41.59	65.72	60.61	54.84	50.70	50.49	68.95	56.43	58.20	56.80	57.94
GMCF	79.19	66.21	57.79	52.95	51.83	94.62	83.21	59.90	71.07	63.55	72.97	68.27	70.69	52.04	52.46
Ours	93.79	75.92	68.14	65.13	56.75	96.84	86.36	75.33	77.65	70.33	89.46	71.06	70.73	58.82	54.98
Methods	F-score values														
	ETH80 object database					COIL100 object database					MIT CBCL face database				
	K=2	K=3	K=4	K=5	K=6	K=2	K=3	K=4	K=5	K=6	K=2	K=3	K=4	K=5	K=6
GNMF	86.27	61.50	53.54	43.41	32.00	82.72	81.59	62.41	64.73	54.64	71.17	42.61	39.78	32.84	28.69
DNMF	84.55	62.21	54.18	42.67	32.30	82.32	81.39	63.38	64.29	56.37	71.01	43.25	38.70	33.10	28.20
LCCF	91.15	58.55	60.88	58.04	53.28	68.35	65.76	56.36	69.38	62.67	69.89	67.53	59.14	51.53	53.51
LCF	91.49	56.48	57.49	38.89	27.23	89.11	76.29	63.98	66.57	59.81	58.29	38.18	37.22	33.61	27.14
MNMF	65.14	45.83	43.96	37.77	32.59	64.52	54.35	50.36	51.22	47.52	66.05	53.02	52.96	48.25	50.14
MCF	65.63	49.03	45.41	39.68	30.30	66.64	54.65	51.33	49.50	42.65	73.96	52.68	48.13	50.10	46.16
MLNMF	66.54	56.04	55.27	48.98	32.24	61.24	52.27	46.08	43.38	41.76	61.91	47.44	48.99	48.40	49.35
GMCF	75.62	62.52	60.32	50.81	46.41	94.75	81.49	64.39	69.79	63.20	72.11	68.41	66.69	43.99	55.65
Ours	93.13	69.58	63.73	58.80	53.59	92.89	82.87	69.45	75.90	66.12	87.59	66.25	57.40	50.86	56.21

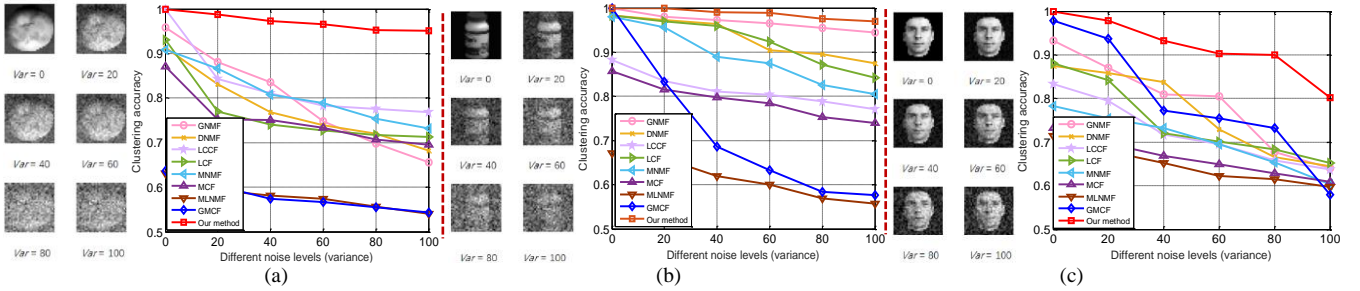


Figure 4: Clustering accuracies of each method on (a) ETH80, (b) COIL100, and (c) MIT CBCL against different levels of noises.

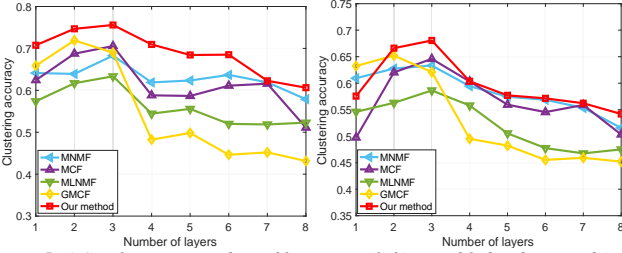


Figure 5: AC values vs. Number of layers on (left) ETH80 database and (right) MIT CBCL database.

ETH80, COIL100 and MIT CBCL are evaluated, which contains 3280/7200/3240 images from 80/100/10 classes respectively. For each evaluated method, we perform K-means clustering on the learnt new representation V . Specifically, following the common procedures [19-20], for each fixed K of clusters, we randomly choose K categories to form the input data matrix X for representation learning and data clustering. In this study, the value of K varies from $\{2, 3, 4, 5, 6\}$. For each method, the rank r is set to $K+1$ as [20], and we average the numerical results over 30 random selections of K categories. The clustering results of AC and F-score over different values of K are shown in Table I. We find that: 1) the clustering results of each method usually decrease with the increasing of K ; 2) deep matrix factorization methods (MNMF, MCF, MLNMF

and GMCF) generally obtain the enhanced clustering performance than the single-layer GNMF, DNMF, LCCF and LCF for $K=4/5/6$, and our DSCF-Net delivers higher values of AC and F-score than other compared methods in most cases.

C. Image Clustering against Corruptions

In this study, we prepare experiments to evaluate each method for clustering corrupted image data. To corrupt the data matrix X , we add random Gaussian noise with the variance being 0-100% with interval 20% into the selected pixels of images. Note that the position of the corrupted pixels it is unknown to users and the clustering accuracies by K-means clustering over corrupted noisy images with various levels of noise are illustrated in Fig.4. The results are obtained by choosing two categories and the AC values are averaged over 30 runs to avoid the randomness. We conclude that: 1) the AC values of each algorithm go down with the increasing noise levels in general; 2) our method outperforms the other algorithms in this study, which may be attributed to the fact that our DSCF-Net incorporates the error correction procedure into the representation learning and the factorization procedures are performed in the recovered clean data in each iteration.

D. Clustering with Different Numbers of Layers

We investigate the effects of different number of layers on the

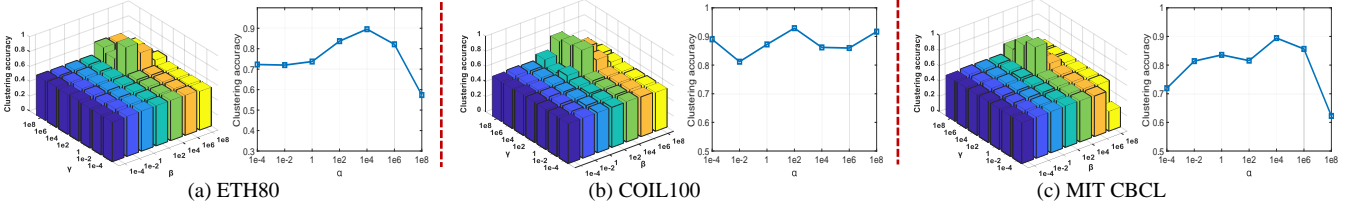


Figure 6: Clustering accuracies vs. varied parameters of our DSCF-Net method based on the evaluated databases.

clustering results of each multilayer model, i.e., MNMF, MCF, MLNMF, GMCF and our DSCF-Net. In this study, we aim to fix the data matrix, vary the number of layers from $\{1, 2, \dots, 8\}$ and report the averaged clustering accuracies. ETH80 and MIT CBCL databases are used as the examples. For each database, we randomly choose four classes and average the results over 100 random selections to avoid the randomness. The AC values under different number of layers are shown in Fig.5, from which we can find that: 1) our method delivers the highest AC values in most cases; 2) generally, the AC value firstly increases with the increase of number of layers, but it start to decrease when the number of layers gets larger. It can also be found that most compared methods obtain the highest accuracy when the number of layers is 3, so we set the number of layers to 3 for all deep models for fair comparison.

E. Parameter Sensitivity Analysis

In this study, we explore the effects of model parameters on the clustering performance of DSCF-Net that has three trade-off parameters, i.e., α , β and γ . Since the optimal parameter selection is still an open issue, we adopt the widely-used grid search strategy [34-35] in our experiments to select the most important parameters. In this study, K is simply set to two, we randomly choose 2 categories to train our method. The results are averaged based on 30 random selections of categories and the central points in K-means clustering. The parameter selection results on MIT CBCL, ETH80 and COIL100 are illustrated in Fig.6, respectively. From the results, we find that the best clustering records are obtained based on similar parameter combinations, which is a good phenomenon of the model parameter selection. Finally, $\alpha=\beta=\gamma=10^4$ are used for MIT CBCL and ETH80, and $\alpha=10^2$, $\beta=\gamma=10^4$ are used for the COIL100 database in our experiments.

VII. CONCLUDING REMARKS

We proposed a novel deep self-representative concept factorization network for unsupervised representation learning and clustering. DSCF-Net improved the representation and clustering abilities of deep factorization in threefold. First, to mine the hidden deep information, it employs a hierarchical factorization structure using multiple layers of linear transformations, where the hierarchical representation is formulated by optimizing the basis vectors in each layer to improve the representations indirectly. Second, to improve the robustness against noise, subspace recovery is integrated into the deep structures to recover the underlying visual subspace in which the basis concepts and representation are jointly optimized. Third, to obtain local representation, it uses an adaptive self-representative weighting

strategy to preserve the locality of representation and avoid the tricky issue of neighbor selection. We evaluated DSCF-Net for image representation and clustering, and compared the results with related single-layer and multilayer models. Extensive results versified the effectiveness of DSCF-Net for representing and clustering images. In future, we will explore the strategy of updating the basis concepts and representation in each layer jointly so that the representation will be more accurate.

ACKNOWLEDGMENTS

This work is partially supported by National Natural Science Foundation of China (61672365, 61622305, 61432019 and 61772171), and the Fundamental Research Funds for Central Universities of China (JZ2019HGPA0102). Dr. Zhao Zhang is the corresponding author of this paper.

REFERENCES

- [1] D. Lee, H. Seung, "Learning the parts of objects by non-negative matrix factorization," *Nature*, vol.401, pp.788-791, 1999.
- [2] X. Wei, Y. Gong, "Document clustering by concept factorization," In: *Proceedings of ACM SIGIR conference on Research and Development in Information Retrieval*, pp.202-209, 2004.
- [3] D. Cai, X. F. He, J. Han, and T. Huang, "Graph regularized nonnegative matrix factorization for data representation," *IEEE Trans. Pattern Anal. Mach. Intell.*, vol.33, no.8, pp.1548-1560, 2011.
- [4] D. Cai, X. He and J. Han, "Locally consistent concept factorization for document clustering," *IEEE Trans. Knowledge and Data Engineering*, vol.23, no.6, pp.902-913, 2011.
- [5] S. H. Ma, L. F. Zhang, W. B. Hu, Y. P. Zhang, J. Wu and X. L. Li, "Self-Representative Manifold Concept Factorization with Adaptive Neighbors for Clustering," In: *Proceedings of the International Joint Conference on Artificial Intelligence*, pp.2539-2545, 2018.
- [6] F. Shang, L. Jiao and F. Wang, "Graph dual regularization non-negative matrix factorization for co-clustering," *Pattern Recognition*, vol.45, no.6, pp.2237-2250, 2012.
- [7] J. Ye and Z. Jin, "Dual-graph regularized concept factorization for clustering," *Neurocomputing*, vol.138, no.11, pp.120-130, 2014.
- [8] H. Liu, Z. Yang, J. Yang, Z. Wu and X. Li, "Local coordinate concept factorization for image representation," *IEEE Transactions on Neural Networks and Learning Systems*, vol.25, no.6, pp.1071-1082, 2014.
- [9] J. Ye and Z. Jin, "Graph-Regularized Local Coordinate Concept Factorization for Image Representation," *Neural Processing Letters*, vol.46, no.2, pp.427-449, 2017.
- [10] H. Li, J. Zhang, and J. Liu, "Graph-regularized CF with local coordinate for image representation," *Journal of Visual Communication & Image Representation*, vol.49, pp.392-400, 2017.
- [11] A. Cichocki, R. Zdunek, "Multilayer nonnegative matrix factorization," *Electron. Lett.*, vol.42, no.16, pp.947-948, Aug, 2006.
- [12] X. Li, C. X. Zhao, Z. Q. Shu and Q. Wang, "Multilayer Concept Factorization for Data Representation," In: *Proceedings of the International Conference on Computer Science and Education*, July 2015.

- [13] R. Rajabi, and H. Ghassemian, "Spectral Unmixing of Hyperspectral Imagery Using Multilayer NMF," *IEEE Geoscience and Remote Sensing Letters*, vol.12, no.1, pp.38-42, 2015.
- [14] X. Li, X. Shen, Z. Shu, Q. Ye, C. Zhao, "Graph regularized multilayer concept factorization for data representation," *Neurocomputing*, vol. 238, pp. 139-151, 2017.
- [15] Z.C. Li and J. Tang, "Weakly-supervised Deep Matrix Factorization for Social Image Understanding," *IEEE Transactions on Image Processing*, vol.26, no.1, pp.276-288, 2017.
- [16] G. Trigeorgis, K. Bousmalis, S. Zafeiriou, and B. W. Schuller, "A deep matrix factorization method for learning attribute representations," *IEEE Transactions on Pattern Analysis and Machine Intelligence*, vol.39, no. 3, pp. 417-429, 2015.
- [17] D. Cai, X. He, J. Han, "Document clustering using locality preserving indexing," *IEEE Transactions on Knowledge and Data Engineering*, vol.17, no.12, pp.1624-1637, 2005.
- [18] X.F. He, D. Cai and P. Niyogi, "Laplacian score for feature selection," *Advances in neural information processing systems*, 2006.
- [19] H. Liu, G. Yang, Z. Wu, and D. Cai, "Constrained concept factorization for image representation," *IEEE Transactions on Cybernetics*, vol.44, no.7, pp.1214-1224, 2014.
- [20] M. Sugiyama, "Dimensionality reduction of multimodal labeled data by local fisher discriminant analysis," *Journal of Machine Learning Research*, vol.8, pp.1027-1061, 2007.
- [21] B.Weyrauch, J.Huang, B. Heisele and V. Blanz, "Component-based Face Recognition with 3D Morphable Models," In: *Proceedings of the First IEEE Workshop on Face Processing in Video*, Washington, D. C., 2004.
- [22] B. Leibe, B. Schiele, "Analyzing appearance and contour based methods for object categorization," In: *Proceedings of the IEEE Conference on Computer Vision and Pattern Recognition*, pp.409-415, 2003.
- [23] S Nayar, S Nene, H Murase, "Columbia object image library (coil 100)," *Department of Comp. Science, Columbia University, Tech. Rep. CUCS-006-96*, 1996.
- [24] I. Jolliffe, "Principal Component Analysis," *Springer Berlin*, vol.87, no.100, pp.41-64, 1986.
- [25] G. Golub, C. Reinsch, "Singular value decomposition and least squares solutions," *Numerische mathematik*, vol.14, no.5, pp.403-420, 1970.
- [26] R. Gray, "Vector quantization," *IEEE Assp Magazine*, vol.1, no.2, pp.4-29, 1984.
- [27] Z. Zhang, Y. Zhang, S. Li, G. Liu, D. Zeng, S. Yan, M. Wang, "Flexible Auto-weighted Local-coordinate Concept Factorization: A Robust Framework for Unsupervised Clustering," *IEEE Trans. on Knowledge and Data Engineering*, Sep 2019.
- [28] Z. Zhang, Y. Zhang, G. Liu, J. Tang, S. Yan and M. Wang, "Joint Label Prediction based Semi-Supervised Adaptive Concept Factorization for Robust Data Representation," *IEEE Transactions on Knowledge and Data Engineering*, Jan 2019.
- [29] Y. Peng, R. Tang, W. Kong, J. Zhang, F.P. Nie and A.Cichocki, "Joint Structured Graph Learning and Clustering Based on Concept Factorization," In: *Proceedings of the IEEE International Conference on Acoustics, Speech, and Signal Processing*, Brighton, UK, pp.3162-3166, 2019.
- [30] A. Acharya, R. Goel, A. Metallinou, I. S. Dhillon, "Online Embedding Compression for Text Classification Using Low Rank Matrix Factorization," In: *Proceedings of AAAI Conference on Artificial Intelligence*, pp.6196-6203, 2019.
- [31] Z. Zhang, Y. Zhang, S. Li, G. Liu, M. Wang and S. C. Yan, "Robust Unsupervised Flexible Auto-weighted Local-Coordinate Concept Factorization for Image Clustering," In: *Proceedings of the IEEE International Conference on Acoustics, Speech, and Signal Processing*, Brighton, UK, 2019, 2092-2096.
- [32] T. Gao and C. Chu, "DID: Distributed Incremental Block Coordinate Descent for Nonnegative Matrix Factorization," In: *Proceedings of the AAAI Conference on Artificial Intelligence*, pp.2991-2998, 2018.
- [33] T. Sim, S. Baker, M. Bsat, "The CMU pose, illumination, and expression (PIE) database," In: *IEEE International Conference on Automatic Face and Gesture Recognition*, pp.53-58, 2002.
- [34] Z. Zhang, F. Li, M. Zhao, L. Zhang, and S. Yan, "Joint Low-Rank and Sparse Principal Feature Coding for Enhanced Robust Representation and Visual Classification," *IEEE Trans. on Image Processing*, vol.25, no.6, pp.2429-2443, 2016.
- [35] W. Jiang, Z. Zhang, F. Li, L. Zhang, M.B. Zhao, and X. Jin, "Joint label consistent dictionary learning and adaptive label prediction for semisupervised machine fault classification," *IEEE Transactions on Industrial Informatics*, vol.12, no.1, pp.248-256, 2016.
- [36] R. Kumar, R. Panigrahy, A. Rahimi, D. P. Woodruff, "Faster Algorithms for Binary Matrix Factorization," In: *Proceedings of the International Conference on Machine Learning*, pp.3551-3559, 2019.
- [37] S. Hess, N. Piatkowski, K. Morik, "The Trustworthy Pal: Controlling the False Discovery Rate in Boolean Matrix Factorization," In: *Proceedings of SIAM International Conference on Data Mining*, pp.405-413, 2018.
- [38] S. Karavev, J. Hook, P. Miettinen, "Latitude: A Model for Mixed Linear-Tropical Matrix Factorization," In: *Proceedings of SIAM International Conference on Data Mining*, pp.360-368, 2018.
- [39] K. Zhang, S. Zhang, J. Liu, J. Wang and J. Zhang, "Greedy Orthogonal Pivoting Algorithm for Non-Negative Matrix Factorization," In: *Proceedings of the International Conference on Machine Learning (ICML)*, pp.7493-7501, 2019.
- [40] Z. Zhang, M. Zhao and T. Chow, "Constrained Large Margin Local Projection Algorithms and Extensions for Multimodal Dimensionality Reduction," *Pattern Recognition*, vol.46, iss.12, pp.4466-4493, 2012.
- [41] Z. Zhang, J. Ren, S. Li, R. Hong, Z. Zha, M. Wang, "Robust Subspace Discovery by Block-diagonal Adaptive Locality-constrained Representation," In: *Proceedings of ACM International Conference on Multimedia (ACM MM)*, Nice, France, pp.1569-1577, Oct 2019.
- [42] Y. Zhang, Z. Zhang, S. Li, J. Qin, G.C. Liu, M. Wang and S.C. Yan, "Unsupervised Nonnegative Adaptive Feature Extraction for Data Representation," *IEEE Trans. Knowledge and Data Engineering (IEEE TKDE)*, vol.31, no.12, pp.2423-2440, Dec 2019.
- [43] Z. Zhang, W. Jiang, J. Qin, L. Zhang, F. Li, M. Zhang and S.C. Yan, "Jointly Learning Structured Analysis Discriminative Dictionary and Analysis Multiclass Classifier," *IEEE Transactions on Neural Networks and Learning Systems*, vol.29, no.8, pp.3798-3814, August 2018.
- [44] Z. Zhang, F. Li, M. Zhao, L. Zhang and S. Yan, "Robust Neighborhood Preserving Projection by Nuclear/L2,1-Norm Regularization for Image Feature Extraction," *IEEE Transactions on Image Processing (IEEE TIP)*, vol.26, no.4, pp.1607-1622, April 2017.
- [45] L. Wang, B. Wang, Z. Zhang, Q. Ye, L. Fu, G. Liu, M. Wang, "Robust Auto-weighted Projective Low-Rank and Sparse Recovery for Visual Representation," *Neural Networks (NN)*, vol.117, pp.201-215, 2019.
- [46] Z. Li, Z. Zhang, J. Qin, Z. Zhang and L. Shao, "Discriminative Fisher Embedding Dictionary Learning Algorithm for Object Recognition," *IEEE Transactions on Neural Networks and Learning Systems (IEEE TNNLS)*, April 2019.
- [47] Y. Zhang, Z. Zhang, J. Qin, L. Zhang, B. Li and F. Li, "Semi-Supervised Local Multi-Manifold Isomap by Linear Embedding for Feature Extraction," *Pattern Recognition (PR)*, vol.76, pp.662-678, 2018.
- [48] G. Liu, Z. Zhang, Q. Liu and H. Xiong, "Robust Subspace Clustering with Compressed Data," *IEEE Transactions on Image Processing (IEEE TIP)*, vol.28, no.10, pp.5161-5170, Oct 2019.
- [49] Y. Ito, S. Oeda, and K. Yamanishi, "Rank Selection for Non-negative Matrix Factorization with Normalized Maximum Likelihood Coding," In: *Proceedings of the SIAM International Conference on Data Mining*, pp.720-728, 2016.
- [50] C. Liu, T. Zhang, J. Li, J. Yin, P. Zhao, J. Sun, S. C. H. Hoi, "Robust Factorization Machine: A Doubly Capped Norms Minimization," In: *Proceedings of the SIAM International Conference on Data Mining*, pp.738-746, 2019.