

Joint AGC and Receiver Design for Large-Scale MU-MIMO Systems with Coarsely Quantized Signals and C-RANs

T. E. B. Cunha and R. C. de Lamare
Centre for Telecommunications Studies (CETUC)
Pontifical Catholic University of Rio de Janeiro (PUC-Rio)
 Rio de Janeiro - 22451-900, Brazil
 {thiagoelias, delamare}@cetuc.puc-rio.br

T. N. Ferreira
Engineering School
Fluminense Federal University (UFF)
 Niterói, RJ - 24210-240, Brazil
 tadeu_ferreira@id.uff.br

Abstract—In this work, we propose the joint optimization of the automatic gain control (AGC), which works in the remote radio heads (RRHs), and a low-resolution aware (LRA) linear receive filter based on the minimum mean square error (MMSE), which works on the baseband unit (BBU) pool, for large-scale multi-user multiple-input multiple-output (MU-MIMO) systems with coarsely quantized signals in cloud radio access networks. We develop successive interference cancellation receivers based on the proposed joint AGC and LRA-MMSE (AGC-LRA-MMSE) approach. An analysis of the achievable sum rates is also carried out. Simulations show that the proposed design has better error rates and higher achievable rates than existing techniques.

Index Terms—C-RAN, large-scale MU-MIMO systems, coarse quantization, AGC.

I. INTRODUCTION

In recent years, the demand for wireless communications given by the huge number of devices connected to networks has increased exponentially. The expectation is that the mobile data traffic will grow at a 47 percent compound annual growth rate (CAGR) from 2016 to 2021 [1]. Due to the scarce spectrum, the energy consumption, and the need for costs reduction, the development of technologies to improve the spectral efficiency (SE) and energy efficiency (EE) without sacrificing other communication resources has become even more important. In this context, Cloud Radio Access Networks (C-RANs) and large-scale MU-MIMO are key technologies to be jointly deployed in 5G systems.

In C-RANs, the radio frequency and the processing functionalities of the conventional base station (BS) are split into a remote radio head (RRH) and a baseband processing unit (BBU) pool located within a cloud unit (CU) [2]. Centralization allows joint signal processing techniques that span multiple base stations, allowing effective inter-cell interference mitigation that improves network performance and spectral efficiency (SE)[3]. Large-scale MU-MIMO systems employ a large number of antennas at the BS with the goals of enabling significant gains in both energy and spectral efficiency [4]. However, the high number of antenna elements increases

considerably the hardware cost and the energy consumption due to the presence of several analog-to-digital (A/D) and digital-to-analog (D/A) converters [81]. It is well known that the energy loss in a large-scale MU-MIMO receiver is mainly from the analog-to-digital converter (ADC) processing unit and the digital baseband processing unit, which are both affected by the resolution of the ADCs. Moreover, one of the main challenges for implementing C-RANs is that the RRHs are connected to the CU by limited-capacity links. In a scenario where a huge amount of data is collected by large receive antenna arrays, an often adopted approach is to compress signals with a lower number of bits to deal with the limited-capacity fronthaul links. Therefore, to become these technologies commercially viable, the use of low-resolution ADCs is unavoidable [76], [77], [78], [79]. Due to the need to minimize the distortions arising from the quantization an AGC is used, before the quantizers, to adjust the analog signal level to the dynamic range of the ADC. The use of an AGC is also important in applications where the received power varies over time, as occurs in mobile scenarios.

In this paper, we propose an uplink framework for jointly designing the AGCs that work in the RRHs and low-resolution aware (LRA) linear receive filters according to the MMSE criterion, which works in the CU of large-scale MU-MIMO with C-RANs. In order to improve the detection performance, we propose successive interference cancellation (SIC) receivers based on the proposed joint AGC and LRA-MMSE (AGC-LRA-MMSE) design approach. An expression for the achievable sum rates of the proposed AGC-LRA-MMSE with SIC receiver is also presented. Simulations show that the BER and sum-rate performance of AGC-LRA-MMSE with SIC using 4-6 bits outperforms competing techniques and is close to that of a system with full resolution.

The next section describes the uplink channel of a large-scale MU-MIMO system with C-RANs and the model for the quantization distortion. The expressions of the proposed AGC-LRA-MMSE receiver design are presented in Section III. Section IV develops the sum rate analysis. Simulations are shown and discussed in Section V. Conclusions are given

in Section VI.

Notation: Vectors and matrices are denoted by lower and upper case italic bold letters. The operators $(\cdot)^T$, $(\cdot)^H$ and $\text{tr}(\cdot)$ stand for transpose, Hermitian transpose and trace of a matrix, respectively. $\mathbf{1}$ denotes a column vector of ones and \mathbf{I} denotes an identity matrix. The operator $\mathbb{E}[\cdot]$ stands for expectation with respect to the random variables and the operator \odot corresponds to the Hadamard product. Finally, $\text{diag}(\mathbf{A})$ denotes a diagonal matrix containing only the diagonal elements of \mathbf{A} and $\text{nondiag}(\mathbf{A}) = \mathbf{A} - \text{diag}(\mathbf{A})$.

II. SYSTEM DESCRIPTION

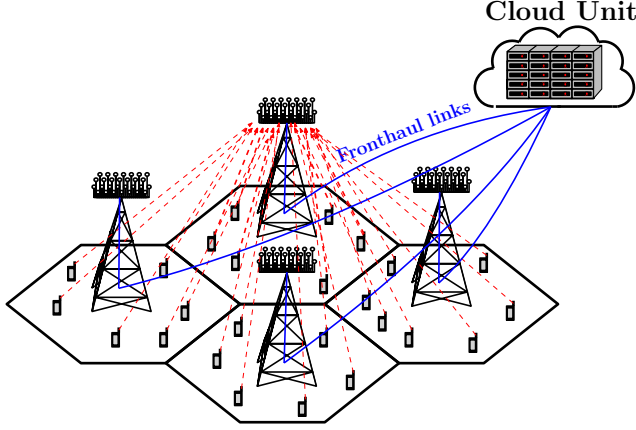


Figure 1. Large-scale MU-MIMO system with CRANs.

In this paper, we consider the uplink channel of a large-scale MU-MIMO system with C-RANs as depicted in Fig. 1. This system is comprised of L cells where K users per cell are placed randomly, uniformly distributed over the cells. Each mobile station (MS) and each RRH are equipped with N_T transmit antennas and N_R receive antennas, respectively. We further assume that all BS share the same frequency band and all users simultaneously transmit data streams to their base stations equipped with antenna arrays [5], [6], [7], [8], [9], [10], [11], [12], [13], [14], [15], [16], [17], [18], [19], [33], [22], [21], [24], [23], [25], [27], [26], [29], [30], [31], [36], [37], [34], [35], [28], [61], [40], [38], [39], [44], [42], [43], [44], [45], [46], [47], [48], [49], [51], [53], [54], [58], [59], [60], [61], [63], [64], [65], [66], [88], [68], [69], [70], [71], [73], [74], [75]. Consequently, the signal transmitted by MSs in neighboring cells can lead to intercell interference at the receivers. The N_R -dimensional received signal vector at the RRH in the l -th cell can be expressed as

$$\mathbf{y}_l = \underbrace{\tilde{\mathbf{H}}_{ll}^{(k)} \mathbf{x}_l^{(k)}}_{\text{desired signal}} + \underbrace{\sum_{\substack{u=1 \\ u \neq k}}^K \tilde{\mathbf{H}}_{ll}^{(u)} \mathbf{x}_l^{(u)}}_{\text{intracell interference}} + \underbrace{\sum_{\substack{i=1 \\ i \neq l}}^L \sum_{u=1}^K \tilde{\mathbf{H}}_{li}^{(u)} \mathbf{x}_i^{(u)}}_{\text{intercell interference}} + \underbrace{\mathbf{n}_l}_{\text{AWGN}}, \quad (1)$$

where $\tilde{\mathbf{H}}_{li}^{(u)} \in \mathbb{C}^{N_R \times N_T}$ corresponds to the propagation matrix between the N_T transmit antennas of user u in the i th cell to the N_R receive antennas of the RRH in the l th cell. Their

coefficients model independent fast and large-scale fading which are given by $\tilde{\mathbf{H}}_{li}^{(u)} = \mathbf{H}_{li}^{(u)} \sqrt{\beta_{li}^{(u)}}$.

Each entry $h_{l_{imn}}^{(u)}$ of $\mathbf{H}_{li}^{(u)}$ represents the fast fading coefficient from the n th transmit antenna of the u th user in the i th cell to the m th receive antenna of the l th RRH. They are assumed to be independent and identically distributed (i.i.d) circularly symmetric complex Gaussian random variables with zero mean and unit variance. The quantity $\beta_{li}^{(u)}$ models both geometric attenuation and shadow fading which are assumed to be independent, over m and n . The large scale coefficients can be obtained from $\beta_{li}^{(u)} = z_{li}^{(u)} (d_{li}^{(u)} / r)^{-\gamma}$ where $z_{li}^{(u)}$ represents the shadow fading and obeys a log-normal distribution with standard deviation σ_{shadow} (i.e $10 \log(z_{li}^{(u)})$ follows a Gaussian distribution with zero-mean and standard deviation σ_{shadow}), $d_{li}^{(u)}$ corresponds to the distance between the u th user in the i th cell and the RRH in the l th cell, r is the cell radius, and γ is the path-loss exponent [82]. In this model, we consider the time block fading model, where the small-scale fading channel matrix $\mathbf{H}_{li}^{(u)}$ remains unchanged in one coherence interval and the large-scale coefficient $\beta_{li}^{(u)}$ remains unchanged for several coherence intervals [83]. Let $\mathbf{x}_i^{(u)} \in \mathbb{C}^{N_T \times 1}$ as a vector of symbols transmitted by an user of the i th cell. Their elements are assumed to be i.i.d circularly symmetric complex Gaussian random variables with zero mean and unit variance. $\mathbf{n}_l \in \mathbb{C}^{N_R \times 1}$ is a vector that denotes the additive white Gaussian noise (AWGN) at the BS in the l th cell with covariance matrix $\mathbb{E}[\mathbf{n}_l \mathbf{n}_l^H] = \sigma_n^2 \mathbf{I}_{N_R}$.

We can write (1) in matrix form as $\mathbf{y}_l = \tilde{\mathbf{H}}_l \mathbf{x} + \mathbf{n}_l$, where $\tilde{\mathbf{H}}_l = [\tilde{\mathbf{H}}_{l1}, \tilde{\mathbf{H}}_{l2}, \dots, \tilde{\mathbf{H}}_{lL}]$ is the $\mathbb{C}^{N_R \times LKN_T}$ matrix with the coefficients of the channels between each user in the cluster and the N_R receive antenna of the l th RRH. $\mathbf{x} = [\mathbf{x}_1^T, \mathbf{x}_2^T, \dots, \mathbf{x}_L^T]^T$ is the $\mathbb{C}^{LKN_T \times 1}$ transmit symbol vector by all users of the cluster.

When the received signal is processed in the cloud we assume that the BBU pool has knowledge about the received signals by all RRHs. Therefore, the received symbol vector $\mathbf{y} \in \mathbb{C}^{LN_R \times 1}$ by all RRHs of the cluster can be written as $\mathbf{y} = \tilde{\mathbf{H}} \mathbf{x} + \mathbf{n}$, where $\mathbf{n} \in \mathbb{C}^{LN_R \times 1}$ contains AWGN samples and $\tilde{\mathbf{H}} \in \mathbb{C}^{LN_R \times LKN_T}$ is the propagation matrix with the channel coefficients between each user and each receive antennas of the cluster.

In this work, we adopt a uniform symmetric mid-riser quantizer characterized by a set of $L = 2^b$ quantization labels. The quantization, $Q(y_{i,l})$, $1 \leq i \leq N_R$, $l \in \{\mathcal{R}, \mathcal{I}\}$, of the real or imaginary parts of the input signal of the quantizer is a nonlinear mapping of $y_{i,l} \in \mathcal{R}$ to a discrete set that results in additive distortion. Its quantization rule is $r_{i,l} = Q(y_{i,l}) = y_{i,l} + q_{i,l}$.

The quantization factor $\rho_q^{(i,l)}$ indicates the relative amount of quantization noise generated by a quantization process. This factor is defined in [84] as follows

$$\rho_q^{(i,l)} = \frac{\mathbb{E}[q_{i,l}^2]}{r_{y_{i,l}} y_{i,l}}, \quad (2)$$

where $r_{y_i,ly_i,l} = E[y_{i,l}^2]$ is the variance of $y_{i,l}$. This factor depends on the number of quantization bits b , the quantizer type and the probability density function of $y_{i,l}$. Under the optimal design of the scalar finite resolution quantizer, the following equations hold for all $1 \leq i \leq N_R$, $l \in \{R, I\}$, [84]:

$$E[q_{i,l}] = 0, \quad (3)$$

$$E[r_{i,l}q_{i,l}] = 0, \quad (4)$$

$$E[y_{i,l}q_{i,l}] = -\rho_q^{(i,l)} r_{y_i,ly_i,l}. \quad (5)$$

Under multipath propagation conditions and for a large number of antennas $y_{i,l}$ are approximately Gaussian distributed and they undergo nearly the same distortion factor $\rho_{i,l} = \rho_q$, $\forall i, \forall l$. Let $q_i = q_{i,R} + jq_{i,I}$ be the complex quantization error and under the assumption of uncorrelated real and imaginary parts of y_i we obtain $r_{q_i q_i} = \rho_q r_{y_i y_i}$, and $r_{y_i q_i} = -\rho_q r_{y_i y_i}$. As shown in [85], the optimal quantization step Δ , for the uniform quantizer case and for a Gaussian source, decreases as $\sqrt{b}2^{-b}$ and ρ_q is asymptotically well approximated by $\frac{\Delta^2}{12}$.

III. JOINT AGC AND LRA-MMSE FILTER DESIGN

In this section, we present the procedure to compute the AGC matrices and the LRA receive filter. We initialize the algorithm by computing the modified MMSE receiver \mathbf{W}_l , that takes into account quantization, for each of the cluster cells. In order to obtain the optimal AGC coefficients, the derivative of the cost function that takes into account both the presence of the AGC and the estimated signal is computed in an alternating fashion [80]. Then, to detect the desired symbols in the cloud, an AGC-LRA-MMSE receive filter with SIC (AGC-LRA-MMSE-SIC), which considers the quantization effects and the presence of the AGCs, is derived.

A. Low Resolution Aware (LRA-MMSE) Receive Filter

The received signal after the quantizer is expressed, with the *Bussgang* decomposition [86], as a linear model $\mathbf{r}_l = \mathbf{y}_l + \mathbf{q}_l$. Then, the linear receive filter $\mathbf{W}_l \in \mathbb{C}^{KN_T \times N_R}$ that minimizes the MSE

$$\varepsilon = E[\|\mathbf{x}_l - \hat{\mathbf{x}}_l\|_2^2] = E[\|\mathbf{x}_l - \mathbf{W}_l \mathbf{r}_l\|_2^2], \quad (6)$$

is given by

$$\mathbf{W}_l = \mathbf{R}_{x_l r_l} \mathbf{R}_{r_l r_l}^{-1}. \quad (7)$$

where the cross-correlation matrix $\mathbf{R}_{x_l r_l} \in \mathbb{C}^{KN_T \times N_R}$, and the autocorrelation matrix $\mathbf{R}_{r_l r_l} \in \mathbb{C}^{N_R \times N_R}$ are expressed as

$$\mathbf{R}_{x_l r_l} = \mathbf{R}_{x_l y_l} + \mathbf{R}_{x_l q_l}, \quad (8)$$

$$\mathbf{R}_{r_l r_l} = \mathbf{R}_{y_l y_l} + \mathbf{R}_{y_l q_l} + \mathbf{R}_{y_l q_l}^H + \mathbf{R}_{q_l q_l}. \quad (9)$$

We can get the autocorrelation matrix $\mathbf{R}_{y_l y_l} \in \mathbb{C}^{N_R \times N_R}$ and the cross-correlation matrix $\mathbf{R}_{x_l y_l} \in \mathbb{C}^{KN_T \times N_R}$ directly from the MU-MIMO model as

$$\mathbf{R}_{y_l y_l} = \tilde{\mathbf{H}}_l \mathbf{R}_{xx} \tilde{\mathbf{H}}_l^H + \mathbf{R}_{n_l n_l}, \quad (10)$$

$$\mathbf{R}_{x_l y_l} = \mathbf{R}_{x_l x_l} \tilde{\mathbf{H}}_l^H. \quad (11)$$

To compute equations (9) and (8) we need to obtain the covariance matrices $\mathbf{R}_{x_l q_l}$, $\mathbf{R}_{y_l q_l}$ and $\mathbf{R}_{q_l q_l}$ as a function of the

channel parameters and the distortion factor ρ_q . The procedure to obtain these matrices was developed in [84] and we employ the expressions:

$$\mathbf{R}_{x_l q_l} = -\rho_q \mathbf{R}_{x_l y_l}, \quad (12)$$

$$\mathbf{R}_{y_l q_l} \approx -\rho_q \mathbf{R}_{y_l y_l}, \quad (13)$$

$$\mathbf{R}_{q_l q_l} \approx \rho_q (\mathbf{R}_{y_l y_l} - (1 - \rho_q) \text{nondiag}(\mathbf{R}_{y_l y_l})). \quad (14)$$

Substituting (12) in (8) and (13) and (14) in (9), we get

$$\mathbf{R}_{x_l r_l} = (1 - \rho_q) \mathbf{R}_{x_l y_l}, \quad (15)$$

$$\mathbf{R}_{r_l r_l} = (1 - \rho_q) (\mathbf{R}_{y_l y_l} - \rho_q \text{nondiag}(\mathbf{R}_{y_l y_l})). \quad (16)$$

Substituting (15) and (16) in (7) we obtain the expression of the LRA-MMSE receive filter for a coarsely quantized MU-MIMO system for the l th cell:

$$\mathbf{W}_l \approx \mathbf{R}_{x_l y_l} (\mathbf{R}_{y_l y_l} - \rho_q \text{nondiag}(\mathbf{R}_{y_l y_l}))^{-1}. \quad (17)$$

B. AGC Design

To obtain the optimum AGC coefficients we compute the derivative of the MSE cost function with respect to the matrix \mathbf{G}_l keeping \mathbf{W}_l fixed. Therefore, we will have a initialization using the LRA-MMSE linear filter \mathbf{W}_l previously computed. After that we will obtain \mathbf{G}_l . Consider $\mathbf{G}_l \in \mathbb{R}^{N_R \times N_R}$ as a diagonal matrix and $\mathbf{g}_l \in \mathbb{R}^{N_R \times 1}$ a vector with the diagonal coefficients of \mathbf{G}_l . We can write $\mathbf{G}_l = \text{diag}(\mathbf{g}_l)$. The MSE cost function can be written as

$$\varepsilon = E[\|\mathbf{x}_l - \mathbf{W}_l(\alpha \text{diag}(\mathbf{g}_l) \mathbf{y}_l + \mathbf{q}_l)\|_2^2], \quad (18)$$

where α corresponds to the clipping factor of the AGC. This factor is a commonly used rule to adjust the amplitude of the received signal in order to minimize the overload distortion. To obtain the optimum \mathbf{G}_l matrix we compute the derivative of the MSE cost function with respect to $\text{diag}(\mathbf{g}_l)$, equate the derivatives to zero, and then solve for \mathbf{g}_l . After this, we get

$$\mathbf{g}_l = [(\mathbf{W}_l^T \mathbf{W}_l^*) \odot \mathbf{R}_{y_l y_l} + (\mathbf{W}_l^H \mathbf{W}_l) \odot \mathbf{R}_{y_l q_l}^T]^{-1} \cdot \frac{2}{\alpha} (Re([\mathbf{R}_{x_l y_l}^T \odot \mathbf{W}_l^H] \mathbf{1}) - Re([\mathbf{W}_l^T \odot (\mathbf{R}_{y_l q_l} \mathbf{W}_l^H)] \mathbf{1})),$$

where $\mathbf{1}$ is a $N_R \times 1$ vector of ones. The optimum AGC matrix can be written as $\mathbf{G}_l = \text{diag}(\mathbf{g}_l)$. Based on the received signal power, the clipping factor α can be obtained from

$$\alpha = \beta \cdot \sqrt{\frac{\text{tr}(\mathbf{R}_{y_l y_l} + \mathbf{R}_{y_l q_l} + \mathbf{R}_{y_l q_l}^H + \mathbf{R}_{q_l q_l})}{N_R}}, \quad (19)$$

where β is a calibration factor. To ensure an optimized performance, the value of β was set to $\frac{\sqrt{b}}{2}$ in simulations, which corresponds to the modulus of the last quantizer label.

Before quantizing, the received signals are treated by independent AGCs. After that, the quantized signals are sent to the CU and, at the same time, the respective AGC coefficients are also sent. In the BBU pool an $\mathbb{R}^{LN_R \times LN_R}$ AGC matrix that contains all AGC coefficients of the cluster can be organized as $\mathbf{G} = \text{diag}([\mathbf{g}_1^T, \dots, \mathbf{g}_L^T]^T)$.

C. AGC-LRA-MMSE-SIC receiver in the CU

SIC detectors can outperform linear detectors and achieve the sum-capacity in the uplink of MU-MIMO systems. At each stage, one data stream is decoded and its contribution is removed from the received signal. To minimize error propagation, data streams are ranked based on reliability measures such as log-likelihood ratios or channel powers [87], [88]. At the a -th stage the received signal vector, $\mathbf{y}^{(a)} \in \mathbb{C}^{LN_R \times 1}$ in the CU, is given by $\mathbf{y}^{(a)} = \mathbf{y}^{(1)}$, if $a=1$, and $\mathbf{y}^{(1)} - \sum_{j=1}^{a-1} \tilde{\mathbf{h}}^{\Phi(j)} \hat{x}^{\Phi(j)}$, if $2 \leq a \leq LKN_T$, where $\hat{x}^{\Phi(j)}$ is the symbol estimated at the j -th stage prior to the a -th stage and $\tilde{\mathbf{h}}^{\Phi(j)} \in \mathbb{C}^{LN_R \times 1}$ is the $\Phi(j)$ -th column of $\tilde{\mathbf{H}}$. In this notation, Φ corresponds to the ranking vector, whose entries indicates what symbol is detected at each stage. After detection, the corresponding column $\tilde{\mathbf{h}}^{\Phi(a)}$ from the channel matrix $\tilde{\mathbf{H}}^{(a)} \in \mathbb{C}^{LN_R \times (LKN_T - a + 1)}$ is nullified and a new LRA-MMSE receive filter is computed for the next stage. The quantized received signal vector $\mathbf{r}^{(a)} \in \mathbb{C}^{LN_R \times 1}$, in the a -th stage, is given by

$$\mathbf{r}^{(a)} = Q(\mathbf{G}\mathbf{y}^{(a)}) = \mathbf{G}(\tilde{\mathbf{H}}^{(a)}\mathbf{x}^{(a)} + \mathbf{n}) + \mathbf{q}^{(a)}. \quad (20)$$

To compute the LRA-MMSE linear receive filter we use the *Wiener-Hopf* equations $\mathbf{W}_{LRA}^{(a)} = \mathbf{R}_{xr}^{(a)}(\mathbf{R}_{rr}^{(a)})^{-1}$, where the the cross-correlation matrix $\mathbf{R}_{xr}^{(a)} \in \mathbb{C}^{(LKN_T - a + 1) \times LN_R}$ and autocorrelation matrix $\mathbf{R}_{rr}^{(a)} \in \mathbb{C}^{LN_R \times LN_R}$ are given by

$$\mathbf{R}_{xr}^{(a)} = \mathbf{R}_{xy}^{(a)}\mathbf{G} + \mathbf{R}_{xq}^{(a)}, \quad (21)$$

$$\mathbf{R}_{rr}^{(a)} = \mathbf{G}\mathbf{R}_{yy}^{(a)}\mathbf{G} + \mathbf{G}\mathbf{R}_{yq}^{(a)} + (\mathbf{R}_{yq}^{(a)})^H\mathbf{G} + \mathbf{R}_{qq}^{(a)}. \quad (22)$$

IV. SUM RATE ANALYSIS

The uplink sum rate of the AGC-LRA-MMSE-SIC receiver in a system with LKN_T interfering layers is equal to the sum of the achievable rate of the a -th stream after the AGC-LRA-MMSE receiver, and the achievable rate of the reduced size $(LKN_T - a) \times LN_R$ MIMO system after removal of the a -th stream, given by

$$\mathcal{R}_{sum} = \sum_{a=1}^{MKN_T} E \left[\log_2 \left(1 + \frac{\Upsilon^{\Phi(a)}}{\Gamma^{\Phi(a)}} \right) \right], \quad (23)$$

where $\Upsilon^{\Phi(a)}$ is the desired signal power and $\Gamma^{\Phi(a)}$ is the interference plus noise power. The expectation is taken over the channel coefficients. In the a -th stage, the estimated symbol is given by

$$\begin{aligned} \hat{x}_l^{\Phi(a)} &= \mathbf{w}_{LRA,l}^{\Phi(a)} \mathbf{G} \tilde{\mathbf{h}}_l^{\Phi(a)} x_l^{\Phi(a)} + \sum_{\substack{u=1 \\ u \neq \Phi(a)}}^{KN_T} \mathbf{w}_{LRA,l}^{\Phi(a)} \mathbf{G} \tilde{\mathbf{h}}_l^{(u)} x_l^{(u)} \\ &+ \sum_{\substack{j=1 \\ j \neq l}}^L \sum_{u=1}^{KN_T} \mathbf{w}_{LRA,l}^{\Phi(a)} \mathbf{G} \tilde{\mathbf{h}}_j^{(u)} x_j^{(u)} + \mathbf{w}_{LRA,l}^{\Phi(a)} \mathbf{G} \mathbf{n} \\ &+ \mathbf{w}_{LRA,l}^{\Phi(a)} \mathbf{q}, \quad \{x_l^{\Phi(a)}, x_l^{(u)}, x_j^{(u)}\} \not\subset \Omega, \end{aligned} \quad (24)$$

where Ω is a set of symbols estimated at prior stages. The coefficients of the receive filter $\mathbf{w}_{LRA,l}^{\Phi(a)}$ are obtained from

the $\Phi(a)$ -th row of the filter matrix $\mathbf{W}_{LRA}^{(a)}$. Given a channel realization $\tilde{\mathbf{H}}$, the desired signal power is computed by

$$\Upsilon^{\Phi(a)} = \sigma_x^2 (\mathbf{w}_{LRA,l}^{\Phi(a)} \mathbf{G} \tilde{\mathbf{h}}_l^{\Phi(a)}) (\mathbf{w}_{LRA,l}^{\Phi(a)} \mathbf{G} \tilde{\mathbf{h}}_l^{\Phi(a)})^H, \quad (25)$$

where $\tilde{\mathbf{h}}_l^{\Phi(a)}$ is the $\Phi(a)$ -th column of $\tilde{\mathbf{H}}^{(a)}$. Then, $\tilde{\mathbf{h}}_l^{\Phi(a)}$ becomes null and the interference plus noise power is

$$\begin{aligned} \Gamma^{\Phi(a)} &= \sigma_x^2 (\mathbf{w}_{LRA,l}^{\Phi(a)} \mathbf{G} \tilde{\mathbf{H}}^{(a)}) (\mathbf{w}_{LRA,l}^{\Phi(a)} \mathbf{G} \tilde{\mathbf{H}}^{(a)})^H \\ &- \rho_q \sigma_x^2 [(\mathbf{w}_{LRA,l}^{\Phi(a)} \tilde{\mathbf{H}}_l^{(a)}) (\mathbf{w}_{LRA,l}^{\Phi(a)} \mathbf{G} \tilde{\mathbf{H}}_l^{(a)})^H \\ &+ (\mathbf{w}_{LRA,l}^{\Phi(a)} \mathbf{G} \tilde{\mathbf{H}}_l^{(a)}) (\mathbf{w}_{LRA,l}^{\Phi(a)} \tilde{\mathbf{H}}_l^{(a)})^H \\ &+ \sum_{\substack{j=1 \\ j \neq l}}^L (\mathbf{w}_{LRA,l}^{\Phi(a)} \tilde{\mathbf{H}}_j^{(a)}) (\mathbf{w}_{LRA,l}^{\Phi(a)} \mathbf{G} \tilde{\mathbf{H}}_j^{(a)})^H \\ &+ \sum_{\substack{j=1 \\ j \neq l}}^L (\mathbf{w}_{LRA,l}^{\Phi(a)} \mathbf{G} \tilde{\mathbf{H}}_j^{(a)}) (\mathbf{w}_{LRA,l}^{\Phi(a)} \tilde{\mathbf{H}}_j^{(a)})^H] \\ &+ \sigma_n^2 (\mathbf{w}_{LRA,l}^{\Phi(a)} \mathbf{G}) (\mathbf{w}_{LRA,l}^{\Phi(a)} \mathbf{G})^H \\ &- \rho_q \sigma_n^2 [(\mathbf{w}_{LRA,l}^{\Phi(a)} \mathbf{G}) (\mathbf{w}_{LRA,l}^{\Phi(a)} \mathbf{G})^H \\ &+ (\mathbf{w}_{LRA,l}^{\Phi(a)} \mathbf{G}) (\mathbf{w}_{LRA,l}^{\Phi(a)} \mathbf{G})^H] \\ &+ \mathbf{w}_{LRA,l}^{\Phi(a)} \rho_q (\mathbf{R}_{yy} - (1 - \rho_q) \text{nondiag}(\mathbf{R}_{yy})) \mathbf{w}_{LRA,l}^{\Phi(a)H}, \end{aligned} \quad (26)$$

where $\tilde{\mathbf{H}}_l^{(a)}$ is the channel matrix between the users in the l -th cell and all receive antennas. Substituting (25) and (26) in (23) we get the achievable sum rate \mathcal{R}_{sum} of the system.

V. RESULTS

In this section, we evaluate the performance of the proposed AGC-LRA-MMSE-SIC design. We consider uplink C-RANs composed of 4 RRHs connected to the CU. The RRHs share the same frequency band. Each cell contains in the covered area one centralized RRH equipped with 64 receive antennas and a total of $K = 8$ users equipped with $N_T = 2$ transmit antennas each. The channel model in the simulations includes fast fading, geometric attenuation, and log-normal shadow fading. The small-scale fading is modeled by a Rayleigh channel whose coefficients are i.i.d complex Gaussian random variables with zero-mean and unit variance. The large-scale fading coefficients are obtained by $\beta_{li}^{(u)} = z_{li}^{(u)} (d_{li}^{(u)} / r)^{-\gamma}$, where the path-loss exponent is $\gamma = 3.7$, and the shadow-fading standard deviation is $\sigma_{shadow} = 8.0$ dB. We consider a cell radius of $r_c = 1000$ meters and the users are randomly distributed in a covered area between a cell-hole radius of $r_h = 200$ meters and the cell edge. For each channel realization, the users transmit data packets with 100 symbols using QPSK modulation. SIC receivers employ channel norm-based ordering. The simulated bit error ratio (BER) is averaged over the transmission of 100 packets, by each transmit antenna of each user. In each RRH the received signals are treated by independent AGCs and then quantized by b -bit resolution uniform quantizers before signal transmission to the BBU.

In Fig. 2 we investigate the BER performance gain achieved by the proposed AGC-LRA-MMSE receiver design with SIC detection scheme (AGC-LRA-MMSE-SIC) when users transmit QPSK symbols. To investigate this we consider the Modified MMSE receiver presented in [84] and the standard AGC from [89] with the standard MMSE receiver. For a fair comparison we also employ [84] with the SIC detection scheme. Through this result is possible to see that in a system whose signals are quantized with 6 bits, the proposed AGC-LRA-MMSE-SIC approach achieves a very close performance to the performance achieved by the Full-Resolution (FR) standard MMSE-SIC receiver in a system with signals quantized with 16 bits. Moreover, the proposed AGC-LRA-MMSE-SIC detection scheme has a significantly better performance than existing techniques.

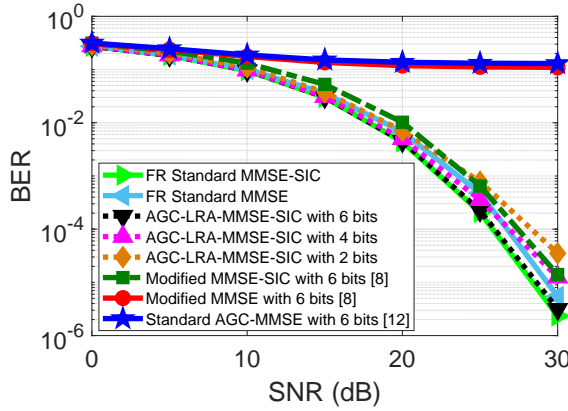


Figure 2. Uncoded BER performance comparison with QPSK modulation considering perfect CSIR.

Increasing the modulation order we evaluate in Fig. 3 the BER performance achieved by the proposed scheme in a scenario whose users transmit 16-QAM modulation symbols. A comparison between Fig. 3 and Fig. 2 shows a significant performance loss due to the higher modulation order. In Fig. 3 the BER performance achieved by the AGC-LRA-MMSE-SIC scheme when signals are quantized with 5 or 6 is close to the FR Standard MMSE-SIC receiver. We can also see that the proposed scheme achieves a better performance than existing techniques. This result indicates that the proposed AGC-LRA-MMSE-SIC scheme can improve the BER performance even when users transmit symbols of a higher modulation order.

Fig. 4 compares the achievable sum rates by the proposed AGC-LRA-MMSE-SIC receiver and the sum rates achieved by the FR Standard MMSE-SIC receiver. We can see that, the proposed receiver achieves a sum rate similar to the FR Standard MMSE-SIC receiver, even in a system whose signals are quantized with 5 bits.

The improved performance achieved by the proposed AGC-LRA-MMSE-SIC design is due the optimizations of the AGC that adjusts the analog signal level to the dynamic range of the ADC, the receiver that takes into account the quantization distortion and the additional gain achieved by SIC detection.

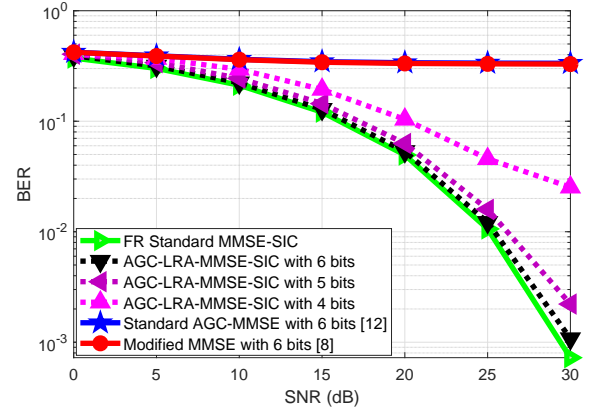


Figure 3. Uncoded BER performance comparison with 16-QAM modulation.

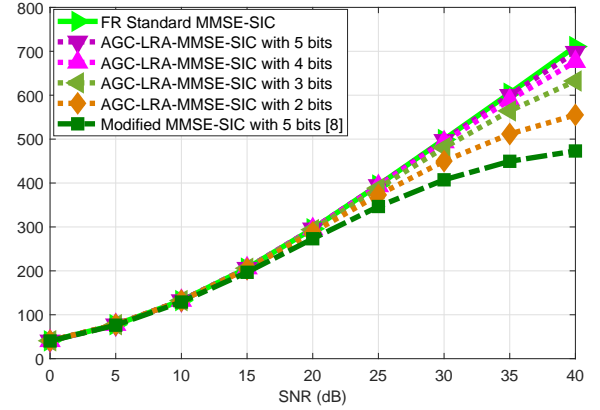


Figure 4. Achievable sum rates of the AGC-LRA-MMSE-SIC scheme.

VI. CONCLUSIONS

We have proposed the joint design of the AGC and LRA-MMSE receive filters for coarsely quantized large-scale MU-MIMO systems in C-RANs. The proposed AGC-LRA-MMSE-SIC receiver design outperforms competing low-resolution receiver designs and achieves a performance very close to that achieved by the FR Standard MMSE-SIC receiver in terms of BER and sum rates.

REFERENCES

- [1] Cisco, "Cisco visual networking index: Global mobile data traffic forecast update," White Paper, 2017.
- [2] O. Simeone, A. Maeder, M. Peng, O. Sahin and W. Yu, "Cloud radio access network: Virtualizing wireless access for dense heterogeneous systems," in *Journ. of Commun. Networks*, vol. 18, no. 2, pp. 135-149, Apr. 2016.
- [3] A. Shojaeifard, K. Wong, W. Yu, G. Zheng and J. Tang, "Full-Duplex Cloud Radio Access Network: Stochastic Design and Analysis," in *IEEE Transactions on Wireless Communications*, August, 2018.
- [4] R. C. de Lamare, "Massive MIMO systems: Signal processing challenges and future trends," in *URSI Radio Science Bulletin*, vol. 2013, no. 347, pp. 8-20, Dec. 2013.
- [5] Van Trees, H. L.: 'Optimum Array Processing', (Wiley, New York, 2002).
- [6] H. Ruan and R. C. de Lamare, "Robust Adaptive Beamforming Using a Low-Complexity Shrinkage-Based Mismatch Estimation Algorithm," *IEEE Sig. Proc. Letters.*, Vol. 21, No. 1, pp 60-64, 2013.
- [7] A. Elnashar, "Efficient implementation of robust adaptive beamforming based on worst-case performance optimization," *IET Signal Process.*, Vol. 2, No. 4, pp. 381-393, Dec 2008.

- [8] J. Zhuang and A. Manikas, "Interference cancellation beamforming robust to pointing errors," *IET Signal Process.*, Vol. 7, No. 2, pp. 120-127, April 2013.
- [9] L. Wang and R. C. de Lamare, "Constrained adaptive filtering algorithms based on conjugate gradient techniques for beamforming," *IET Signal Process.*, Vol. 4, No. 6, pp. 686-697, Feb 2010.
- [10] H. Ruan and R. C. de Lamare, "Robust Adaptive Beamforming Based on Low-Rank and Cross-Correlation Techniques," in *IEEE Transactions on Signal Processing*, vol. 64, no. 15, pp. 3919-3932, 1 Aug. 2016.
- [11] H. Ruan and R. C. de Lamare, "Low-Complexity Robust Adaptive Beamforming Based on Shrinkage and Cross-Correlation," *19th International ITG Workshop on Smart Antennas*, pp 1-5, March 2015.
- [12] L. L. Scharf and D. W. Tufts, "Rank reduction for modeling stationary signals," *IEEE Transactions on Acoustics, Speech and Signal Processing*, vol. ASSP-35, pp. 350-355, March 1987.
- [13] A. M. Haimovich and Y. Bar-Ness, "An eigenanalysis interference canceler," *IEEE Trans. on Signal Processing*, vol. 39, pp. 76-84, Jan. 1991.
- [14] D. A. Pados and S. N. Batalama "Joint space-time auxiliary vector filtering for DS/CDMA systems with antenna arrays" *IEEE Transactions on Communications*, vol. 47, no. 9, pp. 1406 - 1415, 1999.
- [15] J. S. Goldstein, I. S. Reed and L. L. Scharf "A multistage representation of the Wiener filter based on orthogonal projections" *IEEE Transactions on Information Theory*, vol. 44, no. 7, 1998.
- [16] Y. Hua, M. Nikpour and P. Stoica, "Optimal reduced rank estimation and filtering," *IEEE Transactions on Signal Processing*, pp. 457-469, Vol. 49, No. 3, March 2001.
- [17] M. L. Honig and J. S. Goldstein, "Adaptive reduced-rank interference suppression based on the multistage Wiener filter," *IEEE Transactions on Communications*, vol. 50, no. 6, June 2002.
- [18] E. L. Santos and M. D. Zoltowski, "On Low Rank MVDR Beamforming using the Conjugate Gradient Algorithm", *Proc. IEEE International Conference on Acoustics, Speech and Signal Processing*, 2004.
- [19] Q. Haoli and S.N. Batalama, "Data record-based criteria for the selection of an auxiliary vector estimator of the MMSE/MVDR filter", *IEEE Transactions on Communications*, vol. 51, no. 10, Oct. 2003, pp. 1700 - 1708.
- [20] R. C. de Lamare and R. Sampaio-Neto, "Reduced-Rank Adaptive Filtering Based on Joint Iterative Optimization of Adaptive Filters", *IEEE Signal Processing Letters*, Vol. 14, no. 12, December 2007.
- [21] Z. Xu and M.K. Tsatsanis, "Blind adaptive algorithms for minimum variance CDMA receivers," *IEEE Trans. Communications*, vol. 49, No. 1, January 2001.
- [22] R. C. de Lamare and R. Sampaio-Neto, "Low-Complexity Variable Step-Size Mechanisms for Stochastic Gradient Algorithms in Minimum Variance CDMA Receivers", *IEEE Trans. Signal Processing*, vol. 54, pp. 2302 - 2317, June 2006.
- [23] C. Xu, G. Feng and K. S. Kwak, "A Modified Constrained Constant Modulus Approach to Blind Adaptive Multiuser Detection," *IEEE Trans. Communications*, vol. 49, No. 9, 2001.
- [24] Z. Xu and P. Liu, "Code-Constrained Blind Detection of CDMA Signals in Multipath Channels," *IEEE Sig. Proc. Letters*, vol. 9, No. 12, December 2002.
- [25] R. C. de Lamare and R. Sampaio Neto, "Blind Adaptive Code-Constrained Constant Modulus Algorithms for CDMA Interference Suppression in Multipath Channels", *IEEE Communications Letters*, vol 9, no. 4, April, 2005.
- [26] L. Landau, R. C. de Lamare and M. Haardt, "Robust adaptive beamforming algorithms using the constrained constant modulus criterion," *IET Signal Processing*, vol.8, no.5, pp.447-457, July 2014.
- [27] R. C. de Lamare, "Adaptive Reduced-Rank LCMV Beamforming Algorithms Based on Joint Iterative Optimisation of Filters", *Electronics Letters*, vol. 44, no. 9, 2008.
- [28] R. C. de Lamare and R. Sampaio-Neto, "Adaptive Reduced-Rank Processing Based on Joint and Iterative Interpolation, Decimation and Filtering", *IEEE Transactions on Signal Processing*, vol. 57, no. 7, July 2009, pp. 2503 - 2514.
- [29] R. C. de Lamare and Raimundo Sampaio-Neto, "Reduced-rank Interference Suppression for DS-CDMA based on Interpolated FIR Filters", *IEEE Communications Letters*, vol. 9, no. 3, March 2005.
- [30] R. C. de Lamare and R. Sampaio-Neto, "Adaptive Reduced-Rank MMSE Filtering with Interpolated FIR Filters and Adaptive Interpolators", *IEEE Signal Processing Letters*, vol. 12, no. 3, March, 2005.
- [31] R. C. de Lamare and R. Sampaio-Neto, "Adaptive Interference Suppression for DS-CDMA Systems based on Interpolated FIR Filters with Adaptive Interpolators in Multipath Channels", *IEEE Trans. Vehicular Technology*, Vol. 56, no. 6, September 2007.
- [32] R. C. de Lamare, "Adaptive Reduced-Rank LCMV Beamforming Algorithms Based on Joint Iterative Optimisation of Filters," *Electronics Letters*, 2008.
- [33] R. C. de Lamare and R. Sampaio-Neto, "Reduced-rank adaptive filtering based on joint iterative optimization of adaptive filters", *IEEE Signal Process. Lett.*, vol. 14, no. 12, pp. 980-983, Dec. 2007.
- [34] R. C. de Lamare, M. Haardt, and R. Sampaio-Neto, "Blind Adaptive Constrained Reduced-Rank Parameter Estimation based on Constant Modulus Design for CDMA Interference Suppression", *IEEE Transactions on Signal Processing*, June 2008.
- [35] M. Yukawa, R. C. de Lamare and R. Sampaio-Neto, "Efficient Acoustic Echo Cancellation With Reduced-Rank Adaptive Filtering Based on Selective Decimation and Adaptive Interpolation," *IEEE Transactions on Audio, Speech, and Language Processing*, vol.16, no. 4, pp. 696-710, May 2008.
- [36] R. C. de Lamare and R. Sampaio-Neto, "Reduced-rank space-time adaptive interference suppression with joint iterative least squares algorithms for spread-spectrum systems," *IEEE Trans. Vehi. Technol.*, vol. 59, no. 3, pp. 1217-1228, Mar. 2010.
- [37] R. C. de Lamare and R. Sampaio-Neto, "Adaptive reduced-rank equalization algorithms based on alternating optimization design techniques for MIMO systems," *IEEE Trans. Vehi. Technol.*, vol. 60, no. 6, pp. 2482-2494, Jul. 2011.
- [38] R. C. de Lamare, L. Wang, and R. Fa, "Adaptive reduced-rank LCMV beamforming algorithms based on joint iterative optimization of filters: Design and analysis," *Signal Processing*, vol. 90, no. 2, pp. 640-652, Feb. 2010.
- [39] R. Fa, R. C. de Lamare, and L. Wang, "Reduced-Rank STAP Schemes for Airborne Radar Based on Switched Joint Interpolation, Decimation and Filtering Algorithm," *IEEE Transactions on Signal Processing*, vol.58, no.8, Aug. 2010, pp.4182-4194.
- [40] L. Wang and R. C. de Lamare, "Low-Complexity Adaptive Step Size Constrained Constant Modulus SG Algorithms for Blind Adaptive Beamforming", *Signal Processing*, vol. 89, no. 12, December 2009, pp. 2503-2513.
- [41] L. Wang and R. C. de Lamare, "Adaptive Constrained Constant Modulus Algorithm Based on Auxiliary Vector Filtering for Beamforming," *IEEE Transactions on Signal Processing*, vol. 58, no. 10, pp. 5408-5413, Oct. 2010.
- [42] L. Wang, R. C. de Lamare, M. Yukawa, "Adaptive Reduced-Rank Constrained Constant Modulus Algorithms Based on Joint Iterative Optimization of Filters for Beamforming," *IEEE Transactions on Signal Processing*, vol.58, no.6, June 2010, pp.2983-2997.
- [43] L. Wang, R. C. de Lamare and M. Yukawa, "Adaptive reduced-rank constrained constant modulus algorithms based on joint iterative optimization of filters for beamforming", *IEEE Transactions on Signal Processing*, vol.58, no. 6, pp. 2983-2997, June 2010.
- [44] L. Wang and R. C. de Lamare, "Adaptive constrained constant modulus algorithm based on auxiliary vector filtering for beamforming", *IEEE Transactions on Signal Processing*, vol. 58, no. 10, pp. 5408-5413, October 2010.
- [45] R. Fa and R. C. de Lamare, "Reduced-Rank STAP Algorithms using Joint Iterative Optimization of Filters," *IEEE Transactions on Aerospace and Electronic Systems*, vol.47, no.3, pp.1668-1684, July 2011.
- [46] Z. Yang, R. C. de Lamare and X. Li, "L1-Regularized STAP Algorithms With a Generalized Sidelobe Canceler Architecture for Airborne Radar," *IEEE Transactions on Signal Processing*, vol.60, no.2, pp.674-686, Feb. 2012.
- [47] Z. Yang, R. C. de Lamare and X. Li, "Sparsity-aware space-time adaptive processing algorithms with L1-norm regularisation for airborne radar", *IET signal processing*, vol. 6, no. 5, pp. 413-423, 2012.
- [48] Neto, F.G.A.; Nascimento, V.H.; Zakharov, Y.V.; de Lamare, R.C., "Adaptive re-weighting homotopy for sparse beamforming," in *Signal Processing Conference (EUSIPCO)*, 2014 Proceedings of the 22nd European , vol., no., pp.1287-1291, 1-5 Sept. 2014
- [49] Almeida Neto, F.G.; de Lamare, R.C.; Nascimento, V.H.; Zakharov, Y.V., "Adaptive reweighting homotopy algorithms applied to beamforming," *IEEE Transactions on Aerospace and Electronic Systems*, vol.51, no.3, pp.1902-1915, July 2015.

- [50] L. Wang, R. C. de Lamare and M. Haardt, "Direction finding algorithms based on joint iterative subspace optimization," *IEEE Transactions on Aerospace and Electronic Systems*, vol.50, no.4, pp.2541-2553, October 2014.
- [51] S. D. Somasundaram, N. H. Parsons, P. Li and R. C. de Lamare, "Reduced-dimension robust capon beamforming using Krylov-subspace techniques," *IEEE Transactions on Aerospace and Electronic Systems*, vol.51, no.1, pp.270-289, January 2015.
- [52] S. Xu and R. C. de Lamare, "Distributed conjugate gradient strategies for distributed estimation over sensor networks," *Sensor Signal Processing for Defense SSPD*, September 2012.
- [53] S. Xu, R. C. de Lamare, H. V. Poor, "Distributed Estimation Over Sensor Networks Based on Distributed Conjugate Gradient Strategies", *IET Signal Processing*, 2016 (to appear).
- [54] S. Xu, R. C. de Lamare and H. V. Poor, "Distributed Compressed Estimation Based on Compressive Sensing," *IEEE Signal Processing Letters*, vol. 22, no. 9, September 2014.
- [55] S. Xu, R. C. de Lamare and H. V. Poor, "Distributed reduced-rank estimation based on joint iterative optimization in sensor networks," in *Proceedings of the 22nd European Signal Processing Conference (EUSIPCO)*, pp.2360-2364, 1-5, Sept. 2014
- [56] S. Xu, R. C. de Lamare and H. V. Poor, "Adaptive link selection strategies for distributed estimation in diffusion wireless networks," in *Proc. IEEE International Conference on Acoustics, Speech and Signal Processing (ICASSP)*, vol., no., pp.5402-5405, 26-31 May 2013.
- [57] S. Xu, R. C. de Lamare and H. V. Poor, "Dynamic topology adaptation for distributed estimation in smart grids," in *Computational Advances in Multi-Sensor Adaptive Processing (CAMSAP)*, 2013 IEEE 5th International Workshop on , vol., no., pp.420-423, 15-18 Dec. 2013.
- [58] S. Xu, R. C. de Lamare and H. V. Poor, "Adaptive Link Selection Algorithms for Distributed Estimation", *EURASIP Journal on Advances in Signal Processing*, 2015.
- [59] N. Song, R. C. de Lamare, M. Haardt, and M. Wolf, "Adaptive Widely Linear Reduced-Rank Interference Suppression based on the Multi-Stage Wiener Filter," *IEEE Transactions on Signal Processing*, vol. 60, no. 8, 2012.
- [60] N. Song, W. U. Alokozai, R. C. de Lamare and M. Haardt, "Adaptive Widely Linear Reduced-Rank Beamforming Based on Joint Iterative Optimization," *IEEE Signal Processing Letters*, vol.21, no.3, pp. 265-269, March 2014.
- [61] R. C. de Lamare, R. Sampaio-Neto and M. Haardt, "Blind Adaptive Constrained Constant-Modulus Reduced-Rank Interference Suppression Algorithms Based on Interpolation and Switched Decimation," *IEEE Trans. on Signal Processing*, vol.59, no.2, pp.681-695, Feb. 2011.
- [62] Y. Cai, R. C. de Lamare, "Adaptive Linear Minimum BER Reduced-Rank Interference Suppression Algorithms Based on Joint and Iterative Optimization of Filters," *IEEE Communications Letters*, vol.17, no.4, pp.633-636, April 2013.
- [63] R. C. de Lamare and R. Sampaio-Neto, "Sparsity-Aware Adaptive Algorithms Based on Alternating Optimization and Shrinkage," *IEEE Signal Processing Letters*, vol.21, no.2, pp.225-229, Feb. 2014.
- [64] R. C. de Lamare, "Massive MIMO Systems: Signal Processing Challenges and Future Trends", *Radio Science Bulletin*, December 2013.
- [65] W. Zhang, H. Ren, C. Pan, M. Chen, R. C. de Lamare, B. Du and J. Dai, "Large-Scale Antenna Systems With UL/DL Hardware Mismatch: Achievable Rates Analysis and Calibration", *IEEE Trans. Commun.*, vol.63, no.4, pp. 1216-1229, April 2015.
- [66] R. C. De Lamare and R. Sampaio-Neto, "Minimum Mean-Squared Error Iterative Successive Parallel Arbitrated Decision Feedback Detectors for DS-CDMA Systems," in *IEEE Transactions on Communications*, vol. 56, no. 5, pp. 778-789, May 2008.
- [67] R. C. de Lamare, "Adaptive and Iterative Multi-Branch MMSE Decision Feedback Detection Algorithms for Multi-Antenna Systems," in *IEEE Transactions on Wireless Communications*, vol. 12, no. 10, pp. 5294-5308, October 2013.
- [68] Y. Cai, R. C. de Lamare, B. Champagne, B. Qin and M. Zhao, "Adaptive Reduced-Rank Receive Processing Based on Minimum Symbol-Error-Rate Criterion for Large-Scale Multiple-Antenna Systems," in *IEEE Transactions on Communications*, vol. 63, no. 11, pp. 4185-4201, Nov. 2015.
- [69] A. G. D. Uchoa, C. T. Healy and R. C. de Lamare, "Iterative Detection and Decoding Algorithms for MIMO Systems in Block-Fading Channels Using LDPC Codes," in *IEEE Transactions on Vehicular Technology*, vol. 65, no. 4, pp. 2735-2741, April 2016.
- [70] P. Li and R. C. de Lamare, "Distributed Iterative Detection With Reduced Message Passing for Networked MIMO Cellular Systems," in *IEEE Transactions on Vehicular Technology*, vol. 63, no. 6, pp. 2947-2954, July 2014.
- [71] K. Zu, R. C. de Lamare and M. Haardt, "Multi-Branch Tomlinson-Harashima Precoding Design for MU-MIMO Systems: Theory and Algorithms," in *IEEE Transactions on Communications*, vol. 62, no. 3, pp. 939-951, March 2014.
- [72] R. B. Di Renna and R. C. de Lamare, "Adaptive Activity-Aware Iterative Detection for Massive Machine-Type Communications," in *IEEE Wireless Communications Letters*, vol. 8, no. 6, pp. 1631-1634, Dec. 2019.
- [73] W. Zhang et al., "Widely Linear Precoding for Large-Scale MIMO with IQI: Algorithms and Performance Analysis," in *IEEE Transactions on Wireless Communications*, vol. 16, no. 5, pp. 3298-3312, May 2017.
- [74] J. Gu, R. C. de Lamare and M. Huemer, "Buffer-Aided Physical-Layer Network Coding With Optimal Linear Code Designs for Cooperative Networks," in *IEEE Transactions on Communications*, vol. 66, no. 6, pp. 2560-2575, June 2018.
- [75] H. Ruan and R. C. de Lamare, "Distributed Robust Beamforming Based on Low-Rank and Cross-Correlation Techniques: Design and Analysis," in *IEEE Transactions on Signal Processing*, vol. 67, no. 24, pp. 6411-6423, 15 Dec.15, 2019.
- [76] L. T. N. Landau and R. C. de Lamare, "Branch-and-Bound Precoding for Multiuser MIMO Systems With 1-Bit Quantization," in *IEEE Wireless Communications Letters*, vol. 6, no. 6, pp. 770-773, Dec. 2017.
- [77] T. E. B. Cunha, R. C. de Lamare, T. N. Ferreira and T. Halsig, "Joint Automatic Gain Control and MMSE Receiver Design for Quantized Multiuser MIMO Systems," 2018 15th International Symposium on Wireless Communication Systems (ISWCS), Lisbon, 2018, pp. 1-5.
- [78] Z. Shao, R. C. de Lamare and L. T. N. Landau, "Iterative Detection and Decoding for Large-Scale Multiple-Antenna Systems With 1-Bit ADCs," in *IEEE Wireless Communications Letters*, vol. 7, no. 3, pp. 476-479, June 2018.
- [79] L. T. N. Landau, M. Dörpinghaus, R. C. de Lamare and G. P. Fettweis, "Achievable Rate With 1-Bit Quantization and Oversampling Using Continuous Phase Modulation-Based Sequences," in *IEEE Transactions on Wireless Communications*, vol. 17, no. 10, pp. 7080-7095, Oct. 2018.
- [80] Y. Jiang et al., "Joint Power and Bandwidth Allocation for Energy-Efficient Heterogeneous Cellular Networks," in *IEEE Transactions on Communications*, vol. 67, no. 9, pp. 6168-6178, Sept. 2019
- [81] S. Jacobsson, G. Durisi, M. Coldrey, U. Gustavsson and C. Studer, "Throughput Analysis of Massive MIMO Uplink With Low-Resolution ADCs," in *IEEE Transactions on Wireless Communications*, vol. 16, no. 6, pp. 4038-4051, June 2017.
- [82] H. T. Dao and S. Kim, "Pilot power allocation for maximising the sum rate in massive MIMO systems," in *IET Communications*, vol. 12, no. 11, pp. 1367-1372, 17 7 2018.
- [83] A. Adhikary, A. Ashikhmin and T. L. Marzetta, "Uplink Interference Reduction in Large-Scale Antenna Systems," in *IEEE Transactions on Communications*, vol. 65, no. 5, pp. 2194-2206, May 2017.
- [84] A. Mezghani, M. S. Khoufi, and J. A. Nossek, "A Modified MMSE Receiver for Quantized MIMO Systems," in *Proc. ITG/IEEE WSA, Vienna, Austria*, February 2007.
- [85] D. Hui and D. L. Neuhoff, "Asymptotic analysis of optimal fixed-rate uniform scalar quantization," in *IEEE Transactions on Information Theory*, vol. 47, no. 3, pp. 957-977, Mar 2001.
- [86] J. J. Bussgang, "Crosscorrelation functions of amplitude-distorted Gaussian signals," Technical Report No. 216, Research Laboratory of Electronics, Massachusetts Institute of Technology, Cambridge, MA, Mar. 1952
- [87] P. Li, R. C. de Lamare and R. Fa, "Multiple Feedback Successive Interference Cancellation Detection for Multiuser MIMO Systems", in *IEEE Transactions on Wireless Communications*, vol. 10, no. 8, pp. 2434-2439, August 2011.
- [88] R. C. de Lamare, "Adaptive and Iterative Multi-Branch MMSE Decision Feedback Detection Algorithms for Multi-Antenna Systems," in *IEEE Transactions on Wireless Communications*, vol. 12, no. 10, pp. 5294-5308, October 2013.
- [89] B. M. Murray and I. B. Collings, "AGC and Quantization Effects in a Zero-Forcing MIMO Wireless System," in *2006 IEEE 63rd Vehicular Technology Conference*, Melbourne, Vic., 2006, pp. 1802-1806.