

SINGING SYNTHESIS: WITH A LITTLE HELP FROM MY ATTENTION.

Orazio Angelini Alexis Moinet Kayoko Yanagisawa Thomas Drugman

Amazon Research, Cambridge

ABSTRACT

We present a novel system for singing synthesis, based on attention. Starting from a musical score with notes and lyrics, we build a phoneme-level multi stream note embedding. The embedding contains the information encoded in the score regarding pitch, duration and the phonemes to be pronounced on each note. This note representation is used to condition an attention-based sequence-to-sequence architecture, in order to generate mel-spectrograms. Our model demonstrates attention can be successfully applied to the singing synthesis field. The system requires considerably less explicit modelling of voice features such as F0 patterns, vibratos, and note and phoneme durations, than most models in the literature. However, we observe that completely dispensing with any duration modelling introduces occasional instabilities in the generated spectrograms. We train an autoregressive WaveNet to be used as a neural vocoder to synthesise the mel-spectrograms produced by the sequence-to-sequence architecture, using a combination of speech and singing data.

Index Terms— Singing voice synthesis, attention, machine learning, deep learning, autoregressive models

1. INTRODUCTION

Research efforts on computer-aided singing synthesis systems date back to the late 1950s [1]. Historically, the working principles of singing synthesis systems have been based on parametric text-to-speech (TTS) or unit selection technology. Notable recent examples are Sinsy [2], a statistical parametric singing synthesis system, and Vocaloid [3], based on unit selection.

A recent development in the field is the introduction of deep neural networks (DNN) [4]. The latest version of Sinsy adopts DNNs instead of decision trees [5], and needs additional sub-models to predict specific features of a singing voice, such as F_0 [6] or note transition and sustain patterns [7]. The introduction of the WaveNet architecture [8] marked an increase in the importance of DNN techniques for TTS. Singing synthesis followed, with the introduction of several DNN-based models. Examples include [9, 10, 11], which present a generative model of a singing voice based on the WaveNet architecture. A common feature of all these singing synthesis models is the need to develop a number of separate

specialised sub-models to predict specific voice features such as the F_0 contour, the duration of individual phonemes, or the start time of notes (which, in natural singing voices, do not follow exactly the timing of the score, but usually happens slightly before or after [2]).

A development in TTS technology that is relevant to our work has been the introduction of attention-based architectures [12] such as Tacotron [13, 14] and Deep Voice [15], attention-based sequence-to-sequence (AS2S) models which predict spectrograms that are subsequently used to synthesise a waveform with a vocoder. For the purposes of this paper, the most salient feature of AS2S architectures is that its only conditioning input is text (or a corresponding phoneme list), and not any additional model or piece of information. Whereas pure WaveNet models needed to be conditioned on several other pieces of context, for example F_0 , an AS2S autonomously learns an implicit model of all voice features that are not included in its inputs: e.g. intonation, stress and rhythm. Much research has been done on AS2S architectures in order to extend their capability. Relevant examples are [16, 17, 18], which explicitly make the point that AS2S learns prosody autonomously and explore the possibility of learning an explicit representation for it to be used in later conditioning.

In this paper, we consider the possibility that an AS2S architecture may be able to learn an implicit model of singing interpretation in a similar way to what it does for speech prosody. We train an AS2S architecture on singing data, and observe that it is capable of generalising to unseen musical scores. Training the system requires a dataset whose size is the same order of magnitude of typical datasets in the field [4]. Additionally, its only input is the musical score with lyrics to be synthesised: it requires no explicit modelling of any feature of a singing voice. Being based on AS2S techniques, it potentially lends itself easily to all the extensions and improvements that have been produced already by the rich literature on this model.

2. SYSTEM DESCRIPTION

The system consists of three main parts. The first is a frontend that receives a score in MusicXML (MXL) format [19] as input, and outputs the note embeddings to be sent to an attention encoder. The second is an AS2S architecture, based

on [20, 21], modified to accept the note embeddings, whose decoder produces mel-spectrograms. The spectrograms are finally synthesized with a vocoder.

The frontend performs linguistic analysis on the score lyrics. The phoneme sequence for the utterance is inferred from the lyrics text. We allow for 3 possible vowel levels of stress (0,1,2). The punctuation is ignored. Then the frontend determines which phonemes correspond to each note of the score, using syllabification information specified in the MusicXML file. It also computes the expected duration in seconds of each note given its length, the tempo and time signature of the score. It finally combines this information into embeddings that will be used to condition the AS2S model.

The modification applied to the TTS AS2S architecture concerns the conditioning inputs to the encoder, which are substituted with phoneme-level note embeddings. Whereas a TTS AS2S generally takes as input a sequence of (one-hot encoded) tokens representing phoneme IDs for the utterance to be generated, our system takes as input 4 additional streams, as generated by the frontend. The following streams, all of equal length, are thus created and concatenated:

1. The phoneme sequence for the song utterance to be generated, one-hot encoded. 84 possible tokens are available in this stream, including a start (<s>), and a word boundary (<wb>) one.
2. The octave sequence for the note to be sung on each phoneme, according to the score, one-hot encoded. For example, for the sequence of notes C4, D#4, G3, the corresponding octave sequence would be (4, 4, 3). We allow for 4 values, which is the range found in our dataset.
3. The step in the chromatic scale (out of 12 possible ones) for the note to be sung on each phoneme, according to the score, e.g. G#, or B-, one-hot encoded.
4. The duration in seconds of the note to be sung on each phoneme, represented as a floating point number (z-score normalised).
5. A position embedding computed as a ramp representing the advancement of the note for each phoneme that it contains, as a floating point number in the interval [0,1]. For example, if three phonemes have to be sung on a given note, the first phoneme will have 1.0 on this stream, the second 0.5, and the last 0.0.

Streams 2-4 are repeated for the length of the note. For example, if the word “give” is to be sung on a G3 for 0.37 seconds, the tokens (“g”, “ih1”, “v”, “<wb>”) will be put in stream 1 (as in Fig.1), stream 2 will contain the octave (3, 3, 3, 3), the corresponding positions in stream 3 will contain (G, G, G, G), and those in stream 4 will contain the z-score normalised values corresponding to (0.37, 0.37, 0.37, 0.37). Stream 5




Fig. 1. An example of the embeddings detailed in Sec.2. Dashed red highlights the example illustrated in Sec.2, and dotted blue shows a tie disambiguated by stream 5.

will contain (1.0, 0.67, 0.33, 0.0). If a phoneme has to be sung on several notes, the phoneme is repeated while the other streams change. For example, to sing the phoneme “uw1” on two notes, G and E, each of duration 0.1 seconds, followed by one 0.2 second F, then stream 1 will contain (“uw1”, “uw1”, “uw1”); while stream 3 will contain (G, E, F) and stream 4 (0.1, 0.1, 0.2). The ramp also helps disambiguate ties, such as the one in Fig.1. Rests are represented by a pause token, and an additional one-hot value for octave and step. An example of the embeddings produced can be seen in Figure 1.

Compared to analogous solutions, we avoided the use of embeddings in the style of [22], which are more useful in polyphonic music. Our inputs are less rich compared to [10], which will be discussed in Sec.5.

The rest of the architecture is an AS2S model based on [21]. It was trained with the Adam optimisation algorithm [23] and a learning rate of 0.001. The network so organised is capable, after standard training on a large enough dataset, to produce spectrograms which are then synthesised by a vocoder, see Sec.3.1 and 3.3 for more detail.

3. EXPERIMENTAL PROTOCOL

3.1. Dataset

The dataset consists of 96 songs in US English, sung a capella by a single female voice, for a total of 2 hours and 15 seconds of music. It covers several genres, such as pop, blues rock, and some children’s songs. Since the length of most songs is in the order of minutes, we split them into segments of ~20-30 seconds, which correspond to about 200 phonemes each. This reduces the memory requirements at training time compared to processing whole songs (due to the attention ma-

trix size increasing with the square of the sequence length) while keeping the batch size large enough, at 32. In order to train the vocoder and the baseline system, we used an additional ~ 40 hours of speech data by the same voice performing the songs.

Given the small amount of data available (prior to data augmentation mentioned in Sec.3.2), we reduced the test set size to the minimum possible, of about 5 minutes in total. Most songs contain repetitions such as refrains or repeated pitch patterns. Holding out whole songs would have been too costly in terms of training data, and yielding too little diversification in the test set. In order to ensure a strict separation of train and test data, we compared all segments, and excluded them from the test set if they contained a sequence of subsequent note pitches longer than 3 repeated in any other segment in the dataset. Apart from the segments excluded because of repetitions, we selected the test set segments randomly.

3.2. Data augmentation

A common concern in the singing synthesis field consists of the small amount of data available to train models [10]. Luckily, song data is symmetric to two transformations that can be leveraged in order to augment the dataset: pitch shifting and tempo changes. Following previous literature [10, 24, 5], we employed both. We applied the following transformations to each song in the dataset:

- Shifting the pitch by $[-1, 0, +1, +2, +3]$ semitones.
- Changing the original beats per minute (bpm) of the song to $[\cdot 85, \cdot 90, \cdot 95, 1, \cdot 1.05, 1.10, 1.15]$ percent of the original one.

There are 35 possible combinations of these two augmentation types, so the final amount of augmented data consisted of about 70 hours. This makes more contexts available to the model during training. The change can be visualised in Figures 2 and 3. We applied these transformations using an algorithm that preserves perceived vocal tract length. The maximum amount of change that can be applied before excessive degradation has been determined through informal listening tests by the authors.

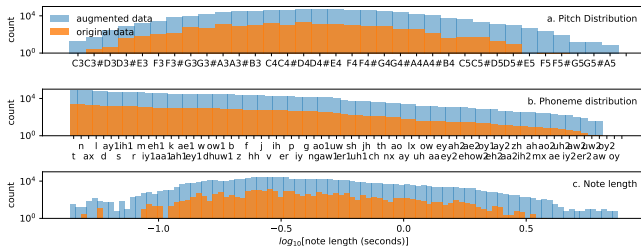


Fig. 2. Data distribution before and after data augmentation.

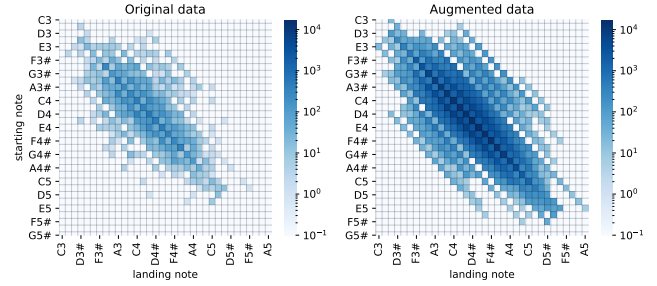


Fig. 3. Distribution of pitch changes in the dataset. Left (right) panel shows the distribution of the original (of augmented) data.

3.3. Vocoder

The vocoder used in this paper is an autoregressive WaveNet based on [8], conditioned only on (80-dimensional) mel-spectrograms as in [14]. The training data for the vocoder used in our test consisted of the whole training set (including augmentations) used for the AS2S model plus ~ 40 hours of speech data. We observed that the addition of speech data to the vocoder training set seems to increase the quality of the samples.

3.4. MUSHRA tests

We set up a MUSHRA test [25] comparing 3 versions of each segment sung or synthesised in the same voice. One is the original recording, intended as the upper anchor, and another is the same segment synthesised by our model. In selecting the third system (baseline), we were constrained by the need for listeners to compare the same voice across different segments [25] and the limitations of our proprietary data. The system we selected as the baseline is a TTS model with an architecture similar to [8], trained only on the available speech data and conditioned to sing on pitch and linguistic information extracted from the music score. We recognise the weakness of considering this system as the baseline, but we wanted a system to provide the lower anchor in the MUSHRA.

To maintain the focus of the MUSHRA test listeners, the segments chosen for the test set were further split into chunks of ~ 3 -5 seconds. Each segment was judged by at least 22 different participants in the test, all US English native speakers, who were asked to answer the following question: “Please rate the samples in terms of their naturalness”. They rated the samples on a continuous scale between 0 (representing “Not at all natural”) and 100 (representing “Completely natural”). All possible combinations of pairwise 2-sided t-tests of the scores for different systems yield a p-value $\ll 0.01$.

4. RESULTS

The MUSHRA test results, presented in Table 1 and Fig.4, show that the mean relative MUSHRA score for the system evaluated, with respect to recordings, is 58.9%. But more importantly, it reveals a high variability in our model’s scores. Upon closer inspection, we observed that most segments in the lower score quartile (whose scores range between 26-50) contain either a vocoder glitch or mumbled words. Segments in the upper two quartiles, which obtain average scores up to 71, seem to show much less of these problems. As mentioned in Sec.3.4, the baseline performs poorly, we therefore do not consider it informative enough for a comparison with the state of the art.

The model sings in tune. It performs best on simpler songs, which do not include extremely high or low-pitched notes, or phonemes sustained for a long time, which was expected given they are under-represented in the context distribution of the data (Figs.2 and 3). Since the dataset did not contain vibrato annotations, no explicit indication of it was included in the note embeddings. Nevertheless, we observed that the model learns to reproduce a good vibrato, and apply it in the right places – on longer sustained notes – according to the musical context. We observed that, given the amount of data available, data augmentation is essential for the AS2S model to generalise correctly. This is less true for the vocoder, which can reach acceptable, although unstable, results with as little as 2 hours of unaugmented song data, if its training set also contains a large amount of speech data.

The two main drawbacks of the model are due to the nature of the architecture of choice. The model occasionally collapses to a silent mode when a long rest, i.e. silence, is encountered in the score. This issue, similar to word-skipping, seems to be common to AS2S models in general [15, 14], but is most severe in music, where pauses of any given length are frequent and essential to the musical context and rhythm. Another possibly related drawback is that the model seems to occasionally produce notes that are slightly too long or too short, losing the rhythm. This is due to the fact that in our architecture it is not possible to directly control the timing of the attention matrix. None of the two problems reduce its ultimate ability to synthesise a singing voice. Two easy workarounds are cutting the scores on rests, and editing the tempo in post-processing in case the timing problem manifests itself. We observed that low-scored samples from the MUSHRA test seem to suffer more frequently from vocoder glitches and mumbling than attention instabilities. We attribute the former to the lack of data. Nonetheless, future work will have to focus on avoiding collapse to silence and stabilising the duration model.

	mean	standard deviation
recordings	89.01	15.83
system	52.38	26.42
baseline	8.49	14.07

Table 1. MUSHRA test results.

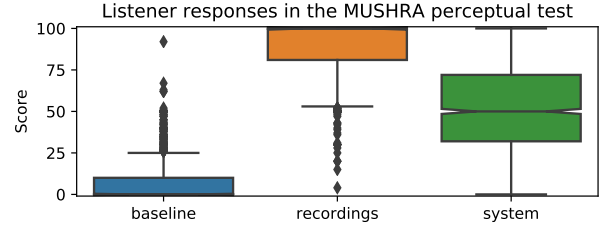


Fig. 4. Boxplot of MUSHRA tests results.

5. DISCUSSION

In this paper we presented the first application of the attention mechanism to singing synthesis, to the best of our knowledge. What sets the system apart from previous techniques is the complete lack of need for explicitly modelling many parts of the song synthesis process. The AS2S architecture is capable of autonomously modelling F0 patterns, vibratos, and inserting vibrato in the right context. As noted earlier, our embeddings are leaner than those in [10], which also embed the previous/next phoneme (we hypothesise that attention renders them redundant), as well as other linguistic features and more importantly phoneme length.

Many of the previous singing synthesis systems require a separate model for allocating phoneme duration inside of a note. To increase naturalness, a model is sometimes needed to emulate the small imperfections in timing found in natural singing, such as in [2]. In other words, many duration values needed for the synthesis are not unambiguously specified by the score. Attention dispenses with the need to model duration, and is conceptually simpler than previous systems proposed in the literature. One major improvement is therefore the reduced amount of modelling work needed to create a singing synthesis system with the method we described here. However, the main drawbacks of employing the AS2S model are also a direct result of the attention model used. Some previous work (e.g. [15, 26]) already tackled the same problems. We propose that our model can be stabilised with further work, and that the benefits of a stable attention model would ultimately justify its use.

Our system also lends itself to potential new extensions of its functionality, which would be hard to achieve with other techniques. AS2S models enjoy much active research work, and all new extensions of such architectures, such as e.g. speaker identity, language conditioning, and style conditioning can potentially be immediately applied to our model.

6. REFERENCES

- [1] Perry R. Cook, “Singing voice synthesis: History, current work, and future directions,” *Computer Music Journal*, vol. 20, no. 3, pp. 38–46, 1996.
- [2] Yukiya Hono, et al., “Recent Development of the DNN-based Singing Voice Synthesis System-Sinsy,” in *Asia-Pacific Signal and Information Processing Association Annual Summit and Conference (APSIPA ASC)*. IEEE, 2018.
- [3] Hideki Kenmochi et al., “Vocaloid-commercial singing synthesizer based on sample concatenation,” in *Eighth Annual Conference of the International Speech Communication Association*, 2007.
- [4] Emilia Gomez, et al., “Deep Learning for Singing Processing: Achievements, Challenges and Impact on Singers and Listeners,” *arXiv e-prints*, p. arXiv:1807.03046, Jul 2018.
- [5] Kazuhiro Nakamura, et al., “Singing voice synthesis based on convolutional neural networks,” *arXiv e-prints*, p. arXiv:1904.06868, Apr 2019.
- [6] Yusuke Wada, et al., “Sequential Generation of Singing F0 Contours from Musical Note Sequences Based on WaveNet,” in *Sequential Generation of Singing F0 Contours from Musical Note Sequences Based on WaveNet*, 2018, pp. 983–989.
- [7] Kanru Hua, “Modeling Singing F0 With Neural Network Driven Transition-Sustain Models,” *arXiv e-prints*, p. arXiv:1803.04030, Mar 2018.
- [8] Aaron van den Oord, et al., “WaveNet: A Generative Model for Raw Audio,” *arXiv e-prints*, p. arXiv:1609.03499, Sep 2016.
- [9] Merlijn Blaauw et al., “A Neural Parametric Singing Synthesizer,” *arXiv e-prints*, p. arXiv:1704.03809, Apr 2017.
- [10] Merlijn Blaauw, et al., “A Neural Parametric Singing Synthesizer Modeling Timbre and Expression from Natural Songs,” *Applied Sciences*, vol. 7, no. 12, pp. 1313, dec 2017.
- [11] Frederik Bous et al., “Analysing Deep Learning-Spectral Envelope Prediction Methods for Singing Synthesis,” *arXiv e-prints*, p. arXiv:1903.01161, Mar 2019.
- [12] Ashish Vaswani, et al., “Attention Is All You Need,” in *Advances in neural information processing systems*, 2017, pp. 5998–6008.
- [13] Yuxuan Wang, et al., “Tacotron: Towards End-to-End Speech Synthesis,” *arXiv e-prints*, p. arXiv:1703.10135, Mar 2017.
- [14] Jonathan Shen, et al., “Natural TTS synthesis by conditioning wavenet on mel spectrogram predictions,” in *IEEE International Conference on Acoustics, Speech and Signal Processing (ICASSP)*, 2018, pp. 4779–4783.
- [15] Wei Ping, et al., “Deep Voice 3: Scaling Text-to-Speech with Convolutional Sequence Learning,” *arXiv e-prints*, p. arXiv:1710.07654, Oct 2017.
- [16] Yuxuan Wang, et al., “Style Tokens: Unsupervised Style Modeling, Control and Transfer in End-to-End Speech Synthesis,” *arXiv e-prints*, p. arXiv:1803.09017, Mar 2018.
- [17] RJ Skerry-Ryan, et al., “Towards End-to-End Prosody Transfer for Expressive Speech Synthesis with Tacotron,” *arXiv e-prints*, p. arXiv:1803.09047, Mar 2018.
- [18] Viacheslav Klimkov, et al., “Fine-grained robust prosody transfer for single-speaker neural text-to-speech,” *arXiv e-prints*, p. arXiv:1907.02479, Jul 2019.
- [19] Michael Good, “MusicXML in Commercial Applications — Songs and Schemas,” *Music Analysis East and West*, pp. 9–20, 2006.
- [20] Thomas Merritt, et al., “Comprehensive evaluation of statistical speech waveform synthesis,” *arXiv e-prints*, p. arXiv:1811.06296, Nov 2018.
- [21] Javier Latorre, et al., “Effect of data reduction on sequence-to-sequence neural TTS,” *arXiv e-prints*, p. arXiv:1811.06315, Nov 2018.
- [22] Cheng-Zhi Anna Huang, et al., “Music transformer: Generating music with long-term structure,” *arXiv preprint arXiv:1809.04281*, 2018.
- [23] Diederik P. Kingma et al., “Adam: A Method for Stochastic Optimization,” *arXiv e-prints*, p. arXiv:1412.6980, Dec 2014.
- [24] Tom Ko, et al., “Audio Augmentation for Speech Recognition,” in *Sixteenth Annual Conference of the International Speech Communication Association*, 2015.
- [25] ITU Radiocommunication Assembly, “ITU-R BS. 1534-3: Method for the subjective assessment of intermediate quality level of audio systems. October 2015,” .
- [26] Yi Ren, et al., “FastSpeech: Fast, Robust and Controllable Text to Speech,” *arXiv e-prints*, p. arXiv:1905.09263, May 2019.