

Contemporary software monitoring: a systematic mapping study

Jeanderson Barros Cândido^{1,2}, Maurício Finavaro Aniche¹, and Arie van Deursen¹

¹Department of Software Technology, Delft University of Technology, Netherlands

²Adyen N.V., Amsterdam, Netherlands

Corresponding author:

Jeanderson Cândido

Email address: j.candido@tudelft.nl, jeanderson.candido@adyen.com

ABSTRACT

Modern software development and operations rely on monitoring to understand how systems behave in production. The data provided by application logs and runtime environment are essential to detect and diagnose undesired behavior and improve system reliability. However, despite the rich ecosystem around industry-ready log solutions, monitoring complex systems and getting insights from log data remains a challenge. Researchers and practitioners have been actively working to address several challenges related to logs, e.g., how to effectively provide better tooling support for logging decisions to developers, how to effectively process and store log data, and how to extract insights from log data. A holistic view of the logging research field is key to provide directions and to disseminate the state-of-the-art for technology transferring. In this paper, we study 108 papers (72 research track papers, 24 journals, and 12 industry track papers) from different communities (e.g., machine learning, software engineering, and systems) and structure the research field in light to the life-cycle of log data. Our analysis shows that (1) logging is challenge not only in open source projects but also in industry, (2) machine learning is a promising approach to enable contextual analysis of source code for log recommendation but further investigation is required to assess the usability of those tools in practice, (3) few studies approached efficient persistence of log data, and (4) there are open opportunities to analyze application logs and to evaluate state-of-the-art log analysis techniques in a DevOps context.

INTRODUCTION

Software systems are everywhere and play an important role in society and economy. Failures in those systems may harm entire businesses and cause unrecoverable loss in the worst case. For instance, in 2018, a supermarket chain in Australia remained closed nationwide for three hours due to “minor IT problems” in their checkout system (Chung, 2018). More recently, in 2019, a misconfiguration and a bug in a data center management system caused a worldwide outage in the Google Cloud platform, affecting not only Google’s services, but also businesses that use their platform as a service, e.g., Shopify and Snapchat (Wired, 2019; Google, 2019).

While software testing plays an important role in preventing failures and assessing reliability, developers and operations teams rely on monitoring to understand how the system behaves in production. In fact, the symbiosis between development and operations resulted in a mix known as DevOps (Bass et al., 2015; Dyck et al., 2015; Roche, 2013), where both roles work in a continuous cycle. In addition, given the rich nature of data produced by large-scale systems in production and the popularization of machine learning, there is an increasingly trend to adopt artificial intelligence to automate operations. Gartner (2019) refers to this movement as AIOps and also highlight companies providing automated operations as a service. Unsurprisingly, the demand to analyse operations data fostered the creation of a multi-million dollar business (TechCrunch, 2017; Investor’s Business Daily, 2018) and plethora of open source and commercial tools to process and manage log data. For instance, the Elastic stack¹ (a.k.a. “ELK” stack) is a popular option to collect, process, and analyse log data (possibly from different sources) in a

¹<https://www.elastic.co/what-is/elk-stack>

centralised manner. The standard stack consists of Elasticsearch², Logstash³, and Kibana⁴: Logstash is a log processor tool with several plugins available to parse and extract log data, Kibana provides an interface for visualisation, query, and exploration of log data, and Elasticsearch, the core component of the Elastic stack, is a distributed and fault-tolerant search engine built on top of Apache Lucene⁵. Variants of those components from other vendors include Grafana⁶ for user interface and Fluentd⁷ for log processing.

The data provided by application logs (i.e., data generated from API calls of logging frameworks) and runtime environments (e.g., CPU and disk usage) are essential to detect and diagnose undesired behaviour and improve software reliability. However, despite the rich ecosystem around industry-ready log solutions, monitoring complex systems and getting insights from log data is challenging. For instance, developers need to make several decisions that affect the quality and usefulness of log data, e.g., where to place log statements and what information should be included in the log message. In addition, log data can be voluminous and heterogeneous due to how individual developers instrument an application and also the variety in a software stack that compose a system. Those characteristics of log data make it exceedingly hard to make optimal use of log data at scale. In addition, companies need to consider privacy, retention policies, and how to effectively get value from data. Even with the support of machine learning and growing adoption of big data platforms, it is challenging to process and analyse data in a costly and timely manner.

The research community, including practitioners, have been actively working to address the challenges related to the typical life-cycle of log (i.e. how to effectively provide better tooling support for logging decisions to developers, how to effectively process and store log data, and how to extract insights from log data). Previously, Rong et al. (2017) conducted a survey involving 41 primary studies to understand what was the current state of logging practices. They focused their analysis on studies addressing development practices of logging. El-Masri et al. (2020) conducted an in-depth analysis of 11 log parsing (referred as “log abstraction”) techniques and proposed a quality model based on a survey of 89 primary studies on log analysis and parsing. While these are useful, no overview exists that includes other important facets of log analysis (e.g. log analysis for quality assurance), connects the different log-related areas, and identifies the most pressing open challenges. This in-breadth knowledge is key not only to provide directions to the research community but also to bridge the gap between the different research areas, and to summarise the literature for easy access to practitioners.

In this paper, we propose a systematic mapping of the logging research area. To that aim, we study 108 papers that appeared in top-level peer-reviewed conferences and journals from different communities (e.g., machine learning, software engineering, and systems). We structure the research field in light of the life-cycle of log data, elaborate the focus of each research area, and discuss opportunities and directions for future work. Our analysis shows that (1) logging is a challenge not only in open source projects but also in industry, (2) machine learning is a promising approach to enable contextual analysis of source code for log recommendations but further investigation is required to assess the usability of those tools in practice, (3) few studies address efficient persistence of log data, and (4) while log analysis is mature field with several applications (e.g., quality assurance and failure prediction), there are open opportunities to analyse application logs and to evaluate state-of-the-art techniques in a DevOps context.

SURVEY METHODOLOGY

The goal of this paper is to discover, categorise, and summarise the key research results in the field of logging. To this end, we perform a systematic mapping study to provide a holistic view of the current literature in the logging research field.

Our survey methodology is divided into four parts as illustrated in Figure 1. First, we perform preliminary searches to derive our search criteria and build an initial list of potential relevant studies based on five data sources. Next, we apply our inclusion/exclusion criteria to arrive at the eventual list of selected papers up to 2018 (when we first conducted the survey). We then conduct the classification and data extraction procedures. Finally, we update the results of our survey to include papers published in 2019.

²<https://www.elastic.co/elasticsearch/>

³<https://www.elastic.co/logstash>

⁴<https://www.elastic.co/kibana>

⁵<https://lucene.apache.org>

⁶<https://grafana.com>

⁷<https://www.fluentd.org>

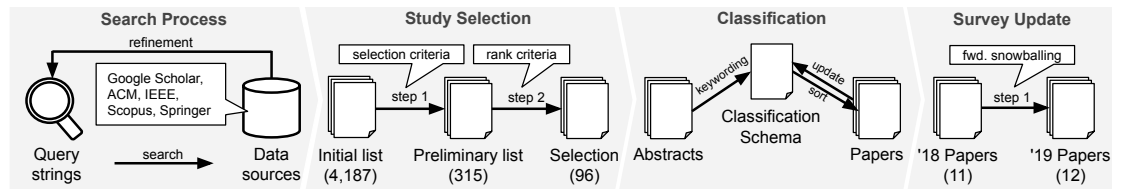


Figure 1. Overview of survey methodology: our four steps consists of the discovery of related studies (“Search Process”), the selection of relevant studies (“Study Selection”), the mapping process (“Classification”), and the update for papers published in 2019 (“Survey Update”).

Data Sources and Search Process

To conduct our study, we considered five popular digital libraries from different publishers based on other literature reviews in software engineering, namely, ACM Digital Library, IEEE Xplore, SpringerLink, Scopus, and Google Scholar. By considering five digital libraries, we maximise the range of venues and increase the diversity of studies related to logging. In addition, this decision reduces the bias caused by the underlying search engine since two digital libraries may rank the results in a different way for the same equivalent search.

We aim to discover relevant papers from different areas as much as possible. However, it is a challenge to build an effective query for the five selected digital libraries without dealing with a massive amount of unrelated results, since terms such as “log” and “log analysis” are pervasive in many areas. Conversely, inflating the search query with specific terms to reduce false positives would bias our study to a specific context (e.g., log analysis for debugging). To find a balance between those cases, we conducted preliminary searches with different terms and search scopes, e.g., full text, title, and abstract. We considered terms based on “log”, its synonyms, and activities related to log analysis. During this process, we observed that forcing the presence of the term “log” helps to order relevant studies on the first pages. In case the data source is unable to handle word stemming automatically (e.g., “log” and “logging”), we enhance the query with the keywords variations. In addition, configured the data sources to search on titles and abstracts whenever it was possible. In case the data source provides no support to search on titles and abstracts, we considered only titles to reduce false positives. This process resulted in the following search query:

log AND (trace OR event OR software OR system OR code OR detect OR mining OR analysis OR monitoring OR web OR technique OR develop OR pattern OR practice)

Dealing with multiple libraries requires additional work to merge data and remove duplicates. In some cases, the underlying information retrieval algorithms yielded unexpected results when querying some libraries, such as duplicates within the data source and entries that mismatch the search constraints. To overcome those barriers, we implemented auxiliary scripts to cleanup the dataset. We index the entries by title to eliminate duplicates, and we remove entries that fail to match the search criteria. Furthermore, we keep the most recent work when we identify two entries with the same title and different publication date (e.g., journal extension from previous work).

As of December of 2018, when we first conducted this search, we extracted 992 entries from Google Scholar, 1,122 entries from ACM Digital Library, 1,900 entries from IEEE Xplore, 2,588 entries from Scopus, and 7,895 entries from SpringerLink (total of 14,497 entries). After merging and cleaning the data, we ended up with 4,187 papers in our initial list.

Study Selection

We conduct the selection process by assessing the 4,187 entries according to inclusion/exclusion criteria and by selecting publications from highly ranked venues. We define the criteria as follows:

- C₁: It is an English manuscript.
- C₂: It is a primary study.
- C₃: It is a full research paper accepted through peer-review.

C₄: The paper uses the term “log” in a software engineering context, i.e., logs to describe the behavior of a software system. We exclude papers that use the term “log” in an unrelated semantic (e.g., deforestation, life logging, well logging, log function).

The rationale for criterion C₁ is that major venues use English as the standard idiom for submission. The rationale for criterion C₂ is to avoid including secondary studies in our mapping, as suggested by Kitchenham and Charters (2007). In addition, the process of applying this criterion allows us to identify other systematic mappings and systematic literature reviews related to ours. The rationale for criterion C₃ is that some databases return grey literature as well as short papers; our focus is on full peer-reviewed research papers, which we consider mature research, ready for real-world tests. Note that different venues might have different page number specifications to determine whether a submission is a full or short paper, and these specifications might change over time. We consulted the page number from each venue to avoid unfair exclusion. The rationale for criterion C₄ is to exclude papers that are unrelated to the scope of this mapping study. We noticed that some of the results are in the context of, e.g, mathematics and environmental studies. While we could have tweaked our search criteria to minimise the occurrence of those false positives (e.g., NOT deforestation), we were unable to systematically derive all keywords to exclude; therefore, we favoured higher false positive rate in exchange of increasing the chances of discovering relevant papers.

The first author manually performed the inclusion procedure. He analysed the title and abstracts of all the papers marking the paper as “in” or “out”. During this process, the author applied the criteria and categorised the reasons for exclusion. For instance, whenever an entry fails the criteria C₄, the authors classified it as “Out of Scope”. The categories we used are: “Out of Scope”, “Short/workshop paper”, “Not a research paper”, “Unpublished” (e.g., unpublished self-archived paper indexed by Google Scholar), “Secondary study”, and “Non-English manuscript”. It is worth mentioning that we flagged three entries as “Duplicate” as our merging step missed these cases due to special characters in the title. After applying the selection criteria, we removed 3,872 entries resulting in 315 entries.

In order to filter the remaining 315 papers by rank, we used the CORE Conference Rank (CORE Rank)⁸ as a reference. We considered studies published only in venues ranked as A* or A. According to the CORE Rank, those categories indicate that the venue is widely known in the computer science community and has a strict review process by experienced researches. After applying the rank criteria, we removed 219 papers.

Selection Step	Qty
Step 1. Exclusion by selection criteria	3,872
Out of scope (failed C ₄)	3,544
Short/workshop paper (failed C ₃)	276
Not a research paper (failed C ₃)	40
Non-English manuscript (failed C ₁)	4
Unpublished (failed C ₃)	3
Duplicate	3
Secondary study (failed C ₂)	2
Preliminary inclusion of papers	315
Step 2. Exclusion by venue rank (neither A* nor A)	219
Unranked	143
Rank B	47
Rank C	30
Inclusion of papers (up to 2018, inclusive)	96

Table 1. Distribution of study selection when the survey was first conducted.

Our selection consists of $(315 - 219 =) 96$ papers after applying inclusion/exclusion criteria (step 1) and filtering by venue rank (step 2). Table 1 summarises the selection process.

Classification and Data Extraction

To conduct the classification process, we perform the keywording of abstracts (Petersen et al., 2008). In this process, we extract keywords in the abstract (or introduction, if necessary) and cluster similar

⁸<http://www.core.edu.au/conference-portal>

keywords to create categories. We perform this process using a random sample of papers to derive an initial classification schema.

The first author conducted two separate blinded classifications on different periods of time to measure the degree of adherence to the schema given that classification is subject of interpretation, and thus, a source of bias. The same outcome converged on 83% of the cases (80 out of the 96 identified papers). The divergences were then discussed with the second author of this paper. Furthermore, the second author reviewed the resulting classification. Note that, while a paper may address more than one category, we choose the category related to the most significant contribution of that paper.

Later, with all the papers initially classified, the authors explored the specific objectives of each paper and review the assigned category. To that aim, the first and second authors performed card sorting (Usability.gov, 2019; Spencer and Warfel, 2004) to determine the goal of each of the studied papers. Note that, in case new categories emerge in this process, we generalise them in either one of the existing categories or enhance our classification schema to update our view of different objectives in a particular research area. After the first round of card sorting, we noticed that some of the groups (often the ones with high number of papers) could be further broken down in subcategories (we discuss the categories and related subcategories in the Results section).

Finally, we collect metadata information about the papers. While a complete meta-analysis is out of scope from our study, we are interested in visualising the communities involved in the research area, understand how the field grows over time, and to which extent industry and academia collaborate. To this end, we extract the year of publication, the venue, and the type of paper (i.g., journal, research track, or industry track paper).

Survey Update

As of October of 2020, we updated our survey to include papers published in 2019 since we first conducted this analysis during December in 2018. From the 315 originally selected, we choose all 11 papers from 2018 and perform *forward snowballing* to fetch a preliminary list of papers from 2019. It is worth mentioning that we limit the results up to 2019 to avoid incomplete results for 2020. We use the “Cited By” feature from Google Scholar to identify the citations.

For the preliminary list of 2019, we apply the same selection and rank criteria (see Section “Study Selection”); then, we analyse and map the studies according to the existing classification schema (see Section “Classification and Data Extraction”). In this process, we identify 12 new papers and merge them with our existing dataset. Our final dataset consists of $(96 + 12 =)$ 108 papers.

RESULTS

We identified 108 papers (72 research track papers, 24 journals, and 12 industry track papers) published in 47 highly ranked venues, spanning different communities, such as Software Engineering, Distributed Systems and Cloud Computing, Dependable Systems, Reliability Engineering, Knowledge Discovery, Data Mining, and Security.

Table 2 highlights the most recurring venues in our dataset (we omitted venues with less than three papers for brevity). The “International Conference on Software Engineering (ICSE)”, the “Empirical Software Engineering Journal (EMSE)”, and the “International Conference on Dependable Systems and Networks (DSN)” are the top three recurring venues related to the subject and are well-established venues. DSN and ICSE are conferences with more than 40 editions each and EMSE is a journal with an average of five issues per year since 1996. At a glance, we noticed that papers from DSN have an emphasis on log analysis of system logs while papers from ICSE and EMSE have an emphasis on development aspects of logging practices (more details about the research areas in the next section). Note that Table 2 also concentrates 63% (68 out of 108) of the primary studies in our dataset.

Figure 2 highlights the growth of publication from 1992 to 2019. The interest on logging has been continuously increasing since the early 2000’s. During this time span, we observed the appearance of industry track papers reporting applied research in a real context. This gives some evidence that the growing interest on the topic attracted not only researchers from different areas but also companies, fostering the collaboration between academia and industry.

Venue (acronym)	References	Qty
International Conference on Software Engineering (ICSE)	Andrews and Zhang (2000); Yuan et al. (2012a); Beschastnikh et al. (2014); Fu et al. (2014); Pecchia et al. (2015); Zhu et al. (2015); Lin et al. (2016); Chen and Jiang (2017a); Li et al. (2019b); Zhu et al. (2019)	10
Empirical Software Engineering Journal (EMSE)	Huynh and Miller (2009); Shang et al. (2015); Russo et al. (2015); Chen and Jiang (2017b); Li et al. (2017a); Hassani et al. (2018); Li et al. (2018); Zeng et al. (2019); Li et al. (2019a)	9
IEEE/IFIP International Conference on Dependable Systems and Networks (DSN)	Oliner and Stearley (2007); Chinghway Lim et al. (2008); Cinque et al. (2010); Di Martino et al. (2012); El-Sayed and Schroeder (2013); Oprea et al. (2015); He et al. (2016a); Neves et al. (2018)	8
International Symposium on Software Reliability Engineering (ISSRE)	Dong Tang and Iyer (1992); Mariani and Pastore (2008); Banerjee et al. (2010); Pecchia and Russo (2012); Farshchi et al. (2015); He et al. (2016b); Bertero et al. (2017)	7
International Conference on Automated Software Engineering (ASE)	Andrews (1998); Chen et al. (2018); He et al. (2018); Ren et al. (2019); Liu et al. (2019a)	5
International Symposium on Reliable Distributed Systems (SRDS)	Zhou et al. (2010); Kc and Gu (2011); Fu et al. (2012); Chuah et al. (2013); Gurumdimma et al. (2016)	5
ACM International Conference on Knowledge Discovery and Data Mining (KDD)	Makanju et al. (2009); Nandi et al. (2016); Wu et al. (2017); Li et al. (2017b)	4
IEEE International Symposium on Cluster, Cloud and Grid Computing (CCGrid)	Prewett (2005); Yoon and Squicciarini (2014); Lin et al. (2015); Di et al. (2017)	4
IEEE Transactions on Software Engineering (TSE)	Andrews and Zhang (2003); Tian et al. (2004); Cinque et al. (2013); Liu et al. (2019b)	4
Annual Computer Security Applications Conference (ACSAC)	Abad et al. (2003); Barse and Jonsson (2004); Yen et al. (2013)	3
IBM Journal of Research and Development	Aharoni et al. (2011); Ramakrishna et al. (2017); Wang et al. (2017)	3
IEEE International Conference on Data Mining (ICDM)	Fu et al. (2009); Xu et al. (2009); Tang and Li (2010)	3
Journal of Systems and Software (JSS)	Mavridis and Karatza (2017); Bao et al. (2018); Farshchi et al. (2018)	3
Total		68

Table 2. Top recurring venues ordered by number of papers. There are 13 (out of 47) recurring venues with at least three papers published (omitted venues with less than three papers for brevity).

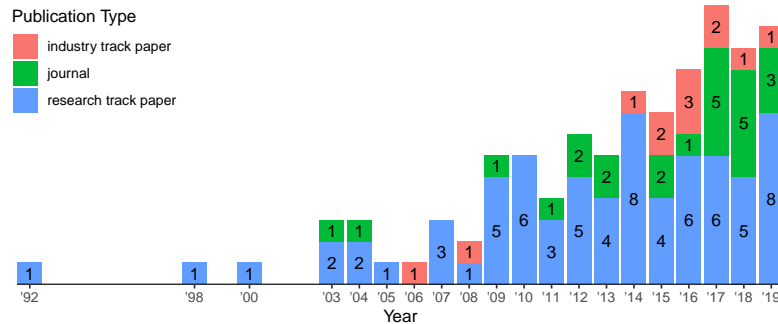


Figure 2. Growth of publication types over the years. Labels indicate the number of publication per type in a specific year.

Overview of Research Areas

We grouped the studied papers among the following three categories and their respective subcategories that emerged from our keywording process:

- **Log Engineering:** Research in this category aims at understanding how developers conduct logging practices and providing better tooling support to developers. There are three subcategories in this line of work: (1) empirical studies on logging practices, (2) requirements for application logs, and (3) implementation of log statements (e.g., where and how to log).
- **Log Infrastructure:** Research in this category aims at improving log processing and persistence. There are two subcategories in this line of work: (1) log parsing, and (2) log storage.

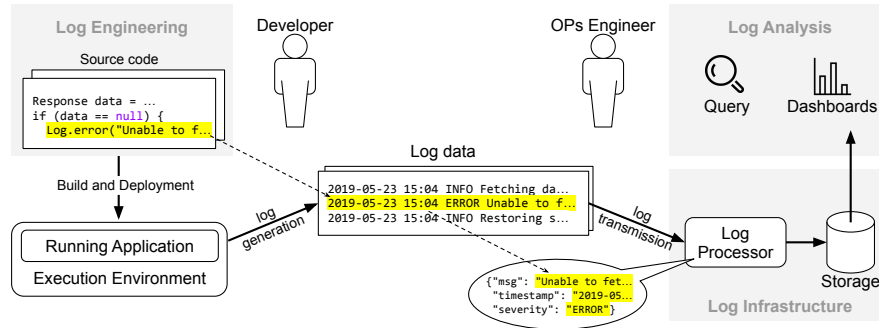


Figure 3. Overview of research areas in logging practices and how they relate to the life-cycle of log data.

- **Log Analysis:** Research in this category aims at extracting knowledge from log data. There are eight subcategories in this line of work: (1) anomaly detection, (2) security and privacy, (3) root cause analysis, (4) failure prediction, (5) quality assurance, (6) model inference and invariant mining, (7) reliability and dependability, and (8) log platforms.

In Figure 3, we illustrate an example of a common development and operations workflow, and we relate them to the research areas observed in the primary studies. In Table 3, we provide a summary of our mapping study. In the following, we elaborate the mapping for each category and their respective subcategories.

Log Engineering

Log messages are usually in the form of free text and may expose parts of the system state (e.g., exceptions and variable values) to provide additional context. The full log statement also includes a severity level to indicate the purpose of that statement. Logging frameworks provide developers with different log levels: *debug* for low level logging, *info* to provide information on the system execution, *error* to indicate unexpected state that may compromise the normal execution of the application, and *fatal* to indicate a severe state that might terminate the execution of the application. Logging an application involves several decisions such as what to log. These are all important decisions since they have a direct impact on the effectiveness of the future analysis. Excessive logging may cause performance degradation due the number of writing operations and might be costly in terms of storage. Conversely, insufficient information undermines the usefulness of the data to the operations team. It is worth mentioning that the underlying environment also provides valuable data. Environment logs provide insights about resource usage (e.g., CPU, memory and network) and this data can be correlated with application logs on the analysis process. In contrast to application logs, developers are often not in control of environment logs. On the other hand, they are often highly structured and are useful as a complementary data source that provides additional context.

LOG ENGINEERING deals with the decisions from the developer's perspective. Developers have to decide the placement of log statements, what message description to use, which runtime information is relevant to log (e.g., the thrown exception), and the appropriate severity level. Efficient and accurate log analysis rely on the quality of the log data, but it is not always feasible to know upfront the requirements of log data during development time.

We observed three different subcategories in log engineering: (1) empirical studies on log engineering practices, (2) techniques to improve log statements based on known requirements for log data, and (3) techniques to help developers make informed decisions when implementing log statements (e.g., where and how to log). In the following, we discuss the 24 log engineering papers in the light of these three types of studies.

Logging Practices

Understanding how practitioners deal with the log engineering process in a real scenario is key to identify open problems and provide research directions. Papers in this category aim at addressing this agenda through empirical studies in open source projects (and their communities).

Category	Description	Papers	Qty
Log Engineering: <i>The development of effective logging code</i>			24
Logging practices	Understanding and insights about how developers conduct logging in general	Yuan et al. (2012b); Chen and Jiang (2017a); Shang et al. (2015); Shang et al. (2014); Pecchia et al. (2015); Kabinna et al. (2016); Li et al. (2019b); Zeng et al. (2019)	8
Log requirements	Assessment of log conformance given a known requirement	Cinque et al. (2010); Pecchia and Russo (2012); Cinque et al. (2013); Yuan et al. (2012b); da Cruz et al. (2004)	5
Implementation of log statements	Focus on what to log, where to log, and how to log	Chen and Jiang (2017b); Hassani et al. (2018); Fu et al. (2014); Zhu et al. (2015); Li et al. (2018, 2017a); He et al. (2018); Li et al. (2019a); Liu et al. (2019b); Anu et al. (2019); Zhi et al. (2019)	11
Log Infrastructure: <i>Techniques to enable and fulfil the requirements of the analysis process</i>			16
Parsing	Extraction of log templates from raw log data	Aharon et al. (2009); Makanju et al. (2009); Makanju et al. (2012); Liang et al. (2007); Gainaru et al. (2011); Hamooni et al. (2016); Zhou et al. (2010); Lin et al. (2016); Tang and Li (2010); He et al. (2016a, 2018); Zhu et al. (2019); Agrawal et al. (2019)	13
Storage	Efficient persistence of large datasets of logs	Mavridis and Karatza (2017); Lin et al. (2015); Liu et al. (2019a)	3
Log Analysis: <i>Insights from processed log data</i>			68
Anomaly detection	Detection of abnormal behaviour	Dong Tang and Iyer (1992); Oliner and Stearley (2007); Chinghway Lim et al. (2008); Xu et al. (2009); Xu et al. (2009); Fu et al. (2009); Ghanbari et al. (2014); Gao et al. (2014); Juvonen et al. (2015); Farshchi et al. (2015); He et al. (2016b); Nandi et al. (2016); Du et al. (2017); Bertero et al. (2017); Lu et al. (2017); Debnath et al. (2018); Bao et al. (2018); Farshchi et al. (2018); Zhang et al. (2019); Meng et al. (2019)	20
Security and privacy	Intrusion and attack detection	Oprea et al. (2015); Chu et al. (2012); Yoon and Squicciarini (2014); Yen et al. (2013); Barse and Jonsson (2004); Abad et al. (2003); Prewett (2005); Butin and Le Métayer (2014); Gonçalves et al. (2015)	9
Root cause analysis	Accurate failure identification and impact analysis	Gurumdimma et al. (2016); Kimura et al. (2014); Pi et al. (2018); Chuah et al. (2013); Zheng et al. (2011); Ren et al. (2019)	6
Failure prediction	Anticipate abnormal behaviour	Wang et al. (2017); Fu et al. (2014); Russo et al. (2015); Khatuya et al. (2018); Shalan and Zulkernine (2013); Fu et al. (2012)	6
Quality assurance	Logs as support for quality assurance activities	Andrews (1998); Andrews and Zhang (2000, 2003); Chen et al. (2018)	4
Model inference and invariant mining	Model and invariant checking	Ulrich et al. (2003); Mariani and Pastore (2008); Tan et al. (2010); Beschastnikh et al. (2014); Wu et al. (2017); Awad and Menascé (2016); Kc and Gu (2011); Lou et al. (2010); Steinle et al. (2006); Di Martino et al. (2012)	10
Reliability and dependability	Understand dependability properties of systems (e.g., reliability, performance)	Banerjee et al. (2010); Tian et al. (2004); Huynh and Miller (2009); El-Sayed and Schroeder (2013); Ramakrishna et al. (2017); Park et al. (2017)	6
Log platforms	Full-fledged log analysis platforms	Li et al. (2017b); Aharoni et al. (2011); Yu et al. (2016); Balliu et al. (2015); Di et al. (2017); Neves et al. (2018); Gunter et al. (2007)	7

Table 3. Summary of our mapping study. The 108 papers are grouped into three main research areas, and each area has subcategories according to the focus of the study.

Yuan et al. (2012a) conducted the first empirical study focused on understanding logging practices. They investigated the pervasiveness of logging, the benefits of logging, and how log-related code changes over time in four open source projects (Apache httpd, OpenSSH, PostgreSQL, and Squid). In summary, while logging was widely adopted in the projects and were beneficial for failure diagnosis, they show that logging as a practice relies on the developer's experience. Most of the recurring changes were updates to the content of the log statement.

Later, Chen and Jiang (2017b) conducted a replication study with a broader corpus: 21 Java-based projects from the Apache Foundation. Both studies confirm that logging code is actively maintained and that log changes are recurrent; however, the presence of log data in bug reports are not necessarily correlated to the resolution time of bug fixes (Chen and Jiang, 2017b). This is understandable as resolution time also relates to the complexity of the reported issue.

It is worth mentioning that the need for tooling support for logging also applies in an industry setting. For instance, in a study conducted by Pecchia et al. (2015), they show that the lack of format conventions in log messages, while not severe for manual analysis, undermines the use of automatic analysis. They suggest that a tool to detect inconsistent conventions would be helpful for promptly fixes. In a different study, Zhi et al. (2019) analyses log configurations on 10 open source projects and 10 Alibaba systems. They show that developers often rely on logging configurations to control the throughput of data and quality of data (e.g., suppressing inconvenient logs generated from external dependencies, changing the layout format of the recorded events) but finding optimal settings is challenging (observed as recurrent changes on development history).

In the context of mobile development, Zeng et al. (2019) show that logging practices are different but developers still struggle with inconsistent logging. They observed a lower density of log statements compared to previous studies focused on server and desktop systems (Chen and Jiang, 2017b; Yuan et al., 2012a) by analysing +1.4K Android apps hosted on F-Droid. Logging practices in mobile development differ mainly because developers need to consider the overhead impact on user's device. The authors observed a statistically significant difference in terms of response time, battery consumption, and CPU when evaluating eight apps with logging enabled and disabled.

Understanding the meaning of logs is important not only for analysis but also for maintenance of logging code. However, one challenge that developers face is to actively update log-related code along functionalities. The code base naturally evolves but due to unawareness on how features are related to log statements, the latter become outdated and may produce misleading information (Yuan et al., 2012a; Chen and Jiang, 2017b). This is particularly problematic when the system is in production and developers need to react for user inquiries. In this context, Shang et al. (2014) manually analyzed mailing lists and sampled log statements from three open source projects (Apache Hadoop, Zookeeper, and Cassandra) to understand how practitioners and customers perceive log data. They highlight that common inquiries about log data relate to the meaning, the cause, the context (e.g., in which cases a particular message appears in the log files), the implications of a message, and solutions to manifested problems.

In a different study, Shang et al. (2015) investigated the relationship between logging code and the overall quality of the system through a case study on four releases from Apache Hadoop and JBoss. They show that the presence of log statements are correlated to unstable source files and are strong indicators of defect-prone features. In other words, classes that are more prone to defects often contain more logs.

Finally, Kabinna et al. (2016) explored the reasons and the challenges of migrating to a different logging library. The authors noticed that developers have different drivers for such a refactoring, e.g., to increase flexibility, performance, and to reduce maintenance effort. Interestingly, the authors also observed that most projects suffer from post-migration bugs because of the new logging library, and that migration rarely improved performance.

Log Requirements

An important requirement of log data is that it must be informative and useful to a particular purpose. Papers in this subcategory aim at evaluating whether log statements can deliver expected data, given a known requirement.

Fault injection is a technique that can be useful to assess the diagnosability of log data, i.e., whether log data can manifest the presence of failures. Past studies conducted experiments in open source projects and show that logs are unable to produce any trace of failures in most cases (Cinque et al., 2010; Pecchia and Russo, 2012; Cinque et al., 2013). The idea is to introduce faults in the system under test, run tests (these have to manifest failures), and compare the log data before and after the experiment. Examples

of introduced faults are missing method calls and missing variable assignment. The authors suggest the usage of fault injection as a guideline to identify and add missing log statements.

Another approach to address the diagnosability in log data was proposed by Yuan et al. (2012b). LOGENHANCER leverages program analysis techniques to capture additional context to enhance log statements in the execution flow. Differently from past work with fault injection, LOGENHANCER proposes the enhancement of existing log statements rather than addition of log statements in missing locations.

In the context of web services, da Cruz et al. (2004) already explored the idea of enhancing log data. An interesting remark pointed by the authors is that, in the context of complex system with third-party libraries, there is no ownership about the format and content of log statements. This is an issue if the log data generated is inappropriate and requires changes (as observed by Zhi et al. (2019)). To overcome this issue, they propose WSLOGA, a logging framework based on SOAP intermediaries that intercepts messages exchanged between client and server and enhances web logs with important data for monitoring and auditing, e.g., response and processing time.

Implementation of Log Statements

Developers need to make several decisions at development time that influence the quality of the generated log data. Past studies in logging practices show that in practice, developers rely on their own experience and logging is conducted in a trial-and-error manner in open source projects (Yuan et al., 2012a; Chen and Jiang, 2017b) and industry (Pecchia et al., 2015). Papers in this subcategory aim at studying logging decisions, i.e., where to place log statements, which log level to use, and how to write log messages.

Hassani et al. (2018) proposed a set of checkers based in an empirical study of log-related changes in two open source projects (Apache Hadoop and Apache Camel). They observed that typos in log messages, missing guards (i.g., conditional execution of log statement according to the appropriate level), and missing exception-related logging (e.g., unlogged exception or missing the exception in a log statement) are common causes for code changes. Li et al. (2019a) also analyse log changes across several revisions on 12 C/C++ open source projects. However, they mine rules based on the type of modification (e.g., update on log descriptor) and contextual characteristics from the revision. The rationale is that new code changes with similar contextual characteristics should have similar type of log modification. The authors proposed this method in the form of a tool named LOGTRACKER. In another study, Chen and Jiang (2017a) analysed 352 pairs of log-related changes from ActiveMQ, Hadoop, and Maven (all Apache projects), and proposed LCANALYZER, a checker that encodes the anti-patterns identified on their analysis. Some of these patterns are usage of nullable references, explicit type cast, and malformed output (e.g., referencing data types without user-friendly string representation) in the log statement. Li et al. (2019b) addressed additional anti-patterns caused mainly by improper copy-and-paste, e.g., same log statement reused on different catch blocks. They derived five duplication anti-patterns by studying 3K duplicated log statements on Hadoop, Elasticsearch, CloudStack, and Cassandra, and encoded those anti-patterns in a checker named DLFINDER. On the evaluation, they discovered not only new issues on the analysed systems but also on other two systems (Camel and Wicket). Note that several recurrent problems aforementioned can be capture by static analysis before merging changes into the code base.

Deciding where to place log statements is critical to provide enough context for later analysis. One way to identify missing locations is to use fault injection (see “Log Requirements”). However, the effectiveness of that approach is limited to the quality of tests and the ability of manifesting failures. Furthermore, log placement requires further contextual information that is unfeasible to capture only with static analysis. Another approach to address consistent log placement in large code bases is to leverage source code analysis and statistical models to mine log patterns. Fu et al. (2014) conducted an empirical study in two Microsoft C# systems and proposed five classifications for log placement: three for unexpected situations and two for regular monitoring. Unexpected situations cover log statements triggered by failed assertions (“assertion logging”), exception handling or throw statements (“exception logging”), and return of unexpected values after a checking condition (“return-value-check logging”). Regular monitoring cover the remaining cases of log statements that can be in logic branches (“logic-branch logging”) or not (“observing-point logging”). Later, Zhu et al. (2015) proposed LOGADVISOR, a technique that leverages supervised learning with feature engineering to suggest log placement for unexpected situations, namely catch blocks (“exception logging”) and `if` blocks with return statements (“return-value-check logging”). Some of the features defined for the machine learning process are size of the method, i.e., number of lines of source code, name of method parameters, name of local variables, and method signature. They

evaluated LOGADVISOR on two proprietary systems from Microsoft and two open source projects hosted on GitHub. The results indicate the feasibility of applying machine learning to provide recommendations for where to place new log statements. Li et al. (2018) approached the placement problem by correlating the presence of logging code with the context of the source code. The rationale is that some contexts (defined through topic models) are more likely to contain log statements (e.g., network or database operations) than others (e.g., getter methods). In this work, the authors analyze log placement at method level rather than block-level as in previous work (Fu et al., 2014; Zhu et al., 2015).

Choosing the appropriate severity level of log statements is a challenge. Recall that logging frameworks provide the feature of suppressing log messages according to the log severity. Li et al. (2017a) proposed a machine learning-based technique to suggest the log level of a new log statement. The underlying model uses ordinal regression, which is useful to predict classes, i.e., log level, but taking into account their severity order, e.g., info < warning < error. Their technique provides better accuracy than random guessing and guessing based on the distribution of log levels in the source code. They report that the log message and the surrounding context of the log statement are good predictors of the log level. It is worth mentioned that Hassani et al. (2018) also addressed the problem of identifying appropriate log level in their study on log-related changes by examining the entropy of log messages and log levels. The underlying idea is that log levels that are commonly associated with a log message also should be used on other log statements with similar log messages. While this approach is intuitive and precise, the authors report low recall. Both studies highlight the relationship of the log message and associate severity of a log statement. In another study, Anu et al. (2019) also proposes a classifier for log level recommendation. They focus on log statements located on if-else blocks and exception handling. In terms of feature engineering, the authors leverage mostly the terms associated in the code snippet (e.g., log message, code comments, and method calls) while Li et al. (2017a) use quantitative metrics extracted from code (e.g., length of log message and code complexity). However it remains open how both techniques compare in terms of performance.

An important part of log statements is the description of the event being logged. Inappropriate descriptions are problematic and delay the analysis process. He et al. (2018) conducted an empirical study focused on what developers log. They analysed 17 projects (10 in Java and 7 in C#) and concluded that log descriptors are repetitive and small in vocabulary. For this reason, they suggest that it is feasible to exploit information retrieval methods to automatically generate log descriptions.

In addition to log descriptors, the state of the system is another important information the event being logged. Liu et al. (2019b) proposed a machine learning-based approach to aid developers about which variables to log based on the patterns of existing log statements. The technique consists of four layers: embedding, Recurrent Neural Network (RNN), self-attention mechanism, and output. Results indicate better performance than random guess and information retrieve approaches on the evaluation of nine Java projects.

Log Infrastructure

The infrastructure supporting the analysis process plays an important role because the analysis may involve the aggregation and selection of high volumes of data. The requirements for the data processing infrastructure depend on the nature of the analysis and the nature of the log data. For instance, popular log processors, e.g., Logstash and Fluentd, provide regular expressions out-of-the-box to extract data from well-known log formats of popular web servers (e.g., Apache Tomcat and Nginx). However, extracting content from highly unstructured data into a meaningful schema is not trivial.

LOG INFRASTRUCTURE deals with the tooling support necessary to make the further analysis feasible. For instance, data representation might influence on the efficiency of data aggregation. Other important concerns include the ability of handling log data for real-time or offline analysis and scalability to handle the increasing volume of data.

We observed two subcategories in this area: (1) log parsing, and (2) log storage. In the following, we summarize the 16 studies on log infrastructure grouped by these two categories.

Log Parsing

Parsing is the backbone of many log analysis techniques. Some analysis operate under the assumption that source-code is unavailable; therefore, they rely on parsing techniques to process log data. Given that log messages often have variable content, the main challenge tackled by these papers is to identify which log messages describe the same event. For example, “*Connection from A port B*” and “*Connection from*

C port D” represent the same event. The heart of studies in parsing is the template extraction from raw log data. Fundamentally, this process consists of identifying the constant and variable parts of raw log messages.

Several approaches rely on the “textual similarity” between the log messages. Aharon et al. (2009) create a dictionary of all words that appear in the log message and use the frequency of each word to cluster log messages together. Somewhat similar, IPLOM (Iterative Partitioning Log Mining) leverages the similarities between log messages related to the same event, e.g., number, position, and variability of tokens (Makanju et al., 2009; Makanju et al., 2012). Liang et al. (2007) also build a dictionary out of the keywords that appear in the logs. Next, each log is converted to a binary vector, with each element representing whether the log contains that keyword. With these vectors, the authors compute the correlation between any two events.

Somewhat different from others, Gainaru et al. (2011) cluster log messages by searching for the best place to split a log message into its “constant” and its “variable” parts. These clusters are self-adaptive as new log messages are processed in a streamed fashion. Hamooni et al. (2016) also uses string similarity to cluster logs. Interestingly, authors however made use of map-reduce to speed up the processing. Finally, Zhou et al. (2010) propose a fuzzy match algorithm based on the contextual overlap between log lines.

Transforming logs into “sequences” is another way of clustering logs. Lin et al. (2016) convert logs into vectors, where each vector contains a sequence of log events of a given task, and each event has a different weight, calculated in different ways. Tang and Li (2010) propose LOGTREE, a semi-structural way of representing a log message. The overall idea is to represent a log message as a tree, where each node is a token, extracted via a context-free grammar parser that the authors wrote for each of the studied systems. Interestingly, in this paper, the authors raise awareness to the drawbacks of clustering techniques that consider only word/term information for template extraction. According to them, log messages related to same events often do not share a single word.

From an empirical perspective, He et al. (2016a) compared four log parsers on five datasets with over 10 million raw log messages and evaluated their effectiveness in a real log-mining task. The authors show, among many other findings, that current log parsing methods already achieve high accuracy, but do not scale well to large log data. Later, Zhu et al. (2019) extended the former study and evaluated a total of 13 parsing techniques on 16 datasets. In a different study, He et al. (2018) also compared existing parsing techniques and proposed a distributed parsing technique for large-scale datasets on top of Apache Spark. The authors show that for small datasets, the technique underperforms due to the communication overhead between workers; however, for large-scale datasets (e.g., 200 million log messages), the approach overcomes traditional techniques. It is worth mentioning that the large-scale datasets were synthetically generated on top of two popular datasets due to the lack of real-world datasets. Agrawal et al. (2019) also proposes a distributed approach based on Apache Spark for distributed parsing. The comparison between the two approaches (He et al., 2018; Agrawal et al., 2019) remains open.

Log Storage

Modern complex systems easily generate giga- or petabytes of log data a day. Thus, in the log data life-cycle, storage plays an important role as, when not handled carefully, it might become the bottleneck of the analysis process. Researchers and practitioners have been addressing this problem by offloading computation and storage to server farms and leveraging distributed processing.

Mavridis and Karatza (2017) frame the problem of log analysis at scale as a “big data” problem. Authors evaluated the performance and resource usage of two popular big data solutions (Apache Hadoop and Apache Spark) with web access logs. Their benchmarks show that both approaches scale with the number of nodes in a cluster. However, Spark is more efficient for data processing since it minimises reads and writes in disk. Results suggest that Hadoop is better suited for offline analysis (i.e., batch processing) while Spark is better suited for online analysis (i.e., stream processing). Indeed, as mentioned early, He et al. (2018) leverages Spark for parallel parsing because of its fast in-memory processing.

Another approach to reduce storage costs consists of data compression techniques for efficient analysis (Lin et al., 2015; Liu et al., 2019a). Lin et al. (2015) argue that while traditional data compression algorithms are useful to reduce storage footprint, the compression-decompression loop to query data undermines the efficiency of log analysis. The rationale is that traditional compression mechanisms (e.g., gzip) perform compression and decompression in blocks of data. In the context of log analysis, this results in waste of CPU cycles to compress and decompress unnecessary log data. They propose a compression approach named COWIK that operates in the granularity of log entries. They evaluated their approach in a

log search and log joining system. Results suggest that the approach is able to achieve better performance on query operations and produce the same join results with less memory. Liu et al. (2019a) proposes a different approach named LOGZIP based on an intermediate representation of raw data that exploits the structure of log messages. The underlying idea is to remove redundant information from log events and compress the intermediate representation rather than raw logs. Results indicates higher compression rates compared to baseline approaches (including COWIK).

Log Analysis

After the processing of log data, the extracted information serves as input to sophisticated log analysis methods and techniques. Such analysis, which make use of varying algorithms, help developers in detecting unexpected behaviour, performance bottlenecks, or even security problems.

LOG ANALYSIS deals with knowledge acquisition from log data for a specific purpose, e.g., detecting undesired behaviour or investigating the cause of a past outage. Extracting insights from log data is challenging due to the complexity of the systems generating that data.

We observed eight subcategories in this area: (1) anomaly detection, (2) security and privacy, (3) root cause analysis, (4) failure prediction, (5) quality assurance, (6) model inference and invariant mining, (7) reliability and dependability, and (8) platforms. In the following, we summarise the 68 studies on log analysis grouped by these seven different goals.

Anomaly Detection

Anomaly detection techniques aim to find undesired patterns in log data given that manual analysis is time-consuming, error-prone, and unfeasible in many cases. We observe that a significant part of the research in the logging area is focused on this type of analysis. Often, these techniques focus on identifying problems in software systems. Based on the assumption that an “anomaly” is something worth investigating, these techniques look for anomalous traces in the log files.

Oliner and Stearley (2007) raise awareness on the need of datasets from real systems to conduct studies and provide directions to the research community. They analysed log data from five super computers and conclude that logs do not contain sufficient information for automatic detection of failures nor root cause diagnosis, small events might dramatically impact the number of logs generated, different failures have different predictive signatures, and messages that are corrupted or have inconsistent formats are not uncommon. Many of the challenges raised by the authors are well known nowadays and have been in continuous investigation in academia.

Researchers have been trying several different techniques, such as deep learning and NLP (Du et al., 2017; Bertero et al., 2017; Meng et al., 2019; Zhang et al., 2019), data mining, statistical learning methods, and machine learning (Lu et al., 2017; He et al., 2016b; Ghanbari et al., 2014; Dong Tang and Iyer, 1992; Chinghway Lim et al., 2008; Xu et al., 2009; Xu et al., 2009) control flow graph mining from execution logs (Nandi et al., 2016), finite state machines (Fu et al., 2009; Debnath et al., 2018), frequent itemset mining (Chinghway Lim et al., 2008), dimensionality reduction techniques (Juvonen et al., 2015), grammar compression of log sequences (Gao et al., 2014), and probabilistic suffix trees (Bao et al., 2018).

Interestingly, while these papers often make use of systems logs (e.g., logs generated by Hadoop, a common case study among log analysis in general) for evaluation, we conjecture that these approaches are sufficiently general, and could be explored in (or are worth trying at on) other types of logs (e.g., application logs).

Researchers have also explored log analysis techniques within specific contexts, e.g., Juvonen et al. (2015) investigated whether dimensionality reduction techniques would help developers in finding anomalies in HTTP log analysis, Farshchi et al. (2015); Farshchi et al. (2018) explored whether machine learning could be helpful in identifying anomalies in cloud operations, and Lu et al. (2017) focused on Spark programs.

As within many other fields of software engineering, we see an increasingly adoption of machine and deep learning. In 2016, He et al. (2016b) then evaluated six different algorithms (three supervised, and three unsupervised machine learning methods) for anomaly detection. The authors found that supervised anomaly detection methods present higher accuracy when compared to unsupervised methods; that the use of sliding windows (instead of a fixed window) can increase the accuracy of the methods; and that methods scale linearly with the log size. In 2017, Du et al. (2017) proposed DEEPLOG, a deep neural network model that used Long Short-Term Memory (LSTM) to model system logs as a natural language sequence, and Bertero et al. (2017) explored the use of NLP, considering logs fully as regular text. In

2018, Debnath et al. (2018) (by means of the LOGMINE technique (Hamooni et al., 2016)) explored the use of clustering and pattern matching techniques. In 2019, Meng et al. (2019) proposed a technique based on unsupervised learning for unstructured data. It features a transformer TEMPLATE2VEC (as an alternative to WORD2VEC) to represent extracted templates from logs and LSTMs to learn common sequences of log sequences. In addition, Zhang et al. (2019) leverages LSTM models with attention mechanism to handle unstable log data. They argue that log data changes over time due to evolution of software and models addressing log analysis need to take this into consideration.

Security and Privacy

Logs can be leveraged for security purposes, such as intrusion and attacks detection.

Oprea et al. (2015) use (web) traffic logs to detect early-stage malware and advanced persistence threat infections in enterprise network, by modelling the information based on belief propagation inspired by graph theory. Chu et al. (2012) analyses access logs (in their case, from TACACS+, an authentication protocol developed by Cisco) to distinguish normal operational activities from rogue/anomalous ones. Yoon and Squicciarini (2014) focus on the analysis and detection of attacks launched by malicious or misconfigured nodes, which may tamper with the ordinary functions of the MapReduce framework. Yen et al. (2013) propose BEEHIVE, a large-scale log analysis for detecting suspicious activity in enterprise networks, based on logs generated by various network devices. In the telecommunication context, Gonçalves et al. (2015) used clustering algorithms to identify malicious activities based on log data from firewall, authentication and DHCP servers.

An interesting characteristic among them all is that the most used log data is, by far, network data. We conjecture this is due to the fact that (1) network logs (e.g., HTTP, web, router logs) are independent from the underlying application, and that (2) network tends to be, nowadays, a common way of attacking an application.

Differently from analysis techniques where the goal is to find a bug, and which are represented in the logs as anomalies, understanding which characteristics of log messages can reveal security issues is still an open topic. Barse and Jonsson (2004) extract attack manifestations to determine log data requirements for intrusion detection. The authors then present a framework for determining empirically which log data can reveal a specific attack. Similarly, Abad et al. (2003) argue for the need of correlation data from different logs to improve the accuracy of intrusion detection systems. The authors show in their paper how different attacks are reflected in different logs, and how some attacks are not evident when analysing single logs. Prewett (2005) examines how the unique characteristics of cluster machines, including how they are generally operated in the larger context of a computing center, can be leveraged to provide better security.

Finally, regarding privacy, Butin and Le Métayer (2014) propose a framework for accountability based on “privacy-friendly” event logs. These logs are then used to show compliance with respect to data protection policies.

Root Cause Analysis

Detecting anomalous behaviour, either by automatic or monitoring solutions, is just part of the process. Maintainers need to investigate what caused that unexpected behaviour. Several studies attempt to take the next step and provide users with, e.g., root cause analysis, accurate failure identification, and impact analysis.

Kimura et al. (2014) identify spatial-temporal patterns in network events. The authors affirm that such spatial-temporal patterns can provide useful insights on the impact and root cause of hidden network events. Ren et al. (2019) explores a similar idea in the context of diagnosing unreproducible builds. They propose a differential analysis among different build traces based on I/O and parent-child dependencies. The technique leverages the common dependencies patterns to filter abnormal patterns and to pinpoint the cause of the unreproducible build. Pi et al. (2018) propose a feedback control tool for distributed applications in virtualized environments. By correlating log messages and resource consumption, their approach builds relationships between changes in resource consumption and application events. Somewhat related, Chuah et al. (2013) identifies anomalies in resource usage, and link such anomalies to software failures. Zheng et al. (2011) also argue for the need of correlating different log sources for a better problem identification. In their study, authors correlate supercomputer BlueGene’s reliability, availability and serviceability logs with its job logs, and show that such a correlation was able to identify several important observations about why their systems and jobs fail. Gurumdimma et al. (2016) also leverages

multiple sources of data for accurate diagnosis of malfunctioning nodes in the Ranger Supercomputer. The authors argue that, while console logs are useful for administration tasks, they can be complex to analyse by operators. They propose a technique based on the correlation of console logs and resource usage information to link jobs with anomalous behaviour and erroneous nodes.

Failure Prediction

Being able to anticipate failures in critical systems not only represents competitive business advantage but also represents prevention of unrecoverable consequences to the business. Failure prediction is feasible once there is knowledge about abnormal patterns and their related causes. This approach shifts monitoring to a proactive manner rather than reactive, i.e., once the problem occurred.

Work in this area, as expected, relies on statistical and probabilistic models, from standard regression analysis to machine learning. Wang et al. (2017) apply random forests in event logs to predict maintenance of equipment (in their case study, ATMs). Fu et al. (2014) use system logs (from clusters) to generate causal dependency graphs and predict failures. Russo et al. (2015) mine system logs (more specifically, sequences of logs) to predict the system's reliability by means of linear radial basis functions, and multi-layer perceptron learners. Khatuya et al. (2018) propose ADELE, a machine learning-based technique to predict functional and performance issues. Shalan and Zulkernine (2013) utilise system logs to predict failure occurrences by means of regression analysis and support vector machines. Fu et al. (2012) also utilise system logs to predict failures by mining recurring event sequences that are correlated.

We noticed that, given that only supervised models have been used so far, feature engineering plays an important role in these papers. Khatuya et al. (2018), for example, uses event count, event ratio, mean inter-arrival time, mean inter-arrival distance, severity spread, and time-interval spread. Russo et al. (2015) use defective and non defective sequences of events as features. Shalan and Zulkernine (2013)'s paper, although not completely explicit about which features they used, mention CPU, memory utilisation, read/write instructions, error counter, error messages, error types, and error state parameters as examples of features.

Quality Assurance

Log analysis might support developers during the software development life cycle and, more specifically, during activities related to quality assurance.

Andrews and Zhang (2000, 2003) advocated the use of logs for testing purposes since the early 2000's. In their work, the authors propose an approach called log file analysis (LFA). LFA requires the software under test to write a record of events to a log file, following a pre-defined logging policy that states precisely what the software should log. A log file analyser, also written by the developers, then analyses the produced log file and only accepts it in case the run did not reveal any failures. The authors propose a log file analysis language to specify such analyses.

More than 10 years later, Chen et al. (2018) propose an automated approach to estimate code coverage via execution logs named LOGCoCo. The motivation for this use of log data comes from the need to estimate code coverage from production code. The authors argue that, in a large-scale production system, code coverage from test workloads might not reflect coverage under production workload. Their approach relies on program analysis techniques to match log data and their corresponding code paths. Based on this data, LOGCoCo estimates different coverage criteria, i.e., method, statement, and branch coverage. Their experiments in six different systems show that their approach is highly accurate (> 96%).

Model Inference and Invariant Mining

Model-based approaches to software engineering seek to support understanding and analysis by means of abstraction. However, building such models is a challenging and expensive task. Logs serve as a source for developers to build representative models and invariants of their systems. These models and invariants may help developers in different tasks, such as comprehensibility and testing. These approaches generate different types of models, such as (finite) state machines (Ulrich et al., 2003; Mariani and Pastore, 2008; Tan et al., 2010; Beschastnikh et al., 2014) directed workflow graphs (Wu et al., 2017) client-server interaction diagrams (Awad and Menascé, 2016), invariants (Kc and Gu, 2011; Lou et al., 2010), and dependency models (Steinle et al., 2006).

State machines are the most common type of model extracted from logs. Beschastnikh et al. (2014), for example, infer state machine models of concurrent systems from logs. The authors show that their models are sufficiently accurate to help developers in finding bugs. Ulrich et al. (2003) shows how log

traces can be used to build formal execution models. The authors use SDL, a model-checking description technique, common in telecommunication industries. Mariani and Pastore (2008) propose an approach where state machine-based models of valid behaviors are compared with log traces of failing executions. The models are inferred via the KBEHAVIOR engine (Mariani and Pezzè, 2007). Tan et al. (2010) extract state-machine views of the MapReduce flow behaviour using the native logs that Hadoop MapReduce systems produce.

The mining of invariants, i.e., properties that a system should hold, has been also possible via log analysis. Lou et al. (2010) derive program invariants from logs. The authors show that the invariants that emerge from their approach are able to detect numerous real-world problems. Kc and Gu (2011)'s approach aims to facilitate the troubleshooting of cloud computing infrastructures. Besides implementing anomaly detection techniques, their tool also performs invariant checks in log events, e.g., two processes performing the same task at the same time (these invariants are not automatically devised, but should be written by system administrators).

We also observe directed workflow graphs and dependency maps as other types of models built from logs. Wu et al. (2017) propose a method that mines structural events and transforms them into a directed workflow graph, where nodes represent log patterns, and edges represent the relations among patterns. Awad and Menascé (2016) derive performance models of operational systems based on system logs and configuration logs. Finally, Steinle et al. (2006) map dependencies among internal components through system logs, via data mining algorithms and natural language processing techniques.

Finally, and somewhat different from the other papers in this ramification, Di Martino et al. (2012) argue that an important issue in log analysis is that, when a failure happens, multiple independent error events appear in the log. Reconstructing the failure process by grouping together events related to the same failure (also known as data coalescence techniques) can therefore help developers in finding the problem. According to the authors, while several coalescence techniques have been proposed over time (Tsao and Siewiorek, 1983; Hansen and Siewiorek, 1992), evaluating these approaches is a challenging task as the ground truth of the failure is often not available. To help researchers in evaluating their approaches, the authors propose a technique which basically generates synthetic logs along with the ground truth they represent.

Reliability and Dependability

Logs can serve as a means to estimate how reliable and dependable a software system is. Research in this subcategory often focuses on large software systems, such as web and mobile applications that are distributed in general, and high performance computers.

Banerjee et al. (2010) estimate the reliability of a web Software-as-a-Service (SaaS) by analysing its web traffic logs. Authors categorise different types of log events with different severity levels, counting, e.g., successfully loaded (non-critical) images separately from core transactions, providing different perspectives on reliability. Tian et al. (2004) evaluate the reliability of two web applications, using several metrics that can be extracted from web access and error logs (e.g., errors per page hits, errors per sessions, and errors per users). The authors conclude that the usage of workload and usage patterns, present in log files, during testing phases could significantly improve the reliability of the system. Later, Huynh and Miller (2009) expanded previous work (Tian et al., 2004) by enumerating improvements for reliability assessment. They emphasise that some (http) error codes require a more in-depth analysis, e.g., errors caused by factors that cannot be controlled by the website administrators should be separated from the ones that can be controlled, and that using IP addresses as a way to measure user count can be misleading, as often many users share the same IP address.

Outside the web domain, El-Sayed and Schroeder (2013) explore a decade of field data from the Los Alamos National Lab and study the impact of different factors, such as power quality, temperature, fan activity, system usage, and even external factors, such as cosmic radiation, and their correlation with the reliability of High Performance Computing (HPC) systems. Among the lessons learned, the authors observe that the day following a failure, a node is 5 to 20 times more likely to experience an additional failure, and that power outages not only increase follow-up software failures, but also infrastructure failures, such as problems in distributed storage and file systems. In a later study, Park et al. (2017) discuss the challenges of analysing HPC logs. Log analysis of HPC data requires understanding underlying hardware characteristics and demands processing resources to analyse and correlate data. The authors introduce an analytic framework based on NoSQL databases and Big Data technology (Spark) for efficient in-memory processing to assist system administrators.

Analysing the performance of mobile applications can be challenging specially when they depend on back-end distributed services. IBM researchers (Ramakrishna et al., 2017) proposed MIAS (Mobile Infrastructure Analytics System) to analyse performance of mobile applications. The technique considers session data and system logs from instrumented applications and back-end services (i.e., servers and databases) and applies statistical methods to correlate them and reduce the size of relevant log data for further analysis.

Log Platforms

Monitoring systems often contain dashboards and metrics to measure the “heartbeat” of the system. In the occurrence of abnormal behavior, the operations team is able to visualize the abnormality and conduct further investigation to identify the cause. Techniques to reduce/filter the amount of log data and efficient querying play an important role to support the operations team on diagnosing problems. One consideration is, while visual aid is useful, in one extreme, it can be overwhelming to handle several charts and dashboards at once. In addition, it can be non-trivial to judge if an unknown pattern on the dashboard represents an unexpected situation. In practice, operations engineers may rely on experience and past situations to make this judgment. Papers in this subcategory focus on full-fledged platforms that aim at providing a full experience for monitoring teams.

Two studies were explicitly conducted in an industry setting, namely MELODY (Aharoni et al., 2011) at IBM and FLAP (Li et al., 2017b) at Huawei Technologies. MELODY is a tool for efficient log mining that features machine learning-based anomaly detection for proactive monitoring. It was applied with ten large IBM clients, and the authors reported that MELODY was useful to reduce the excessive amount of data faced by their users. FLAP is a tool that combines state-of-the-art processing, storage, and analysis techniques. One interesting feature that was not mentioned in other studies is the use of template learning for unstructured logs. The authors also report that FLAP is in production internally at Huawei.

While an industry setting is not always accessible to the research community, publicly available datasets are useful to overcome this limitation. Balliu et al. (2015) propose BİDAL, a tool to characterise the workload of cloud infrastructures. They use log data from Google data clusters for evaluation and incorporate support to popular analysis languages and storage backends on their tool. Di et al. (2017) propose LOGAIDER, a tool that integrates log mining and visualisation to analyse different types of correlation (e.g., spatial and temporal). In this study, they use log data from Mira, an IBM Blue Gene-based supercomputer for scientific computing, and reported high accuracy and precision in uncovering correlations associated with failures. Gunter et al. (2007) propose a log summarization solution for time-series data integrated with anomaly detection techniques to troubleshoot grid systems. They used a publicly available testbed and conducted controlled experiments to generate log data and anomalous events. The authors highlight the importance of being able to choose which anomaly detection technique to use, since they observed different performance depending on the anomaly under analysis.

Open source systems for cloud infrastructure and big data can be also used as representative objects of study. Yu et al. (2016) and Neves et al. (2018) conduct experiments based on OpenStack and Apache Zookeeper, respectively. CLOUDSEER (Yu et al., 2016) is a solution to monitor management tasks in cloud infrastructures. The technique is based on the characterisation of administrative tasks as models inferred from logs. CLOUDSEER reports anomalies based on model deviation and aggregates associated logs for further inspection. Finally, FALCON (Neves et al., 2018) is a tool that builds space-time diagrams from log data. It features a happens-before symbolic modelling that allows to obtain ordered event scheduling from unsynchronized machines. One interesting feature highlighted by the authors is the modular design of tool for ease extension.

DISCUSSION

Our results show that logging is an active research field that attracted not only researchers but also practitioners. We observed that most of the research effort focuses on log analysis techniques, while the other research areas are still in an early stage. In the following, we highlight open problems, gaps, and future directions per research area.

In LOG ENGINEERING, several empirical studies highlight the importance of better tooling support for developers since logging is conducted in a trial-and-error manner (see subcategory “Logging Practices”). Part of the problem is the lack of requirements for log data. When the requirements are well defined, logging frameworks can be tailored to a particular use case and it is feasible to test whether the generated

log data fits the use case (see subcategory “Log Requirements”). However, when requirements are not clear, developers rely on their own experience to make log-related decisions. While static analysis is useful to anticipate potential issues in log statements (e.g., null reference in a logged variable), other logging decisions (e.g., where to log) rely on the context of source code (see subcategory “Implementation of Log Statements”). Research on this area already shows the feasibility of employing machine learning to address those context-sensitive decisions. However, it is still unknown the implications of deploying such tools to developers. Further work is necessary to address usability and operational aspects of those techniques. For instance, false positives is a reality in machine learning. There is no 100% accurate model and false positives will eventually emerge even if in a low rate. How to communicate results in a way that developers keeps engaged in a productive way is important to bridge the gap of theory and practice. This also calls for closer collaboration between academia and industry.

In LOG INFRASTRUCTURE, most of the research effort focused on parsing techniques. We observed that most papers in the “Log Parsing” subcategory address the template extraction problem as an unsupervised problem, mainly by clustering the static part of the log messages. While the analysis of system logs (e.g., web logs and other data provided that the runtime environment) was extensively explored (mostly Hadoop log data), little has been explored in the field of application logs. We believe that this is due to the lack of publicly available dataset. In addition, application logs might not have a well-defined structure and can vary significantly from structured system logs. This could undermine the feasibility of exploiting clustering techniques. One way to address the availability problem could be using log data generated from test suites in open source projects. However, test suites might not produce comparable volume of data. Unless there is a publicly available large-scale application that could be used by the research community, we argue that the only way to explore log parsing at large-scale is in partnership with industry. Industry would highly benefit from this collaboration, as researchers would be able to explore latest techniques under a real workload environment. In addition to the exploration of application logs, there are other research opportunities for log parsing. Most papers exploit parsing for log analysis tasks. While this is an important application with its own challenges (e.g., data labelling), parsing could be also applied for efficient log compression and better data storage.

LOG ANALYSIS is the research area with the highest number of primary studies, and our study shows that the body of knowledge for data modelling and analysis is already extensive. For instance, logs can be viewed as sequences of events, count vectors, or graphs. Each representation enables the usage of different algorithms that might outperform other approaches under different circumstances. However, it remains open how different approaches compare to each other. To fulfil this gap, future research must address what trade-offs to apply and elaborate on the circumstances that make one approach more suitable than the other. In addition, most papers frame a log analysis task as a supervised learning problem. While this is the most popular approach for machine learning, the lack of representative datasets with labelled data is an inherent barrier. Projects operating in a continuous delivery culture, where software changes at a fast pace (e.g., hourly deploys), training data might become outdated quickly and the cost of collecting and labelling new data might be prohibitive. We suggest researchers to also consider how their techniques behave in such dynamic environment. More specifically, future work could explore the use of semi-supervised and unsupervised learning to overcome the cost of creating and updating datasets.

CONCLUSIONS

In this work, we show how researchers have been addressing the different challenges in the life-cycle of log data. Logging provides a rich source of data that can enable several types of analysis that is beneficial to the operations of complex systems. LOG ANALYSIS is a mature field, and we believe that part of this success is due to the availability of dataset to foster innovation. LOG ENGINEERING and LOG INFRASTRUCTURE, on the other hand, are still in a early stage of development. There are several barriers that hinder innovation in those area, e.g., lack of representative data of application logs and access to developers. We believe that closing the gap between academia and industry can increase momentum and enable the future generation of tools and standards for logging.

ACKNOWLEDGMENTS

We would like to thank Adyen N.V. and, in particular to Jan Haesen, for supporting this work. Funding: This work was supported by the Netherlands Organization for Scientific Research (NWO) MIPL project

REFERENCES

- Abad, C., Taylor, J., Sengul, C., Yurcik, W., Zhou, Y., and Rowe, K. (2003). Log correlation for intrusion detection: a proof of concept. In *19th Annual Computer Security Applications Conference, 2003. Proceedings.*, pages 255–264.
- Agrawal, A., Karlupia, R., and Gupta, R. (2019). Logan: A distributed online log parser. In *2019 IEEE 35th International Conference on Data Engineering (ICDE)*, pages 1946–1951. IEEE.
- Aharon, M., Barash, G., Cohen, I., and Mordechai, E. (2009). One graph is worth a thousand logs: Uncovering hidden structures in massive system event logs. In Buntine, W., Grobelnik, M., Mladenić, D., and Shawe-Taylor, J., editors, *Machine Learning and Knowledge Discovery in Databases*, pages 227–243, Berlin, Heidelberg. Springer Berlin Heidelberg.
- Aharoni, E., Fine, S., Goldschmidt, Y., Lavi, O., Margalit, O., Rosen-Zvi, M., and Shpigelman, L. (2011). Smarter log analysis. *IBM Journal of Research and Development*, 55(5):10:1–10:10.
- Andrews, J. H. (1998). Testing using log file analysis: tools, methods, and issues. In *Proceedings 13th IEEE International Conference on Automated Software Engineering (Cat. No.98EX239)*, pages 157–166.
- Andrews, J. H. and Zhang, Y. (2000). Broad-spectrum studies of log file analysis. In *Proceedings of the 22Nd International Conference on Software Engineering, ICSE '00*, pages 105–114, New York, NY, USA. ACM.
- Andrews, J. H. and Zhang, Y. (2003). General test result checking with log file analysis. *IEEE Transactions on Software Engineering*, 29(7):634–648.
- Anu, H., Chen, J., Shi, W., Hou, J., Liang, B., and Qin, B. (2019). An approach to recommendation of verbosity log levels based on logging intention. In *2019 IEEE International Conference on Software Maintenance and Evolution (ICSME)*, pages 125–134. IEEE.
- Awad, M. and Menascé, D. A. (2016). Performance model derivation of operational systems through log analysis. In *2016 IEEE 24th International Symposium on Modeling, Analysis and Simulation of Computer and Telecommunication Systems (MASCOTS)*, pages 159–168.
- Balliu, A., Olivetti, D., Babaoglu, O., Marzolla, M., and Sîrbu, A. (2015). A big data analyzer for large trace logs. *Computing*, 98(12):1225–1249.
- Banerjee, S., Srikanth, H., and Cukic, B. (2010). Log-based reliability analysis of software as a service (saas). In *2010 IEEE 21st International Symposium on Software Reliability Engineering*, pages 239–248.
- Bao, L., Li, Q., Lu, P., Lu, J., Ruan, T., and Zhang, K. (2018). Execution anomaly detection in large-scale systems through console log analysis. *Journal of Systems and Software*, 143:172 – 186.
- Barse, E. L. and Jonsson, E. (2004). Extracting attack manifestations to determine log data requirements for intrusion detection. In *20th Annual Computer Security Applications Conference*, pages 158–167.
- Bass, L., Weber, I., and Zhu, L. (2015). *DevOps: A Software Architect’s Perspective*. Addison-Wesley Professional.
- Bertero, C., Roy, M., Sauvanaud, C., and Tredan, G. (2017). Experience report: Log mining using natural language processing and application to anomaly detection. In *2017 IEEE 28th International Symposium on Software Reliability Engineering (ISSRE)*, pages 351–360.
- Beschastnikh, I., Brun, Y., Ernst, M. D., and Krishnamurthy, A. (2014). Inferring models of concurrent systems from logs of their behavior with csight. In *Proceedings of the 36th International Conference on Software Engineering, ICSE 2014*, pages 468–479, New York, NY, USA. ACM.
- Butin, D. and Le Métayer, D. (2014). Log analysis for data protection accountability. In Jones, C., Pihlajasaari, P., and Sun, J., editors, *FM 2014: Formal Methods*, pages 163–178, Cham. Springer International Publishing.
- Chen, B. and Jiang, Z. M. J. (2017a). Characterizing and detecting anti-patterns in the logging code. In *Proceedings of the 39th International Conference on Software Engineering, ICSE '17*, pages 71–81, Piscataway, NJ, USA. IEEE Press.
- Chen, B. and Jiang, Z. M. J. (2017b). Characterizing logging practices in Java-based open source software projects – a replication study in apache software foundation. *Empirical Software Engineering*, 22(1):330–374.
- Chen, B., Song, J., Xu, P., Hu, X., and Jiang, Z. M. J. (2018). An automated approach to estimating code

- coverage measures via execution logs. In *Proceedings of the 33rd ACM/IEEE International Conference on Automated Software Engineering*, ASE 2018, pages 305–316, New York, NY, USA. ACM.
- Chinghay Lim, Singh, N., and Yajnik, S. (2008). A log mining approach to failure analysis of enterprise telephony systems. In *2008 IEEE International Conference on Dependable Systems and Networks With FTCS and DCC (DSN)*, pages 398–403.
- Chu, J., Ge, Z., Huber, R., Ji, P., Yates, J., and Yu, Y.-C. (2012). Alert-id: Analyze logs of the network element in real time for intrusion detection. In Balzarotti, D., Stolfo, S. J., and Cova, M., editors, *Research in Attacks, Intrusions, and Defenses*, pages 294–313, Berlin, Heidelberg. Springer Berlin Heidelberg.
- Chuah, E., Jhumka, A., Narasimhamurthy, S., Hammond, J., Browne, J. C., and Barth, B. (2013). Linking resource usage anomalies with system failures from cluster log data. In *2013 IEEE 32nd International Symposium on Reliable Distributed Systems*, pages 111–120.
- Chung, F. (2018). Coles stores reopen after ‘minor’ IT glitch causes nationwide register outage.
- Cinque, M., Cotroneo, D., Natella, R., and Pecchia, A. (2010). Assessing and improving the effectiveness of logs for the analysis of software faults. In *2010 IEEE/IFIP International Conference on Dependable Systems Networks (DSN)*, pages 457–466.
- Cinque, M., Cotroneo, D., and Pecchia, A. (2013). Event logs for the analysis of software failures: A rule-based approach. *IEEE Transactions on Software Engineering*, 39(6):806–821.
- da Cruz, S. M. S., Campos, M. L. M., Pires, P. F., and Campos, L. M. (2004). Monitoring e-business web services usage through a log based architecture. In *Proceedings. IEEE International Conference on Web Services, 2004.*, pages 61–69.
- Debnath, B., Solaimani, M., Gulzar, M. A. G., Arora, N., Lumezanu, C., Xu, J., Zong, B., Zhang, H., Jiang, G., and Khan, L. (2018). Loglens: A real-time log analysis system. In *2018 IEEE 38th International Conference on Distributed Computing Systems (ICDCS)*, pages 1052–1062.
- Di, S., Gupta, R., Snir, M., Pershey, E., and Cappello, F. (2017). LogAider: A tool for mining potential correlations of HPC log events. In *Proceedings of the 17th IEEE/ACM International Symposium on Cluster, Cloud and Grid Computing, CCGrid ’17*, pages 442–451, Piscataway, NJ, USA. IEEE Press.
- Di Martino, C., Cinque, M., and Cotroneo, D. (2012). Assessing time coalescence techniques for the analysis of supercomputer logs. In *IEEE/IFIP International Conference on Dependable Systems and Networks (DSN 2012)*, pages 1–12.
- Dong Tang and Iyer, R. K. (1992). Analysis of the vax/vms error logs in multicomputer environments—a case study of software dependability. In *[1992] Proceedings Third International Symposium on Software Reliability Engineering*, pages 216–226.
- Du, M., Li, F., Zheng, G., and Srikumar, V. (2017). Deeplog: Anomaly detection and diagnosis from system logs through deep learning. In *Proceedings of the 2017 ACM SIGSAC Conference on Computer and Communications Security, CCS ’17*, pages 1285–1298, New York, NY, USA. ACM.
- Dyck, A., Penners, R., and Lichter, H. (2015). Towards definitions for release engineering and devops. In *Release Engineering (RELENG), 2015 IEEE/ACM 3rd International Workshop on*, pages 3–3. IEEE.
- El-Masri, D., Petrillo, F., Guéhéneuc, Y.-G., Hamou-Lhadj, A., and Bouziane, A. (2020). A systematic literature review on automated log abstraction techniques. *Information and Software Technology*, 122:106276.
- El-Sayed, N. and Schroeder, B. (2013). Reading between the lines of failure logs: Understanding how HPC systems fail. In *2013 43rd Annual IEEE/IFIP International Conference on Dependable Systems and Networks (DSN)*, pages 1–12.
- Farshchi, M., Schneider, J., Weber, I., and Grundy, J. (2015). Experience report: Anomaly detection of cloud application operations using log and cloud metric correlation analysis. In *2015 IEEE 26th International Symposium on Software Reliability Engineering (ISSRE)*, pages 24–34.
- Farshchi, M., Schneider, J.-G., Weber, I., and Grundy, J. (2018). Metric selection and anomaly detection for cloud operations using log and metric correlation analysis. *Journal of Systems and Software*, 137:531 – 549.
- Fu, Q., Lou, J., Wang, Y., and Li, J. (2009). Execution anomaly detection in distributed systems through unstructured log analysis. In *2009 Ninth IEEE International Conference on Data Mining*, pages 149–158.
- Fu, Q., Zhu, J., Hu, W., Lou, J.-G., Ding, R., Lin, Q., Zhang, D., and Xie, T. (2014). Where do developers log? an empirical study on logging practices in industry. In *Companion Proceedings of the 36th*

- International Conference on Software Engineering, ICSE Companion 2014*, pages 24–33, New York, NY, USA. ACM.
- Fu, X., Ren, R., McKee, S. A., Zhan, J., and Sun, N. (2014). Digging deeper into cluster system logs for failure prediction and root cause diagnosis. In *2014 IEEE International Conference on Cluster Computing (CLUSTER)*, pages 103–112.
- Fu, X., Ren, R., Zhan, J., Zhou, W., Jia, Z., and Lu, G. (2012). Logmaster: Mining event correlations in logs of large-scale cluster systems. In *2012 IEEE 31st Symposium on Reliable Distributed Systems*, pages 71–80.
- Gainaru, A., Cappello, F., Trausan-Matu, S., and Kramer, B. (2011). Event log mining tool for large scale HPC systems. In Jeannot, E., Namyst, R., and Roman, J., editors, *Euro-Par 2011 Parallel Processing*, pages 52–64, Berlin, Heidelberg. Springer Berlin Heidelberg.
- Gao, Y., Zhou, W., Zhang, Z., Han, J., Meng, D., and Xu, Z. (2014). Online anomaly detection by improved grammar compression of log sequences. In Zaki, M. J., Obradovic, Z., Tan, P., Banerjee, A., Kamath, C., and Parthasarathy, S., editors, *Proceedings of the 2014 SIAM International Conference on Data Mining, Philadelphia, Pennsylvania, USA, April 24-26, 2014*, pages 911–919. SIAM.
- Gartner (2019). How to get started with aiops.
- Ghanbari, S., Hashemi, A. B., and Amza, C. (2014). Stage-aware anomaly detection through tracking log points. In *Proceedings of the 15th International Middleware Conference*, Middleware '14, pages 253–264, New York, NY, USA. ACM.
- Gonçalves, D., Bota, J., and Correia, M. (2015). Big data analytics for detecting host misbehavior in large logs. In *2015 IEEE Trustcom/BigDataSE/ISPA*, volume 1, pages 238–245.
- Google (2019). Google cloud networking incident #19009.
- Gunter, D., Tierney, B. L., Brown, A., Swany, M., Bresnahan, J., and Schopf, J. M. (2007). Log summarization and anomaly detection for troubleshooting distributed systems. In *2007 8th IEEE/ACM International Conference on Grid Computing*, pages 226–234.
- Gurumdimma, N., Jhumka, A., Liakata, M., Chuah, E., and Browne, J. (2016). Crude: Combining resource usage data and error logs for accurate error detection in large-scale distributed systems. In *2016 IEEE 35th Symposium on Reliable Distributed Systems (SRDS)*, pages 51–60.
- Hamooni, H., Debnath, B., Xu, J., Zhang, H., Jiang, G., and Mueen, A. (2016). Logmine: Fast pattern recognition for log analytics. In *Proceedings of the 25th ACM International on Conference on Information and Knowledge Management, CIKM '16*, pages 1573–1582, New York, NY, USA. ACM.
- Hansen, J. P. and Siewiorek, D. P. (1992). Models for time coalescence in event logs. In *[1992] Digest of Papers. FTCS-22: The Twenty-Second International Symposium on Fault-Tolerant Computing*, pages 221–227.
- Hassani, M., Shang, W., Shihab, E., and Tsantalis, N. (2018). Studying and detecting log-related issues. *Empirical Software Engineering*, 23(6):3248–3280.
- He, P., Chen, Z., He, S., and Lyu, M. R. (2018). Characterizing the natural language descriptions in software logging statements. In *Proceedings of the 33rd ACM/IEEE International Conference on Automated Software Engineering, ASE 2018*, pages 178–189, New York, NY, USA. ACM.
- He, P., Zhu, J., He, S., Li, J., and Lyu, M. R. (2016a). An evaluation study on log parsing and its use in log mining. In *2016 46th Annual IEEE/IFIP International Conference on Dependable Systems and Networks (DSN)*, pages 654–661.
- He, P., Zhu, J., He, S., Li, J., and Lyu, M. R. (2018). Towards automated log parsing for large-scale log data analysis. *IEEE Transactions on Dependable and Secure Computing*, 15(6):931–944.
- He, S., Zhu, J., He, P., and Lyu, M. R. (2016b). Experience report: System log analysis for anomaly detection. In *2016 IEEE 27th International Symposium on Software Reliability Engineering (ISSRE)*, pages 207–218.
- Huynh, T. and Miller, J. (2009). Another viewpoint on “evaluating web software reliability based on workload and failure data extracted from server logs”. *Empirical Software Engineering*, 14(4):371–396.
- Investor’s Business Daily (2018). Elastic IPO prices above range, stock nearly doubles.
- Juvonen, A., Sipola, T., and Hämäläinen, T. (2015). Online anomaly detection using dimensionality reduction techniques for http log analysis. *Computer Networks*, 91:46 – 56.
- Kabinna, S., Bezemer, C.-P., Shang, W., and Hassan, A. E. (2016). Logging library migrations: A case study for the apache software foundation projects. In *Proceedings of the 13th International Conference on Mining Software Repositories, MSR '16*, pages 154–164, New York, NY, USA. ACM.

- Kc, K. and Gu, X. (2011). Elt: Efficient log-based troubleshooting system for cloud computing infrastructures. In *2011 IEEE 30th International Symposium on Reliable Distributed Systems*, pages 11–20.
- Khatuya, S., Ganguly, N., Basak, J., Bharde, M., and Mitra, B. (2018). Adele: Anomaly detection from event log empiricism. In *IEEE INFOCOM 2018 - IEEE Conference on Computer Communications*, pages 2114–2122.
- Kimura, T., Ishibashi, K., Mori, T., Sawada, H., Toyono, T., Nishimatsu, K., Watanabe, A., Shimoda, A., and Shiimoto, K. (2014). Spatio-temporal factorization of log data for understanding network events. In *IEEE INFOCOM 2014 - IEEE Conference on Computer Communications*, pages 610–618.
- Kitchenham, B. and Charters, S. (2007). Guidelines for performing systematic literature reviews in software engineering. Technical report, Technical report, Ver. 2.3 EBSE Technical Report. EBSE.
- Li, H., Chen, T.-H. P., Shang, W., and Hassan, A. E. (2018). Studying software logging using topic models. *Empirical Software Engineering*, 23(5):2655–2694.
- Li, H., Shang, W., and Hassan, A. E. (2017a). Which log level should developers choose for a new logging statement? *Empirical Software Engineering*, 22(4):1684–1716.
- Li, S., Niu, X., Jia, Z., Liao, X., Wang, J., and Li, T. (2019a). Guiding log revisions by learning from software evolution history. *Empirical Software Engineering*, pages 1–39.
- Li, T., Jiang, Y., Zeng, C., Xia, B., Liu, Z., Zhou, W., Zhu, X., Wang, W., Zhang, L., Wu, J., Xue, L., and Bao, D. (2017b). Flap: An end-to-end event log analysis platform for system management. In *Proceedings of the 23rd ACM SIGKDD International Conference on Knowledge Discovery and Data Mining*, KDD '17, pages 1547–1556, New York, NY, USA. ACM.
- Li, Z., Chen, T.-H., Yang, J., and Shang, W. (2019b). Dlfinder: Characterizing and detecting duplicate logging code smells. In *2019 IEEE/ACM 41st International Conference on Software Engineering (ICSE)*, pages 152–163. IEEE.
- Liang, Y., Zhang, Y., Xiong, H., and Sahoo, R. (2007). An adaptive semantic filter for Blue Gene/L failure log analysis. In *2007 IEEE International Parallel and Distributed Processing Symposium*, pages 1–8.
- Lin, H., Zhou, J., Yao, B., Guo, M., and Li, J. (2015). Cowic: A column-wise independent compression for log stream analysis. In *2015 15th IEEE/ACM International Symposium on Cluster, Cloud and Grid Computing*, pages 21–30.
- Lin, Q., Zhang, H., Lou, J.-G., Zhang, Y., and Chen, X. (2016). Log clustering based problem identification for online service systems. In *Proceedings of the 38th International Conference on Software Engineering Engineering Companion*, ICSE '16, pages 102–111, New York, NY, USA. ACM.
- Liu, J., Zhu, J., He, S., He, P., Zheng, Z., and Lyu, M. R. (2019a). Logzip: extracting hidden structures via iterative clustering for log compression. In *2019 34th IEEE/ACM International Conference on Automated Software Engineering (ASE)*, pages 863–873. IEEE.
- Liu, Z., Xia, X., Lo, D., Xing, Z., Hassan, A. E., and Li, S. (2019b). Which variables should i log? *IEEE Transactions on Software Engineering*.
- Lou, J.-G., Fu, Q., Yang, S., Xu, Y., and Li, J. (2010). Mining invariants from console logs for system problem detection. In *USENIX Annual Technical Conference*, pages 1–14.
- Lu, S., Rao, B., Wei, X., Tak, B., Wang, L., and Wang, L. (2017). Log-based abnormal task detection and root cause analysis for spark. In *2017 IEEE International Conference on Web Services (ICWS)*, pages 389–396.
- Makanju, A., Zincir-Heywood, A. N., and Milios, E. E. (2012). A lightweight algorithm for message type extraction in system application logs. *IEEE Transactions on Knowledge and Data Engineering*, 24(11):1921–1936.
- Makanju, A. A., Zincir-Heywood, A. N., and Milios, E. E. (2009). Clustering event logs using iterative partitioning. In *Proceedings of the 15th ACM SIGKDD International Conference on Knowledge Discovery and Data Mining*, KDD '09, pages 1255–1264, New York, NY, USA. ACM.
- Mariani, L. and Pastore, F. (2008). Automated identification of failure causes in system logs. In *2008 19th International Symposium on Software Reliability Engineering (ISSRE)*, pages 117–126.
- Mariani, L. and Pezzè, M. (2007). Dynamic detection of COTS component incompatibility. *IEEE software*, 24(5):76–85.
- Mavridis, I. and Karatza, H. (2017). Performance evaluation of cloud-based log file analysis with apache hadoop and apache spark. *Journal of Systems and Software*, 125:133 – 151.
- Meng, W., Liu, Y., Zhu, Y., Zhang, S., Pei, D., Liu, Y., Chen, Y., Zhang, R., Tao, S., Sun, P., et al. (2019).

- Loganomaly: Unsupervised detection of sequential and quantitative anomalies in unstructured logs. In *IJCAI*, pages 4739–4745.
- Nandi, A., Mandal, A., Atreja, S., Dasgupta, G. B., and Bhattacharya, S. (2016). Anomaly detection using program control flow graph mining from execution logs. In *Proceedings of the 22Nd ACM SIGKDD International Conference on Knowledge Discovery and Data Mining, KDD '16*, pages 215–224, New York, NY, USA. ACM.
- Neves, F., Machado, N., and Pereira, J. (2018). Falcon: A practical log-based analysis tool for distributed systems. In *2018 48th Annual IEEE/IFIP International Conference on Dependable Systems and Networks (DSN)*, pages 534–541.
- Oliner, A. and Stearley, J. (2007). What supercomputers say: A study of five system logs. In *37th Annual IEEE/IFIP International Conference on Dependable Systems and Networks (DSN'07)*, pages 575–584.
- Oprea, A., Li, Z., Yen, T., Chin, S. H., and Alrwais, S. (2015). Detection of early-stage enterprise infection by mining large-scale log data. In *2015 45th Annual IEEE/IFIP International Conference on Dependable Systems and Networks*, pages 45–56.
- Park, B. H., Hukerikar, S., Adamson, R., and Engelmann, C. (2017). Big data meets HPC log analytics: Scalable approach to understanding systems at extreme scale. In *2017 IEEE International Conference on Cluster Computing (CLUSTER)*, pages 758–765.
- Pecchia, A., Cinque, M., Carrozza, G., and Cotroneo, D. (2015). Industry practices and event logging: Assessment of a critical software development process. In *Proceedings of the 37th International Conference on Software Engineering - Volume 2, ICSE '15*, pages 169–178, Piscataway, NJ, USA. IEEE Press.
- Pecchia, A. and Russo, S. (2012). Detection of software failures through event logs: An experimental study. In *2012 IEEE 23rd International Symposium on Software Reliability Engineering*, pages 31–40.
- Petersen, K., Feldt, R., Mujtaba, S., and Mattsson, M. (2008). Systematic Mapping Studies in Software Engineering. In *12th International Conference on Evaluation and Assessment in Software Engineering (EASE)*, pages 1–10.
- Pi, A., Chen, W., Zhou, X., and Ji, M. (2018). Profiling distributed systems in lightweight virtualized environments with logs and resource metrics. In *Proceedings of the 27th International Symposium on High-Performance Parallel and Distributed Computing, HPDC '18*, pages 168–179, New York, NY, USA. ACM.
- Prewett, J. E. (2005). Incorporating information from a cluster batch scheduler and center management software into automated log file analysis. In *CCGrid 2005. IEEE International Symposium on Cluster Computing and the Grid, 2005.*, volume 1, pages 133–139 Vol. 1.
- Ramakrishna, V., Rajput, N., Mukherjea, S., and Dey, K. (2017). A platform for end-to-end mobile application infrastructure analytics using system log correlation. *IBM Journal of Research and Development*, 61(1):2:17–2:26.
- Ren, Z., Liu, C., Xiao, X., Jiang, H., and Xie, T. (2019). Root cause localization for unreproducible builds via causality analysis over system call tracing. In *2019 34th IEEE/ACM International Conference on Automated Software Engineering (ASE)*, pages 527–538. IEEE.
- Roche, J. (2013). Adopting devops practices in quality assurance. *Communications of the ACM*, 56(11):38–43.
- Rong, G., Zhang, Q., Liu, X., and Gu, S. (2017). A systematic review of logging practice in software engineering. In *2017 24th Asia-Pacific Software Engineering Conference (APSEC)*, pages 534–539.
- Russo, B., Succì, G., and Pedrycz, W. (2015). Mining system logs to learn error predictors: a case study of a telemetry system. *Empirical Software Engineering*, 20(4):879–927.
- Shalan, A. and Zulkernine, M. (2013). Runtime prediction of failure modes from system error logs. In *2013 18th International Conference on Engineering of Complex Computer Systems*, pages 232–241.
- Shang, W., Nagappan, M., and Hassan, A. E. (2015). Studying the relationship between logging characteristics and the code quality of platform software. *Empirical Software Engineering*, 20(1):1–27.
- Shang, W., Nagappan, M., Hassan, A. E., and Jiang, Z. M. (2014). Understanding log lines using development knowledge. In *2014 IEEE International Conference on Software Maintenance and Evolution*, pages 21–30.
- Spencer, D. and Warfel, T. (2004). Card sorting: a definitive guide. *Boxes and Arrows*, page 2.
- Steinle, M., Aberer, K., Girdzijauskas, S., and Lovis, C. (2006). Mapping moving landscapes by mining mountains of logs: Novel techniques for dependency model generation. In *Proceedings of the 32Nd*

- International Conference on Very Large Data Bases*, VLDB '06, pages 1093–1102. VLDB Endowment.
- Tan, J., Kavulya, S., Gandhi, R., and Narasimhan, P. (2010). Visual, log-based causal tracing for performance debugging of mapreduce systems. In *2010 IEEE 30th International Conference on Distributed Computing Systems*, pages 795–806.
- Tang, L. and Li, T. (2010). Logtree: A framework for generating system events from raw textual logs. In *2010 IEEE International Conference on Data Mining*, pages 491–500.
- TechCrunch (2017). Sumo Logic lands \$75 million Series F, on path to IPO.
- Tian, J., Rudraraju, S., and Zhao Li (2004). Evaluating web software reliability based on workload and failure data extracted from server logs. *IEEE Transactions on Software Engineering*, 30(11):754–769.
- Tsao, M. M. and Siewiorek, D. P. (1983). Trend analysis on system error files. In *Proc. 13th International Symposium on Fault-Tolerant Computing*, pages 116–119.
- Ulrich, A., Hallal, H., Petrenko, A., and Boroday, S. (2003). Verifying trustworthiness requirements in distributed systems with formal log-file analysis. In *36th Annual Hawaii International Conference on System Sciences, 2003. Proceedings of the*, pages 10 pp.–.
- Usability.gov (2019). Usability.gov: Card sorting. Visited on May, 2019.
- Wang, J., Li, C., Han, S., Sarkar, S., and Zhou, X. (2017). Predictive maintenance based on event-log analysis: A case study. *IBM Journal of Research and Development*, 61(1):11:121–11:132.
- Wired (2019). The catch-22 that broke the internet.
- Wu, F., Anchuri, P., and Li, Z. (2017). Structural event detection from log messages. In *Proceedings of the 23rd ACM SIGKDD International Conference on Knowledge Discovery and Data Mining, KDD '17*, pages 1175–1184, New York, NY, USA. ACM.
- Xu, W., Huang, L., Fox, A., Patterson, D., and Jordan, M. (2009). Online system problem detection by mining patterns of console logs. In *2009 Ninth IEEE International Conference on Data Mining*, pages 588–597.
- Xu, W., Huang, L., Fox, A., Patterson, D., and Jordan, M. I. (2009). Detecting large-scale system problems by mining console logs. In *Proceedings of the ACM SIGOPS 22Nd Symposium on Operating Systems Principles, SOSP '09*, pages 117–132, New York, NY, USA. ACM.
- Yen, T.-F., Oprea, A., Onarlioglu, K., Leetham, T., Robertson, W., Juels, A., and Kirda, E. (2013). Beehive: Large-scale log analysis for detecting suspicious activity in enterprise networks. In *Proceedings of the 29th Annual Computer Security Applications Conference, ACSAC '13*, pages 199–208, New York, NY, USA. ACM.
- Yoon, E. and Squicciarini, A. (2014). Toward detecting compromised mapreduce workers through log analysis. In *2014 14th IEEE/ACM International Symposium on Cluster, Cloud and Grid Computing*, pages 41–50.
- Yu, X., Joshi, P., Xu, J., Jin, G., Zhang, H., and Jiang, G. (2016). Cloudseer: Workflow monitoring of cloud infrastructures via interleaved logs. In *Proceedings of the Twenty-First International Conference on Architectural Support for Programming Languages and Operating Systems, ASPLOS '16*, pages 489–502, New York, NY, USA. ACM.
- Yuan, D., Park, S., and Zhou, Y. (2012a). Characterizing logging practices in open-source software. In *Proceedings of the 34th International Conference on Software Engineering, ICSE '12*, pages 102–112, Piscataway, NJ, USA. IEEE Press.
- Yuan, D., Zheng, J., Park, S., Zhou, Y., and Savage, S. (2012b). Improving software diagnosability via log enhancement. *ACM Trans. Comput. Syst.*, 30(1):4:1–4:28.
- Zeng, Y., Chen, J., Shang, W., and Chen, T.-H. P. (2019). Studying the characteristics of logging practices in mobile apps: a case study on f-droid. *Empirical Software Engineering*, 24(6):3394–3434.
- Zhang, X., Xu, Y., Lin, Q., Qiao, B., Zhang, H., Dang, Y., Xie, C., Yang, X., Cheng, Q., Li, Z., et al. (2019). Robust log-based anomaly detection on unstable log data. In *Proceedings of the 2019 27th ACM Joint Meeting on European Software Engineering Conference and Symposium on the Foundations of Software Engineering*, pages 807–817.
- Zheng, Z., Yu, L., Tang, W., Lan, Z., Gupta, R., Desai, N., Coghlan, S., and Buettner, D. (2011). Co-analysis of RAS log and job log on Blue Gene/P. In *2011 IEEE International Parallel Distributed Processing Symposium*, pages 840–851.
- Zhi, C., Yin, J., Deng, S., Ye, M., Fu, M., and Xie, T. (2019). An exploratory study of logging configuration practice in java. In *2019 IEEE International Conference on Software Maintenance and Evolution (ICSME)*, pages 459–469. IEEE.

- Zhou, P., Gill, B., Belluomini, W., and Wildani, A. (2010). Gaul: Gestalt analysis of unstructured logs for diagnosing recurring problems in large enterprise storage systems. In *2010 29th IEEE Symposium on Reliable Distributed Systems*, pages 148–159.
- Zhu, J., He, P., Fu, Q., Zhang, H., Lyu, M. R., and Zhang, D. (2015). Learning to log: Helping developers make informed logging decisions. In *Proceedings of the 37th International Conference on Software Engineering - Volume 1*, ICSE '15, pages 415–425, Piscataway, NJ, USA. IEEE Press.
- Zhu, J., He, S., Liu, J., He, P., Xie, Q., Zheng, Z., and Lyu, M. R. (2019). Tools and benchmarks for automated log parsing. In *2019 IEEE/ACM 41st International Conference on Software Engineering: Software Engineering in Practice (ICSE-SEIP)*, pages 121–130. IEEE.