

# Sub-sampling and other considerations for efficient risk estimation in large portfolios

Michael B. Giles\* and Abdul-Lateef Haji-Ali†

**Abstract.** Computing risk measures of a financial portfolio comprising thousands of options is a challenging problem because (a) it involves a nested expectation requiring multiple evaluations of the loss of the financial portfolio for different risk scenarios and (b) evaluating the loss of the portfolio is expensive and the cost increases with its size. In this work, we look at applying Multilevel Monte Carlo (MLMC) with adaptive inner sampling to this problem and discuss several practical considerations. In particular, we discuss a sub-sampling strategy that results in a method whose computational complexity does not increase with the size of the portfolio. We also discuss several control variates that significantly improve the efficiency of MLMC in our setting.

**Key words.** Risk estimation, Monte Carlo, Nested simulation, Multilevel Monte Carlo

**AMS subject classifications.** 65C05 (Monte Carlo methods), 65C30 (Stochastic differential and integral equations)

**1. Introduction.** Various risk measures are computed to assess the risk of a financial portfolio. These measures include the probability of a large loss, Value-At-Risk (VaR) and Conditional VaR (CVaR), also called expected shortfall. Computing these risk measures on a large portfolio usually involves two challenges: a nested expectation and a large sum. To be more precise, consider computing the probability that the expected loss exceeds  $\mathcal{K}_\eta$ , that is, we want to compute

$$\eta = \mathbb{P}[\mathbb{E}[\Lambda \mid R_\tau] > \mathcal{K}_\eta] = \mathbb{E}[\mathbf{H}(\mathbb{E}[\Lambda \mid R_\tau] - \mathcal{K}_\eta)]$$

where  $\mathbb{E}[\Lambda \mid R_\tau]$  is the risk-neutral expected loss given some risk scenario,  $R_\tau$ , at some short risk horizon,  $\tau$ , and  $\mathbf{H}(\cdot)$  is the Heaviside function. For example, the risk scenario could be the values of the underlying assets at some time  $\tau$  which affect the loss incurred by the portfolio at maturity. The loss is usually an aggregation of many thousands of losses from different options depending on a set of common underlying assets. That is

$$(1.1) \quad \Lambda = \frac{1}{P} \sum_{i=1}^P \Lambda_i$$

where  $P$  is the total number of options and  $\Lambda_i$  is the loss incurred by the  $i$ 'th option. The  $1/P$  factor is a normalisation factor that ensures boundedness as the number of options in the portfolio,  $P$ , increases. In realistic portfolios, the options are heterogeneous in their evaluation. Some options can be computed analytically, others require a simulation of the underlying assets, others still can only be sampled approximately. Moreover, the nominal values of these options can vary greatly; a few options might have large nominal values and thus contribute significantly to the total loss compared to the majority of options.

---

\*University of Oxford ([mike.giles@maths.ox.ac.uk](mailto:mike.giles@maths.ox.ac.uk)).

†Heriot-Watt University ([a.hajiali@hw.ac.uk](mailto:a.hajiali@hw.ac.uk)).

The straightforward, and most commonly used, method is to simulate the nested expectation using Monte Carlo. That is,  $M$  independent risk scenarios,  $R_\tau$ , are sampled and for each scenario  $N$  independent samples of the total loss  $\Lambda$  are sampled by evaluating the sum in (1.1). This was explored by Gordy & Juneja [9] and they showed that the bias in the outer expectation is related to the variance of the estimator of the inner expectation. See also [7] for sharper and extended analysis of their results. Hence, using  $N$  samples to estimate each inner expectation,  $\mathbb{E}[\Lambda_i | R_\tau]$ , independently the bias in the outer estimator is  $\mathcal{O}(N^{-1}P^{-1})$ . Setting  $N = \mathcal{O}(\max(1, \varepsilon^{-1}P^{-1}))$  and  $M = \mathcal{O}(\varepsilon^{-2})$  to achieve a root mean-squared (RMS) error  $\varepsilon$ , and since evaluating  $\Lambda$  is an  $\mathcal{O}(P)$  operation, the total computational complexity is  $\mathcal{O}(\max(P\varepsilon^{-2}, \varepsilon^{-3}))$ . Additionally, Gordy & Juneja show a way to handle heterogeneous options with different nominal values or different computational cost in the portfolio by proportionally dividing the  $N$  samples amongst the different options instead of evaluating the sum [9, Section 3.4].

In a previous work [6], we showed how to combine Multilevel Monte Carlo (MLMC), as introduced by Giles [3], with adaptive sampling, as introduced by Broadie et. al. [1], to estimate quantities of the form  $\mathbb{E}[\mathbf{H}(\mathbb{E}[X | Y])]$  for two random variables  $X$  and  $Y$ . Using this strategy, we showed that the computational complexity can be brought down to  $\mathcal{O}(\max(P\varepsilon^{-2}, \varepsilon^{-2}|\log \varepsilon|^2))$ , if we set  $Y := R_\tau$  and  $X := \Lambda - \mathcal{K}_\eta$ . This computational complexity is an improvement but it still suffers from the dependence on the number of options,  $P$ , which, as mentioned, can be significant for large portfolios.

In the current work, we discuss strategies to compute risk measures for large financial portfolios. First, in section 2 we discuss sub-sampling strategies to handle large sums of heterogeneous terms. The result is a method whose computational complexity does not depend on the number of terms in the sum. Then, in section 3 we discuss various variance reduction techniques and show how to handle different computation models for  $\mathbb{E}[\Lambda_i | R_\tau]$ . In section 4 we discuss how to apply Multilevel Monte Carlo and adaptive sampling to obtain a method whose computational complexity is  $\mathcal{O}(\varepsilon^{-2}|\log \varepsilon|^2)$  to achieve a RMS error  $\varepsilon$ , independently of the number of options. Finally, in section 5, we apply our results to fictitious portfolios with heterogeneous options to illustrate the benefit of the methods that are presented in the current work.

**2. Random Sub-sampling.** In this section, we will discuss strategies to estimate an expectation involving a sum of terms  $\{f_i\}_{i=1}^P$ ,

$$\mathbb{E}\left[\frac{1}{P}\sum_{i=1}^P f_i\right].$$

We will initially assume that the terms  $\{f_i\}_i$  are mutually independent and discuss the general case later. In the next section, we will apply the strategies we discuss here to the inner conditional expectation when estimating  $\eta$  and we will see how to relate the terms  $\{f_i\}_{i=1}^P$  to the losses  $\{\Lambda_i\}_{i=1}^P$ , depending on the computational model of  $\mathbb{E}[\Lambda_i | R_\tau]$ .

A naïve Monte Carlo estimator with  $N \geq 1$  samples of the sum requires a minimum budget equal to the cost to compute the sum once. The minimum budget thus increases with the

number of terms  $P$ . Instead, we will use a random sub-sampler based on the observation that

$$\frac{1}{P} \sum_{i=1}^P \mathbb{E}[f_i] = \mathbb{E} \left[ \frac{f_j}{P p_j} \right]$$

where  $j$  is a random integer with  $\mathbb{P}[j = i] = p_i$  for  $i \in \{1, \dots, P\}$  and zero otherwise. Using  $N$  samples in a Monte Carlo estimator to estimate  $\mathbb{E}[f_j/(P p_j)]$ , the resulting estimator is then

$$\frac{1}{NP} \sum_{n=1}^N f_{j^{(n)}}^{(n)} p_{j^{(n)}}^{-1}$$

where  $j^{(n)}$  is the  $n$ 'th sample of the random integer  $j$  and  $f_i^{(n)}$  is the  $n$ 'th sample of  $f_i$ . The resulting mean-square error (MSE) is

$$\begin{aligned} \text{MSE} &= \frac{1}{NP^2} \text{Var}[f_j/p_j] \\ &= \frac{1}{NP^2} \left( \sum_{i=1}^P g_i^2 p_i^{-1} - \left( \sum_{i=1}^P \mathbb{E}[f_i] \right)^2 \right) \end{aligned}$$

where  $g_i^2 := \mathbb{E}[f_i^2]$ . On the other hand the work is

$$N \sum_{i=1}^P p_i W_i$$

where  $W_i$  is the work required to sample the term  $f_i$ . Here, we can minimize the MSE to find the optimal probabilities,  $p_i$ , subject to them summing up to one,

$$(2.1) \quad p_i = \frac{\tilde{g}_i / W_i^{1/2}}{\sum_{j=1}^P \tilde{g}_j / W_j^{1/2}},$$

assuming we have estimates of  $g_i$  denoted by  $\tilde{g}_i$ . The work of this random sub-sampler is

$$N \frac{\sum_{i=1}^P \tilde{g}_i W_i^{1/2}}{\sum_{i=1}^P \tilde{g}_i / W_i^{1/2}}.$$

Assuming we have a total budget  $B$ , we set

$$N = B \frac{\sum_{i=1}^P \tilde{g}_i / W_i^{1/2}}{\sum_{i=1}^P \tilde{g}_i W_i^{1/2}}.$$

Here, we ignore the restriction of the number of samples,  $N$ , to integers and treat it as a real number instead. Note that rounding the number of samples up increases the total

computational cost by  $\max_i W_i$  at most. In any case, using the previous real value of  $N$ , the final MSE can then be bounded as

$$(2.2) \quad \begin{aligned} \text{MSE} &\leq \frac{1}{N} \left( \frac{1}{P} \sum_{i=1}^P \frac{g_i^2}{\tilde{g}_i} W_i^{1/2} \right) \left( \frac{1}{P} \sum_{i=1}^P \frac{\tilde{g}_i}{W_i^{1/2}} \right) \\ &\leq \frac{1}{B} \left( \frac{1}{P} \sum_{i=1}^P \frac{g_i^2}{\tilde{g}_i} W_i^{1/2} \right) \left( \frac{1}{P} \sum_{i=1}^P \tilde{g}_i W_i^{1/2} \right) \end{aligned}$$

If we further assume that  $g_i \leq c \tilde{g}_i$  for some constant  $c > 0$  and that

$$\frac{1}{P} \sum_{i=1}^P \tilde{g}_i W_i^{1/2} \leq C$$

for some  $C > 0$ , then the MSE is  $\mathcal{O}(B^{-1})$ , independently of  $P$  while the total cost of the estimator is  $B$ , up to the rounding of  $N$ . Under these same conditions, the previous discussion applies even in the limit as  $P \rightarrow \infty$ .

**2.1. Mixed sub-sampling.** Another way to handle heterogeneous terms is to use stratified sub-sampling. This was also explored in the current context of computing probabilities of a large loss by Gordy & Juneja [9, Section 3.4]. Applied to our setting, we write

$$\mathbb{E} \left[ \frac{1}{P} \sum_{i=1}^P f_i \right] \approx \sum_{i=1}^P \frac{1}{PN_i} \sum_{n=1}^{N_i} f_i^{(n)}.$$

where  $N_i \geq 1$  is the number of samples of the  $i$ 'th term. The MSE is

$$\frac{1}{P^2} \sum_{i=1}^P \frac{\sigma_i^2}{N_i},$$

where  $\sigma_i^2 = \text{Var}[f_i]$ , while the work is

$$\sum_{i=1}^P N_i W_i.$$

Similar to random sub-sampling, we minimize the MSE subject to a budget constraint,  $B$ , to find the optimal number of samples for the  $i$ 'th term

$$(2.3) \quad N_i = B \cdot \frac{\tilde{\sigma}_i / W_i^{1/2}}{\sum_{j=1}^P \tilde{\sigma}_j W_j^{1/2}},$$

assuming we have estimates of  $\sigma_i$  denoted by  $\tilde{\sigma}_i$ . Note that we again ignore the integer constraints on  $N_i$  and treat it as a real number. The final MSE is

$$(2.4) \quad \text{MSE} = \frac{1}{B} \left( \frac{1}{P} \sum_{i=1}^P \frac{\sigma_i^2}{\tilde{\sigma}_i} W_i^{1/2} \right) \left( \frac{1}{P} \sum_{i=1}^P \tilde{\sigma}_i W_i^{1/2} \right)$$

assuming  $N_i \geq 1$  for all  $i$ . If we further assume that  $\sigma_i \leq c \tilde{\sigma}_i$  for some constant  $c$  and that

$$\frac{1}{P} \sum_{i=1}^P \tilde{\sigma}_i W_i^{1/2} \leq C$$

for some  $C > 0$ , then the MSE is  $\mathcal{O}(B^{-1})$ , independently of  $P$ , similar to random sampling. However, a crucial assumption is the constraint that the budget,  $B$ , must be sufficiently large so that  $N_i \geq 1$  in (2.3) for all  $i$ . In particular, the budget must be at least  $\sum_{i=1}^P W_i$  to have at least one sample per term. This leads to a computational complexity that depends on the number of terms in the sum, unlike random sub-sampling.

With that being said, we can use a combination of deterministic and random sub-sampling, by writing

$$\mathbb{E} \left[ \frac{1}{P} \sum_{i=1}^P f_i \right] = \mathbb{E} \left[ \frac{1}{P} \sum_{i=1}^K f_i \right] + \frac{1}{P} \mathbb{E}[f_j/p_j].$$

where  $\mathbb{P}[j = i] = p_i$  for  $j \in \{K + 1, \dots, P\}$  and is zero otherwise. Then the sum of the first  $K$  terms is approximated using stratified sub-sampling while the sum of the remaining  $(P - K)$  is approximated using random sub-sampling. This is evidently more optimal when the  $K$  terms are themselves deterministic, i.e.,  $\mathbb{E}[f_i] = f_i$  for  $i \leq K$ . In this case, evaluating the sum of the  $K$  terms directly increases the work by  $\sum_{i=1}^K W_i$  but decreases the RMS error of the random sub-sampler by  $\sum_{i=1}^K \tilde{g}_i W_i^{1/2}$ , approximately. Assuming the budget is larger than  $\sum_{i=1}^K W_i$  and by picking those  $K$  terms to have large  $\tilde{g}_i/W_i^{1/2}$ , i.e., large nominal value or small cost, we can ensure the increase in cost is small compared to the decrease in the error, leading to a more optimal sub-sampler.

**Remark 2.1 (When to use mixed sub-sampling).** Comparing the MSEs in (2.2) and (2.4) we see that, for a sufficiently large computational budget, using stratified sub-sampling is better than using random sub-sampling only when the average  $W_i^{1/2} \tilde{\sigma}_i$  over  $i$  is significantly less than the average  $W_i^{1/2} \tilde{g}_i$ , otherwise the reduction in computational work is not significant. Hence, determining an optimal mixed sub-sampling strategy (between stratified and random sub-sampling) would require good estimates of both  $g_i$  and  $\sigma_i$ , and hence of  $\mathbb{E}[f_i]$ , the quantity we are trying to estimate. For this reason, mixed-subsampling is mostly useful for deterministic terms, since we can simply set  $\tilde{\sigma}_i = 0$  and roughly estimate  $\tilde{g}_i$ . However, in this case the reduction in work will not be significant if the portfolio contains mostly non-deterministic terms. Moreover, when using MLMC, having a mixed sub-sampling strategy that depends on the level means that antithetic sub-sampling, which is a control variate technique that leads to a reduction in the computational work, cannot be used, c.f. section 4. Based on these observation, and several numerical experiments, we have found that mixed sub-sampling is not worthwhile in most practical cases, including the numerical examples that we list in section 5.

**2.2.  $\tilde{g}_i$  estimates.** In the random sub-sampling method above, we rely on estimates of  $g_i = (\mathbb{E}[f_i^2])^{1/2}$ , denoted by  $\tilde{g}_i$ . The better these estimates are, the smaller the resulting MSE and the more optimal the resulting method becomes. On one extreme, we can have the best

estimates  $\tilde{g}_i = g_i$  leading to the MSE

$$\frac{1}{B} \left( \frac{1}{P} \sum_{i=1}^P g_i W_i^{1/2} \right)^2$$

On the other extreme we can have the most uninformative estimates  $\tilde{g}_i = 1$ . In this case the terms in the sum are sub-sampled uniformly and the resulting MSE is

$$\frac{1}{B} \left( \frac{1}{P} \sum_{i=1}^P g_i^2 W_i^{1/2} \right) \left( \frac{1}{P} \sum_{i=1}^P W_i^{1/2} \right)$$

To compare the two MSEs, we bound

$$\left( \frac{1}{P} \sum_{i=1}^P g_i W_i^{1/2} \right)^2 \leq \left( \max_i W_i \right) (\mathbb{E}[g_i])^2.$$

where the expectation is with respect to  $i$  with  $\mathbb{P}[i = j] = 1/P$  for  $j \in \{1, \dots, P\}$  and zero otherwise. Similarly,

$$\left( \frac{1}{P} \sum_{i=1}^P g_i^2 W_i^{1/2} \right) \left( \frac{1}{P} \sum_{i=1}^P W_i^{1/2} \right) \leq \left( \max_i W_i \right) \mathbb{E}[g_i^2].$$

Hence, optimizing the probabilities  $p_i$  leads to a smaller MSE whenever  $\mathbb{E}[g_i^2] < (\mathbb{E}[g_i])^2$  or  $\text{Var}[g_i] > 0$ . In fact, the larger  $\text{Var}[g_i]$  is, the worse a uniform sub-sampler becomes. In other words, the more variability there is in the second moments of the terms, the more beneficial it is to optimize the probabilities in the random sub-sampler.

**2.3. Dependent  $f_i$ .** In the beginning of this section, we assumed that  $\{f_i\}_{i=1}^P$  are mutually independent. In real applications, including the ones we consider in this work, some of these terms might depend on a set of common underlying random variables. Nevertheless, we can use independent samples of those underlying random variables when sampling  $f_i$  to get independent samples of  $f_i$  and the previous discussion applies. Clearly such re-sampling introduces additional overhead since we have to re-sample the common underlying random variables.

On the other hand, this re-sampling has several advantages. In addition to simplifying analysis and implementation and making the parallelization of the sampler easier, Gordy & Juneja [9, Section 3] argue that re-sampling the common random factors is advisable to ensure that the Monte Carlo errors cancel out at the portfolio level. Moreover, by re-sampling the common underlying random variables we avoid having to sample multiple terms together which, as discussed above, imposes a minimum computational budget and the corresponding complexity is dependent on this minimum. Another advantage is that this re-sampling allows us to optimize the number of samples per term based on estimates of the second moments or variance of  $\{f_i\}_{i=1}^P$ . Because of these advantages, we argue that re-sampling is the prudent choice in most situations. It should be noted however that terms that are known to be negatively correlated should be sampled together to reduce the overall variance and hence the computational cost. Nevertheless, in Section 3 we will see better strategies to reduce the variability of the loss variables,  $\Lambda_i$ , in certain settings.

**3. Probability of Loss as a Nested Expectation.** In this section we focus on our motivating problem of evaluating the probability of a large loss of a financial portfolio. We will focus on a model for the loss of an option that can be written as a difference between the value of the option given the risk scenario at time  $\tau$  and its prices under the current value of the risk parameters at the initial time, that is

$$\begin{aligned}\Lambda_i &:= V_{i,0} - V_{i,\tau} \\ &:= \mathbb{E}_{\mathbb{Q}}[h_i(S)] - \mathbb{E}_{\mathbb{Q}}[h_i(S) | S(\tau) = R_\tau]\end{aligned}$$

where  $V_{i,\tau}$  is the discounted value of option  $i$  at time  $\tau$ , given a risk scenario  $R_\tau$ . On the other hand,  $V_{i,0}$  is the risk-neutral discounted value of the option at time 0, independent of the risk scenario,  $R_\tau$ , and depending instead on the value of the deterministic risk parameter at the initial time,  $R_0$ . Moreover,  $h_i$  is the discounted payoff functional which depends on the asset value  $S$ . Note that the expectations in definition of  $\Lambda_i$  are taken over the risk-neutral measure  $\mathbb{Q}$ . We will also assume that  $S$  is an Itô process satisfying the following stochastic differential equation (SDE)

$$(3.1) \quad dS(t) = a(t, S(t)) dt + b(t, S(t)) dB(t)$$

for some functions  $a$  and  $b$  and a Brownian path  $\{B(t)\}_{t \geq 0}$ . Recall that we are interested in computing

$$\begin{aligned}\eta &= \mathbb{P}[\mathbb{E}_{\mathbb{Q}}[\Lambda | R_\tau] > \mathcal{K}_\eta] \\ &= \mathbb{E}_{\mathbb{P}}[\mathbb{H}(\mathbb{E}_{\mathbb{Q}}[\Lambda - \mathcal{K}_\eta | R_\tau])] \\ &= \mathbb{E}_{\mathbb{P}}\left[\mathbb{H}\left(\mathbb{E}_{\mathbb{Q}}\left[\frac{1}{P} \sum_{i=1}^P \Lambda_i - \mathcal{K}_\eta \middle| R_\tau\right]\right)\right]\end{aligned}$$

for a given  $\mathcal{K}_\eta$  where  $\mathbb{Q}$  is the risk neutral measure and  $\mathbb{P}$  is the physical measure. Note that that the risk parameter,  $R_\tau$ , is the asset value,  $S(\tau)$ , in the physical measure,  $\mathbb{P}$ , at time  $\tau$ .

We will consider three common categories of computation models for  $\mathbb{E}[\Lambda_i | R_\tau]$  and, for each computation model, we will discuss different strategies to reduce the variability of  $\Lambda_i$  which in turn reduces the bias of a Monte Carlo estimator of  $\eta$ , as discussed in the introduction. At the end of this section, we will construct a “portfolio of terms”,  $\{f_i\}_{i=1}^P$ , such that

$$\mathbb{E}_{\mathbb{Q}}\left[\frac{1}{P} \sum_{i=1}^P \Lambda_i \middle| R_\tau\right] = \mathbb{E}_{\mathbb{Q}}\left[\frac{1}{P} \sum_{i=1}^P f_i \middle| R_\tau\right]$$

Then we can apply the sub-sampling strategies that were discussed in the previous section when computing the inner expectation of the sum. Recall that when using a random sub-sampler to estimate the right hand side in the previous equation the optimal probabilities depend on estimates of the work required to sample  $f_i$  and of  $g_i^2 = \mathbb{E}_{\mathbb{Q}}[f_i^2 | R_\tau]$  for every  $i \in \{1, 2, \dots, P\}$ , i.e., estimating  $g_i$  ultimately depends on the risk scenario. For an estimator of  $\eta$  which is based on sampling many risk scenarios this is clearly too costly, with a cost that grows with  $P$  which is counter to our original objective of devising a method whose computational complexity does not depend on  $P$ . Instead, we propose to use estimates  $\tilde{g}_i \approx g_i$  that do not depend on the risk scenario. For example, we may assign them to values that represent the relative importance of an option compared to the others, or we may assign  $\tilde{g}_i = \mathbb{E}_{\mathbb{Q}}[f_i^2]$  for all  $i$  and all risk scenarios.

**3.1. Exact, deterministic evaluation.** For some options,  $\Lambda_i$  might be deterministic when conditioned on the risk scenario  $R_\tau$ , or we may be able to directly, with unit cost, compute  $\mathbb{E}_\mathbb{Q}[\Lambda_i | R_\tau]$  exactly, or almost exactly, given the risk scenario  $R_\tau$ . For example, we may be able to solve the Black-Scholes partial differential equation (PDE) analytically or numerically with sufficient accuracy. Note that, the Black-Scholes PDE needs to be solved only once to compute  $\mathbb{E}_\mathbb{Q}[\Lambda_i | R_\tau]$  for all risk scenarios  $R_\tau$ , hence we may consider approximating the solution to the PDE as *offline work*. In this case, we set  $f_i := \mathbb{E}_\mathbb{Q}[\Lambda_i | R_\tau]$  for a given  $R_\tau$ . Note that for a given risk scenario  $R_\tau$ ,  $f_i$  is deterministic with zero variance and the cost to compute it is  $\mathcal{O}(1)$ .

**Delta Control Variate.** Using the Delta Greek to construct a control variate for the probability of large loss is well known, c.f. [8, 10], and we recall the basic idea here. Recall that the expected loss incurred by option  $i$  given a risk scenario,  $R_\tau$ , is written as a difference

$$\mathbb{E}_\mathbb{Q}[\Lambda_i | R_\tau] = V_{i,0} - V_{i,\tau},$$

Then, using an Itô expansion yields

$$\mathbb{E}_\mathbb{Q}[\Lambda_i | R_\tau] = (R_0 - R_\tau) \cdot \nabla_{R_0} V_{i,0} + \mathcal{O}(\tau)$$

where, for  $R_\tau$  being the price of the underlying asset,  $\nabla_{R_0} V_{i,0}$  is the Delta Greek. Here, the first term dominates in the previous expression because the risk parameter is an Itô process,  $R_\tau = S(\tau)$ , yielding  $|R_\tau - R_0| = \mathcal{O}(\tau^{1/2})$  and hence

$$\mathbb{E}_\mathbb{Q}[\Lambda_i | R_\tau] = \mathcal{O}(R_0 - R_\tau) = \mathcal{O}(\tau^{1/2}).$$

Instead, by subtracting the  $\mathcal{O}(\tau^{1/2})$  term, we can define a new loss variable,  $\hat{\Lambda}_i$ , satisfying

$$\mathbb{E}[\hat{\Lambda}_i | R_\tau] := \mathbb{E}[\Lambda_i | R_\tau] - (R_0 - R_\tau) \cdot \nabla_{R_0} V_{i,0}$$

and a new loss threshold, which depends on the risk scenario,

$$(3.2) \quad \begin{aligned} \hat{\mathcal{K}}_\eta &:= \mathcal{K}_\eta + (R_0 - R_\tau) \cdot \nabla_{R_0} V_0 \\ \text{where } \nabla_{R_0} V_0 &= \frac{1}{P} \sum_{i=1}^P \nabla_{R_0} V_{i,0}. \end{aligned}$$

So that

$$\mathbb{E}_\mathbb{Q} \left[ \frac{1}{P} \sum_{i=1}^P \hat{\Lambda}_i - \hat{\mathcal{K}}_\eta \middle| R_\tau \right] = \mathbb{E}_\mathbb{Q} \left[ \frac{1}{P} \sum_{i=1}^P \Lambda_i - \mathcal{K}_\eta \middle| R_\tau \right]$$

with  $\mathbb{E}_\mathbb{Q}[\hat{\Lambda}_i | R_\tau] = \mathcal{O}(\tau)$ . Hence, we have the deterministic term  $f_i := \mathbb{E}_\mathbb{Q}[\hat{\Lambda}_i | R_\tau]$  with a second moment  $\mathcal{O}(\tau^2) \ll \mathcal{O}(\tau)$  since  $\tau \ll 1$ . Note that  $\nabla_{R_0} V_{i,0}$  is independent of the risk scenario,  $R_\tau$ , for all  $i$  and can be computed once for all risk scenarios as *offline work*. Additionally, note that if the portfolio is delta-hedged then  $\nabla_{R_0} V_0 = 0$ .



**3.2. Exact simulation.** In some settings, we might be able to exactly sample  $\Lambda_i$  for a given risk scenario  $R_\tau$ , but cannot compute  $\mathbb{E}_\mathbb{Q}[\Lambda_i | R_\tau]$  exactly. This is the case for example for exotic options or underlying assets involving high dimensional Itô processes, but when we might still be able to solve the underlying SDEs analytically to exactly sample  $\Lambda_i$  for a given  $R_\tau$ , e.g., when the SDE is a simple Geometric Brownian Motion. In this case, we simply set  $f_i := \Lambda_i$ . Note that, for a given risk scenario  $R_\tau$ , the term  $\Lambda_i$  has non-zero variance and the cost to compute it is again  $\mathcal{O}(1)$ .

*Reducing the variance of  $\Lambda_i$ .* Recall that in the current setting

$$\begin{aligned}\mathbb{E}_\mathbb{Q}[\Lambda_i | R_\tau] &= \mathbb{E}_\mathbb{Q}[h_i(S) | S(0) = R_0] - \mathbb{E}_\mathbb{Q}[h_i(S) | S(\tau) = R_\tau] \\ &:= \mathbb{E}_\mathbb{Q}[h_i(S) - h_i(S_{\tau, R_\tau}) | R_0, R_\tau]\end{aligned}$$

where  $S_{\tau, R_\tau}$  is the solution of (3.1) given  $S(\tau) = R_\tau$  and  $S := S_{0, R_0}$  is the solution given  $S(0) = R_0$ . We can also write

$$\begin{aligned}\Lambda_i &= h_i(S) - h_i(S_{\tau, R_\tau}) \\ &= h_i(S_{\tau, S(\tau)}) - h_i(S_{\tau, R_\tau}).\end{aligned}$$

Hence, to sample  $\Lambda_i$  for a given risk scenario  $R_\tau$ , we need to first sample  $S(\tau)$ , which requires sampling a Brownian path  $\{B(t)\}_{0 \leq t \leq \tau}$ . Then, we sample  $\{S_{\tau, S(\tau)}\}_{t \geq \tau}$  and  $\{S_{\tau, R_\tau}(t)\}_{t \geq \tau}$  starting from  $S(\tau)$  and  $R_\tau$ , respectively, which requires sampling one shared Brownian path  $\{B(t)\}_{t \geq \tau}$ . While we could use different Brownian paths, this would yield a larger second moment since

$$\mathbb{E}_\mathbb{Q}[\Lambda_i^2 | R_\tau] = \mathcal{O}\left(\mathbb{E}\left[\|S(\tau) - R_\tau\|^2 | R_\tau\right]\right) + \mathcal{O}\left(\mathbb{E}\left[\|S_{\tau, S(\tau)} - S_{\tau, R_\tau}\|^2 | R_\tau\right]\right)$$

for a sufficiently smooth payoff functional,  $h_i$ , and using appropriate norms. Here, the second term dominates since the maturity time of an option is usually much larger than the risk horizon  $\tau$ .

Next we write, for a sufficiently smooth payoff functional,  $h_i$ ,

$$\begin{aligned}\Lambda_i &= h_i(S) - h_i(S_{0, R_\tau}) + h_i(S_{0, R_\tau}) - h_i(S_{\tau, R_\tau}) \\ &= (R_0 - R_\tau) \nabla_{R_0} h_i(S) + \mathcal{O}(S_{0, R_\tau} - S_{\tau, R_\tau}) + \mathcal{O}(\tau),\end{aligned}$$

where  $S_{0, R_\tau}$  is the solution of (3.1) given  $S(0) = R_\tau$ . Here, both  $R_\tau - R_0$  and  $S_{0, R_\tau} - S_{\tau, R_\tau}$  are  $\mathcal{O}(\tau^{1/2})$ . Hence, to reduce the variance of  $\Lambda_i$ , we will eliminate those two terms using control variates. Starting with the second term, denote by  $S^+(\tau)$  and  $S^-(\tau)$  the two antithetic Itô processes that both start from  $S^+(0) = S^-(0) = R_0$  and depend on the Brownian paths  $(B(t))_{0 \leq t \leq \tau}$  and  $(-B(t))_{0 \leq t \leq \tau}$ , respectively. Then we set

$$(3.3) \quad \hat{\Lambda}_i := \frac{1}{2} \left( h_i(S^+) + h_i(S^-) \right) - h_i(S_{\tau, R_\tau})$$

where all three processes,  $S_{\tau, R_\tau}$ ,  $S^+$  and  $S^-$  use the same Brownian path  $\{B(t)\}_{t \geq \tau}$ . Then, we have that  $\mathbb{E}_\mathbb{Q}[\hat{\Lambda}_i | R_\tau] = \mathbb{E}_\mathbb{Q}[\Lambda_i | R_\tau]$  and for sufficiently smooth payoff,  $h_i$ ,

$$\hat{\Lambda}_i = \frac{1}{2} (R_0 - R_\tau) \left( \nabla_{R_0} h_i(S^+) + \nabla_{R_0} h_i(S^-) \right) + \mathcal{O}\left(\frac{1}{2} (S_{0, R_\tau}^+ + S_{0, R_\tau}^-) - S_{\tau, R_\tau}\right) + \mathcal{O}(\tau)$$

where the second term is now  $\mathcal{O}(\tau) \ll \mathcal{O}(\tau^{1/2})$  since  $\tau \ll 1$ . Finally, similar to [subsection 3.1](#), we can use the Delta control variate to eliminate the first  $\mathcal{O}(\tau^{1/2})$  term by defining

$$(3.4) \quad \begin{aligned} \widehat{\widehat{\Lambda}}_i &:= \widehat{\Lambda}_i - \frac{1}{2}(R_0 - R_\tau)D_i \\ D_i &:= \nabla_{R_0} h_i(S^+) + \nabla_{R_0} h_i(S^-) \end{aligned}$$

where we specifically assume here that, for a given Brownian path,  $h_i$  is differentiable with respect to the initial state,  $R_0$ . We also modify the loss threshold,  $\mathcal{K}_\eta$ , as in [\(3.2\)](#) so that

$$\mathbb{E}_{\mathbb{Q}} \left[ \frac{1}{P} \sum_{i=1}^P \widehat{\widehat{\Lambda}}_i - \widehat{\mathcal{K}}_\eta \right] = \mathbb{E}_{\mathbb{Q}} \left[ \frac{1}{P} \sum_{i=1}^P \Lambda_i - \mathcal{K}_\eta \right].$$

since

$$\nabla_{R_0} V_{i,0} = \mathbb{E}_{\mathbb{Q}}[\nabla_{R_0} h_i(S^+)] = \mathbb{E}_{\mathbb{Q}}[\nabla_{R_0} h_i(S^-)]$$

Recall that  $\nabla_{R_0} V_{i,0}$  is independent of the risk scenario,  $R_\tau$ , for all  $i$  and can be computed once for all risk scenarios as *offline work*. In summary, to sample  $\widehat{\widehat{\Lambda}}_i$ , we use all the variance reduction techniques that were discussed above: (a) the delta control variate (b) the antithetic pair  $S^+(\tau)$ , and  $S^-(\tau)$  when simulating  $S^+$  and  $S^-$  and (c) the same Brownian path  $\{B(t)\}_{t \geq \tau}$  when simulating  $S, S^+$  and  $S^-$ . Indeed, all three variance reduction techniques discussed in this section should be used together to make  $\Lambda_i = \mathcal{O}(\tau)$  and hence reduce the variance  $\text{Var}[\Lambda_i | R_\tau]$  to  $\mathcal{O}(\tau^2)$ , otherwise the variance reduction would not be significant.

**3.3. Approximate simulation.** More generally, for some options we might be only able to approximately sample  $\Lambda_i$  for a given risk scenario  $R_\tau$ . This is the case for example if [\(3.1\)](#) cannot be solved analytically and we have to use an Euler-Maruyama or Milstein numerical scheme to approximate samples of the solution and then compute the loss to obtain an approximate sample of  $\Lambda_i$ .

Nevertheless, using Unbiased MLMC [\[11\]](#), we can, in certain cases, obtain an unbiased estimator at  $\mathcal{O}(1)$  expected cost. To briefly present Unbiased MLMC here, we denote by  $\Lambda_{i,l}$  the  $l$ 'th approximation-level of  $\Lambda_i$ , for example using  $4^l$  time steps in a Milstein scheme to approximate the samples of the solution of [\(3.1\)](#). Then define

$$(3.5) \quad \Delta\Lambda_{i,l} := \Lambda_{i,l} - \Lambda_{i,l-1}$$

with  $\Lambda_{i,-1} = 0$ . As in standard Multilevel Monte Carlo [\[4\]](#), we assume that the cost of computing  $\Delta\Lambda_{i,l}$  grows like  $4^{\gamma l}$  while its expectation and variance satisfy,  $|\mathbb{E}_{\mathbb{Q}}[\Delta\Lambda_{i,l} | R_\tau]| = \mathcal{O}(4^{-\alpha l})$  and  $\text{Var}[\Delta\Lambda_{i,l} | R_\tau] = \mathcal{O}(4^{-\beta l})$ , respectively, for  $\alpha, \beta, \gamma > 0$ . Then, we write

$$(3.6) \quad \mathbb{E}_{\mathbb{Q}}[\Lambda_i | R_\tau] = \sum_{l=0}^{\infty} \mathbb{E}_{\mathbb{Q}}[\Delta\Lambda_{i,l} | R_\tau] = \mathbb{E} \left[ C_\zeta 4^{\zeta l} \Delta\Lambda_{i,l} \mid R_\tau \right].$$

where on the right hand side  $l$  is a random integer satisfying  $\mathbb{P}[l = j] = 4^{-\zeta j}/C_\zeta$  for  $j \in \{0, 1, 2, \dots\}$  and  $\zeta > 0$  and  $C_\zeta := 1/(1 - 4^{-\zeta})$  is a normalization constant. In other words, just like the random sub-sampling method introduced in [section 2](#), Unbiased MLMC

is based on randomly sub-sampling the corrections  $\Delta\Lambda_{i,l}$  to compute the infinite sum in (3.6). The analysis of Unbiased MLMC is also similar to the one shown in section 2. In this setting, the condition  $\gamma < \zeta < \beta \leq 2\alpha$  is sufficient for Unbiased MLMC to be an unbiased estimator of  $\mathbb{E}[\Lambda_i | R_\tau]$  at  $\mathcal{O}(1)$  expected cost [11]. In particular, the optimal value for  $\zeta$ , obtained by minimizing the RMS error for a given computational budget, is  $(\beta + \gamma)/2$ . As an example, if  $h_i(S) = h_i(S(T))$ , for some maturity  $T > 0$ , i.e., the payoff is a function of the asset value at maturity, then if  $h_i$  is Lipschitz and a Milstein scheme is used to approximate samples of the solution of (3.1), then we have  $\beta = 2\alpha = 2\gamma$ , [5]. On the other hand, if  $h_i$  is not Lipschitz then the assumption is not satisfied as  $\beta = \gamma$  in this case, unless a modified Milstein scheme with faster variance convergence is used [5, Section 3.2.8]. If  $\beta \leq \gamma$  we would need to truncate the sum of corrections in (3.6) at some level maximum level  $L$  to ensure that Unbiased MLMC has finite work, introducing a bias of  $\mathcal{O}(4^{-\alpha L})$  and the expected cost of Unbiased MLMC would then be  $\mathcal{O}(4^{(\gamma-\beta)L})$  for  $\gamma > \beta$  or  $\mathcal{O}(L^2)$  for  $\gamma = \beta$ . In the current work, we will assume that we are always in the case  $\beta > \gamma$ .

In summary, in the case of approximate simulation we take  $f_i := C_\zeta 4^{\zeta l} \Delta\Lambda_{i,l}$  where  $l$  is a random index. In this case, for a given risk scenario  $R_\tau$ , the term  $f_i$  has non-zero variance and the expected cost to compute it is  $\mathcal{O}(1)$ .

**Remark 3.1 (Moments of unbiased estimator).** For the case  $\beta > \gamma$ , where we do not have to truncate the sum in (3.6) and we have an unbiased estimator of  $\mathbb{E}_\mathbb{Q}[\Lambda_i | R_\tau]$ , assume further that  $\mathbb{E}[|\Delta\Lambda_{i,l}|^q] = \mathcal{O}(4^{-q\beta l/2})$  for some  $q > 2$ . The  $q$ -moment of the unbiased estimator is then

$$\begin{aligned} \mathbb{E}\left[|C_\zeta 4^{\zeta l} \Delta\Lambda_{i,l}|^q\right] &= C_\zeta^q \sum_{l=0}^{\infty} 4^{\zeta(q-1)l} \mathbb{E}[|\Delta\Lambda_{i,l}|^q] \\ &= \mathcal{O}\left(\sum_{l=0}^{\infty} 4^{-q\beta l/2 + \zeta(q-1)l}\right) \end{aligned}$$

Hence, even if the  $q$ -moment of  $\Delta\Lambda_{i,l}$  is finite for a given level  $l$ , the  $q$ -moment of  $4^{\zeta l} \Delta\Lambda_{i,l}$ , where  $l$  is a random level, is finite only when

$$q < \left(1 - \frac{\beta}{2\zeta}\right)^{-1}.$$

For example, when  $\zeta = (\beta + \gamma)/2$ , the  $q$ -moment of the unbiased estimator is finite for  $q < 1 + \beta/\gamma$ . In other words, if we require certain finite  $q$ -moments of the unbiased estimator, for example when using MLMC with adaptive sampling, c.f. section 4, we might have to use a smaller, sub-optimal value of  $\zeta$ .

**Control variates.** The discussion on control variates in subsection 3.2 carries over to the case of approximate simulation. Seen another way, we assume we can approximately sample  $\hat{\Lambda}_i$  in (3.4) along with the modified loss threshold,  $\hat{\mathcal{K}}_\eta$ , in (3.2). Then, denoting the  $l$ 'th approximation-level by  $\hat{\Lambda}_{i,l}$ , and defining  $\Delta\hat{\Lambda}_{i,l}$  as in (3.5), we set  $f_i := C_\zeta 4^{\zeta l} \Delta\hat{\Lambda}_{i,l}$ .

One important observation to make here is that, depending on the payoff function  $h_i$  we might have the case where  $\text{Var}[\Delta\hat{\Lambda}_{i,l} | R_\tau] > \text{Var}[\Delta\hat{\Lambda}_{i,l} | R_\tau]$  for some  $l$ , where  $\Delta\hat{\Lambda}_{i,l}$  and  $\hat{\Lambda}_{i,l}$  are defined as above for  $\hat{\Lambda}$  in (3.3). In other words, using the Delta control variate

leads to a larger variance for some approximation levels. As an example, consider  $h_i(S) = h_i(S(T))$  and  $h_i$  is Lipschitz but  $\nabla_{R_0} h_i$  is not and assume that we use the Milstein scheme to approximate (3.1) with  $4^l$  time steps. Then, denote by  $D_{i,l}$  the  $l$ 'th approximation-level of  $D_i$  in (3.4) and  $\Delta D_{i,l}$  as in (3.5) and write

$$\Delta \hat{\Lambda}_{i,l} = \Delta \hat{\Lambda}_{i,l} - \frac{1}{2}(R_\tau - R_0)\Delta D_{i,l}$$

We see that while  $\text{Var}[\Delta \hat{\Lambda}_{i,l} | R_\tau] = \mathcal{O}(4^{-2l})$ , we have  $\text{Var}[\Delta D_{i,l} | R_\tau] = \mathcal{O}(4^{-l})$  and for sufficiently large  $l$  we have that  $\text{Var}[\Delta \hat{\Lambda}_{i,l} | R_\tau] < \text{Var}[\Delta \hat{\Lambda}_{i,l} | R_\tau]$ . In other words, applying the Delta control variate beyond a certain level  $l$  might lead to an estimator with a larger variance, unless the payoff  $h_i$  is sufficiently smooth; in this example requiring  $\nabla_{R_0} h_i$  be Lipschitz. An alternative is to use a modified Milstein scheme for the Delta control variate, [5, Section 3.2.8], so that the variance  $\text{Var}[\Delta D_{i,l} | R_\tau]$  is sufficiently small compared to, or of the same order as,  $\text{Var}[\Delta \hat{\Lambda}_{i,l} | R_\tau]$ .

If  $h_i$  is not sufficiently smooth, then we may also apply the Delta control variate only up to some level, for example, at level  $l = 0$  only. That is, we define

$$\hat{\Delta} \hat{\Lambda}_{i,l} := \begin{cases} \hat{\Lambda}_{i,l} & l = 0 \\ \Delta \hat{\Lambda}_{i,l} & \text{otherwise} \end{cases}$$

and set  $f_i = \hat{\Delta} \hat{\Lambda}_{i,l}$ . In this case, the modification to the threshold value should also be approximated at level 0. That is, we define the new loss threshold

$$\hat{\mathcal{K}}_\eta = \mathcal{K}_\eta + \frac{1}{2}(R_\tau - R_0) \mathbb{E}_\mathbb{Q}[D_{i,0} | R_\tau]$$

so that

$$\mathbb{E}_\mathbb{Q} \left[ \frac{1}{P} \sum_{i=1}^P \hat{\Delta} \hat{\Lambda}_{i,l} - \hat{\mathcal{K}}_\eta \middle| R_\tau \right] = \mathbb{E}_\mathbb{Q} \left[ \frac{1}{P} \sum_{i=1}^P \Lambda_i - \mathcal{K}_\eta \middle| R_\tau \right].$$

Finally, since the Delta control variate reduces the variance of the first level only, we should ensure that the variance at level  $l = 1$ , i.e.,  $\text{Var}[\hat{\Delta} \hat{\Lambda}_{i,1} | R_\tau]$ , is sufficiently smaller than the variance of level  $l = 0$ , i.e.,  $\text{Var}[\hat{\Lambda}_{i,0} | R_\tau]$ , otherwise refining the first level of approximation of (3.1) leads to overall smaller MSE; see the discussion in [6, Section 3] and the end of section 4 for more details.

**4. MLMC and Adaptive Sampling.** The outcomes of the previous section are the terms  $\{f_1, \dots, f_P\}$  and a new loss threshold,  $\hat{\mathcal{K}}_\eta$ , depending on the risk scenario,  $R_\tau$ , such that we can write

$$\eta = \mathbb{P} \left[ \mathbb{E}_\mathbb{Q} \left[ \frac{1}{P} \sum_{i=1}^P \Lambda_i \middle| R_\tau \right] > \mathcal{K}_\eta \right] = \mathbb{E}_\mathbb{P} \left[ \mathbb{H} \left( \mathbb{E}_\mathbb{Q} \left[ \frac{f_j}{P p_j} - \hat{\mathcal{K}}_\eta \middle| R_\tau \right] \right) \right]$$

where  $j$  is a random integer satisfying  $\mathbb{P}[j = i] = p_i$  for  $i \in \{1, 2, \dots, P\}$ . In this section, for notational convenience, we will drop the measures  $\mathbb{P}$  and  $\mathbb{Q}$ , and define the random variables  $Y := R_\tau$  and

$$X := \frac{f_j}{P p_j} - \hat{\mathcal{K}}_\eta$$

so that the objective is to simply compute  $\mathbb{E}[\mathbf{H}(\mathbb{E}[X | Y])]$ . Then, we will discuss using MLMC with adaptive inner sampling as we previously proposed in [6]. We start by defining

$$(4.1) \quad \widehat{\mathbf{E}}_\ell(y) = \frac{1}{N_\ell} \sum_{n=1}^{N_\ell} X^{(n)}(y),$$

which is a Monte Carlo estimator of  $\mathbb{E}[X | Y]$  using  $N_\ell$  samples. Here, we wrote  $X^{(n)}(y)$  to be the  $n$ 'th sample of  $X$  conditioned on  $Y = y$  and the number of samples  $N_\ell$  may depend on  $y$ . Then the MLMC estimator for  $\mathbb{E}[\mathbf{H}(\mathbb{E}[X | Y])]$  is

$$\sum_{\ell=0}^L \frac{1}{M_\ell} \sum_{m=1}^{M_\ell} \Delta \mathbf{H}_\ell(Y^{(\ell,m)})$$

where  $\Delta \mathbf{H}_\ell(y) = \mathbf{H}(\widehat{\mathbf{E}}_\ell(y)) - \mathbf{H}(\widehat{\mathbf{E}}_{\ell-1}(y))$ ,

and  $\{Y^{(\ell,m)}\}_{\ell,m}$  are i.i.d. samples of  $Y$ . Moreover, we set  $\widehat{\mathbf{E}}_{-1}(\cdot) = 0$ . We can choose  $N_\ell$  uniformly for all value of  $y$ , for example  $N_\ell = N_0 2^\ell$  for some value of  $N_0$ . In this case, it can be shown [6, 7] that

$$\begin{aligned} |\mathbb{E}[\Delta \mathbf{H}_\ell(Y)]| &= \mathcal{O}(2^{-\ell}), \\ \text{and} \quad \text{Var}[\Delta \mathbf{H}_\ell(Y)] &= \mathcal{O}(2^{-\ell/2}). \end{aligned}$$

Assuming that the expected cost of evaluating  $X$  is  $\mathcal{O}(1)$  independently of  $\ell$ , the optimal complexity of MLMC to achieve a RMS error,  $\varepsilon$ , can then be shown to be  $\mathcal{O}(\varepsilon^{-5/2})$ , [4, Theorem 1].

Instead, we select  $N_\ell$  using [Algorithm 4.1](#) which is an iterative algorithm that starts from a minimum number of samples  $N_\ell = N_0 2^\ell$  for a given  $Y = y$  and then on every iteration, the number of samples is doubled until the inequality

$$(4.2) \quad N_\ell \geq N_0 4^\ell \left( C^{-1} N_0^{1/2} 2^\ell \widehat{\delta} \right)^{-r},$$

for given constants  $C > 0$  and  $1 < r < 2$ , is satisfied or the maximum number of samples  $N_0 4^\ell$  is reached. Here, we define

$$\delta := \frac{|\mathbb{E}[X | Y]|}{(\text{Var}[X | Y])^{1/2}}$$

and  $\widehat{\delta} \approx \delta$  is an estimate computed using Monte Carlo estimates of  $\mathbb{E}[X | Y]$  and  $\text{Var}[X | Y]$  for a given  $Y$ . Assuming the following mild conditions:

- $\delta$  has a probability density function,  $\rho$ , and there exists positive constants  $\rho_0$  and  $\delta_0$  such that  $\rho(\delta) \leq \rho_0$  for all  $\delta \geq \delta_0$ .
- There exists  $q > 2$  such that

$$\sup_y \mathbb{E} \left[ \left( \frac{|X - \mathbb{E}[X | Y]|}{(\text{Var}[X | Y])^{1/2}} \right)^q \middle| Y = y \right] < \infty$$

---

**Algorithm 4.1** Adaptive algorithm to determine  $N_\ell$ .

---

**Input:**  $\ell, y, N_0 > 1, C > 0, 1 < r < 2$

**Output:**  $N_0 2^\ell \leq N_\ell \leq N_0 4^\ell$

set  $N_\ell = N_0 2^\ell$

Set **done** := **false**

**repeat**

**if**  $2N_\ell \geq N_0 4^\ell$  **then**

    Set  $N_\ell := N_0 4^\ell$

    Set **done** := **true**

**else**

    Generate  $N_\ell$  new, and independent, inner samples of  $X$  given  $Y = y$

    Estimate  $\hat{\delta} \approx \delta$

**if** (4.2) is satisfied **then**

      Set **done** := **true**

**else**

$N_\ell := 2N_\ell$

**end if**

**end if**

**until done**

**return**  $N_\ell$

---

- $r$  is chosen such that

$$(4.3) \quad 1 < r < 2 - \frac{(4q + 1)^{1/2} - 1}{q},$$

the analysis in [6, Theorem 2.7] proves the following two crucial properties

$$(4.4) \quad \begin{aligned} &\mathbb{E}[N_\ell] = \mathcal{O}(2^\ell) \\ &\text{and} \quad \text{Var}[\Delta H_\ell Y] = \mathcal{O}(2^{-\ell}). \end{aligned}$$

Additionally assuming that the expected cost of evaluating  $X$  is  $\mathcal{O}(1)$  independently of  $\ell$  guarantees that the optimal complexity of the MLMC method to achieve a RMS error,  $\varepsilon$ , is  $\mathcal{O}(\varepsilon^{-2} |\log \varepsilon|^2)$ , c.f. [4, 6].

**Antithetic sampling.** Recall that, given a risk scenario  $Y$ , we need to sample both  $\hat{E}_\ell(Y)$  and  $\hat{E}_{\ell-1}(Y)$ . Sampling  $\hat{E}_\ell$  requires sampling  $N_\ell$  internal independent and identically distributed samples of  $X$  given the risk scenario  $Y$ . Similarly, sampling  $\hat{E}_{\ell-1}$  requires sampling  $N_{\ell-1}$  inner samples of  $X$ . Note that  $\text{Var}[\Delta H_\ell(Y)]$  decreases with increasing  $\ell$ , i.e., with increasing number of internal samples, even if the internal samples used in  $\hat{E}_\ell$  and  $\hat{E}_{\ell-1}$  are mutually independent. This is because  $\hat{E}_\ell(Y)$  converges almost surely to the expectation  $\mathbb{E}[X | Y]$ , due to the Strong Law of Large Numbers. However, by carefully using the same samples of  $X$  in both  $\hat{E}_\ell$  and  $\hat{E}_{\ell-1}$ , we can reduce the variance by a constant factor.

In particular, for a given risk scenario,  $Y$ , assume  $N_\ell \geq N_{\ell-1}$  and let  $N_\ell = sN_{\ell-1}$  for some integer  $s > 0$ . Such an integer exists since the adaptive algorithm always returns  $N_0 2^\ell$  for

some integer  $\hat{\ell}$ . Then, let  $\{X^{(n)}\}_{n=1}^{N_\ell}$  be  $N_\ell$  samples of  $X$  given  $Y$  and define  $\hat{E}_\ell(Y)$  as in (4.1). Additionally, define  $s$  coarse approximations as

$$\hat{E}_{\ell-1}^{(i)}(Y) = \frac{1}{N_{\ell-1}} \sum_{n=1}^{N_{\ell-1}} X^{(n+(i-1)N_{\ell-1})}(Y)$$

for  $i = \{1, 2, \dots, s\}$ . Finally, the MLMC estimator with antithetic sampling is

$$\sum_{\ell=0}^L \frac{1}{M_\ell} \sum_{m=1}^{M_\ell} \tilde{\Delta}H_\ell(Y^{(\ell,m)})$$

where  $\tilde{\Delta}H_\ell(y) = H(\hat{E}_\ell(y)) - \frac{1}{s} \sum_{i=1}^s H(\hat{E}_{\ell-1}^{(i)}(y))$ ,

Note that since  $\mathbb{E}[\tilde{\Delta}H_\ell(Y)] = \mathbb{E}[\Delta H_\ell(Y)]$ , the MLMC estimator with antithetic sampling is still unbiased. Moreover, since  $\tilde{\Delta}H_\ell = 0$  whenever  $\hat{E}_\ell$  and all  $\hat{E}_{\ell-1}^{(i)}$  for  $i = \{1, 2, \dots, s\}$  have the same sign, we have that  $\text{Var}[\tilde{\Delta}H_\ell(Y)] \leq \text{Var}[\Delta H_\ell(Y)]$ . Finally, when  $N_\ell \leq N_{\ell-1}$ , which may happen due to inaccurate estimates of  $\mathbb{E}[X|Y]$  and  $\text{Var}[X|Y]$ , the same discussion as above applies with the fine approximation having the antithetic estimators instead of the coarse one.

**Starting level of MLMC.** An important point to consider when using MLMC is the choice of the starting level. To explain this, let  $V_\ell := \text{Var}[\tilde{\Delta}H_\ell(Y) | R_\tau]$  and  $V_\ell^f := \text{Var}[H(\hat{E}_\ell(Y)) | R_\tau]$  and let  $W_\ell$  denote the expected work of sampling  $\tilde{\Delta}H$ , in the current setting we have  $W_\ell = \mathbb{E}[N_\ell]$ . Then, consider the MLMC estimator

$$\frac{1}{M_0} \sum_{m=1}^{M_0} H(\hat{E}_{\ell_0}(Y^{(\ell_0,m)})) + \sum_{\ell=\ell_0+1}^L \frac{1}{M_\ell} \sum_{m=1}^{M_\ell} \tilde{\Delta}H_\ell(Y^{(\ell,m)}).$$

In other words, the previous MLMC estimator starts at some level  $\ell_0 \geq 0$ . It can be shown [4] that the work of MLMC is proportional to

$$\left( (V_{\ell_0}^f W_{\ell_0})^{1/2} + \sum_{\ell=\ell_0+1}^L (V_\ell W_\ell)^{1/2} \right)^2$$

Hence, given some level of approximation,  $L$ , an optimal  $\ell_0$  satisfies

$$(4.5) \quad (V_{\ell_0}^f W_{\ell_0})^{1/2} + \sum_{\ell=\ell_0+1}^{\ell'_0} (V_\ell W_\ell)^{1/2} < (V_{\ell'_0}^f W_{\ell'_0})^{1/2}$$

for all  $\ell_0 < \ell'_0 \leq L$ . Otherwise, starting at the level  $\ell'_0$  leads to overall less computational work. Since the quantities  $V_\ell$  and  $V_\ell^f$  for  $\ell = 0, 1, \dots, L$  must be approximated using a sample variance estimator, we may relax the previous condition by multiplying the right hand side by some constant larger than one to increase the stability of the MLMC algorithm. We use the constant 1.5 in our numerical examples in section 5.

Choosing an optimal starting level is especially relevant in nested simulation applications because the variance  $V_\ell^f$  may be large for small  $\ell$  but then decreases as more samples are used in the inner estimator, asymptotically converging to  $\text{Var}[H(\mathbb{E}[X|Y])]$ . See [section 5](#) and [Figure 3](#) for an illustration of this.

**5. Numerical Experiments.** In this section, using numerical experiments on fictitious portfolios of financial options, we will illustrate the benefits of using random sub-sampling as discussed in [section 2](#), the control variates that were discussed in [section 3](#), and adaptive sampling as discussed in [section 4](#).

### 5.1. Test setup.

*Underlying assets.* We assume we have  $Q$  assets,  $S(t) := \{S_k(t)\}_{k=1}^Q$ , modelled by Geometric Brownian Motions satisfying

$$dS_k(t) = \mu_k S_k(t) dt + \sigma_k S_k(t) dB_k(t)$$

in the physical measure. Each Brownian path  $B_i(t), i = 1, 2, \dots, Q$  is decomposed into a systemic part,  $B^{\text{sys}}$ , which is common to all assets plus an independent idiosyncratic part,  $B_i^{\text{ind}}(t)$ , i.e.,

$$B_i(t) = \rho B^{\text{sys}}(t) + (1 - \rho^2)^{1/2} B_i^{\text{ind}}(t),$$

for a correlation coefficient  $\rho \in (0, 1)$ . We select the following parameters

$$\begin{aligned} \text{Number of assets:} \quad & Q = 16 \\ \text{initial asset price:} \quad & S_k(0) \in [90, 110] \\ \text{drift rate:} \quad & \mu_k \in [0.05, 0.15] \\ \text{volatility:} \quad & \sigma_k \in [0.01, 0.4] \\ \text{correlation coefficient:} \quad & \rho = 0.2 \end{aligned}$$

*Portfolio construction.* The loss of our example portfolio is an average of losses from  $P$  options

$$\frac{1}{P} \sum_{i=1}^P \Lambda_i$$

and, for a short risk horizon  $\tau = 0.02$ , we set the risk parameter to be the value of the underlying assets at  $\tau$ , i.e,  $R_\tau := S(\tau)$  and then set

$$\Lambda_i := w_i(h_i(S_{k_i}(T_i)) - h_i(S_{k_i, \tau, R_\tau}(T_i)))$$

for some weight  $w_i$  and  $h_i$  being the discounted payoff function for the  $i$ 'th option. Here,  $S_{k_i, \tau, R_\tau}$  is the  $k$ 'th asset conditioned on  $S(\tau) = R_\tau$ . We assume that the risk-free interest rate is  $r = 0.05$  and the discount factor at time  $t$  is  $\exp(-rt)$ . Each option is characterized by its type, put or call, which determines the payoff function  $h_i$ , along with the following



parameters:

$$\begin{aligned}
\text{asset: } & k_i \in \{1, 2, \dots, Q\} \\
\text{maturity: } & T_i \in [0, 5] \\
\text{strike: } & K_i \in [80, 120] \\
\text{weight: } & w_i = \begin{cases} \tilde{w}_i & \text{put option} \\ \tilde{w}_i b_{k_i} & \text{call option} \end{cases}
\end{aligned}$$

To get concrete values for the parameters above, we generate a random instance of the assets and the portfolio by taking the type to be put or call with equal probability (ensuring at least a single put and call options for each underlying asset), and  $S_k(0), \mu_k, \sigma_k, k_i, T_i, K_i$  all independently and uniformly distributed in their respective ranges. On the other hand, the parameters  $b_{k_i}$  are balancing constants which are determined by the constraint that the portfolio should be delta-neutral with respect to the risk parameter at the initial time,  $R_0 = \{R_{0,k}\}_{k=1}^Q = \{S_k(0)\}_{k=1}^Q$ , i.e.,

$$\sum_{i=1}^P \frac{\partial V_{i,0}}{\partial R_{0,k}} = 0, \quad \forall k \in \{1, \dots, Q\}.$$

More specifically, for  $i = 1, \dots, Q$ , we set

$$b_k = - \frac{\sum_{\substack{i=1 \\ \text{put option}}}^P \frac{\partial}{\partial R_{0,k}} \mathbb{E}[\tilde{w}_i V_{i,0}]}{\sum_{\substack{i=1 \\ \text{call option}}}^P \frac{\partial}{\partial R_{0,k}} \mathbb{E}[\tilde{w}_i V_{i,0}]}$$

We will discuss the choice of  $\tilde{w}$  in our fictitious portfolios below. In any case, the last step is to normalize the weights,  $w_i$ , so that their average is 1.

**Computation Methods.** We consider the three computational models for computing the value of the options: (a) exact, deterministic evaluation of the option value using the analytic solution of the Black-Scholes PDE, (b) exact simulation of the asset values by analytically solve the SDE, and (c) approximate simulation using the Milstein numerical scheme to estimate the asset values.

**5.2. Results.** All numerical experiments use MLMC with an initial number of samples of  $M_0 = 1024$  to estimate the work and variance of the MLMC levels. Moreover, for the inner Monte Carlo estimator, we set  $N_0 = 32$  and, when using the adaptive algorithm to select the number of inner samples, we set  $r = 1.5$  and  $C = 3$  in (4.2). The code was written in C++<sup>1</sup> and the experiments were carried out in single-precision on an NVIDIA Tesla K20m GPU with 2496 cores.

First, to illustrate the benefit of uniform random sub-sampling we first consider a large, delta-hedged portfolio comprising  $10^5$  options with similar nominal values, i.e.,  $\tilde{w}_i = 1$  for all  $i$ . The computation method to evaluate each option is chosen to be exact evaluation or

---

<sup>1</sup>The full code can be found on <https://github.com/haji-ali/nested-risk-mlmc>

exact simulation with probabilities 30% and 70%, respectively. We compare two methods: (a) in the first method we use random sub-sampling with uniform probabilities, i.e., setting  $\tilde{g}_i = 1$  for all  $i$ , (b) and in the second method we do not use any sub-sampling and instead evaluate the full portfolio for every combination of risk scenarios and underlying asset values; making sure that options that can be exactly computed are evaluated only once for every risk scenario. Both methods use MLMC with adaptive sampling as discussed in [section 4](#), with appropriate redefinition of  $X$  and  $Y$ , and use all the control variates that were discussed in [section 3](#). When estimating the work of these methods, we simply count the number of times the value of an option or a payoff function are evaluated; the work estimates are shown in [Figure 1-\(right\)](#). We see that for the considered tolerances, using random sub-sampling leads consistently to fewer evaluations. Looking at the actual run-time instead in [Figure 1-\(left\)](#), we see that uniform sub-sampling has an overhead that make its advantage slightly less pronounced for small tolerances. To explain these results, recall that evaluating the full portfolio for every combination of risk scenarios and underlying asset values, i.e, not using sub-sampling, imposes a minimum budget which increases the computational complexity for large tolerances. On the other hand, for small enough tolerances (or large enough budgets) evaluating the full portfolio for every risk scenario is not as sub-optimal. Additionally, random sub-sampling has an additional overhead not accounted for in the work estimate. Namely, the cost of sampling the random option index which entails sampling a uniform random variable and a table lookup operation. While this additional cost is small in typical cases, especially since we use binary search to perform the table lookup, it is not wholly insignificant compared to the cost of sampling the options in our simple numerical example.

Random sub-sampling is most useful when the options are heterogeneous, even in small portfolios. To illustrate this we consider a smaller portfolio of  $10^3$  options with different nominal values. To model this, we sample the logarithm of the weight parameters,  $\log(\tilde{w}_i)$ , from a normal distribution with mean 0 and standard deviation 3. Moreover, when using random sub-sampling we use the estimates  $\tilde{g}_i = \tilde{w}_i$ . Like before, the computation method of each portfolio is chosen to be exact evaluation or exact simulation with probabilities 30% and 70%, respectively. We now test several methods and show their work estimates and runtimes in [Figure 2](#). The first method, labelled “Full method”, uses MLMC with adaptive sampling as discussed in [section 4](#), all the control variates as discussed in [section 3](#) and random sub-sampling as discussed in [section 2](#). On the other hand, the second method, labelled “No sub-sampling” does not use random sub-sampling and instead evaluates the whole portfolio for every combination of risk scenarios and asset values; again making sure that options that can be exactly computed are evaluated once for every risk scenario. In this case, the work reduction measured by work estimates and total runtime is more than tenfold.

Next, the third method we consider, labelled “No CV”, is the same as “Full method” except that we do not use the Delta and antithetic control variates that were discussed in [section 3](#). In this example, by using these control variates, work estimate and runtime is again reduced by around 40-fold. Recall that this reduction is related to the risk horizon,  $\tau = 0.02$ , and we should expect that longer risk horizons (as compared to maturities of options) would reduce the savings of the antithetic and Delta control variates.

The fourth method we consider, labelled “Non-adaptive”, is again the same as “Full method” except that it uses instead deterministic, non-adaptive number of inner samples,

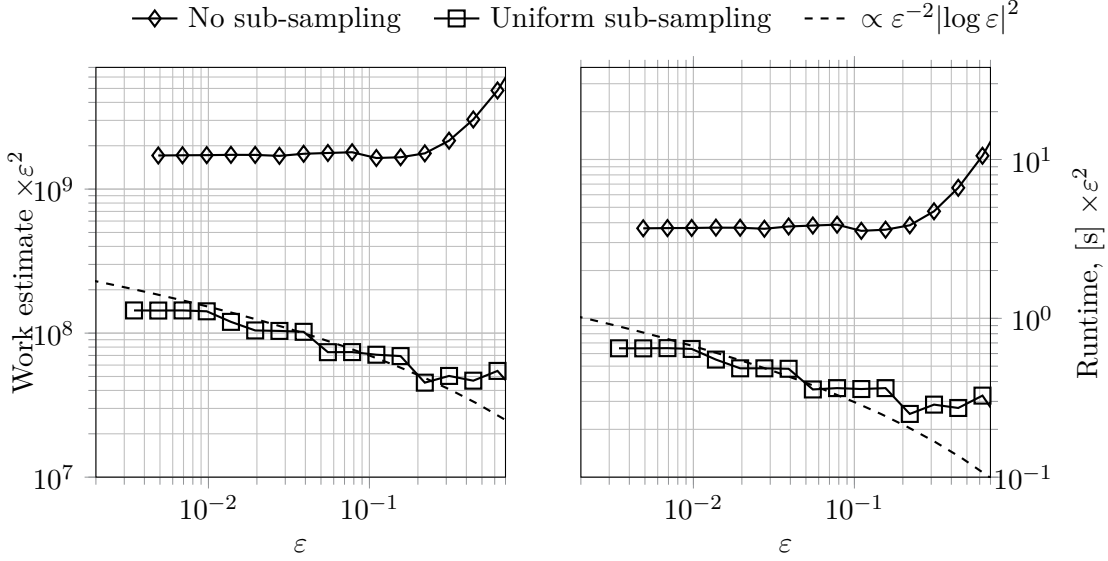


Figure 1: The work estimate (*left*), measured in number of evaluations of option values and payoff functions, and runtime (*right*), measured in seconds, of MLMC with adaptive sampling when applied to a large portfolio of  $10^5$  options with similar nominal values, i.e.,  $\tilde{w}_i = 1$  for all  $i$ . 30% of the options are computed using exact evaluation while 70% are computed using exact simulation. Here  $\varepsilon$  is the tolerance normalized by the exact value which was estimated using Monte Carlo to be 3% approximately for our particular portfolio. Note that the work estimates and running time are multiplied by  $\varepsilon^2$  to emphasize the differences between the two methods, since  $\mathcal{O}(\varepsilon^{-2})$  is the computational complexity in the best-case when the inner expectation can be computed exactly at  $\mathcal{O}(1)$  cost. We see that using random sub-sampling, even when applied to options with similar nominal value, reduces the computational complexity, particularly for large tolerances.

i.e.  $N_\ell = N_0 4^\ell$  for all risk scenarios. Using adaptive sampling is two to seven times more efficient than non-adaptive sampling. Moreover, recall that to achieve RMS error  $\varepsilon$ , we expect MLMC with adaptive sampling to have a computational complexity of  $\mathcal{O}(\varepsilon^{-2} |\log \varepsilon|^{-2})$  while MLMC with non-adaptive sampling would have a complexity of  $\mathcal{O}(\varepsilon^{-5/2})$ . The observed complexities in Figure 2 are consistent with the expected complexities and with the variance and work estimates in Figure 3.

To show that using the framework outlined above accommodates approximate simulation, we also include in these plots the runtime of the “Full method” when applied to a similar portfolio with the same number of options and the same weights but with the computational method being exact evaluation, exact simulation or approximate simulation with probabilities 30%, 50% and 20%, respectively. Recalling the discussion in Remark 3.1 and the notation used there, we note that setting  $r = 1.5$  in the adaptive algorithm to select the number of inner samples would not work in this setting. This is because we use the Milstein scheme to approximate samples of the underlying assets for 20% of the options which yields  $\beta = 2\gamma$ . Moreover, we use Unbiased MLMC with  $\zeta = (\beta + \gamma)/2$  to approximate the expectation of the

loss with unit work, as discussed in [subsection 3.3](#). Hence, the  $q$ -moments of the unbiased estimator are finite for  $q < 3$  only while  $r = 1.5$  requires finite  $q$ -moments for  $q \geq 15$  to satisfy the condition (4.3). Instead, we set  $r = 1.1$  in this case which requires finite  $q$ -moment for  $q \approx 2.72$ .

The starting levels,  $\ell_0$ , of MLMC for each of the methods in this section were selected based on the criteria (4.5). As discussed above, a correct choice of the starting level is crucial in nested simulation because the variance,  $V_\ell^f = \text{Var}[H(\hat{E}_\ell(X|Y))]$  may exhibit a pre-asymptotic behaviour with respect to  $\ell$ . This is illustrated in [Figure 3-\(bottom\)](#).

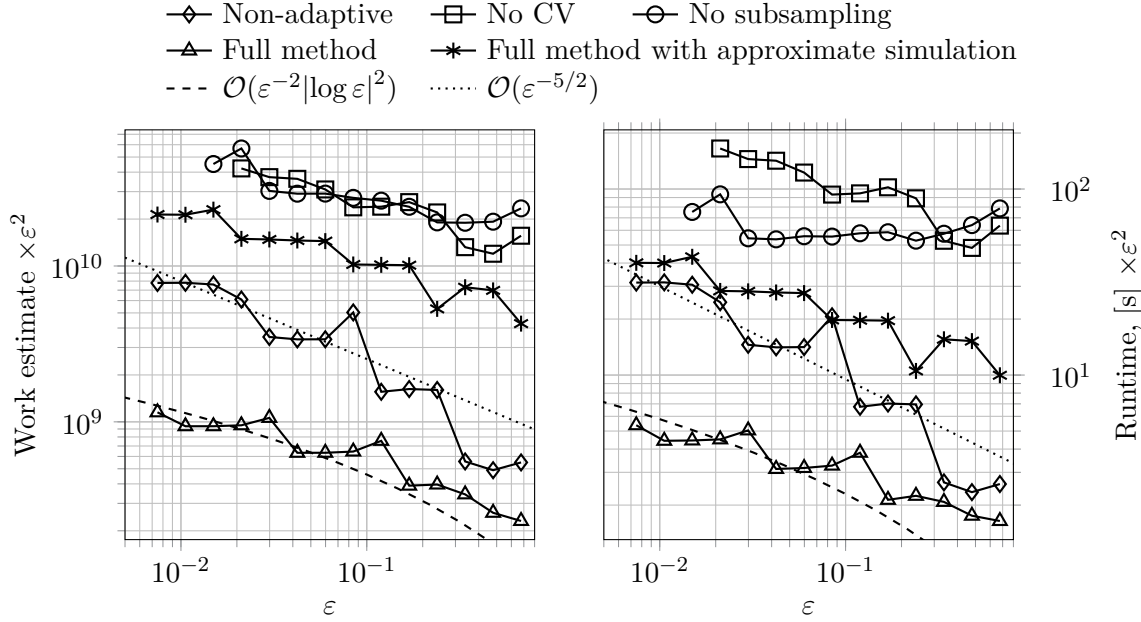


Figure 2: The work estimate (*left*) and runtime (*right*) of MLMC with adaptive sampling when applied to a portfolio of  $10^3$  heterogeneous options. Here  $\varepsilon$  is the tolerance, normalized by the exact value which was estimated using Monte Carlo to be 1% approximately for our particular portfolio. Note that the work estimates and running time are multiplied by  $\varepsilon^2$  to emphasize the differences between the methods, since  $\mathcal{O}(\varepsilon^{-2})$  is the computational complexity in the best-case when the inner expectation can be computed exactly at  $\mathcal{O}(1)$  cost. The full method, which uses MLMC with adaptive inner sampling, all control variates as discussed in [section 3](#) and random sub-sampling with non-uniform probabilities, clearly outperforms other the methods.

**6. Conclusions.** This work has shown the application of MLMC with adaptive sampling to estimating the probability of a large loss of a large financial portfolio of heterogeneous options. The key elements to reduced computational complexity are using MLMC with adaptive sampling, applying several control variates that exploit the short risk horizon and using sub-sampling strategies to obtain a computational complexity that does not depend on the number of options in the portfolio. Using the methods above to efficiently compute probabili-

ties of loss in a portfolio, other risk measures such as Value-at-Risk (VaR) or Conditional VaR (CVaR) can also be computed efficiently as discussed in detail in [6]. VaR can be computed by finding the root  $\mathcal{K}_\eta$  of the equation  $\mathbb{P}[\mathbb{E}[\Lambda | \mathcal{R}_\tau] > \mathcal{K}_\eta] = \eta$  for a given risk level,  $\eta$ . Given an efficient method to solve the forward problem, i.e., computing  $\eta$  given an estimate of  $\mathcal{K}_\eta$ , the root can be approximated efficiently using a stochastic root finding algorithm, c.f. [6]. In [6], we also argue that since CVaR can be written as a minimization problem whose solution is VaR then we can write

$$\begin{aligned}\mathbb{E}[\Lambda | \Lambda > \mathcal{K}_\eta] &= \mathcal{K}_\eta + \eta^{-1} \mathbb{E}[\max(0, \Lambda - \mathcal{K}_\eta)] \\ &= \min_x \{x + \eta^{-1} \mathbb{E}[\max(0, \Lambda - x)]\} \\ &= \tilde{\mathcal{K}}_\eta + \eta^{-1} \mathbb{E}[\max(0, \Lambda - \tilde{\mathcal{K}}_\eta)] + \mathcal{O}(\tilde{\mathcal{K}}_\eta - \mathcal{K}_\eta)^2\end{aligned}$$

given an estimate of VaR,  $\tilde{\mathcal{K}}_\eta$ . Hence, to approximate CVaR, we first approximate  $\tilde{\mathcal{K}}_\eta$  up to a RMS error  $\varepsilon^{1/2}$  with work  $o(\varepsilon^{-2})$ . Then,  $\mathbb{E}[\max(0, \Lambda - \tilde{\mathcal{K}}_\eta)]$  can be estimated with work  $\mathcal{O}(\varepsilon^{-2})$  to achieve a RMS error  $\varepsilon$  using MLMC [2] combined with random sub-sampling and the control variates that were discussed in sections 2 and 3, respectively.

## REFERENCES

- [1] M. BROADIE, Y. DU, AND C. C. MOALLEMI, *Efficient risk estimation via nested sequential simulation*, Management Science, 57 (2011), pp. 1172–1194.
- [2] K. BUJOK, B. HAMBLY, AND C. REISINGER, *Multilevel simulation of functionals of Bernoulli random variables with application to basket credit derivatives*, Methodology and Computing in Applied Probability, 17 (2015), pp. 579–604.
- [3] M. B. GILES, *Multilevel Monte Carlo path simulation*, Operations Research, 56 (2008), pp. 607–617.
- [4] M. B. GILES, *Multilevel Monte Carlo methods*, Acta Numerica, 24 (2015), pp. 259–328.
- [5] M. B. GILES, K. DEBRABANT, AND A. RÖSSLER, *Analysis of Multilevel Monte Carlo path simulation using the Milstein discretisation.*, Discrete & Continuous Dynamical Systems-Series B, 24 (2019).
- [6] M. B. GILES AND A.-L. HAJI-ALI, *Multilevel nested simulation for efficient risk estimation*, SIAM/ASA Journal on Uncertainty Quantification, 7 (2019), pp. 497–525.
- [7] D. GIORGI, V. LEMAIRE, ET AL., *Limit theorems for weighted and regular multilevel estimators*, Monte Carlo Methods and Applications, 23 (2017), pp. 43–70.
- [8] P. GLASSERMAN, *Monte Carlo methods in financial engineering*, vol. 53, Springer Science & Business Media, 2013.
- [9] M. B. GORDY AND S. JUNEJA, *Nested simulation in portfolio risk measurement*, Management Science, 56 (2010), pp. 1833–1848.
- [10] W. GOU, *Estimating Value-at-Risk using Multilevel Monte Carlo Maximum Entropy method*, master’s thesis, University of Oxford, 2016.
- [11] C.-H. RHEE AND P. W. GLYNN, *Unbiased estimation with square root convergence for SDE models*, Operations Research, 63 (2015), pp. 1026–1043.

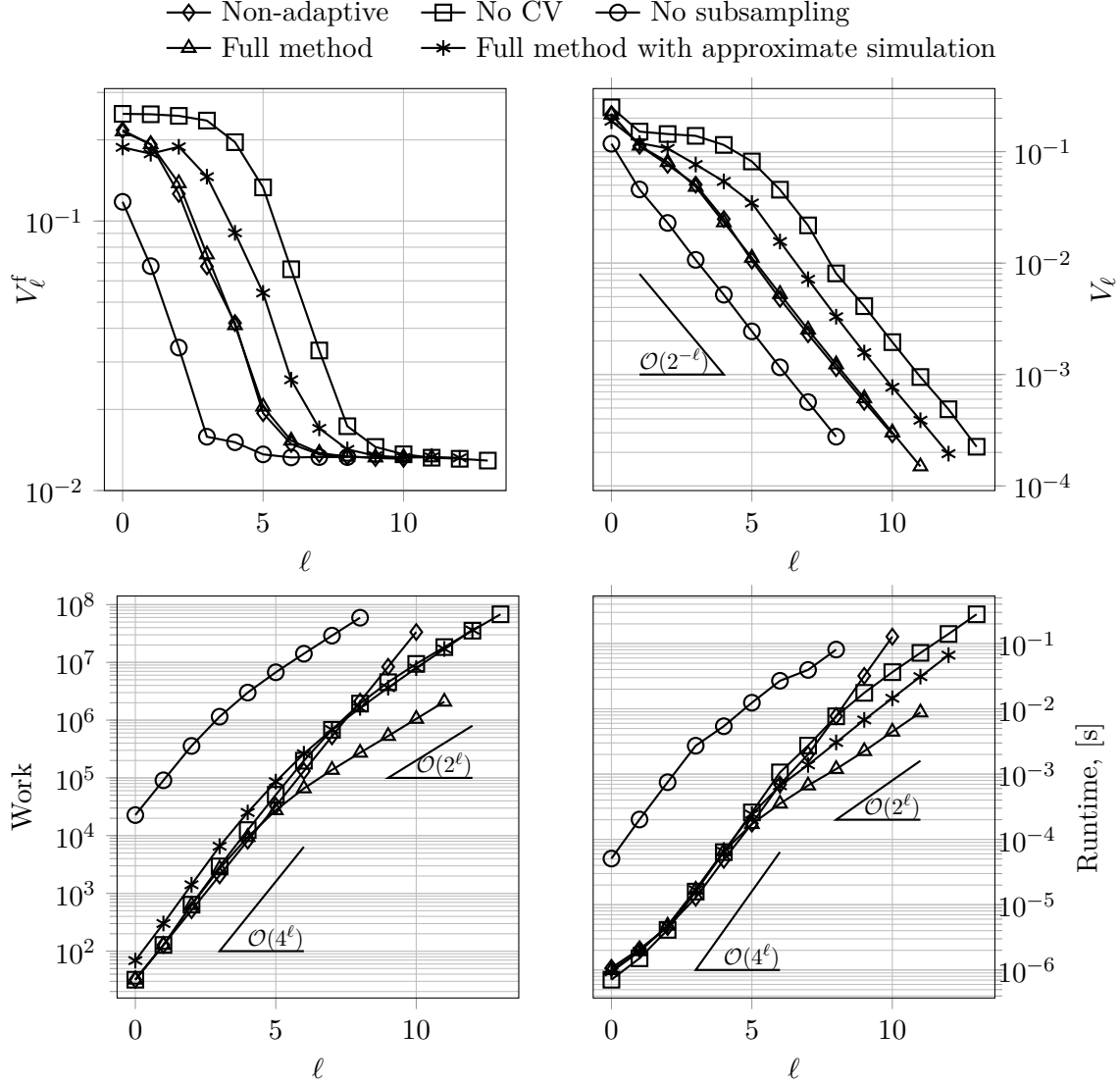


Figure 3: (top) The variance estimates of the MLMC levels where  $V_\ell := \text{Var}[\tilde{\Delta}H(Y)]$  and  $V_\ell^f := \text{Var}[H(\hat{E}_\ell(Y))]$ . Note that  $V_\ell^f$  has a pre-asymptotic behaviour where it asymptotically approaches  $\text{Var}[H(\mathbb{E}[X|Y])]$  from above. Because of this, the starting level should be chosen carefully as discussed in [section 4](#). Note also that  $V_\ell$  decreases like  $O(2^{-\ell})$  for all methods. (bottom) Work estimate and runtime of the MLMC levels. Note that the work increases like  $O(2^\ell)$  for methods that use adaptive inner sampling for sufficiently large  $\ell$ , unlike the non-adaptive method where the work increases like  $4^\ell$  for all  $\ell$ . Additionally, when not using the control variates and because of the increase of the variance per level, the region of pre-asymptotic behaviour where the work increases like  $4^\ell$  is extended.