

A CONDENSED CONSTRAINED NONCONFORMING MORTAR-BASED APPROACH FOR PRECONDITIONING FINITE ELEMENT DISCRETIZATION PROBLEMS

DELYAN Z. KALCHEV AND PANAYOT S. VASSILEVSKI

ABSTRACT. This paper presents and studies an approach for constructing auxiliary space preconditioners for finite element problems, using a constrained nonconforming reformulation that is based on a proposed modified version of the mortar method. The well-known mortar finite element discretization method is modified to admit a local structure, providing an element-by-element, or subdomain-by-subdomain, assembly property. This is achieved via the introduction of additional trace finite element spaces and degrees of freedom (unknowns) associated with the interfaces between adjacent elements (or subdomains). The resulting nonconforming formulation and a reduced (Schur complement), via static condensation on the interfaces, form of it are used in the construction of auxiliary space preconditioners for a given conforming finite element discretization problem. The properties of these preconditioners are studied and their performance is illustrated on model second order scalar elliptic problems, utilizing high order elements.

Key words. finite element method, auxiliary space, fictitious space, preconditioning, mortar method, static condensation, algebraic multigrid, element-by-element assembly, high order

1. INTRODUCTION

The well-known *mortar* finite element discretization method (see, e.g., [23, 7, 4, 6, 15]) penalizes jumps across adjacent elements via constraints. This couples degrees of freedom across two neighboring elements and, consequentially, the mortar method does not admit the element-by-element assembly property. In contrast, that property is intrinsic to conforming finite element formulations and it is useful, e.g., in “matrix-free” computations, since it reduces the coupling across elements. Moreover, the local structure, providing the element-by-element assembly, allows for the utilization of certain element-based coarsening methods, e.g., AMGe (element-based algebraic multigrid) methods [22], such that an analogous assembly structure is also maintained on coarse levels. Here, based on the simple idea in [14] of introducing a dedicated space on the element interfaces, the coupling across element boundaries is removed and a convenient local structure, admitting the element-by-element assembly property, is obtained for a modified mortar formulation.

The modification used in this paper is found upon the following generic idea. The mortar formulation originally employs interface jump constraints and respective Lagrangian multipliers $\mu_{\mathfrak{f}}$, leading to a jump term $\int_{\mathfrak{f}} \mu_{\mathfrak{f}} \llbracket u \rrbracket d\rho$, on each interface \mathfrak{f} between every two adjacent elements τ_- and τ_+ , in the resulting Lagrangian functional. The proposed modification is to replace this term by two alternative terms, introducing an additional interface unknown $u_{\mathfrak{f}}$ and other (“one-sided”) jump constraints (leading to Lagrangian multipliers $\mu_{\tau_-, \mathfrak{f}}$ and $\mu_{\tau_+, \mathfrak{f}}$), associated with each \mathfrak{f} .

This work was performed under the auspices of the U.S. Department of Energy by Lawrence Livermore National Laboratory under contract DE-AC52-07NA27344 (LLNL-JRNL-798915).

The work of the second author was partially supported by NSF under grant DMS-1619640.

This provides $\int_{\mathfrak{f}} \mu_{\tau_-, \mathfrak{f}}(u_- - u_{\mathfrak{f}}) \, d\rho + \int_{\mathfrak{f}} \mu_{\tau_+, \mathfrak{f}}(u_+ - u_{\mathfrak{f}}) \, d\rho$, where u_- comes from the element τ_- and u_+ – from τ_+ . Thus, $u_{\mathfrak{f}}$ represents a trace of the solution on the interface space associated with \mathfrak{f} . Clearly, eliminating the unknowns $u_{\mathfrak{f}}$, recovers the original jump constraints with $\mu_{\mathfrak{f}} = \mu_{\tau_-, \mathfrak{f}} = -\mu_{\tau_+, \mathfrak{f}}$. An important consequence of introducing the additional space of discontinuous (from face to face) functions $u_b = (u_{\mathfrak{f}})$, associated with the interfaces $\{\mathfrak{f}\}$, is the ability to uniquely relate each of the two new terms with one of the neighboring elements; that is, $\int_{\mathfrak{f}} \mu_{\tau_-, \mathfrak{f}}(u_- - u_{\mathfrak{f}}) \, d\rho$ with τ_- and $\int_{\mathfrak{f}} \mu_{\tau_+, \mathfrak{f}}(u_+ - u_{\mathfrak{f}}) \, d\rho$ with τ_+ . Accordingly, cross-element coupling occurs only through these new interface unknowns.

The approach exploited in this work, to construct preconditioners for a given conforming discretization (i.e., an initial formulation with no jump terms involved), is to further replace τ_- and τ_+ by subdomains T_- and T_+ (e.g., unions of fine-scale finite elements) and \mathfrak{f} – by the interface F between T_- and T_+ . The subdomains, $\{T\}$, can be viewed as forming a coarse triangulation \mathcal{T}^H , when each $T \in \mathcal{T}^H$ is a union of elements from an initial fine-scale triangulation \mathcal{T}^h . Any such subdomain, T , is referred to as an *agglomerated element* or an *agglomerate*, in short. The resulting modified mortar method employs a pair of discontinuous spaces: one space of functions $u_e = (u_T)$, associated with the agglomerates $T \in \mathcal{T}^H$, and a second space of functions $u_b = (u_F)$, associated with the set of interfaces, $\{F\}$, between any two neighboring T_- and T_+ in \mathcal{T}^H . This, excluding any forcing terms, leads to a resulting Lagrangian functional with local terms $\frac{1}{2}a_T(u_T, v_T) + \sum_{F \subset \partial T} \int_F \mu_{T, F}(u_T - u_F) \, d\rho$, associated with each T , where $a_T(\cdot, \cdot)$ is the local, on T , version of the original symmetric positive definite (SPD) bilinear form $a(\cdot, \cdot)$ from the given conforming discretization. The bilinear form and the respective linear algebra equations, possessing the desired local structure, of the modified mortar method are obtained, as standard, from the problem of finding a saddle point of the Lagrangian functional. This bilinear form and a reduced (Schur complement) variant of it are utilized in the construction of preconditioners for the original conforming bilinear form $a(\cdot, \cdot)$. Importantly, as shown in this work, while the constrained mortar-based reformulation leads to an indefinite “saddle-point problem”, the obtained preconditioners are SPD, leading to more natural analysis of their properties and the application of the conjugate gradient method. Moreover, the Schur complement from the reduced, via static condensation, form is also SPD, allowing the utilization of the abundantly available solvers and preconditioners for systems with SPD matrices, like multigrid methods.

The main contribution of the present paper is the introduction and study of a modified mortar reformulation as a technique for obtaining preconditioners for the original conforming bilinear form, utilizing the auxiliary space approach going back to S. Nepomnyaschikh (see [18]) and studied in detail by J. Xu [24]. Both additive and multiplicative variants of the auxiliary space preconditioners are studied in combination with generic smoothers, following the abstract theory in [22, Theorem 7.18] by verifying the assumptions stated there. The modified mortar form admits static condensation. Namely, the u_T unknowns and the Lagrangian multipliers can be eliminated, using that they are decoupled from each other across elements (or subdomains) in the modified formulation, obtaining a reduced problem for the interface unknowns, u_F , only. A further advantage of the element-by-element, or subdomain-by-subdomain, assembly property of the condensed modified mortar formulation is the applicability of the spectral AMG approach, cf. [10], for building algebraic multigrid (AMG) preconditioners for the reduced (via static condensation

on the interface space) mortar bilinear form, which can be viewed as a Schur complement of the full (modified) mortar form. These auxiliary space preconditioners are implemented and their theoretically shown mesh-independent performance is tested on model 2D and 3D scalar second order elliptic problems, including high order elements.

The rest of the paper is organised as follows. Section 2 outlines basic notions, finite element spaces, notation, and a model problem of interest. The modified mortar approach is introduced in Section 3, the resulting auxiliary space preconditioners are described in Section 4, and Section 5 is devoted to the analysis of these preconditioners, showing (Theorem 5.6 and Corollary 5.7) the general optimality of a fine-scale auxiliary space preconditioning approach utilizing the mortar reformulation. Section 6 presents the reduced (Schur complement), via static condensation, form and demonstrates (Theorem 6.2) its ability to provide an optimal preconditioning strategy. Numerical results are shown in Section 7. In the end, Section 8 provides conclusions and possible future work.

2. BASICS

This section is devoted to providing foundations. Notation and abbreviations are introduced to simplify the presentation in the rest of the paper.

2.1. Mesh and agglomeration. A domain $\Omega \subset \mathbb{R}^d$ (of dimension d) with a Lipschitz boundary, a (fine-scale) triangulation $\mathcal{T}^h = \{\tau\}$ of Ω , and a finite element space \mathcal{U}^h on \mathcal{T}^h are given. The mesh \mathcal{T}^h provides a set of elements and respective associated faces, where a *face* is the interface, of dimension $d - 1$, between two adjacent elements. The focus of this paper is on \mathcal{U}^h consisting of continuous piecewise polynomial functions, equipped with the usual nodal dofs (degrees of freedom).

Let $\mathcal{T}^H = \{T\}$ be a partitioning of \mathcal{T}^h into non-overlapping connected sets of fine-scale elements, called *agglomerate elements* or, simply, *agglomerates*; see Fig. 1. In general, \mathcal{T}^H can be obtained by partitioning the dual graph of \mathcal{T}^h , which is a graph with nodes the elements in \mathcal{T}^h , where two elements are connected by an edge if they share a face. That is, all $T \in \mathcal{T}^H$ are described in terms of the elements $\tau \in \mathcal{T}^h$. In the rest of the paper, capitalization indicates agglomerate entities in \mathcal{T}^H , like ELEMENT (short for “agglomerate element”), FACE, or ENTITY, whereas regular letters indicate fine-scale entities in \mathcal{T}^h , like element, face, or entity.

Viewing the ELEMENTS in \mathcal{T}^H as collections of respective fine-scale faces, an intersection procedure over these collections constructs the agglomerate FACES in \mathcal{T}^H as sets of faces; cf. Fig. 2. Consequently, each FACE can be consistently recognized as the $(d - 1)$ -dimensional surface that serves as an interface between two adjacent ELEMENTS in \mathcal{T}^H . The set of obtained FACES in \mathcal{T}^H is denoted by $\Phi^H = \{F\}$. Also, the respective sets of \mathcal{U}^h dofs that can be associated with elements, faces, ELEMENTS, and FACES are available.

For additional information on agglomeration and the topology of “coarse meshes” like \mathcal{T}^H , see [22, 21].

2.2. Nonconforming spaces. A main idea in this work is to obtain discontinuous (nonconforming) finite element spaces and formulations on \mathcal{T}^H and Φ^H . To that purpose, define the finite element spaces \mathcal{E}^h and \mathcal{F}^h via restrictions (or traces) of functions in \mathcal{U}^h onto $T \in \mathcal{T}^H$ and $F \in \Phi^H$, respectively. Namely,

$$\mathcal{E}^h = \left\{ v_e^h \in L^\infty(\Omega); \quad \forall T \in \mathcal{T}^H, \exists v^h \in \mathcal{U}^h: v_e^h \Big|_T = v^h \Big|_T \right\},$$

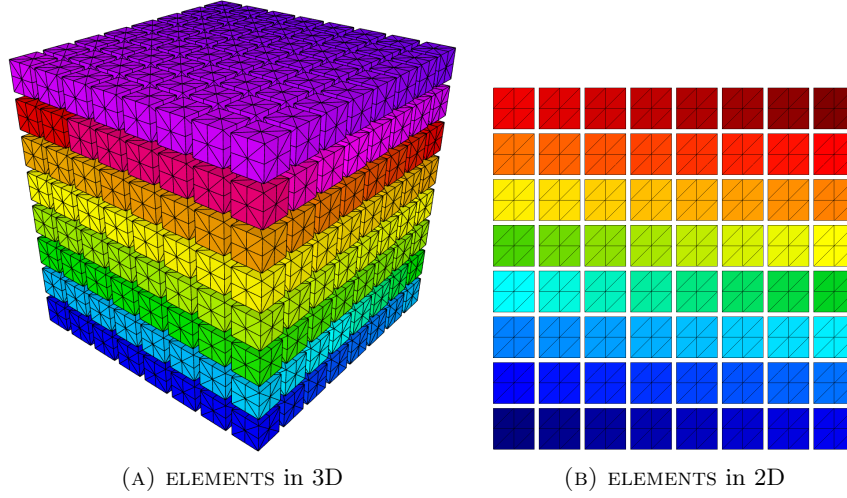


FIGURE 1. Examples of agglomerates (designated as ELEMENTS) of (fine-scale) elements, utilized in the modified mortar reformulation.

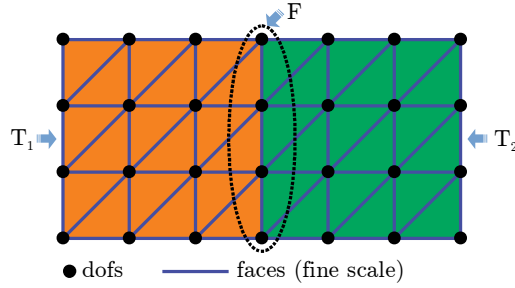


FIGURE 2. An illustration of the designation of a FACE as a set of (fine-scale) faces, serving as an interface between ELEMENTS.

$$\mathcal{F}^h = \left\{ v_b^h \in L^\infty(\cup_{F \in \Phi^H} F); \quad \forall F \in \Phi^H, \exists v^h \in \mathcal{U}^h: v_b^h|_F = v^h|_F \right\}.$$

Note that \mathcal{E}^h and \mathcal{F}^h are fine-scale spaces despite the utilization of agglomerate mesh structures like \mathcal{T}^H and Φ^H . Accordingly, the bases in \mathcal{E}^h and \mathcal{F}^h are derived via respective restrictions (or traces) of the basis in \mathcal{U}^h . The degrees of freedom in \mathcal{E}^h and \mathcal{F}^h are obtained in a corresponding manner from the dofs in \mathcal{U}^h , as illustrated in Fig. 3. For simplicity, “dofs” is reserved for the degrees of freedom in \mathcal{U}^h , whereas “edofs” and “bdofs” are reserved for \mathcal{E}^h and \mathcal{F}^h , respectively. Moreover, “adofs” designates the edofs and bdofs collectively and is associated with the product space $\mathcal{E}^h \times \mathcal{F}^h$. In more detail, edofs and bdofs are obtained by “cloning” all respective dofs for every agglomerate ENTITY that contains the dofs. Hence, each ENTITY receives and it is the sole owner of a copy of all dofs it contains and there is no intersection between ENTITIES in terms of edofs and bdofs, i.e., they are completely separated without any sharing, making \mathcal{E}^h and \mathcal{F}^h spaces of discontinuous functions. Nevertheless, dofs, edofs, and bdofs are related via their common “ancestry” founded on the above “cloning” procedure. Thus, the restrictions (or traces) of vectors or finite element functions in one of the spaces and their representations as vectors or

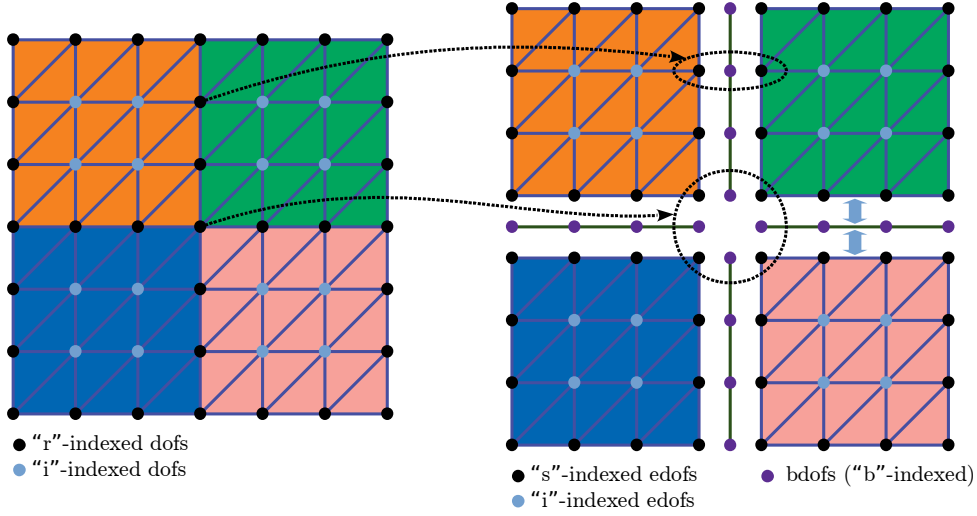


FIGURE 3. An illustration of the construction of (fine-scale) nonconforming finite element spaces \mathcal{E}^h and \mathcal{F}^h from a conforming space \mathcal{U}^h , utilizing agglomeration that provides ELEMENTS and FACES. Note that the only inter-ENTITY coupling in the modified mortar reformulation is between ELEMENTS and their respective FACES.

functions in some of the other spaces is seen and performed in purely “algebraic” context. For example, the meaning of $\mathbf{q}|_F$, where \mathbf{q} is a vector in terms of the edofs of some $T \in \mathcal{T}^H$ and $F \subset \partial T$, is natural as a vector in terms of the bdofs of $F \in \Phi^H$. This is unambiguous and should lead to no confusion as it only involves a subvector and an appropriate index mapping. In what follows, finite element functions are identified with vectors on the degrees of freedom in the respective spaces.

The portions of vectors corresponding to edofs and bdofs are respectively indexed by “e” and “b”, leading to the notation, for $\hat{\mathbf{v}} \in \mathcal{E}^h \times \mathcal{F}^h$, $\hat{\mathbf{v}}^T = [\hat{\mathbf{v}}_e^T, \hat{\mathbf{v}}_b^T]^T$, where $\hat{\mathbf{v}}_e \in \mathcal{E}^h$ and $\hat{\mathbf{v}}_b \in \mathcal{F}^h$. By further splitting $\hat{\mathbf{v}}_e^T = [\hat{\mathbf{v}}_i^T, \hat{\mathbf{v}}_s^T]^T$, it is obtained $\hat{\mathbf{v}}^T = [\hat{\mathbf{v}}_e^T, \hat{\mathbf{v}}_b^T]^T = [\hat{\mathbf{v}}_i^T, \hat{\mathbf{v}}_s^T, \hat{\mathbf{v}}_b^T]^T$, where “i” denotes the edofs in the interiors of all $T \in \mathcal{T}^H$ and “s” are the edofs that can be mapped to some bdofs, based on the previously-described procedure of “cloning” dofs into edofs and bdofs. Analogously, the splitting $\mathbf{v}^T = [\mathbf{v}_i^T, \mathbf{v}_r^T]^T$, for $\mathbf{v} \in \mathcal{U}^h$, is introduced in terms of dofs, indexed “i”, in the interiors of all $T \in \mathcal{T}^H$ and dofs, indexed “r”, related to bdofs; see Fig. 3. Note that there is a clear difference between “r” and “s”, but also a clear relation. Locally, on $T \in \mathcal{T}^H$, “r” and “s” can, in fact, be equated, but in a global setting, it is necessary to distinguish between “r” and “s” indices. This should not cause any ambiguity below.

Coarse subspaces $\mathcal{E}^H \subset \mathcal{E}^h$ and $\mathcal{F}^H \subset \mathcal{F}^h$ can be constructed by, respectively, selecting linearly independent vectors $\{\mathbf{q}_{T,i}\}_{i=1}^{m_T}$, for every $T \in \mathcal{T}^H$, and $\{\mathbf{q}_{F,i}\}_{i=1}^{m_F}$, for every $F \in \Phi^H$, forming the bases for the coarse spaces. This is an “algebraic” procedure, formulating the coarse basis functions as linear combinations of fine-level basis functions, i.e., as vectors in terms of the fine-level degrees of freedom. The basis vectors are organized appropriately as columns of *prolongation* (or *interpolation*) matrices $\mathcal{P}_e: \mathcal{E}^H \mapsto \mathcal{E}^h$ and $\mathcal{P}_b: \mathcal{F}^H \mapsto \mathcal{F}^h$, forming $\mathcal{P}: \mathcal{E}^H \times \mathcal{F}^H \mapsto \mathcal{E}^h \times \mathcal{F}^h$ as

$\mathcal{P} = \text{diag}(\mathcal{P}_e, \mathcal{P}_b)$. For consistency, the corresponding degrees of freedom (associated with the respective coarse basis vectors) in \mathcal{E}^H and \mathcal{F}^H are respectively called ‘‘Edofs’’ and ‘‘Bdofs’’, and the collective term ‘‘Adofs’’ is associated with $\mathcal{E}^H \times \mathcal{F}^H$. In essence, this is based on the ideas in AMGe (element-based algebraic multigrid) methods [22, 21, 11, 12, 17, 10].

2.3. Model problem. The model problem considered in this paper is the second order scalar elliptic partial differential equation (PDE)

$$(2.1) \quad -\text{div}(\kappa \nabla u) = f(\mathbf{x}) \text{ in } \Omega,$$

where $\kappa \in L^\infty(\Omega)$, $\kappa > 0$, is a given permeability field, $f \in L^2(\Omega)$ is a given source, and $u \in H^1(\Omega)$ is the unknown function. For simplicity of exposition, the boundary condition $u = 0$ on $\partial\Omega$, the boundary of Ω , is considered, i.e., $u \in H_0^1(\Omega)$. The ubiquitous variational formulation,

$$(2.2) \quad \min_{v \in H_0^1(\Omega)} [a(v, v) - 2(f, v)],$$

of (2.1) is utilized, providing the weak form

$$(2.3) \quad \text{Find } u \in H_0^1(\Omega): a(u, v) = (f, v), \quad \forall v \in H_0^1(\Omega),$$

where (\cdot, \cdot) denotes the inner products in both $L^2(\Omega)$ and $[L^2(\Omega)]^d$, and $a(u, v) = (\kappa \nabla u, \nabla v)$, for $u, v \in H_0^1(\Omega)$. Consider the fine-scale finite element space $\mathcal{U}^h \subset H_0^1(\Omega)$ defined on \mathcal{T}^h . Using the finite element basis in \mathcal{U}^h , (2.3) induces the following linear system of algebraic equations:

$$(2.4) \quad A\mathbf{u} = \mathbf{f},$$

for the global SPD stiffness matrix A . Moreover, the local, on agglomerates, symmetric positive semidefinite (SPSD) stiffness matrices A_T , for $T \in \mathcal{T}^H$, are obtainable, such that (s.t.) $A = \sum_{T \in \mathcal{T}^H} A_T$ (the summation involves an implicit local-to-global mapping).

3. CONSTRAINED MORTAR-BASED FORMULATION

The preconditioners, proposed in this paper, are based on the ideas of a *mortar* method [23, 19]. The space pair $\mathcal{E}^h \times \mathcal{F}^h$ with its degrees of freedom (adofs) is employed, together with the ability to construct subspace pairs $\mathcal{E}^H \times \mathcal{F}^H$ by selecting basis functions as vectors expressed in terms of the adofs in $\mathcal{E}^h \times \mathcal{F}^h$; see the end of Section 2.2. Having the spaces determined, a mortar-based approach is introduced here, where the jumps across interfaces of ELEMENTS are penalized via equality constraints. This provides a generic modified mortar reformulation of the original problem, which is utilized as a preconditioner in an auxiliary space framework. In this section, the mortar-based formulation is presented and discussed. In the sections that follow, it is further applied to construct auxiliary space preconditioners for (2.4), their properties are addressed, and a block-preconditioning technique for the constrained mortar-type problem, based on static condensation, is described.

Using the prolongation operators defined in the end of Section 2.2 and the local (on T) versions, A_T , of the (fine-scale) matrix A in (2.4), consider the discrete nonconforming constrained quadratic minimization reformulation of (2.2)

$$(3.1) \quad \min \sum_{T \in \mathcal{T}^H} [((\mathcal{P}_e \mathbf{v})|_T)^T A_T (\mathcal{P}_e \mathbf{v})|_T - 2((\mathcal{P}_e \mathbf{v})|_T)^T \mathbf{f}_T],$$

subject to $Q_F [((\mathcal{P}_e \mathbf{v})|_T)|_F] - (\mathcal{P}_b \boldsymbol{\rho})|_F = \mathbf{0}, \quad \forall F \in \Phi^H \text{ and } \forall T \in \mathcal{T}^H \text{ s.t. } \partial T \supset F,$

for $[\mathbf{v}, \boldsymbol{\rho}] \in \mathcal{E}^H \times \mathcal{F}^H$. Here, \mathbf{f}_T are the local, on T , versions of \mathbf{f} in (2.4), and Q_F are the D_F -orthogonal projections onto the local, on F , spaces spanned by the vectors $\{\mathbf{q}_{F,i}\}_{i=1}^{m_F}$, associated with F and constituting the basis of \mathcal{F}^H , where D_F is the restriction of the diagonal, D , of the global A , in (2.4), onto the bdofs of F . The problem is posed directly on a subspace of $\mathcal{E}^h \times \mathcal{F}^h$, requiring the explicit use of the prolongators \mathcal{P}_e and \mathcal{P}_b , for generality and to avoid over-constraining the formulation. Assume that \mathcal{F}^H contains the local, on FACES, constants and $\text{span}\{\mathbf{q}_{F,i}\}_{i=1}^{m_F}$, for each $F \in \Phi^H$, is a proper subspace of the trace space, on F , of the functions in \mathcal{E}^H . Thus, the constraints provide that the jumps vanish only in a subspace on each FACE.

Formulation (3.1) induces the, respectively global and local, on T , (modified) mortar matrices

$$(3.2) \quad \mathcal{A} = \begin{bmatrix} \mathcal{A}_{ee} & C^T & \\ C & -X^T & -X \end{bmatrix}, \quad \mathcal{A}_T = \begin{bmatrix} \mathcal{A}_{T,ee} & C_T^T & \\ C_T & -X_T^T & -X_T \end{bmatrix}.$$

Here, \mathcal{A}_{ee} is associated with the bilinear form $\sum_{T \in \mathcal{T}^H} [(\mathcal{P}_e \mathbf{v})|_T]^T A_T (\mathcal{P}_e \mathbf{u})|_T$, where $\mathbf{v}, \mathbf{u} \in \mathcal{E}^H$ are respectively test and trial vectors. Also, C represents

$$\sum_{T \in \mathcal{T}^H} \sum_{F \subset \partial T} [\mathcal{P}_F \boldsymbol{\mu}_{T,F}]^T D_F ((\mathcal{P}_e \mathbf{u})|_T)|_F,$$

where $\boldsymbol{\mu} = [\boldsymbol{\mu}_{T,F}]_{T \in \mathcal{T}^H, F \subset \partial T} \in [\mathcal{F}^H]^2$ is a test Lagrangian multiplier vector for the constraint in (3.1), while X is associated with

$$\sum_{T \in \mathcal{T}^H} \sum_{F \subset \partial T} [\mathcal{P}_F \boldsymbol{\mu}_{T,F}]^T D_F (\mathcal{P}_b \mathbf{p})|_F,$$

where $\mathbf{p} \in \mathcal{F}^H$ is a trial vector for the interface traces. Here, \mathcal{P}_F denotes the local, on F , version of \mathcal{P}_b , i.e., it is the matrix with $\{\mathbf{q}_{F,i}\}_{i=1}^{m_F}$ for columns. The Lagrangian multipliers are associated with the pairs of ELEMENTS and corresponding FACES as they enforce equalities involving ‘‘one-sided’’ traces. Observe that $\mathcal{A}_{T,ee}$, C_T , and X_T are simply sub-matrices of \mathcal{A}_{ee} , C , and X , respectively, since the assembly of \mathcal{A} from \mathcal{A}_T involves only copying without any summation. This is due to the fact that all coupling is through the constraints on the FACES, which is represented by the off-diagonal blocks in \mathcal{A} , and no other connections across ELEMENTS and FACES exist. Clearly, \mathcal{A} and \mathcal{A}_T are generally symmetric indefinite matrices, where \mathcal{A}_{ee} and $\mathcal{A}_{T,ee}$ are SPSD, while X_T is square and SPD, and X has a full column rank.

Furthermore, denote the leading 2×2 block sub-matrices of \mathcal{A} and \mathcal{A}_T in (3.2), respectively, by

$$(3.3) \quad \mathfrak{A} = \begin{bmatrix} \mathcal{A}_{ee} & C^T \\ C & -X \end{bmatrix}, \quad \mathfrak{A}_T = \begin{bmatrix} \mathcal{A}_{T,ee} & C_T^T \\ C_T & -X_T \end{bmatrix},$$

where, as noted above, $\mathfrak{A} = \text{diag}(\mathfrak{A}_T)_{T \in \mathcal{T}^H}$. The following basic, but useful, result is obtained.

Lemma 3.1. *The matrices \mathfrak{A}_T and \mathfrak{A} in (3.3) are invertible and the (2, 2) block of \mathfrak{A}_T^{-1} is symmetric negative semidefinite (SNSD).*

Proof. As long as (3.1) is not over-constrained (provided by the spaces utilized here), C_T^T has a full column rank. Thus, any nonzero vector in the null space of \mathfrak{A}_T , involves a nonzero local \mathbf{u}_T , i.e., $\mathbf{u}_T = \mathbf{u}|_T$ for some $\mathbf{u} \in \mathcal{E}^H$, such that $Q_F[(\mathcal{P}_T \mathbf{u}_T)|_F] = \mathbf{0}$, on all $F \subset \partial T$, and $A_T[\mathcal{P}_T \mathbf{u}_T] = \mathbf{0}$, where \mathcal{P}_T denotes the local, on T , version of \mathcal{P}_e , i.e., it is the matrix with $\{\mathbf{q}_{T,i}\}_{i=1}^{m_T}$ for columns. Thus, \mathfrak{A}_T is singular if and only if A_T has

a nonzero null vector in $\text{Range}(\mathcal{P}_T) = \text{span}\{\mathbf{q}_{T,i}\}_{i=1}^{m_T}$ with vanishing Q_F -projections on all FACES, which is not the case here, since the null space of A_T is spanned by the constant vector and \mathcal{F}^H contains the piecewise constants. That is, $\mathcal{A}_{T,ee}$ and C_T do not share a common nonzero null vector ($\text{Ker}(\mathcal{A}_{T,ee}) \cap \text{Ker}(C_T) = \{\mathbf{0}\}$); cf. [5]. Hence, \mathfrak{A}_T and \mathfrak{A} are invertible. Finally, owing to [5, formula (3.8)], it holds that the (2, 2) block of \mathfrak{A}_T^{-1} is SNSD. Particularly, if $\text{Ker}(\mathcal{A}_{T,ee}) = \{\mathbf{0}\}$ (which is always the case when $\text{Ker}(A_T) = \{\mathbf{0}\}$), the (2, 2) block of \mathfrak{A}_T^{-1} is SND (symmetric negative definite). \square

Remark 3.2. In view of the full rank of X_T , \mathcal{A}_T in (3.2) is invertible if and only if $\text{Ker}(\mathcal{A}_{T,ee}) = \{\mathbf{0}\}$.

Remark 3.3. For simplicity, the argument in Lemma 3.1 makes use of the properties of the particular model problem (2.1). Namely, it utilizes that the possible null space of A_T is spanned by a constant, which cannot vanish on any portion of the boundary of the ELEMENT. In general, the result in Lemma 3.1 hold whenever A_T cannot possess nonzero null-space vectors that vanish on the respective FACES. This is always the case when considering problems coming from PDEs, for which Dirichlet-type boundary conditions on portions of the boundary lead to nonsingular problems.

Lemma 3.1 allows the introduction of the following local and global Schur complements resulting from the elimination of all Edofs and Lagrangian multipliers from \mathcal{A}_T and \mathcal{A} in (3.2), respectively:

$$(3.4) \quad \Sigma_T = -[O, -X_T^T] \mathfrak{A}_T^{-1} [O, -X_T^T]^T, \quad \Sigma = -[O, -X^T] \mathfrak{A}^{-1} [O, -X^T]^T,$$

where the notation in (3.3) is used. Observe that Σ_T is obtainable by performing only local, on T , computations and Σ can be assembled ELEMENT by ELEMENT from Σ_T . This is an important property (employed in Section 6), resulting from the utilization of interface spaces, like \mathcal{F}^h and \mathcal{F}^H (Section 2.2), and the particular formulation (3.1). Now, it is not difficult to establish the following corollary.

Corollary 3.4. *It holds that Σ_T is SPSD, Σ is SPD, and \mathcal{A} in (3.2) is invertible.*

Proof. The SPSD property of Σ_T follows immediately from (3.4) and the SNSD property of the (2, 2) block of \mathfrak{A}_T^{-1} in Lemma 3.1. Counting on the presence of essential boundary conditions for the PDE (2.1), at least one A_T (cf. (2.4)) is nonsingular. Hence, in view of the full rank of X_T , at least one Σ_T is SPD and the assembly property provides that Σ is SPD. Finally, the invertibility of \mathfrak{A} and Σ implies the invertibility of \mathcal{A} . \square

4. AUXILIARY SPACE PRECONDITIONERS

The application of the (modified) mortar formulation for building auxiliary space preconditioners is addressed now.

Let $\Pi_{h,e}: \mathcal{E}^h \mapsto \mathcal{U}^h$ be a linear transfer operator, defined in detail below. Identifying finite element functions with vectors allows to view $\Pi_{h,e}$ as a matrix and obtain $\Pi_{h,e}^T: \mathcal{U}^h \mapsto \mathcal{E}^h$. In order to define the action of $\Pi_{h,e}$, recall that the relation between dofs, on one side, and edofs, on the other, is known and unambiguous. Therefore, it is reasonable to define the action of $\Pi_{h,e}$ as taking the arithmetic average, formulated in terms of edofs that correspond to a particular dof, of the entries of a given vector in \mathcal{E}^h and obtaining the respective entries of a mapped vector defined on dofs.

Namely, for any dof l , let J_l be the set of corresponding edofs (respective “cloned” degrees of freedom) and consider a vector $\hat{\mathbf{v}}_e$, defined in terms of edofs. Then,

$$(\Pi_{h,e}\hat{\mathbf{v}}_e)_l = \frac{1}{|J_l|} \sum_{j \in J_l} (\hat{\mathbf{v}}_e)_j.$$

Clearly, all row sums of $\Pi_{h,e}$ equal 1 and each column of $\Pi_{h,e}$ has exactly one nonzero entry. Assuming that \mathcal{T}^h is a regular (non-degenerate) mesh [8], $|J_l|$ is bounded, independently of h . That is,

$$(4.1) \quad 1 \leq |J_l| \leq \varkappa,$$

for a constant $1 \leq \varkappa < \infty$, which depends only on the regularity of \mathcal{T}^h , but not on h . Indeed, let \varkappa be the global maximum number of ELEMENTS, in \mathcal{T}^H , that a dof can belong to, which, in turn, is bounded by the global maximum number of elements, in \mathcal{T}^h , that a dof can belong to.

Define the transfer operator $\Pi_H: \mathcal{E}^H \times [\mathcal{F}^H]^2 \times \mathcal{F}^H \mapsto \mathcal{U}^h$ as

$$(4.2) \quad \Pi_H = [\Pi_{H,e}, O, O],$$

where the linear mapping $\Pi_{H,e}: \mathcal{E}^H \mapsto \mathcal{U}^h$ takes the form $\Pi_{H,e} = \Pi_{h,e}\mathcal{P}_e$.

Let M be a “smoother” for A in (2.4), such that $M^T + M - A$ is SPD, and \mathcal{B} – a symmetric (generally, indefinite) preconditioner for \mathcal{A} . Define the *additive auxiliary space preconditioner* for A

$$(4.3) \quad B_{\text{add}}^{-1} = \overline{M}^{-1} + \Pi_H \mathcal{B}^{-1} \Pi_H^T,$$

and the *multiplicative auxiliary space preconditioner* for A

$$(4.4) \quad B_{\text{mult}}^{-1} = \overline{M}^{-1} + (I - M^{-T}A)\Pi_H \mathcal{B}^{-1} \Pi_H^T (I - AM^{-1}),$$

where $\overline{M} = M(M + M^T - A)^{-1}M^T$ is the symmetrized (in fact, SPD) version of M . In case M is symmetric, \overline{M}^{-1} in B_{add}^{-1} can be replaced by M^{-1} . The action of B_{mult}^{-1} is obtained via a standard “two-level” procedure:

Given $\mathbf{v}_0 \in \mathbb{R}^{\dim(\mathcal{U}^h)}$, $\mathbf{v}_m = B_{\text{mult}}^{-1}\mathbf{v}_0$ is computed by the following steps:

- (i) “pre-smoothing”: $\mathbf{v}_1 = M^{-1}\mathbf{v}_0$;
- (ii) residual transfer to auxiliary space: $\hat{\mathbf{r}} = \Pi_H^T(\mathbf{v}_0 - A\mathbf{v}_1)$;
- (iii) auxiliary space correction: $\hat{\mathbf{v}} = \mathcal{B}^{-1}\hat{\mathbf{r}}$;
- (iv) correction transfer from auxiliary space: $\mathbf{v}_2 = \mathbf{v}_1 + \Pi_H\hat{\mathbf{v}}$;
- (v) “post-smoothing”: $\mathbf{v}_m = \mathbf{v}_2 + M^{-T}(\mathbf{v}_0 - A\mathbf{v}_2)$.

If \mathcal{B} is chosen SPD, then B_{add}^{-1} and B_{mult}^{-1} are clearly SPD. In general, even when the (exact) inverse $\mathcal{B}^{-1} = \mathcal{A}^{-1}$ of \mathcal{A} in (3.2) is used, it is not immediately obvious whether B_{add}^{-1} and B_{mult}^{-1} are SPD. This is discussed in Section 5.

Smoother. A particular smoother M , for A , which is a part of the auxiliary space preconditioners employed in this paper, is shortly described now. Particularly, a polynomial smoother, based on the Chebyshev polynomial of the first kind, is utilized. For a given integer $\nu \geq 1$, consider the polynomial of degree $3\nu + 1$ on $[0, 1]$

$$p_\nu(t) = \left(1 - T_{2\nu+1}^2(\sqrt{t})\right) \frac{(-1)^\nu T_{2\nu+1}(\sqrt{t})}{2\nu+1 \sqrt{t}},$$

satisfying $p_\nu(0) = 1$, where $T_l(t)$ is the Chebyshev polynomial of the first kind on $[-1, 1]$. Then, M is defined as

$$(4.5) \quad M^{-1} = [I - p_\nu(b^{-1}D^{-1}A)]A^{-1}.$$

Equivalently, $I - M^{-1}A = p_\nu(b^{-1}D^{-1}A)$, where $b = \mathcal{O}(1)$ is a parameter satisfying $\mathbf{v}^T A \mathbf{v} \leq b \mathbf{v}^T D \mathbf{v}$, for all $\mathbf{v} \in \mathcal{U}^h$, and D is the diagonal of A (or another appropriate diagonal matrix). Note that M is SPD and the action of such a polynomial smoother is computed via $3\nu + 1$ Jacobi-type iterations, using the roots of the polynomial, which makes it convenient for parallel computations; see [13, Section 4.2.2]. In practice, D in (4.5) can be replaced by a diagonal weighted ℓ_1 -smoother like $W = \text{diag}(w_i)_{i=1}^{\dim(\mathcal{U}^h)}$, where $w_i = \sum_{j=1}^{\dim(\mathcal{U}^h)} |a_{ij}| \sqrt{a_{ii}/a_{jj}}$. Such a choice allows setting $b = 1$. More information on the subject can be found in [22, 3, 10, 9, 20, 16].

5. ANALYSIS

Properties of the preconditioners of the type in (4.3) and (4.4) are studied next, showing their optimality in a fine-scale setting. Consider the auxiliary space preconditioners, involving the exact inversion of \mathcal{A} ,

$$(5.1) \quad \begin{aligned} \tilde{B}_{\text{add}}^{-1} &= \overline{M}^{-1} + \Pi_H \mathcal{A}^{-1} \Pi_H^T, \\ \tilde{B}_{\text{mult}}^{-1} &= \overline{M}^{-1} + (I - M^{-T}A) \Pi_H \mathcal{A}^{-1} \Pi_H^T (I - AM^{-1}). \end{aligned}$$

The seemingly apparent auxiliary space here is $\mathcal{E}^H \times [\mathcal{F}^H]^2 \times \mathcal{F}^H$. However, owing to (3.1) and the structure of Π_H in (4.2), a subspace of \mathcal{E}^H (more precisely, a subspace of $\mathcal{E}^H \times \{0\}^2 \times \{0\}$) can be more accurately viewed as the auxiliary space and the properties of $\tilde{B}_{\text{add}}^{-1}$ and $\tilde{B}_{\text{mult}}^{-1}$ depend on the properties of the ‘‘subactions’’ of \mathcal{A} and Π_H on that subspace.

Clearly, $\boldsymbol{\rho} \in \mathcal{F}^H$ can be eliminated from (3.1) by replacing the constraints with $Q_F[(((\mathcal{P}_e \mathbf{v})|_{T_+})|_F - ((\mathcal{P}_e \mathbf{v})|_{T_-})|_F)] = \mathbf{0}$, for all $F \in \Phi^H$, where $T_+, T_- \in \mathcal{T}^H$ denote the respective ELEMENTS adjacent to F . These altered conditions pose direct constraints on the jumps across FACES of $\mathbf{v} \in \mathcal{E}^H$. The modified minimization problem is equivalent to (3.1) in the sense that it has an identical set of minimizers in \mathcal{E}^H . The constraints can be implicitly imposed by employing the constrained subspace $\tilde{\mathcal{E}}^H \subset \mathcal{E}^H$ defined as

$$\tilde{\mathcal{E}}^H = \{ \mathbf{v} \in \mathcal{E}^H; Q_F[(((\mathcal{P}_e \mathbf{v})|_{T_+})|_F - ((\mathcal{P}_e \mathbf{v})|_{T_-})|_F)] = \mathbf{0}, \forall F \in \Phi^H \}.$$

Obviously, any solution to (3.1) is in $\tilde{\mathcal{E}}^H$. Consequently, the unconstrained quadratic minimization

$$(5.2) \quad \min_{T \in \mathcal{T}^H} \sum [((\mathcal{P}_e \mathbf{v})|_T)^T A_T (\mathcal{P}_e \mathbf{v})|_T - 2((\mathcal{P}_e \mathbf{v})|_T)^T \mathbf{f}_T],$$

over $\mathbf{v} \in \tilde{\mathcal{E}}^H$, is equivalent, in terms of minimizers, to (3.1). It is trivial that the bilinear form $\tilde{a}: \tilde{\mathcal{E}}^H \times \tilde{\mathcal{E}}^H \mapsto \mathbb{R}$, associated with (5.2) and defined as

$$(5.3) \quad \tilde{a}(\mathbf{u}, \mathbf{v}) = \sum_{T \in \mathcal{T}^H} [((\mathcal{P}_e \mathbf{v})|_T)^T A_T (\mathcal{P}_e \mathbf{u})|_T], \quad \forall \mathbf{u}, \mathbf{v} \in \tilde{\mathcal{E}}^H \subset \mathcal{E}^H,$$

is SPSD. Here, for the convenience of maintaining consistent vector notation, the basis of \mathcal{E}^H and its Edofs are employed to represent functions in the constrained subspace $\tilde{\mathcal{E}}^H \subset \mathcal{E}^H$. The invertibility of \mathcal{A} (Corollary 3.4) in (3.2) implies the existence of a unique minimizer in $\tilde{\mathcal{E}}^H$ of (3.1) and, equivalently, of (5.2), which in turn implies that $\tilde{a}(\cdot, \cdot)$ is SPD on $\tilde{\mathcal{E}}^H$.

Notice that the matrix associated with $\tilde{a}(\cdot, \cdot)$, with respect to the full basis of \mathcal{E}^H , is \mathcal{A}_{ee} in (3.2). That is,

$$\tilde{a}(\mathbf{u}, \mathbf{v}) = \mathbf{v}^T \mathcal{A}_{ee} \mathbf{u}, \quad \forall \mathbf{u}, \mathbf{v} \in \tilde{\mathcal{E}}^H \subset \mathcal{E}^H.$$

The discussion above demonstrates that, while \mathcal{A}_{ee} is SPSD on the entire \mathcal{E}^H , it is SPD, when restricted to the constrained subspace $\tilde{\mathcal{E}}^H$, i.e., $\mathbf{v}^T \mathcal{A}_{ee} \mathbf{v} > 0$ for all $\mathbf{v} \in \tilde{\mathcal{E}}^H \setminus \{\mathbf{0}\}$, since the constraints filter out its nonzero null vectors ($\ker(\mathcal{A}_{ee}) \cap \tilde{\mathcal{E}}^H = \{\mathbf{0}\}$). Hence, the ‘‘inversion operator’’ $\mathcal{A}_{ee}^{-1}: \mathcal{E}^H \mapsto \tilde{\mathcal{E}}^H$ is well-defined as follows: for any $\mathbf{g} \in \mathcal{E}^H$, $\mathcal{A}_{ee}^{-1} \mathbf{g} \in \tilde{\mathcal{E}}^H$ is the unique function (vector) that satisfies

$$(5.4) \quad \tilde{a}(\mathcal{A}_{ee}^{-1} \mathbf{g}, \mathbf{v}) = \mathbf{v}^T \mathbf{g}, \quad \forall \mathbf{v} \in \tilde{\mathcal{E}}^H.$$

That is, when $\mathbf{g} \notin \tilde{\mathcal{E}}^H$, \mathcal{A}_{ee}^{-1} provides the ‘‘least-squares solution’’ associated with a minimization of the type in (5.2). Then, owing to (4.2) and the equivalence between (3.1) and (5.2), it holds that $\Pi_H \mathcal{A}^{-1} \Pi_H^T = \Pi_{H,e} \mathcal{A}_{ee}^{-1} \Pi_{H,e}^T$. Thus, $\Pi_H \mathcal{A}^{-1} \Pi_H^T$ is SPSD and the following proposition is obtained.

Proposition 5.1. *The preconditioners $\tilde{B}_{\text{add}}^{-1}$ and $\tilde{B}_{\text{mult}}^{-1}$ in (5.1) are SPD.*

Therefore, the desired ‘‘subactions’’ of Π_H , \mathcal{A} , and \mathcal{A}^{-1} , are respectively provided by $\Pi_{H,e}$, \mathcal{A}_{ee} , and \mathcal{A}_{ee}^{-1} on the auxiliary space $\tilde{\mathcal{E}}^H$, equipped with the norm induced by $\tilde{a}(\cdot, \cdot)$, i.e., the \mathcal{A}_{ee} -norm. In this context, the preconditioners in (5.1) can be expressed as

$$(5.5) \quad \begin{aligned} \tilde{B}_{\text{add}}^{-1} &= \bar{M}^{-1} + \Pi_{H,e} \mathcal{A}_{ee}^{-1} \Pi_{H,e}^T, \\ \tilde{B}_{\text{mult}}^{-1} &= \bar{M}^{-1} + (I - M^{-T} A) \Pi_{H,e} \mathcal{A}_{ee}^{-1} \Pi_{H,e}^T (I - AM^{-1}). \end{aligned}$$

Remark 5.2. Particularly, when $\mathcal{E}^H = \mathcal{E}^h$, i.e., no coarsening of \mathcal{E}^h is employed and $\Pi_{H,e} = \Pi_{h,e}$, then $\text{Range}(\Pi_{H,e}^T) \subset \tilde{\mathcal{E}}^H$ and $\Pi_H \mathcal{A}^{-1} \Pi_H^T = \Pi_{H,e} \mathcal{A}_{ee}^{-1} \Pi_{H,e}^T$ is SPD.

For the rest of this section, the fine-scale case $\mathcal{E}^H = \mathcal{E}^h$ is studied, where the respective $\tilde{\mathcal{E}}^h$ is consistently defined as

$$(5.6) \quad \tilde{\mathcal{E}}^h = \left\{ \hat{\mathbf{v}} \in \mathcal{E}^h; Q_F[(\hat{\mathbf{v}}|_{T_+})|_F - (\hat{\mathbf{v}}|_{T_-})|_F] = \mathbf{0}, \forall F \in \Phi^H \right\},$$

i.e., the (coarse) interface subspace, \mathcal{F}^H , is still employed for the jumps. The analysis follows a similar pattern to [14]. Define the operator $\mathcal{I}_{h,e}: \mathcal{U}^h \mapsto \tilde{\mathcal{E}}^h$, for $\mathbf{v} \in \mathcal{U}^h$, via

$$(\mathcal{I}_{h,e} \mathbf{v})_j = (\mathbf{v})_l,$$

for each edof j , where $j \in J_l$, for the corresponding dof l . This describes a procedure that appropriately copies the entries of \mathbf{v} , so that the respective finite element functions, corresponding to \mathbf{v} and $\mathcal{I}_{h,e} \mathbf{v}$, can be viewed as coinciding in $H^1(\Omega)$. That is, $\mathcal{I}_{h,e}$ is an injection (embedding) of \mathcal{U}^h into $\tilde{\mathcal{E}}^h$. As matrices, $\mathcal{I}_{h,e}$ has the fill-in pattern of $\Pi_{h,e}^T$, with all nonzero entries replaced by 1.

Clearly, $\Pi_{h,e} \mathcal{I}_{h,e} = I$, the identity on \mathcal{U}^h , implying that $\Pi_{h,e}$ is surjective, i.e., it has a full row rank. Consequently, for any $\mathbf{v} \in \mathcal{U}^h$, $\mathcal{I}_{h,e} \mathbf{v} \in \tilde{\mathcal{E}}^h$ (exactly) approximates \mathbf{v} in the sense

$$(5.7) \quad \mathbf{v} - \Pi_{h,e} \mathcal{I}_{h,e} \mathbf{v} = \mathbf{0},$$

and $\mathcal{I}_{h,e} \mathbf{v}$ is ‘‘energy’’ stable, since $(\mathcal{I}_{h,e} \mathbf{v})^T \mathcal{A}_{ee} \mathcal{I}_{h,e} \mathbf{v} = \mathbf{v}^T A \mathbf{v}$, due to the property that A can be assembled from A_T (cf. (2.4), (3.2), and (5.3)), which implies

$$(5.8) \quad \mathcal{I}_{h,e}^T \mathcal{A}_{ee} \mathcal{I}_{h,e} = A.$$

This is to be expected, since, in a sense, $\tilde{\mathcal{E}}^h$ ‘‘includes’’ \mathcal{U}^h .

Showing the continuity of $\Pi_{h,e}: \tilde{\mathcal{E}}^h \mapsto \mathcal{U}^h$ in terms of the respective “energy” norms is more challenging and requires \mathcal{F}^H to satisfy certain properties. Using the indexing notation in Section 2.2, introduce the following splittings, for $T \in \mathcal{T}^H$,

$$(5.9) \quad A_T = \begin{bmatrix} A_{T,ii} & A_{T,ir} \\ A_{T,ri} & A_{T,rr} \end{bmatrix}, \quad \Pi_{h,e} = \begin{bmatrix} \Pi_{ii} & \\ & \Pi_{rs} \end{bmatrix}, \quad \mathcal{I}_{h,e} = \begin{bmatrix} I & \\ & \mathcal{I}_{sr} \end{bmatrix},$$

where $\Pi_{ii} = I$, under an appropriate ordering of the edofs, Π_{rs} has exactly one nonzero entry in each column and at least two nonzero entries in each row (exactly two when the respective dofs are in the interior of a FACE), and \mathcal{I}_{sr} is the map from “ r ” to “ s ” indices. Note that \mathcal{I}_{sr} is a matrix with the fill-in pattern of Π_{rs}^T , where all nonzero entries are replaced by 1. Also, for $F \subset \partial T$, let $A_{T,F}$ denote the local, on F , version of $A_{T,rr}$ in (5.9), such that $A_{T,rr}$ can be assembled from $A_{T,F}$, for all $F \subset \partial T$. Assume that \mathcal{F}^H is such that the following local, on F , property, for the projection mapping Q_F in (3.1) and some independent of h and H constant $K > 0$, holds

$$(5.10) \quad (\mathbf{v}_F - Q_F \mathbf{v}_F)^T D_F (\mathbf{v}_F - Q_F \mathbf{v}_F) \leq K \mathbf{v}_F^T A_{T,F} \mathbf{v}_F,$$

for all $F \in \Phi^H$, all $T \in \mathcal{T}^H$ such that $\partial T \supset F$, and all vectors \mathbf{v}_F expressed in terms of the (fine-scale) bdofs on F .

Remark 5.3. Here, (5.10) represents an “approximation property”, in “energy”, of the coarse trace space \mathcal{F}^H , relative to the fine trace space \mathcal{F}^h . It can be interpreted as a measure of quality of approximating “smooth” modes on the interfaces. Similar bounds appear in spectral AMGe methods (cf. [10]) and are obtained via the solution of local generalized eigenvalue problems. Note that, in general, the constant K in (5.10) may depend on local (in a neighborhood of F) quasi-uniformity of the mesh \mathcal{T}^h and the coefficient κ in (2.1).

The continuity of $\Pi_{h,e}$ is demonstrated next.

Lemma 5.4. *The operator $E_{h,e}: \tilde{\mathcal{E}}^h \mapsto \tilde{\mathcal{E}}^h$, defined as $E_{h,e} = \mathcal{I}_{h,e} \Pi_{h,e} - I$, where I is the identity on $\tilde{\mathcal{E}}^h$, is bounded in the sense*

$$(\mathcal{I}_{h,e} \Pi_{h,e} \hat{\mathbf{v}} - \hat{\mathbf{v}})^T \mathcal{A}_{ee} (\mathcal{I}_{h,e} \Pi_{h,e} \hat{\mathbf{v}} - \hat{\mathbf{v}}) \leq 2\kappa^2 \Lambda K \hat{\mathbf{v}}^T \mathcal{A}_{ee} \hat{\mathbf{v}},$$

for all $\hat{\mathbf{v}} \in \tilde{\mathcal{E}}^h$, where K is the one in (5.10), κ is from (4.1), and $\Lambda > 0$ is a constant, independent of h , H , the coefficient κ in (2.1), and the regularity of \mathcal{T}^h .

Proof. Using (5.9), let $\mathbf{v} = \Pi_{h,e} \hat{\mathbf{v}} = [\hat{\mathbf{v}}_i^T, (\Pi_{rs} \hat{\mathbf{v}}_s)^T]^T$, where $\hat{\mathbf{v}}^T = [\hat{\mathbf{v}}_i^T, \hat{\mathbf{v}}_s^T]^T$. Then,

$$\begin{aligned} \mathcal{I}_{h,e} \mathbf{v} &= \mathcal{I}_{h,e} \Pi_{h,e} \hat{\mathbf{v}} = [\hat{\mathbf{v}}_i^T, (\mathcal{I}_{sr} \Pi_{rs} \hat{\mathbf{v}}_s)^T]^T, \\ \tilde{\mathbf{v}} &= \mathcal{I}_{h,e} \mathbf{v} - \hat{\mathbf{v}} = [\mathbf{0}^T, (\mathcal{I}_{sr} \Pi_{rs} \hat{\mathbf{v}}_s - \hat{\mathbf{v}}_s)^T]^T, \end{aligned}$$

and

$$(5.11) \quad \begin{aligned} \tilde{\mathbf{v}}^T \mathcal{A}_{ee} \tilde{\mathbf{v}} &= \sum_{T \in \mathcal{T}^H} \sum_{F \subset \partial T} [(\Pi_{rs} \hat{\mathbf{v}}_s)|_F - (\hat{\mathbf{v}}_s|_T)|_F]^T A_{T,F} [(\Pi_{rs} \hat{\mathbf{v}}_s)|_F - (\hat{\mathbf{v}}_s|_T)|_F] \\ &\leq \Lambda \sum_{T \in \mathcal{T}^H} \sum_{F \subset \partial T} [(\Pi_{rs} \hat{\mathbf{v}}_s)|_F - (\hat{\mathbf{v}}_s|_T)|_F]^T D_{T,F} [(\Pi_{rs} \hat{\mathbf{v}}_s)|_F - (\hat{\mathbf{v}}_s|_T)|_F], \end{aligned}$$

where $D_{T,F}$ is the diagonal of $A_{T,F}$. It is utilized that locally, as noted in Section 2.2, “ r ” and “ s ” indices can be identified and that the stiffness matrices can be bounded from above by their diagonals, with some constant $\Lambda > 0$.

Consider a dof l from the “ r ” dofs, and the set, J_l , of related “ s ” edofs. Notice that J_l is represented by the l -th column of \mathcal{I}_{sr} . Furthermore, let d_l be the corresponding

diagonal entry in A and m_l, M_l are respectively the minimum and maximum values of $\hat{\mathbf{v}}$ on the edofs in J_l . Clearly,

$$d_l \sum_{j \in J_l} \left[\frac{1}{|J_l|} \sum_{k \in J_l} (\hat{\mathbf{v}}_s)_k - (\hat{\mathbf{v}}_s)_j \right]^2 \leq |J_l| d_l (M_l - m_l)^2.$$

Now, viewing any FACE as a collection of respective “s” edofs, consider a connectivity structure such that two “s” edofs are connected if they belong to a common FACE; see Fig. 4. Observe that, in terms of this connectivity structure, the “s” edofs corresponding to M_l and m_l are connected via a path whose length is bounded by $|J_l|$. Following along this path, applying the triangle inequality and (4.1), it holds

$$|J_l| d_l (M_l - m_l)^2 \leq \varkappa^2 d_l \sum_{(j_+, j_-) \in N_l} [(\hat{\mathbf{v}}_s)_{j_+} - (\hat{\mathbf{v}}_s)_{j_-}]^2,$$

where N_l is the set of all pairs of connected “s” edofs in J_l . Hence,

$$d_l \sum_{j \in J_l} \left[\frac{1}{|J_l|} \sum_{k \in J_l} (\hat{\mathbf{v}}_s)_k - (\hat{\mathbf{v}}_s)_j \right]^2 \leq \varkappa^2 d_l \sum_{(j_+, j_-) \in N_l} [(\hat{\mathbf{v}}_s)_{j_+} - (\hat{\mathbf{v}}_s)_{j_-}]^2.$$

Summing over l in the last inequality, in view of (5.11), (5.6), and (5.10), provides

$$\begin{aligned} \tilde{\mathbf{v}}^T \mathcal{A}_{ee} \tilde{\mathbf{v}} &\leq \varkappa^2 \Lambda \sum_{F \in \Phi^H} \|(\hat{\mathbf{v}}|_{T_+})|_F - (\hat{\mathbf{v}}|_{T_-})|_F\|_{D_F}^2 \\ &= \varkappa^2 \Lambda \sum_{F \in \Phi^H} \|(I - Q_F)[(\hat{\mathbf{v}}|_{T_+})|_F - (\hat{\mathbf{v}}|_{T_-})|_F]\|_{D_F}^2 \\ &\leq 2\varkappa^2 \Lambda \sum_{T \in \mathcal{T}^H} \sum_{F \subset \partial T} \|(I - Q_F)(\hat{\mathbf{v}}|_T)|_F\|_{D_F}^2 \\ &\leq 2\varkappa^2 \Lambda K \sum_{T \in \mathcal{T}^H} \sum_{F \subset \partial T} ((\hat{\mathbf{v}}|_T)|_F)^T A_{T,F} (\hat{\mathbf{v}}|_T)|_F \leq 2\varkappa^2 \Lambda K \hat{\mathbf{v}}^T \mathcal{A}_{ee} \hat{\mathbf{v}}, \end{aligned}$$

where $\|\cdot\|_{D_F}$ is the norm induced by D_F . \square

Corollary 5.5. *The operator $\Pi_{h,e}: \tilde{\mathcal{E}}^h \mapsto \mathcal{U}^h$ is continuous in the sense*

$$(\Pi_{h,e} \hat{\mathbf{v}})^T A \Pi_{h,e} \hat{\mathbf{v}} \leq 2(1 + 2\varkappa^2 \Lambda K) \hat{\mathbf{v}}^T \mathcal{A}_{ee} \hat{\mathbf{v}},$$

for all $\hat{\mathbf{v}} \in \tilde{\mathcal{E}}^h$, where the constants are the same as in Lemma 5.4.

Proof. The proof is analogous to [14, Corollary 3.2]. \square

Based on the above properties, the optimality of the auxiliary space preconditioners, in a fine-scale setting, can be established. Consider first the “fictitious space preconditioner”, for A ,

$$(5.12) \quad \hat{B}^{-1} = \Pi_{h,e} \mathcal{B}_{ee}^{-1} \Pi_{h,e}^T,$$

where \mathcal{B}_{ee} is a symmetric preconditioner for \mathcal{A}_{ee} ; cf. [18, 24, 22].

Theorem 5.6 (spectral equivalence). *Assume that \mathcal{B}_{ee} is a spectrally equivalent preconditioner for \mathcal{A}_{ee} , in the sense that there exist positive constants α and β , such that*

$$(5.13) \quad \alpha^{-1} \hat{\mathbf{v}}^T \mathcal{A}_{ee} \hat{\mathbf{v}} \leq \hat{\mathbf{v}}^T \mathcal{B}_{ee} \hat{\mathbf{v}} \leq \beta \hat{\mathbf{v}}^T \mathcal{A}_{ee} \hat{\mathbf{v}}, \quad \forall \hat{\mathbf{v}} \in \tilde{\mathcal{E}}^h.$$

Then, \hat{B} in (5.12) is spectrally equivalent to A in (2.4).

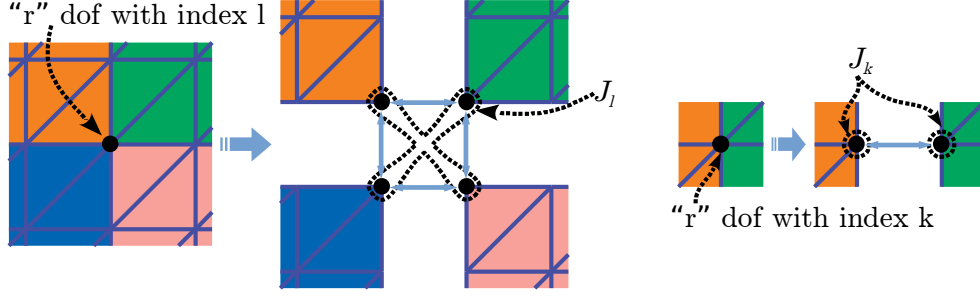


FIGURE 4. An illustration of the sets of edofs, associated with an “ r ” dof, and the connectivity between “ s ” edofs, used in the proof of Lemma 5.4.

Proof. Similar to [14, Theorem 3.4], (5.13), (5.8), and (5.7) imply $\mathbf{v}^T \hat{B} \mathbf{v} \leq \beta \mathbf{v}^T A \mathbf{v}$, for all $\mathbf{v} \in \mathcal{U}^h$. Conversely, (5.13) and Corollary 5.5 provide $\mathbf{v}^T A \mathbf{v} \leq 2\alpha(1 + 2\chi^2 \Lambda K) \mathbf{v}^T \hat{B} \mathbf{v}$, for all $\mathbf{v} \in \mathcal{U}^h$. \square

As in [14], it is not difficult to see that the addition of a smoother in (5.5) does not violate the spectral equivalence in Theorem 5.6.

Corollary 5.7 (spectral equivalence). *Let the smoother M satisfy the property that $M + M^T - A$ is SPD. In the fine-scale setting, i.e., $\Pi_{H,e} = \Pi_{h,e}$, the preconditioners in (5.5) are spectrally equivalent to A . This also holds, when \mathcal{A}_{ee}^{-1} is replaced by \mathcal{B}_{ee}^{-1} , satisfying (5.13), in (5.5).*

There is a couple of additional assumptions on the smoother, M , in [22, Theorem 7.18]. However, they are not necessary in Corollary 5.7, due to the exactness of the approximation (5.7). Only the basic property of A -convergence (convergence in the norm induced by A) of the iteration with M (i.e., $M + M^T - A$ being SPD) is assumed. Nevertheless, when a coarse auxiliary space, $\tilde{\mathcal{E}}^H$, is utilized, smoothing is necessary.

Convergence and coefficient dependence. A short formal discussion, addressing the dependence of the constant $K > 0$ in (5.10) on the coefficient κ in (2.1) (cf. Remark 5.3), is in order now. Such dependence is determined by the properties of the trace space \mathcal{F}^H . Some intuitive abuse of notation is utilized, which should not lead to confusion. Denote by $\|\cdot\|_a = \sqrt{a(\cdot, \cdot)}$ the norm induced by the bilinear form $a(\cdot, \cdot)$ in (2.3). Consider (2.3) with an analytic solution u and a finite element approximation $\mathbf{u} \in \mathcal{U}^h$, obtained via solving (2.4), i.e., $\mathbf{u} = A^{-1} \mathbf{f}$, which is the a -orthogonal projection of u onto \mathcal{U}^h . Similarly, a finite element approximation $\tilde{\mathbf{u}} \in \tilde{\mathcal{E}}^h$, such that $\tilde{\mathbf{u}} = \mathcal{A}_{ee}^{-1} \Pi_{h,e}^T \mathbf{f}$, is obtained via solving a problem of the type (5.2). Standard interpolation bounds [8], the embedding $\mathcal{U}^h \hookrightarrow \tilde{\mathcal{E}}^h$ (via the injection operator $\mathcal{I}_{h,e}$), the properties of the mortar approach as a nonconforming discretization method [15], and the continuity of $\Pi_{h,e}$ in Corollary 5.5 imply an estimate, for some independent of h (but possibly dependent on K) constant $C > 0$,

$$\|u - \mathbf{u}\|_a \leq \|u - \Pi_{h,e} \tilde{\mathbf{u}}\|_a \leq Ch^{s-1} \|u\|_s,$$

where $\|\cdot\|_s$, for a real $s > 1$, is an appropriate Sobolev-type norm. The particular value of s depends on the smoothness of the solution u , the finite element spaces, and

the properties of the formulations. Results of this kind, although in a bit different setting, are shown in [15], for $s = 2$. Thus, $\|\Pi_{h,e}\mathcal{A}_{ee}^{-1}\Pi_{h,e}^T\mathbf{f} - A^{-1}\mathbf{f}\|_a \rightarrow 0$ as $h \rightarrow 0$ and, accordingly, $\mathbf{f}^T\Pi_{h,e}\mathcal{A}_{ee}^{-1}\Pi_{h,e}^T\mathbf{f} / \mathbf{f}^T A^{-1}\mathbf{f} \rightarrow 1$ as $h \rightarrow 0$. This convergence is uniform in \mathbf{f} , whenever s can be bounded away from 1. This is usually the case under standard regularity lifting properties associated with the solution of problems like (2.3). Consequently, as observed in the numerical results in Section 7, the mortar-based preconditioner improves in quality as $h \rightarrow 0$. In short, when the reformulation itself provides a convergent discretization, which is usually the case with mortar-type methods, the obtained preconditioner improves in quality as the discretization is refined. Therefore, the mortar-based approach, studied here, can be used to derive preconditioning strategies, where the coefficient dependence is remedied on sufficiently fine meshes.

6. STATIC CONDENSATION

The idea here is to build a (block) preconditioner for \mathcal{A} , in (3.2), by eliminating all Edofs and Lagrangian multipliers, involving only local work, in \mathcal{A} and preconditioning the resulting Schur complement, expressed only on the Bdofs. This procedure is referred to as *static condensation*, since it involves “condensing” the formulation on the interfaces. Moreover, it maintains the optimality, established in Section 5 in a fine-scale setting, of the auxiliary space preconditioners.

Owing to the observations in Lemma 3.1, (3.4), and Corollary 3.4, the Edofs and Lagrangian multipliers can be eliminated from \mathcal{A} to obtain a “condensed” formulation on \mathcal{F}^H alone. Indeed, using the Schur complements in (3.4), consider the block factorization

$$\mathcal{A}_T = \left[\begin{array}{c|c} \left[\begin{array}{cc} \mathcal{A}_{T,ee} & C_T^T \\ C_T & \end{array} \right] & \left[\begin{array}{c} O \\ \Sigma_T \end{array} \right] \\ \hline \left[\begin{array}{cc} O & -X_T^T \end{array} \right] & I \end{array} \right] \left[\begin{array}{c|c} \left[\begin{array}{cc} I & \\ & I \end{array} \right] & \left[\begin{array}{c} \mathcal{A}_{T,ee} & C_T^T \\ C_T & \end{array} \right]^{-1} \left[\begin{array}{c} O \\ -X_T \end{array} \right] \\ \hline O & I \end{array} \right].$$

Let S be an SPD preconditioner for the global Schur complement Σ . Since Σ is an SPD matrix, which can be assembled from local SPSD matrices Σ_T (Corollary 3.4), AMG methods are natural candidates for obtaining S . Consequently, the following symmetric, generally indefinite, preconditioner for \mathcal{A} is obtained:

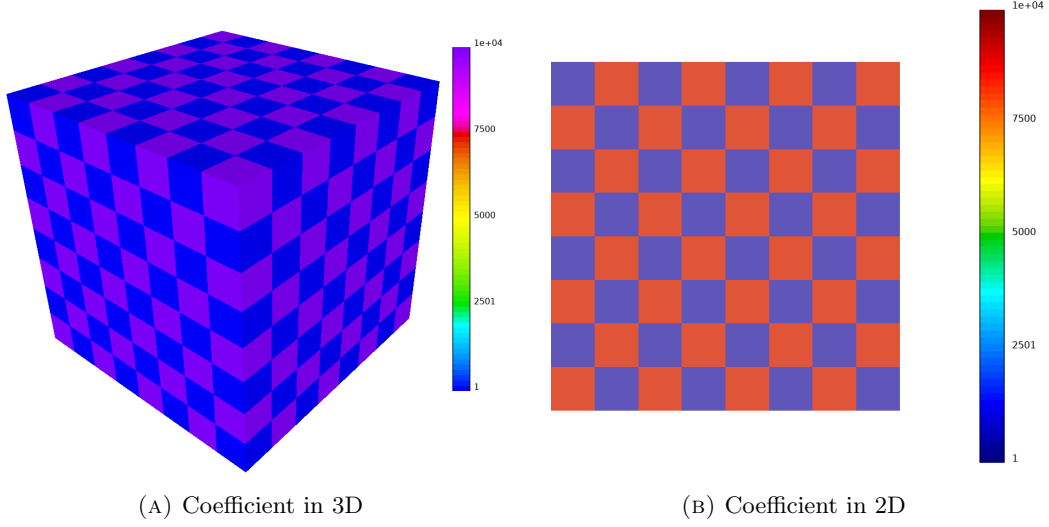
$$(6.1) \quad \mathcal{B}_{\text{sc}}^{-1} = \left[\begin{array}{c|c} \left[\begin{array}{cc} I & \\ & I \end{array} \right] & - \left[\begin{array}{cc} \mathcal{A}_{ee} & C^T \\ C & \end{array} \right]^{-1} \left[\begin{array}{c} O \\ -X \end{array} \right] \\ \hline O & I \end{array} \right] \left[\begin{array}{c|c} \left[\begin{array}{cc} \mathcal{A}_{ee} & C^T \\ C & \end{array} \right]^{-1} & \left[\begin{array}{c} O \\ -X \end{array} \right] \\ \hline -S^{-1}[O, -X^T]\mathfrak{A}^{-1} & S^{-1} \end{array} \right],$$

where \mathfrak{A} is defined in (3.3). The preconditioner \mathcal{B}_{sc} is to be utilized within the auxiliary space preconditioners in (4.3) and (4.4). Applying the action of $\mathcal{B}_{\text{sc}}^{-1}$ involves invoking S^{-1} once and twice \mathfrak{A}^{-1} , computable via local, on all $T \in \mathcal{T}^H$, operations. Owing to [5, formula (3.8)], it is easy to see that $\Pi_H \mathcal{B}_{\text{sc}}^{-1} \Pi_H^T$ is SPSD, providing the following result.

Proposition 6.1. *The preconditioners B_{add}^{-1} , in (4.3), and B_{mult}^{-1} , in (4.4), with $\mathcal{B} = \mathcal{B}_{\text{sc}}$ are SPD.*

Based on the general analysis of Section 5, it is now demonstrated the optimality, in the fine-scale setting, of the preconditioner choice in (6.1), depending on the quality of preconditioning the Schur complement.

Theorem 6.2 (spectral equivalence). *Let the smoother M satisfy the property that $M + M^T - A$ is SPD and consider the fine-scale setting, i.e., $\mathcal{E}^H = \mathcal{E}^h$ and $\Pi_H = \Pi_h$.*

FIGURE 5. The coefficient κ in (2.1).

If S is spectrally equivalent to Σ , then the preconditioners in (4.3) and (4.4), with $\mathcal{B} = \mathcal{B}_{\text{sc}}$, are spectrally equivalent to A .

Proof. In view of the considerations in Section 5, leading to (5.5), the operator $\mathcal{A}_{ee}^{-1}: \mathcal{E}^h \mapsto \tilde{\mathcal{E}}^h$, defined via the minimization (5.2) or the corresponding weak form (5.4), satisfies $\mathcal{A}_{ee}^{-1} = [I, O, O] \mathcal{A}^{-1} [I, O, O]^T$, where I is the identity on \mathcal{E}^h . Expressing \mathcal{A}^{-1} similarly to (6.1) (by replacing S with Σ), provides

$$\mathcal{A}_{ee}^{-1} = [I, O] (\mathfrak{A}^{-1} + \mathfrak{A}^{-1} [O, -X^T]^T \Sigma^{-1} [O, -X^T] \mathfrak{A}^{-1}) [I, O]^T.$$

Define also $\mathcal{B}_{\text{sc},ee}^{-1}: \mathcal{E}^h \mapsto \tilde{\mathcal{E}}^h$ as $\mathcal{B}_{\text{sc},ee}^{-1} = [I, O, O] \mathcal{B}_{\text{sc}}^{-1} [I, O, O]^T$. Hence, due to (6.1),

$$\mathcal{B}_{\text{sc},ee}^{-1} = [I, O] (\mathfrak{A}^{-1} + \mathfrak{A}^{-1} [O, -X^T]^T S^{-1} [O, -X^T] \mathfrak{A}^{-1}) [I, O]^T.$$

Now, let $\gamma \hat{\mathbf{v}}_b^T \Sigma^{-1} \hat{\mathbf{v}}_b \leq \hat{\mathbf{v}}_b^T S^{-1} \hat{\mathbf{v}}_b \leq \delta \hat{\mathbf{v}}_b^T \Sigma^{-1} \hat{\mathbf{v}}_b$, for some positive constants γ and δ , and all $\hat{\mathbf{v}}_b \in \mathcal{F}^H$. Then, it is easy to see that $\min\{1, \gamma\} \hat{\mathbf{v}}^T \mathcal{A}_{ee}^{-1} \hat{\mathbf{v}} \leq \hat{\mathbf{v}}^T \mathcal{B}_{\text{sc},ee}^{-1} \hat{\mathbf{v}} \leq \max\{1, \delta\} \hat{\mathbf{v}}^T \mathcal{A}_{ee}^{-1} \hat{\mathbf{v}}$, for all $\hat{\mathbf{v}} \in \tilde{\mathcal{E}}^h$ (actually, for all $\hat{\mathbf{v}} \in \mathcal{E}^h$). Thus, Theorem 5.6 implies that the ‘‘fictitious space preconditioner’’ $\Pi_h \mathcal{B}_{\text{sc}}^{-1} \Pi_h^T = \Pi_{h,e} \mathcal{B}_{\text{sc},ee}^{-1} \Pi_{h,e}^T$ is spectrally equivalent to A and the respective result for the preconditioners in (4.3) and (4.4) is due to Corollary 5.7. \square

Remark 6.3. Notice that the proofs in this paper are algebraic in nature and the particular form of the model problem (2.1), or (2.3), and its properties (particularly, that it is an elliptic PDE) are not utilized. Thus, the mortar reformulation is applicable and its properties are maintained for quite general SPD systems (i.e., convex quadratic minimization problems) that can be associated with appropriate local SPSP versions, as long as the interface space \mathcal{F}^H is selected appropriately to avoid over-constraining the problem (important for Lemma 3.1 and the sensibility of the formulation) and to provide a trace ‘‘approximation property’’ like (5.10) (important for Lemma 5.4 and the quality of the auxiliary space preconditioners).

7. NUMERICAL EXAMPLES

This section is devoted to numerical results, showing two test cases: using low and high polynomial order finite element spaces. The test setting is discussed first.

7.1. Test setting. Consider (2.1) with $f \equiv 1$ and κ – the coefficients with jumps in Figs. 5a and 5b. Here, \mathcal{T}^h and \mathcal{T}^H , for the mortar reformulation, are regular and of the kind shown in Figs. 1a and 1b. Note that the ELEMENTS in Figs. 1a and 1b get accordingly refined as the mesh is refined, i.e., refining \mathcal{T}^h leads to a respective refinement of \mathcal{T}^H . Nevertheless, the coefficients in Figs. 5a and 5b remain unchanged with respect to mesh refinement.

Multigrid methods are invoked for solving (or preconditioning) the mortar problem, in the auxiliary space preconditioners of Section 4, via employing static condensation, as described in Section 6, and solving (or preconditioning) the respective reduced (Schur complement) problem. A particular multigrid solver, employed here, is the spectral AMGe method described in [14, Section 5], as implemented in the SAAMGE library[2], taking advantage of the ELEMENT-by-ELEMENT assembly property of the modified mortar formulation. Any further agglomeration, required by the AMGe method, is constructed by invoking METIS[1]. Note that AMGe applied to the mortar form, generates a hierarchy of meshes (cf. Section 2.1), a respective hierarchy of nonconforming spaces (cf. Section 2.2) on the meshes, and a respective hierarchy of mortar formulations (cf. Section 3), condensed or not, on the spaces.

Having in mind that only the condensed mortar form is presently employed, a few measures of operator complexity (OC), representing relative sparsity in the obtained operator hierarchies, are reported. Namely, the OC of the condensed mortar reformulation:

$$\text{OC}_m = 1 + \text{NNZ}(\Sigma) / \text{NNZ}(A),$$

where Σ is the one in (3.4); the OC of the “auxiliary” multigrid hierarchy, relative to the condensed mortar matrix:

$$\text{OC}_{\text{aux}} = 1 + \sum_{l=1}^{n_\ell} \text{NNZ}(\Sigma^l) / \text{NNZ}(\Sigma);$$

and the total OC, relative to the matrix A in (2.4):

$$\text{OC}_{\text{orig}} = 1 + \left(\Sigma + \sum_{l=1}^{n_\ell} \text{NNZ}(\Sigma^l) \right) / \text{NNZ}(A) = 1 + \text{OC}_{\text{aux}} \times (\text{OC}_m - 1).$$

Here, NNZ denotes the number of nonzero entries in the sparsity pattern of a matrix, n_ℓ is the number of levels (excluding the finest one) in the “auxiliary” multigrid hierarchy. The matrices Σ^l , for $l \geq 1$, represent the coarse versions of Σ in the multigrid solver hierarchy for the condensed mortar problem. Recall that dofs are associated with \mathcal{U}^h and the matrix A in (2.4), whereas Bdofs are related to \mathcal{F}^H and the matrix Σ in (3.4).

In all cases, the preconditioned conjugate gradient (PCG) method and the respective multiplicative auxiliary space preconditioner B_{mult}^{-1} in (4.4), with $\mathcal{B}^{-1} = \mathcal{B}_{\text{sc}}^{-1}$ in (6.1), are applied for solving the linear system (2.4) and the number of iterations, n_{it} , is reported. The relative tolerance is 10^{-8} and the measure in the stopping criterion is $\mathbf{r}^T B_{\text{mult}}^{-1} \mathbf{r}$, for a current residual \mathbf{r} . The smoother in the end of Section 4 is employed. Notice that the problem is reduced to the choice of S^{-1} as an approximate inverse of the respective Σ , in Section 6, to completely obtain the action of $\mathcal{B}_{\text{sc}}^{-1}$.

In all tests, a fine-scale $\mathcal{E}^H = \mathcal{E}^h$ is used, while \mathcal{F}^H is selected as a piecewise polynomial space of a lower order. Note that \mathcal{F}^H is defined piecewise on the (coarse-scale) FACES, *not* on the (fine-scale) faces constituting a FACE. That is, e.g., if piecewise constants are used there is a single constant basis function associated

Refs	# dofs	# Bdofs	OC _m	n _{it}	Refs	n _ℓ + 1	OC _{aux}	OC _{orig}	n _{it}
0	4913	1344	1.400	20	0	3	1.520	1.608	23
1	35937	11520	1.487	28	1	5	1.776	1.866	18
2	274625	95232	1.536	24	2	6	1.814	1.973	25
3	2146689	774144	1.562	22	3	7	1.726	1.970	20
4	16974593	6242304	1.576	20	4	8	1.631	1.939	28
5	135005697	50135040	1.582	18	5	9	1.587	1.925	31

(A) \mathcal{B}_{sc}^{-1} with $S^{-1} = \Sigma^{-1}$ (B) \mathcal{B}_{sc}^{-1} with fixed two PCG iterations, preconditioned by an AMGe V-cycle, as S^{-1}

TABLE 1. Low order test results. The preconditioner \mathcal{B}_{sc}^{-1} , in (6.1), is used, requiring an (approximate) inverse, S^{-1} , of the respective Σ . Here, either $S^{-1} = \Sigma^{-1}$ or S^{-1} is obtained invoking a fixed number of conjugate gradient iterations preconditioned by a multigrid V-cycle.

with each FACE F , *not* multiple basis functions that would correspond to piecewise constants on the faces constituting F .

7.2. Low order discretization. A 3D mesh (of the type shown in Fig. 1a) is sequentially refined and spaces, \mathcal{U}^h , of piecewise linear finite elements are constructed. The nonconforming formulation (Section 3) uses the following spaces: piecewise linear $\mathcal{E}^H = \mathcal{E}^h$ in the ELEMENTS and piecewise constant \mathcal{F}^H on the FACES. Static condensation (Section 6) is relatively cheap in this case, involving the elimination of only a few edofs and Lagrangian multipliers per ELEMENT. The smoother in (4.5) is used throughout with $\nu = 4$ for the auxiliary space preconditioner (4.4). Also, when an AMGe hierarchy ([14, Section 5]) is constructed, a single (smallest) eigenvector is taken from all local eigenvalue problems on all levels and (4.5) is invoked with $\nu = 2$ as relaxation in the multigrid V-cycle.

First, \mathcal{B}_{sc} in (6.1) is employed with an (almost) exact inversion of the respective Schur complement Σ (i.e., $S^{-1} = \Sigma^{-1}$), resulting in $\mathcal{B}^{-1} = \mathcal{B}_{sc}^{-1} = \mathcal{A}^{-1}$ in the auxiliary space preconditioner of (4.4). Results are shown in Table 1a. It is interesting to observe that, as discussed in the end of Section 5, the quality of the preconditioner improves as the mesh is refined. Table 1b shows results when S^{-1} is implemented via a fixed number of PCG iterations, preconditioned by a single V-cycle of AMGe. Notice that, since the quality of approximation by the mortar method on coarser meshes is lower, initially solving the mortar problem exactly is not beneficial and the approximate inverse actually provides better results, but this is reversed as the mesh is refined and the respective mortar formulation starts producing higher quality approximations.

7.3. High order discretization. The available implementation is currently not matrix-free, therefore results in 2D are demonstrated using a fixed mesh of the type shown in Fig. 1b and increasing the polynomial order. The smoother in (4.5) is used throughout with $\nu = 4$ for the auxiliary space preconditioner (4.4), while (4.5) is invoked with $\nu = 2$ as relaxation in the multigrid V-cycle of the AMGe method ([14, Section 5]). Since no mesh refinement is performed, no additional agglomeration is invoked for the AMGe hierarchy. That is, the ELEMENTS for the mortar reformulation are maintained throughout the hierarchy and only the basis

\mathcal{U}^h and $\mathcal{E}^H = \mathcal{E}^h$ order	\mathcal{F}^H order	# dofs	# Bdofs	OC _m	n_{it}
2	1	16641	3968	1.364	15
3	2	37249	5952	1.193	17
4	3	66049	7936	1.140	21
5	4	103041	9920	1.106	23
6	4	148225	9920	1.058	26

(A) \mathcal{B}_{sc}^{-1} with $S^{-1} = \Sigma^{-1}$

\mathcal{U}^h and $\mathcal{E}^H = \mathcal{E}^h$ order	\mathcal{F}^H order	$n_\ell + 1$	OC _{aux}	OC _{orig}	n_{it}
2	1	2	1.250	1.455	17
3	2	2	1.111	1.215	21
4	3	4	1.710	1.240	26
5	4	4	1.178	1.125	31
6	4	5	1.495	1.087	31

(B) \mathcal{B}_{sc}^{-1} with three AMGe V-cycles as S^{-1}

TABLE 2. High order test results. The preconditioner \mathcal{B}_{sc}^{-1} , in (6.1), is used, requiring an (approximate) inverse, S^{-1} , of the respective Σ .

functions are reduced during the construction of the AMGe solver hierarchy. This is reminiscent of p -multigrid but in a spectral AMGe setting.

Results are shown in Table 2. Notice that even when utilizing the exact auxiliary space reformulation (the case of $\mathcal{B}_{sc}^{-1} = \mathcal{A}^{-1}$) the number of iterations slightly increases. The quality of the preconditioner is dependent on the choice of the space \mathcal{F}^H . While the method admits considerable flexibility in selecting \mathcal{F}^H , the tests here utilize simple polynomial spaces, which, as explained above, are piecewise defined on the (coarse-scale) FACES, whereas \mathcal{E}^h is of piecewise polynomials on fine-scale entities. Therefore, as the polynomial order is increased \mathcal{F}^H potentially provides relatively worse approximations of the traces of functions in \mathcal{E}^h . This can be remedied by selecting richer spaces for \mathcal{F}^H . Nevertheless, even the simple choices here provide good results.

8. CONCLUSIONS

In this paper, we have proposed and studied a modified version of a mortar finite element discretization method by forming an additional finite element space of discontinuous functions on the interfaces between (agglomerate) elements, or subdomains, utilized for coupling local bilinear forms via equality constraints on the interfaces. This modification allows for the agglomerate-by-agglomerate, or subdomain-by-subdomain, assembly. Then, the resulting modified mortar formulation and a respective reduced (Schur complement) version, obtained via static condensation on the interfaces, in combination with polynomial smoothers, are used for the construction of auxiliary space preconditioners. They are analyzed and their proven mesh-independent spectral equivalence is demonstrated in numerical results for 2D and 3D second order scalar elliptic PDEs, including the applicability for high order finite element discretizations. The local structure of the modified condensed mortar bilinear form, providing an agglomerate-by-agglomerate assembly property, is further useful in the obtainment of element-based algebraic multigrid (AMGe), utilized to approximate the inverse of the Schur complement in the auxiliary space preconditioners that involve static condensation. A possible practical extension of

this work is the application of the proposed auxiliary space preconditioners in the setting of “matrix-free” solvers for high order finite element discretizations in combination with AMGe coarse solves and polynomial smoothers, as the one outlined in the end of Section 4. Also, considering a variety of different choices for the interface space \mathcal{F}^H can lead to broader applicability of the mortar reformulation and improve its robustness in general settings.

REFERENCES

- [1] METIS: Graph Partitioning and Fill-reducing Matrix Ordering. URL: <http://glaros.dtc.umn.edu/gkhome/views/metis>.
- [2] SAAMGE: Smoothed Aggregation Element-based Algebraic Multigrid Hierarchies and Solvers. URL: <http://github.com/LLNL/saamge>.
- [3] A Baker, R Falgout, T Kolev, and U Yang. Multigrid Smoothers for Ultraparallel Computing. *SIAM J. Sci. Comput.*, 33(5):2864–2887, 2011. doi:10.1137/100798806.
- [4] Faker Ben Belgacem. The Mortar finite element method with Lagrange multipliers. *Numer. Math.*, 84(2):173–197, dec 1999. doi:10.1007/s002110050468.
- [5] Michele Benzi, Gene H. Golub, and Jörg Liesen. Numerical solution of saddle point problems. *Acta Numer.*, 14:1–137, may 2005. URL: http://www.journals.cambridge.org/abstract_S0962492904000212, doi:10.1017/S0962492904000212.
- [6] C Bernardi, Y Maday, and A T Patera. *Domain Decomposition by the Mortar Element Method*, volume 384 of *NATO ASI Series C: Mathematical and Physical Sciences*, pages 269–286. Springer, Dordrecht, 1993. doi:10.1007/978-94-011-1810-1_17.
- [7] Christine Bernardi, Yvon Maday, and Francesca Rapetti. Basics and some applications of the mortar element method. *GAMM-Mitteilungen*, 28(2):97–123, 2005. URL: <https://onlinelibrary.wiley.com/doi/abs/10.1002/gamm.201490020>, doi:10.1002/gamm.201490020.
- [8] Susanne C Brenner and L Ridgway Scott. *The Mathematical Theory of Finite Element Methods*, volume 15 of *Texts in Applied Mathematics*. Springer, New York, 3rd edition, 2008.
- [9] Marian Brezina, Petr Vaněk, and Panayot S Vassilevski. An improved convergence analysis of smoothed aggregation algebraic multigrid. *Numer. Linear Algebr. with Appl.*, 19(3):441–469, 2012. URL: <https://onlinelibrary.wiley.com/doi/abs/10.1002/nla.775>, doi:10.1002/nla.775.
- [10] Marian Brezina and Panayot S Vassilevski. Smoothed Aggregation Spectral Element Agglomeration AMG: SA- ρ AMGe. In Ivan Lirkov, Svetozar Margenov, and Jerzy Waśniewski, editors, *Large-Scale Sci. Comput.*, pages 3–15, Berlin, Heidelberg, 2012. Springer Berlin Heidelberg.
- [11] T Chartier, R Falgout, V Henson, J Jones, T Manteuffel, S McCormick, J Ruge, and P Vassilevski. Spectral AMGe (ρ AMGe). *SIAM J. Sci. Comput.*, 25(1):1–26, 2003. doi:10.1137/S106482750139892X.
- [12] Timothy Chartier, Robert Falgout, Van Emden Henson, Jim E Jones, Tom A Manteuffel, John W Ruge, Steve F McCormick, and Panayot S Vassilevski. Spectral Element Agglomerate AMGe. In Olof B Widlund and David E Keyes, editors, *Domain Decompos. Methods Sci. Eng. XVI*, pages 513–521, Berlin, Heidelberg, 2007. Springer Berlin Heidelberg.
- [13] Delyan Kalchev. Adaptive Algebraic Multigrid for Finite Element Elliptic Equations with Random Coefficients. Technical report, LLNL-TR-553254, Lawrence Livermore National Laboratory, Livermore, CA, 2012. URL: <https://e-reports-ext.llnl.gov/pdf/594392.pdf>.
- [14] Delyan Z. Kalchev and Panayot S. Vassilevski. Auxiliary space preconditioning of finite element equations using a nonconforming interior penalty reformulation and static condensation, 2019. arXiv:1910.06986.
- [15] C Kim, R Lazarov, J Pasciak, and P Vassilevski. Multiplier Spaces for the Mortar Finite Element Method in Three Dimensions. *SIAM J. Numer. Anal.*, 39(2):519–538, 2001. doi:10.1137/S0036142900367065.
- [16] Johannes K Kraus, Panayot S Vassilevski, and Ludmil T Zikatanov. Polynomial of best uniform approximation to $1/x$ and smoothing in two-level methods. *Comput. Methods Appl. Math.*, 12(4):448–468, 2012. doi:10.2478/cmam-2012-0026.
- [17] Ilya Lashuk and Panayot S Vassilevski. On some versions of the element agglomeration AMGe method. *Numer. Linear Algebr. with Appl.*, 15(7):595–620, 2008. URL: <https://onlinelibrary.wiley.com/doi/abs/10.1002/nla.585>, doi:10.1002/nla.585.

- [18] Sergey Nepomnyaschikh. Domain Decomposition Methods. In Johannes Kraus and Ulrich Langer, editors, *Lect. Adv. Comput. Methods Mech.*, volume 1 of *Radon Series on Computational and Applied Mathematics*, pages 89–159. Walter de Gruyter, Berlin, 2007.
- [19] Andrea Toselli and Olof Widlund. *Domain Decomposition Methods – Algorithms and Theory*, volume 34 of *Springer Series in Computational Mathematics*. Springer, Berlin, Heidelberg, 2005.
- [20] P Vanek, M Brezina, and R Tezaur. Two-grid Method for Linear Elasticity on Unstructured Meshes. *SIAM J. Sci. Comput.*, 21(3):900–923, 1999. doi:10.1137/S1064827596297112.
- [21] Panayot S Vassilevski. Sparse matrix element topology with application to AMG(e) and preconditioning. *Numer. Linear Algebr. with Appl.*, 9(6-7):429–444, 2002. URL: <https://onlinelibrary.wiley.com/doi/abs/10.1002/nla.300>, doi:10.1002/nla.300.
- [22] Panayot S Vassilevski. *Multilevel Block Factorization Preconditioners: Matrix-based Analysis and Algorithms for Solving Finite Element Equations*. Springer, New York, 2008.
- [23] Barbara I Wohlmuth. *Discretization Methods and Iterative Solvers Based on Domain Decomposition*, volume 17 of *Lecture Notes in Computational Science and Engineering*. Springer, Berlin, Heidelberg, 2001.
- [24] J Xu. The auxiliary space method and optimal multigrid preconditioning techniques for unstructured grids. *Computing*, 56(3):215–235, sep 1996. doi:10.1007/BF02238513.

CENTER FOR APPLIED SCIENTIFIC COMPUTING, LAWRENCE LIVERMORE NATIONAL LABORATORY, P.O. BOX 808, L-561, LIVERMORE, CA 94551, USA.

E-mail address: `kalchev1@llnl.gov`

DEPARTMENT OF MATHEMATICS AND STATISTICS, PORTLAND STATE UNIVERSITY, PORTLAND, OR 97207, USA, AND CENTER FOR APPLIED SCIENTIFIC COMPUTING, LAWRENCE LIVERMORE NATIONAL LABORATORY, P.O. BOX 808, L-561, LIVERMORE, CA 94551, USA.

E-mail address: `panayot@pdx.edu`, `vassilevski1@llnl.gov`