

HalluciNet-ing Spatiotemporal Representations Using 2D-CNN

Paritosh Parmar

Brendan Morris

University of Nevada, Las Vegas

parmap1@unlv.nevada.edu, brendan.morris@unlv.edu

Abstract

Spatiotemporal representations learnt using 3D convolutional neural networks (CNN's) are currently the state-of-the-art approaches for action related tasks. However, 3D-CNN's are notoriously known for being memory and compute resource intensive. 2D-CNN's, on the other hand, are much lighter on computing resource requirements, and are faster. However, 2D-CNN's performance on action related tasks is generally inferior to that of 3D-CNN's. Also, where as 3D-CNN's simultaneously attend to appearance and salient motion patterns, 2D-CNN's are known to take shortcuts and recognize actions just from attending to background, which is not very meaningful. Taking inspiration from the fact that we, humans, can intuit how the actors will act and objects will be manipulated through years of experience and general understanding of the "how the world works," we suggest a way to combine the best attributes of 2D- and 3D-CNN's – we propose to hallucinate spatiotemporal representations as computed by 3D-CNN's, using a 2D-CNN. We believe that requiring the 2D-CNN to "see" into the future, would encourage it gain deeper about actions, and how scenes evolve by providing a stronger supervisory signal. Hallucination task is treated rather as an auxiliary task, while the main task is any other action related task such as, action recognition. Thorough experimental evaluation shows that hallucination task indeed helps improve performance on action recognition, action quality assessment, and dynamic scene recognition. From practical standpoint, being able to hallucinate spatiotemporal representations without an actual 3D-CNN, would enable deployment in resource-constrained scenarios such as lower-end phones and edge devices, and/or with lower bandwidth. This translates to pervasion of Video Analytics Software as a Service (VA SaaS), for e.g., automated physiotherapy options for financially challenged demographic.

1. Introduction

Spatiotemporal representations are densely packed with information regarding the appearance and salient motion

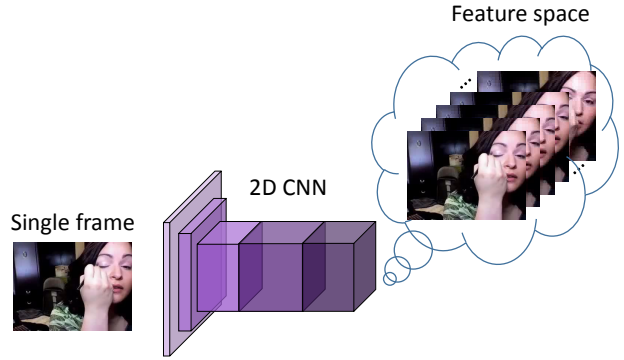


Figure 1. **Concept.** Instead of computing spatiotemporal representations using computationally expensive 3D-CNN's, we propose to approximate those using a 2D-CNN from a single still image. We hypothesize that this hallucination task offers a stronger supervision, which helps with action related tasks, while bringing down the computational and communication costs.

patterns occurring in the video clips, as illustrated in Fig. 2. Due to this representational power they are currently the best performing models on action related tasks like action recognition [42, 21, 14, 6], action quality assessment [31, 30], skills assessment [5], action detection [12]. This representation power comes at a cost of increased computational complexity [60, 50, 58, 13]. Hadidi *et al.* [13] recently conducted an exhaustive comparison of various CNN's from the perspective of computational cost. We have cited some of their findings in Table 1 to show how much costlier are 3D-CNN's than 2D-CNN's. For further analysis regarding deployment of CNN's on edge devices, we guide readers to the extensive study reported in [13]. Very high compute resource requirements leave 3D-CNN's unsuitable for deploying in resource-constrained scenarios.

2D-CNN's are generally used for learning and extracting spatial features pertaining to a single frame/image. As such, typical 2D-CNN's, by design do not take into account any motion information. Some of the works [48, 49, 33, 10] have addressed this by using optical flows. Optical flow fires at all pixels that have moved/changed (refer to Fig. 2). This means, optical flow will pick up cues from some ir-



Figure 2. **Visualization of C3D model**; illustration taken from [42] with permission. Notice that the model learns to capture appearance from few starting frame and salient motion the rest (every second row), unlike optical flow (every third row), which responds to all the moving pixels. All the moving pixels may not be of use, and attending to useless pixels might adversely affect performance on target task.

	3D-CNN (C3D)	2D-CNN (VGG)
FLOP/param	734	112
Time per inference (ms)	200	90

Table 1. **Computational cost of 3D-CNN’s vs 2D-CNN’s.**

relevant activity happening in the background as well. 3D-CNN, on other hand, will attend to salient motion patterns characteristic of an action class. As a matter of fact, 2D-CNN’s can also find *short cuts* to recognize actions, where instead of recognizing an action meaningfully from foreground, 2D-CNN would pick up enough cues from the background as reported in [20, 15]. These kinds of a short cuts might get the job done, but it is not very meaningful. However, 2D-CNN’s has the advantage of being computationally lightweight, which makes them suitable for deployment on edge devices.

In nutshell, 2D-CNN’s have the advantage of being computationally less expensive, while 3D-CNN’s extract spatiotemporal features that more representation power. In our work, we propose a way to combine the best of both worlds. Our inspiration comes from the observation that given an

image of a scene, humans can predict how the scene around them would evolve. They are able to do so because they have better general understanding of how other people are expected to behave and objects would move/manipulated. Building machines/computer vision systems with such capabilities has been a long standing goal. To this end, we propose to hallucinate spatiotemporal representations, as computed by a 3D-CNN, using a 2D-CNN and from a single still frame (see Fig. 1).

Conceptually, encouraging a 2D-CNN to predict spatiotemporal representations pertaining to 16 frames, from a single frame provides strong supervisory signal, which would help the 2D-CNN to gain deeper understanding of actions and how a given scene evolves with time.

Practically, predicting spatiotemporal representations, instead of actually computing, comes in handy in the following situations:

- **Resource-constrained scenarios:** many computer vision efforts in areas like automated physiotherapy, that are targeted for low-income groups, make use of 3D-CNN’s. It is more likely that low income demographic would have devices with low computational resources, which are not suitable to run 3D-CNN’s; in these cases, we can just hallucinate spatiotemporal representations.

- Limited and/or expensive bandwidth: VA SaaS is increasingly being employed. Bandwidth used for communicating between clients and cloud is usually limited and expensive. Using our method, we can hallucinate information pertaining to multiple frames (*e.g.*, 16 frames) from just one frame, which reduces the transmission load by 15 times).

We propose to use hallucination task as an auxiliary task along with the action related task such as, action recognition, action quality assessment, *etc.* Experimentally, we show that incorporating hallucination loss during training helps in following four cases: action recognition, fine-grained action recognition, action quality assessment, dynamic scene recognition.

2. Related Work

Our work sits close to predicting features, present or future, from same and different modalities, efficient/light-weight approaches, and knowledge distillation. We briefly visit works that are closest to ours, and compare and contrast our approach against those.

Predicting features: Wang *et al.* [51] treat actions as transformations from a precondition to the effect. Essentially, they propose to learn the CNN parameters and transformation matrices, such that the product of features of precondition (initial) frames and transformation matrix will produce the features corresponding to effect (future) frames.

Hoffman *et al.* [17] proposed to hallucinate depth modality using RGB modality, and showed that improvements over single modalities and simple fusion of modalities.

Vondrick *et al.* [44] propose to learn to predict future, in feature space. Their approach also allows for multi-modal predictions. Given the current video frame, they propose to predict the representation of a future frame. However, their future frame representation is computed using a 2D-CNN pretrained on dataset like ImageNet or Places, which belong to a non-human-action domain.

Capturing information in future frames: Many works like [56, 23, 48, 49, 33, 9, 47, 24, 44, 45, 2, 46] have focused on capturing information in multiple future frames.

While Vondrick *et al.* [45] propose a framework to generate future frames by disentangling foreground and background, Vondrick and Torralba [46] propose to disentangle low-level details and high-level semantics with the use of a transformer. Learning to generate future frames helps the network to learn useful representations that transfer well to other tasks like action recognition. However, our goal is not to predict pixel-perfect future, rather to make predictions at semantic level. Instead of generating future frames,

a few works like [48, 49, 33, 10] focus on learning to predict optical flow (very short term motion information) from static images. Gao *et al.* [10] propose better optical flow encoding method than previous works [48, 49, 33]. Their approach, by design, requires to use an encoder, and a decoder. Our approach on the other hand, does not require a decoder, which helps in reducing the computational load on resource-constrained edge devices. Moreover, our approach learns to hallucinate spatiotemporal representations corresponding to a stack of 16 frames, as compared to motion information in two consecutive frames like [48, 49, 33, 10]. As can be seen in Fig. 2, optical flow attends to all kind of motion, even irrelevant background motion, while spatiotemporal representations only attend to action relevant salient motion patterns. Through experiments, we confirm the benefits of hallucinating and using spatiotemporal representations over optical flow prediction. Bilen *et al.* [2] introduce a novel, compact representation of videos, called ‘dynamic image’. Dynamic images can be thought of as a summary of videos in a single image. Computing a dynamic image requires to all the corresponding frames, where as in our case, hallucinating requires to process just a single image.

Efficient spatiotemporal feature computation: Numerous works have developed approaches to make video processing more efficient, either through using less evidence [59, 1, 3, 39] or through more efficient processing [40, 43, 35, 60, 52, 50, 27, 28].

TSD [59] distills a long video sequence into a very short one, and is aimed for VA SaaS scenarios where bandwidth is limited or expensive. Bhardwaj *et al.* [1] propose to learn a student recurrent neural network that can classify a video using fewer frames. Our goal is hallucinate 3D-CNN representations using a 2D-CNN from a single frame. We also discuss our intuition that stronger supervision can be artificially provided without any manual annotation efforts using our hallucination loss. [3, 39] focus on predicting optical flow stream features using raw RGB image stream. While their method can rid of optical flow stream, their method still processes all the frames for/through RGB stream. Our approach enjoys the benefits of processing fewer frames, reduced computation load, and receiving stronger supervision.

3D convolutions can be factorized into 2D convolutions (spatial convolutions) followed by 1D convolutions (along the temporal dimension). This concept has been studied in numerous works [40, 43, 35, 60, 52] and better designs have been developed that take advantage of this factorization. 3D-CNN’s inherently have larger number of trainable parameters than their 2D counterparts, because of which 3D-CNN’s might be prone to overfitting [60]. To address this, [60] proposed to use 2D convolutions along with 3D con-

volutions. Tran *et al.* [43] explore many 3D-CNN variants and observe that by replacing 3D convolutions with (2+1)D convolutions, more non-linearities can be made available in the CNN, which may allow to learn more complex functions. Xie *et al.* [52] found that 3D convolutions in bottom layers might be redundant, and may be replaced with 2D convolutions followed by 3D convolutions in the top layers for better temporal reasoning. Following this design, they obtained better results with lesser complexity.

Lee *et al.* [27] introduce MFNet, in which spatiotemporal information is extracted from feature maps from consecutive appearance blocks and used along with appearance information. This reduces the computational cost in comparison to two-stream approaches like [36]. In a concurrent work, Lin *et al.* [28] introduce a novel Temporal Shift Module (TSM) to allow information exchange among consecutive frames just by shifting channel, which gives strong temporal modeling ability with no additional computational cost.

While these works aim to address either using less visual evidence or more efficient, our solution to hallucinate spatiotemporal representations using a 2D-CNN from a single image aims to solve both the problems, and provides stronger supervision.

3. Best of Both Worlds

Let’s consider the visualization [57] of C3D model [42] shown in Fig. 2, particularly, the instance of gymnast on a balance beam, to understand what a 3D-CNN actually learns to capture. We notice that C3D fires at pixels belonging to the body of the gymnast, and captures the cartwheel done by the athlete over the span of 16 frames.

What would happen if a 2D-CNN was asked to hallucinate C3D features pertaining to 16 frames, just from looking at the single, *i.e.*, the starting frame? In order to complete the hallucination task, 2D-CNN, for *e.g.*, will have to:

- learn to identify that there’s an actor in the scene and localize them
- spatially segment the actors and objects
- identify event going on is a balance beam gymnastic event, the actor is a gymnast
- identify that gymnast is on her way to attempt a cartwheel
- predict how she would be moving while attempting the cartwheel
- approximate the position gymnast would be in after 16 frames, *etc.*

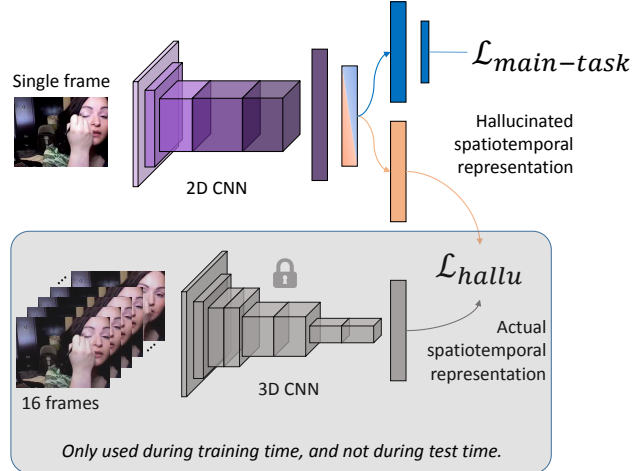


Figure 3. **Approach.** Teacher network is a 3D-CNN (*e.g.*, C3D [42]), which computes spatiotemporal representation from 16-frames clips, while student network is a 2D-CNN (*e.g.*, AlexNet [25]). Student network is a multitask network, which is jointly optimized for action recognition, and to hallucinate spatiotemporal representation (computed by teacher network) from a single frame.

Here we have just discussed a case of the action class *balance-beam*, but readers can imagine the same for other classes. This is a lot of semantic details to be predicted from a single frame. In typical action recognition task, the network would have been provided with just the action class label, which may be considered as a weak supervision signal. Incorporating hallucination task during training, would be equivalent of artificially providing with dense labels, a much **stronger supervisory signal**. Joint actor-action segmentation datasets [54] aim to provide such detailed annotations; actor-action segmentation is an actively pursued research direction [18, 11, 55, 19, 53]. However, following our proposition, we can get detailed supervision of a similar flavor (not exactly same) for free, which saves tremendous annotation efforts. Hallucination loss will encourage the network to focus on actors and objects and will develop better general understanding about actions and how objects are manipulated. 2D-CNN’s will now be less likely to take shortcuts – recognizing actions from background, ignoring the actual actor and action being performed [20, 15], as it cannot hallucinate spatiotemporal features from background. Moreover, the ability to just hallucinate spatiotemporal representations, would allow us to replace 3D-CNN’s with 2D counterparts in resource-constrained scenarios.

As a method to gain the benefits described in the preceding, we propose to use hallucination task. Note that another way to do this would be to predict the future frames in pixel space. But we are interested in predicting at semantic level - perfect per pixel construction is not our goal. So rather than doing prediction in pixel space, we propose to

do prediction in the feature space.

Hallucination task can also be seen as distilling knowledge from a teacher network (3D-CNN), f_t to a student network (2D-CNN), f_s ; where, f_t is pretrained and then kept frozen, while parameters of f_s are learnt. Let ϕ_t and ϕ_s represent mid-level representations from f_t and f_s , respectively, and F_T be T -th video frame.

$$\phi_t = f_t(F_0, F_1, \dots, F_{T-1}) \quad (1)$$

$$\phi_s = f_s(F_0) \quad (2)$$

Hallucination loss, \mathcal{L}_{hallu} (Eq. 3), encourages f_s to regress ϕ_s to ϕ_t by minimizing the Euclidean distance between ϕ_s and ϕ_t

$$\mathcal{L}_{hallu} = |\sigma(\phi_s) - \sigma(\phi_t)|^2 \quad (3)$$

Hallucination task is not the only goal. In addition to bringing down the computational cost, we would also like to improve the performance on action related tasks. To this end, we propose to incorporate hallucination task as an auxiliary task to be used with the actual action related main task, such as action recognition. So, main task loss (*e.g.*, classification loss), \mathcal{L}_{mt} , is used in conjunction with the hallucination loss, and the idea is that hallucination loss will help with the main task. So the overall loss can be expressed as follows,

$$\mathcal{L} = \mathcal{L}_{mt} + \lambda \mathcal{L}_{hallu} \quad (4)$$

where, λ is a loss balancing factor. Our approach is presented in Fig. 3. Realization of our approach is very straightforward.

4. Experiments

We had hypothesized that incorporating hallucination task, would help by providing deeper understanding of actions. We evaluate the effect of incorporating hallucination task on the following action related tasks:

1. Action recognition (Sec. 4.1)
2. Detailed/Fine-grained action recognition (Sec. 4.2)
3. Action quality assessment (Sec. 4.3)
4. Dynamic scene recognition (Sec. 4.4)

Choice of networks: In principle, any 2D- and 3D-CNN's can be used as student and teacher networks, respectively. We choose to use ResNeXt-101 [14] as our teacher network, and VGG11-bn as our student model. Until not mentioned, assume that we have pretrained our teacher network on UCF-101 dataset, and is kept frozen. Student

model is pretrained on ImageNet dataset [4]. We name the network trained with hallucination loss as HalluciNet, without hallucination loss as just 2D-CNN or vanilla 2D-CNN.

Which layer to hallucinate? we choose to hallucinate the activations of the last bottleneck group of ResNeXt-101, which are 2048-dimensional. Representations of shallower layer will have higher dimensionality, and will be less semantically mapped.

Implementation details: We PyTorch [32] to implement all the networks. Network parameters are optimized using Adam optimizer [22] with starting learning rate of 0.0001. λ in Eq. 4 is set to 50, unless specified otherwise. Further experiment specific details are specified along with the experiment. We will make our code publicly available.

Performance baselines: Our baseline to compare the performance is a 2D-CNN with same architecture, but which was trained without hallucination loss. In addition, we also compare the performance against other methods, which we specify in each experiment.

4.1. Action recognition

In first experiment, we evaluate to see if hallucination task helps with general action recognition. We compare the performance with dense optical flow prediction from static image approach [49], and motion prediction from static image approach [10].

Datasets: UCF-101 [38] and HMDB-51 [26] action recognition datasets are considered. In order to be consistent with literature, we adopt their experiment protocol. Central frames from the train and test samples are used for reporting performance, which are named as UCF- and HMDB-static, as in the literature [10].

Metric: We report top-1 clip-level accuracy (in %).

We considered two cases as shown in Fig. 4. We found that fusing the hallucinated representations yielded better results. So we will consider that case in the remainder of the work.

First of all, we show the evolution of hallucination loss in Fig. 5. Through gradual decrease in value, we can clearly see that 2D-CNN is learning to hallucinate the spatiotemporal representations. Starting value of the loss is less as we are computing the loss after passing the activations through a sigmoid layer.

We summarize the performance on action recognition task in Table 2. We find that on both the datasets, incorporating hallucination task helps. Our HalluciNet outper-

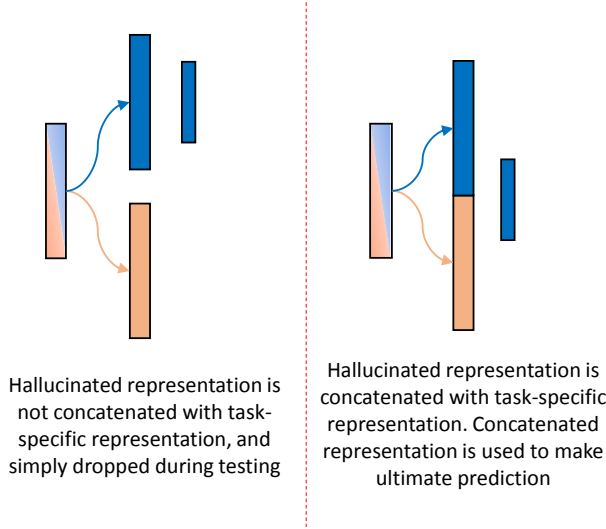


Figure 4. Fusing representations.

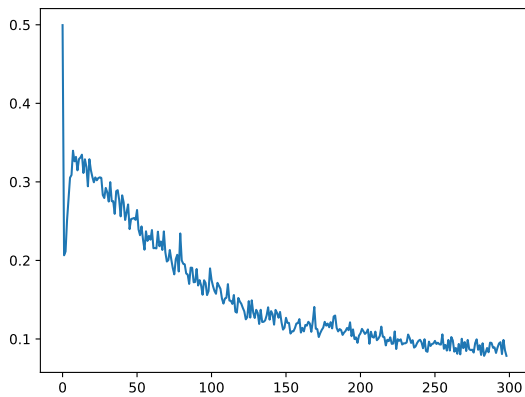


Figure 5. Hallucination loss curve on UCF101 dataset.

forms prior approaches [49, 10] on UCF101. On HMDB51, our HalluciNet yields better results than [49], but [10] works better than ours. However, our method has an advantage of being computationally lighter than [10], as it does not use a flow image generator network.

4.2. Detailed action recognition

We need to find suitable tasks to evaluate the utility of hallucinating future. Evaluating performance on ubiquitous task of recognizing actions in typically used datasets, like UCF-101 action recognition dataset, might not be sufficient. We need to evaluate on a task where the student network is required to hallucinate future in order to “fill the holes” in the input visual datastream. Fine-grained or detailed action recognition makes for a good candidate task.

Method	UCF-static	HMDB-static
App stream [10]	63.60	35.10
App stream ensemble [10]	64.00	35.50
Motion stream [10]	24.10	13.90
Motion stream [49]	14.30	04.96
App + Motion [10]	65.50	37.10
App + Motion [49]	64.50	35.90
Ours 2D-CNN	64.05	34.23
Ours HalluciNet	66.30	36.58

Table 2. Action recognition results and comparison.

Task description: In Olympic Diving, athletes attempt many different types of dives. In general action recognition dataset, like UCF101, all these dives would grouped under a single action class, Diving. However, these dives vary from each other in a subtle way. Each dive has following five components: a) Position (legs straight or bent?) b) starting from Armstand or not? c) Rotation direction (backwards, forwards, *etc.*?) d) how many times the diver Somersaulted? e) how many times the diver twisted? Different combinations of these components would produce a unique type of dive. The task is to predict all five components of a dive, using very few frames.

Why is this task more suitable? Unlike general action recognition datasets like UCF-101 [38] or Kinetics [21], action in diving samples in this dataset vary very subtly. Furthermore, cues needed in order to differentiate or recognize a dive are distributed across the entire action sequence. So, to make dive classification task more suitable for our case, we ask the network to classify a dive correctly using only few frames. In particular, we every 16th frame is shown to the student network. We truncate diving samples to 96 frames. So, out of 96 frames, the student network is shown only 6 frames, based on which it needs to classify the dive.

Dataset: For this task, we use a recently released Diving dataset, MTL-AQA [30], which has 1059 training and 353 test samples.

Training procedure:

1. We take a teacher network pretrained on UCF-101 dataset, and a student network pretrained on ImageNet dataset.
2. Firstly, we again pretrain the ImageNet pretrained student network on UCF-101 action recognition, along with spatiotemporal representation hallucination, using loss function as in Eq. 4, with λ set to 50. For vanilla 2D-CNN, we do not use hallucination loss.

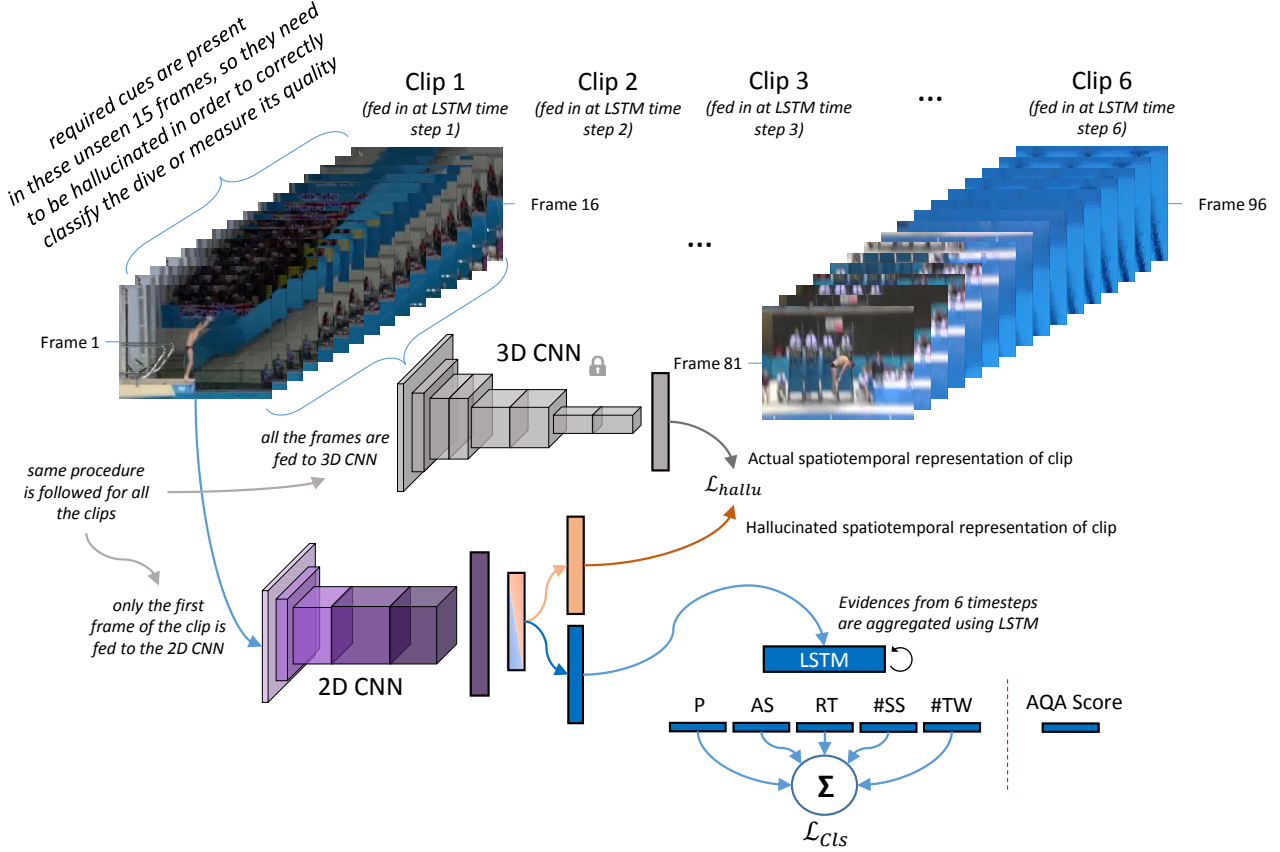


Figure 6. Detailed action recognition and action quality assessment models.

Method	CNN Type	Frames	P	A	RT	SS	TW
C3D-AVG [30]	3D	96	96.32	99.72	97.45	96.88	93.20
MSCADC [30]	3D	16	78.47	97.45	84.70	76.20	82.72
Nibali <i>et al.</i> [29]	3D	16	74.79	98.30	78.75	77.34	79.89
Ours 2D-CNN	2D	6	92.63	99.72	86.40	87.25	84.70
Ours HalluciNet	2D	6	93.77	99.72	94.33	88.67	86.97

Table 3. **Performance comparison on detailed action recognition task.** Frames represent the number of frames the corresponding method sees. P, AS, RT, SS, TW stand for position, armstand, rotation type, number of somersaults, and number of twists.

- Finally, the student network is trained to classify dives. Since we will be gathering evidence over six frames, we make use of LSTM [16] to aggregate this evidence. LSTM is single-layered, with a hidden state being 256 dimensional. LSTM’s hidden state from last time step is passed through separate linear layers, one for each of the properties of a dive. The student network is trained end-to-end for 20 epochs using Adam solver with a constant learning rate of 0.0001.

Results of our models are summarized in Table 3, where we also compare them with other state-of-the-art 3D-CNN based approaches [29, 30]. We observe that our HalluciNet

outperforms on four out of five fields. Difference in performance is more in case of RT, SS, TW than P, because position (legs straight or bent) may be equally identifiable from a single image or clip, but RT, SS, TW are more difficult to predict by a plain 2D-CNN without. In comparison, our HalluciNet has been trained to forecast short term future, and hence excels in situations which involve longer term dynamics. Our HalluciNet even outperforms 3D-CNN based approaches that use more frames (MSCADC [30] and Nibali *et al.* [29]). C3D-AVG outperforms HalluciNet, but is computationally very expensive and uses 16x more frames.

Method	CNN Type	Frames	Sp. Corr.
Pose+DCT [34]	-	96	26.82
C3D-SVR [31]	3D	96	77.16
C3D-LSTM [31]	3D	96	84.89
C3D-AVG-STL [30]	3D	96	89.60
MSCADC-STL [30]	3D	16	84.72
Ours 2D-CNN	2D	6	82.18
Ours HalluciNet	2D	6	83.33

Table 4. Performance on AQA task.

4.3. Assessing the quality of actions

Action quality assessment (AQA) is another task which can help bring out the utility of hallucinating spatiotemporal representations from still images using 2D-CNN. In AQA, the task is to measure or quantify *how well* an action was performed. A good example of AQA would be that of judging Olympic events like diving, gymnastics, figure skating, *etc.*

Dataset: MTL-AQA [30], same as in Sec. 4.2.

Metric: Consistent with literature, we report Spearman’s rank correlation (in %).

We follow the same training procedure as in Sec. 4.2, except that for AQA task we use L2 loss to train, as it is a regression task. We train for 20 epochs with Adam as solver, and anneal the learning rate by a factor of 10 every 5 epochs.

The results are presented in Table 4. Incorporating hallucination task helps improve performance on AQA task. Our HalluciNet outperforms C3D-SVR as well and is close to MSCADC. Although, C3D-AVG performs best on AQA task, this experiment still supports advantage of using hallucination task.

4.4. Dynamic scene recognition

Dataset: Feichtenhofer *et al.* introduced YUP++ dataset for the task of dynamic scene recognition in [8]. It has a total of 20 scene classes. Use of this dataset to evaluate the utility of inferred motion was suggested in [10]. In the work by Feichtenhofer, 10% of the samples are used for training, while the remaining 90% of the samples are used for testing purpose. Gao *et al.* [10] form their own split, called ‘static-YUP++’.

Method	Accuracy
SFA [41]	56.90
BoSE [7]	77.00
T-CNN [37]	50.60
Ours 2D-CNN	77.50
Ours HalluciNet	80.46

Table 5. Dynamic Scene recognition on YUP++.

Method	Accuracy
Appearance [10]	74.30
GT Motion [10]	55.50
Inferred Motion [10]	30.00
Appearance ensemble [10]	75.20
Appearance + Inferred Motion [10]	78.20
Appearance + GT Motion [10]	79.60
Ours 2D-CNN	79.84
Ours HalluciNet	88.10

Table 6. Dynamic scene recognition on static-YUP++.

Protocol: For training and testing purposes, we consider the central frame of each sample.

We conduct two following experiments, and set λ in Eq. 4 to 1 in both the experiments.

1. In order to evaluate the utility of hallucination task for dynamic scene recognition, and comparing our methods with [41, 7, 37]. For fair comparison, we use the split used [41, 7, 37]. Results summarized in Table 5. HalluciNet improves the performance of our vanilla 2D-CNN, also outperforms spatiotemporal energy based approach (BoSE), slow feature analysis (SFA) approach and temporal CNN (T-CNN). T-CNN might be the closest for comparison because it uses a stack of 10 optical flow frames. Yet, our HalluciNet outperforms by a large margin.
2. To compare our approach with [10]. For fair comparison, we use the split used by [10]. Results summarized in Table 6. On static-YUP++, HalluciNet outperforms other motion information using approaches. HalluciNet outperforms by a large margin even when groundtruth motion information is used.

5. Conclusion

3D-CNN’s extract richer spatiotemporal features than 2D-CNN’s, but this comes at a considerably higher computational cost. 2D-CNN’s have the benefit of being computationally much lighter. Since neural networks are universal function approximators, we propose a simple solution to approximate (hallucinate) spatiotemporal representations (computed by 3D-CNN) using a 2D-CNN. Hallucinating spatiotemporal representations, instead of actually computing, brings down the computational cost, and makes deployment on edge devices feasible, in addition to lowering the communication bandwidth requirement. Besides practical benefits, hallucination loss also provides stronger supervisory signal.

References

- [1] Shweta Bhardwaj, Mukundhan Srinivasan, and Mitesh M Khapra. Efficient video classification using fewer frames. In *Proceedings of the IEEE Conference on Computer Vision and Pattern Recognition*, pages 354–363, 2019. 3
- [2] Hakan Bilen, Basura Fernando, Efstratios Gavves, Andrea Vedaldi, and Stephen Gould. Dynamic image networks for action recognition. In *Proceedings of the IEEE Conference on Computer Vision and Pattern Recognition*, pages 3034–3042, 2016. 3
- [3] Nieves Crasto, Philippe Weinzaepfel, Karteek Alahari, and Cordelia Schmid. MARS: Motion-Augmented RGB Stream for Action Recognition. In *CVPR*, 2019. 3
- [4] Jia Deng, Wei Dong, Richard Socher, Li-Jia Li, Kai Li, and Li Fei-Fei. Imagenet: A large-scale hierarchical image database. In *2009 IEEE conference on computer vision and pattern recognition*, pages 248–255. Ieee, 2009. 5
- [5] Hazel Doughty, Walterio Mayol-Cuevas, and Dima Damen. The pros and cons: Rank-aware temporal attention for skill determination in long videos. In *Proceedings of the IEEE Conference on Computer Vision and Pattern Recognition*, pages 7862–7871, 2019. 1
- [6] Christoph Feichtenhofer, Haoqi Fan, Jitendra Malik, and Kaiming He. Slowfast networks for video recognition. In *Proceedings of the IEEE International Conference on Computer Vision*, pages 6202–6211, 2019. 1
- [7] Christoph Feichtenhofer, Axel Pinz, and Richard P Wildes. Bags of spacetime energies for dynamic scene recognition. In *Proceedings of the IEEE Conference on Computer Vision and Pattern Recognition*, pages 2681–2688, 2014. 8
- [8] Christoph Feichtenhofer, Axel Pinz, and Richard P Wildes. Temporal residual networks for dynamic scene recognition. In *Proceedings of the IEEE Conference on Computer Vision and Pattern Recognition*, pages 4728–4737, 2017. 8
- [9] Chelsea Finn, Ian Goodfellow, and Sergey Levine. Unsupervised learning for physical interaction through video prediction. In *Advances in neural information processing systems*, pages 64–72, 2016. 3
- [10] Ruohan Gao, Bo Xiong, and Kristen Grauman. Im2flow: Motion hallucination from static images for action recognition. In *Proceedings of the IEEE Conference on Computer Vision and Pattern Recognition*, pages 5937–5947, 2018. 1, 3, 5, 6, 8
- [11] Kirill Gavrilyuk, Amir Ghodrati, Zhenyang Li, and Cees GM Snoek. Actor and action video segmentation from a sentence. In *Proceedings of the IEEE Conference on Computer Vision and Pattern Recognition*, pages 5958–5966, 2018. 4
- [12] Bernard Ghanem, Juan Carlos Niebles, Cees Snoek, Fabian Caba Heilbron, Humam Alwassel, Victor Escorcia, Ranjay Khosla, Shyamal Buch, and Cuong Duc Dao. The activitynet large-scale activity recognition challenge 2018 summary. *arXiv preprint arXiv:1808.03766*, 2018. 1
- [13] Ramyad Hadidi, Jiashen Cao, Yilun Xie, Bahar Asgari, Tushar Krishna, and Hyesoon Kim. Characterizing the deployment of deep neural networks on commercial edge devices. In *IEEE International Symposium on Workload Characterization*, 2019. 1
- [14] Kensho Hara, Hirokatsu Kataoka, and Yutaka Satoh. Can spatiotemporal 3d cnns retrace the history of 2d cnns and imagenet? In *Proceedings of the IEEE Conference on Computer Vision and Pattern Recognition (CVPR)*, pages 6546–6555, 2018. 1, 5
- [15] Yun He, Soma Shirakabe, Yutaka Satoh, and Hirokatsu Kataoka. Human action recognition without human. In *European Conference on Computer Vision*, pages 11–17. Springer, 2016. 2, 4
- [16] Sepp Hochreiter and Jürgen Schmidhuber. Long short-term memory. *Neural computation*, 9(8):1735–1780, 1997. 7
- [17] Judy Hoffman, Saurabh Gupta, and Trevor Darrell. Learning with side information through modality hallucination. In *Proceedings of the IEEE Conference on Computer Vision and Pattern Recognition*, pages 826–834, 2016. 3
- [18] Jingwei Ji, Shyamal Buch, Alvaro Soto, and Juan Carlos Niebles. End-to-end joint semantic segmentation of actors and actions in video. In *Proceedings of the European Conference on Computer Vision (ECCV)*, pages 702–717, 2018. 4
- [19] Vicky Kalogeiton, Philippe Weinzaepfel, Vittorio Ferrari, and Cordelia Schmid. Joint learning of object and action detectors. In *Proceedings of the IEEE International Conference on Computer Vision*, pages 4163–4172, 2017. 4
- [20] Andrej Karpathy, George Toderici, Sanketh Shetty, Thomas Leung, Rahul Sukthankar, and Li Fei-Fei. Large-scale video classification with convolutional neural networks. In *Proceedings of the IEEE conference on Computer Vision and Pattern Recognition*, pages 1725–1732, 2014. 2, 4
- [21] Will Kay, Joao Carreira, Karen Simonyan, Brian Zhang, Chloe Hillier, Sudheendra Vijayanarasimhan, Fabio Viola, Tim Green, Trevor Back, Paul Natsev, et al. The kinetics human action video dataset. *arXiv preprint arXiv:1705.06950*, 2017. 1, 6
- [22] Diederik P Kingma and Jimmy Ba. Adam: A method for stochastic optimization. *arXiv preprint arXiv:1412.6980*, 2014. 5
- [23] Kris M Kitani, Brian D Ziebart, James Andrew Bagnell, and Martial Hebert. Activity forecasting. In *European Conference on Computer Vision*, pages 201–214. Springer, 2012. 3
- [24] Hema S Koppula and Ashutosh Saxena. Anticipating human activities using object affordances for reactive robotic response. *IEEE transactions on pattern analysis and machine intelligence*, 38(1):14–29, 2015. 3
- [25] Alex Krizhevsky, Ilya Sutskever, and Geoffrey E Hinton. Imagenet classification with deep convolutional neural networks. In *Advances in neural information processing systems*, pages 1097–1105, 2012. 4
- [26] H. Kuehne, H. Jhuang, E. Garrote, T. Poggio, and T. Serre. HMDB: a large video database for human motion recognition. In *Proceedings of the International Conference on Computer Vision (ICCV)*, 2011. 5
- [27] Myunggi Lee, Seungeui Lee, Sungjoon Son, Gyutae Park, and Nojun Kwak. Motion feature network: Fixed motion filter for action recognition. In *Proceedings of the European Conference on Computer Vision (ECCV)*, pages 387–403, 2018. 3, 4

- [28] Ji Lin, Chuang Gan, and Song Han. Tsm: Temporal shift module for efficient video understanding. In *Proceedings of the IEEE International Conference on Computer Vision*, pages 7083–7093, 2019. 3, 4
- [29] Aiden Nibali, Zhen He, Stuart Morgan, and Daniel Greenwood. Extraction and classification of diving clips from continuous video footage. In *2017 IEEE Conference on Computer Vision and Pattern Recognition Workshops (CVPRW)*, pages 94–104. IEEE, 2017. 7
- [30] Paritosh Parmar and Brendan Tran Morris. What and how well you performed? a multitask learning approach to action quality assessment. In *Proceedings of the IEEE Conference on Computer Vision and Pattern Recognition*, pages 304–313, 2019. 1, 6, 7, 8
- [31] Paritosh Parmar and Brendan Tran Morris. Learning to score olympic events. In *proceedings of the IEEE Conference on Computer Vision and Pattern Recognition Workshops*, pages 20–28, 2017. 1, 8
- [32] Adam Paszke, Sam Gross, Soumith Chintala, Gregory Chanan, Edward Yang, Zachary DeVito, Zeming Lin, Alban Desmaison, Luca Antiga, and Adam Lerer. Automatic differentiation in pytorch. 2017. 5
- [33] Silvia L Pintea, Jan C van Gemert, and Arnold WM Smeulders. Déjà vu. In *European Conference on Computer Vision*, pages 172–187. Springer, 2014. 1, 3
- [34] Hamed Pirsiavash, Carl Vondrick, and Antonio Torralba. Assessing the quality of actions. In *European Conference on Computer Vision*, pages 556–571. Springer, 2014. 8
- [35] Zhaofan Qiu, Ting Yao, and Tao Mei. Learning spatiotemporal representation with pseudo-3d residual networks. In *proceedings of the IEEE International Conference on Computer Vision*, pages 5533–5541, 2017. 3
- [36] Karen Simonyan and Andrew Zisserman. Two-stream convolutional networks for action recognition in videos. In *Advances in neural information processing systems*, pages 568–576, 2014. 4
- [37] Karen Simonyan and Andrew Zisserman. Two-stream convolutional networks for action recognition in videos. In *Advances in neural information processing systems*, pages 568–576, 2014. 8
- [38] Khurram Soomro, Amir Roshan Zamir, and Mubarak Shah. Ucf101: A dataset of 101 human actions classes from videos in the wild. *arXiv preprint arXiv:1212.0402*, 2012. 5, 6
- [39] Jonathan C Stroud, David A Ross, Chen Sun, Jia Deng, and Rahul Sukthankar. D3d: Distilled 3d networks for video action recognition. *arXiv preprint arXiv:1812.08249*, 2018. 3
- [40] Lin Sun, Kui Jia, Dit-Yan Yeung, and Bertram E Shi. Human action recognition using factorized spatio-temporal convolutional networks. In *Proceedings of the IEEE international conference on computer vision*, pages 4597–4605, 2015. 3
- [41] Christian Thieriault, Nicolas Thome, and Matthieu Cord. Dynamic scene classification: Learning motion descriptors with slow features analysis. In *Proceedings of the IEEE Conference on Computer Vision and Pattern Recognition*, pages 2603–2610, 2013. 8
- [42] Du Tran, Lubomir Bourdev, Rob Fergus, Lorenzo Torresani, and Manohar Paluri. Learning spatiotemporal features with 3d convolutional networks. In *Proceedings of the IEEE international conference on computer vision*, pages 4489–4497, 2015. 1, 2, 4
- [43] Du Tran, Heng Wang, Lorenzo Torresani, Jamie Ray, Yann LeCun, and Manohar Paluri. A closer look at spatiotemporal convolutions for action recognition. In *Proceedings of the IEEE conference on Computer Vision and Pattern Recognition*, pages 6450–6459, 2018. 3, 4
- [44] Carl Vondrick, Hamed Pirsiavash, and Antonio Torralba. Anticipating visual representations from unlabeled video. In *Proceedings of the IEEE Conference on Computer Vision and Pattern Recognition*, pages 98–106, 2016. 3
- [45] Carl Vondrick, Hamed Pirsiavash, and Antonio Torralba. Generating videos with scene dynamics. In *Advances In Neural Information Processing Systems*, pages 613–621, 2016. 3
- [46] Carl Vondrick and Antonio Torralba. Generating the future with adversarial transformers. In *Proceedings of the IEEE Conference on Computer Vision and Pattern Recognition*, pages 1020–1028, 2017. 3
- [47] Jacob Walker, Carl Doersch, Abhinav Gupta, and Martial Hebert. An uncertain future: Forecasting from static images using variational autoencoders. In *European Conference on Computer Vision*, pages 835–851. Springer, 2016. 3
- [48] Jacob Walker, Abhinav Gupta, and Martial Hebert. Patch to the future: Unsupervised visual prediction. In *Proceedings of the IEEE conference on Computer Vision and Pattern Recognition*, pages 3302–3309, 2014. 1, 3
- [49] Jacob Walker, Abhinav Gupta, and Martial Hebert. Dense optical flow prediction from a static image. In *Proceedings of the IEEE International Conference on Computer Vision*, pages 2443–2451, 2015. 1, 3, 5, 6
- [50] Haonan Wang, Jun Lin, and Zhongfeng Wang. Design lightweight 3d convolutional networks for video recognition temporal residual, fully separable block, and fast algorithm. *arXiv preprint arXiv:1905.13388*, 2019. 1, 3
- [51] Xiaolong Wang, Ali Farhadi, and Abhinav Gupta. Actions~transformations. In *Proceedings of the IEEE conference on Computer Vision and Pattern Recognition*, pages 2658–2667, 2016. 3
- [52] Saining Xie, Chen Sun, Jonathan Huang, Zhuowen Tu, and Kevin Murphy. Rethinking spatiotemporal feature learning: Speed-accuracy trade-offs in video classification. In *Proceedings of the European Conference on Computer Vision (ECCV)*, pages 305–321, 2018. 3, 4
- [53] Chenliang Xu and Jason J Corso. Actor-action semantic segmentation with grouping process models. In *Proceedings of the IEEE Conference on Computer Vision and Pattern Recognition*, pages 3083–3092, 2016. 4
- [54] Chenliang Xu, Shao-Hang Hsieh, Caiming Xiong, and Jason J Corso. Can humans fly? action understanding with multiple classes of actors. In *Proceedings of the IEEE Conference on Computer Vision and Pattern Recognition*, pages 2264–2273, 2015. 4
- [55] Yan Yan, Chenliang Xu, Dawen Cai, and Jason J Corso. Weakly supervised actor-action segmentation via robust multi-task ranking. In *Proceedings of the IEEE Conference*

- on *Computer Vision and Pattern Recognition*, pages 1298–1307, 2017. 4
- [56] Jenny Yuen and Antonio Torralba. A data-driven approach for event prediction. In *European Conference on Computer Vision*, pages 707–720. Springer, 2010. 3
 - [57] Matthew D Zeiler and Rob Fergus. Visualizing and understanding convolutional networks. In *European conference on computer vision*, pages 818–833. Springer, 2014. 4
 - [58] Haokui Zhang, Ying Li, Peng Wang, Yu Liu, and Chunhua Shen. Rgb-d based action recognition with light-weight 3d convolutional networks. *arXiv preprint arXiv:1811.09908*, 2018. 1
 - [59] Zhaoyang Zhang, Zhanghui Kuang, Ping Luo, Litong Feng, and Wei Zhang. Temporal sequence distillation: Towards few-frame action recognition in videos. In *2018 ACM Multimedia Conference on Multimedia Conference*, pages 257–264. ACM, 2018. 3
 - [60] Yizhou Zhou, Xiaoyan Sun, Zheng-Jun Zha, and Wenjun Zeng. Mict: Mixed 3d/2d convolutional tube for human action recognition. In *Proceedings of the IEEE Conference on Computer Vision and Pattern Recognition*, pages 449–458, 2018. 1, 3