

# DeepMUSIC: Direction Finding via Deep Learning

Ahmet M. Elbir, *Member, IEEE*

**Abstract**—This letter introduces a deep learning (DL) framework for direction-of-arrival (DOA) estimation. Previous works in DL context mostly consider a single or two target scenario which results a strong limitation in practice. Hence, in this work, we propose a DL framework for multiple signal classification (DeepMUSIC). We design multiple deep convolutional neural networks (CNNs), each of which is dedicated to a subregion of the angular spectrum. Each CNN is fed with the array covariance matrix and yields the MUSIC spectra at the output. We have shown, through simulations, that the proposed DeepMUSIC framework has superior estimation accuracy and exhibits less computational complexity in comparison with both DL and non-DL based techniques.

**Index Terms**—Deep learning, Direction finding, DOA estimation, CNN, MUSIC, Deep MUSIC.

## I. INTRODUCTION

**D**IRECTION-OF-ARRIVAL (DOA) estimation is a crucial task for parameter estimation in a variety of fields including, radar, sonar, acoustics and communications [1]. While there are several different approaches in the literature, the MUSIC (Multiple Signal Classification) algorithm [2] is the most popular method for this purpose.

In the literature, most of the algorithms are model-based approaches such that the performance of the DOA estimation algorithms strongly relies on the perfectness of the input data [3]. In order to mitigate this drawback, learning-based data-driven architectures are proposed so that the non-linear relationship between the input and output data is learned by neural networks [4]–[6]. Hence, as a class of machine learning, deep learning (DL) has gained much interest recently. The DL is capable of uncovering complex relationships in data/signals and, thus, can achieve better performance. This has been demonstrated in several successful applications of DL in both array signal processing and wireless communications [6]–[8].

DOA estimation via DL is considered in [4] where a multilayer perceptron (MLP) architecture is proposed to resolve two target signals. In [5], the authors studies the same problem, also for two signal case, by exploiting the sparsity of the received signal in angular domain and design a deep convolutional neural network (CNN). In [9], a single sound source is assumed and an MLP architecture is used to estimate the source DOA angle for wideband case. Acoustic scenario is also studied in [10] by incorporating long short term memory (LSTM) with CNN for online DOA estimation, which is also performed for a single target case. A cognitive radar scenario is considered in [7] where DL is applied for sparse array selection and DOA estimation for a single target and this work is extended for two targets in [11]. Apart from

these, DOA estimation is also considered in [6] for massive MIMO scenario where a simple MLP structure is proposed for the estimation of a line-of-sight path angle of a single user. In addition to these studies, a short review of DL for the applications in electromagnetics is provided in [12].

A common assumption in above works is that the number of targets is assumed to be small. This is because the complexity of the generation of the training data, as well as training the deep network, becomes more difficult as the number of targets increases. Specifically, the data set length increases on the order of  $N^K$  for  $K$  being the number of targets and  $N$  is the number grid points in the angular spectrum. This challenges motivate us to develop DL frameworks that can work for a large number of targets.

In this letter, we introduce a DL framework for multiple signal classification, henceforth called DeepMUSIC. We design multiple CNNs, each of which is dedicated for a subregion of the angular spectrum. Hence, we partition the angular spectrum into non-overlapping subregions, similar to the previous DL-based methods [4], [6], and assume that there is a single target in each subregion. Then each deep network is fed with the array covariance matrix. The output label of each network is the MUSIC spectra of the corresponding angular subregion. Hence, the proposed DeepMUSIC framework yields the MUSIC spectra at the output.

We evaluated the performance of the proposed DL framework and show that the proposed approach provides higher accuracy than conventional DL and non-DL based approaches. Furthermore, we have shown that DeepMUSIC exhibits less computational complexity as compared to the DL-based techniques, spectral and root-MUSIC algorithms.

## II. ARRAY SIGNAL MODEL AND PROBLEM FORMULATION

Consider  $K$  far-field signals impinging on an  $M$ -element uniform linear array (ULA). Then, the output of the antenna array in the baseband can be given by

$$\mathbf{y}(t_i) = \sum_{k=1}^K \mathbf{a}(\theta_k) s_k(t_i) + \mathbf{n}(t_i), \quad i = 1, \dots, T, \quad (1)$$

where  $T$  is the number of data snapshots and  $s_k(t_i) \in \mathbb{C}$  is the signal emitted from the  $k$ -th target which is located with the DOA angle  $\theta_k$  with respect to the antenna array.  $\mathbf{a}(\theta_k) \in \mathbb{C}^M$  denotes the array steering vector whose  $m$ -th element is defined as  $a_m(\theta_k) = \exp\{-j \frac{2\pi d(m-1)}{\lambda} \sin(\theta_k)\}$  where  $\lambda = \frac{c_0}{f_c}$  is the wavelength for  $f_c$  being the carrier frequency and  $c_0$  is the speed of light.  $\mathbf{n}(t_i) \sim \mathcal{N}(\mathbf{0}_M, \sigma_n^2 \mathbf{I}_M)$  is zero-mean spatially and temporarily white additive Gaussian noise vector which corrupts the emitted signal with variance  $\sigma_n^2$ . Using the

A. M. E. is with the Department of Electrical and Electronics Engineering, Duzce University, Duzce, Turkey. e-mail: ahmetelbir@duzce.edu.tr, ahmetmelbir@gmail.com.

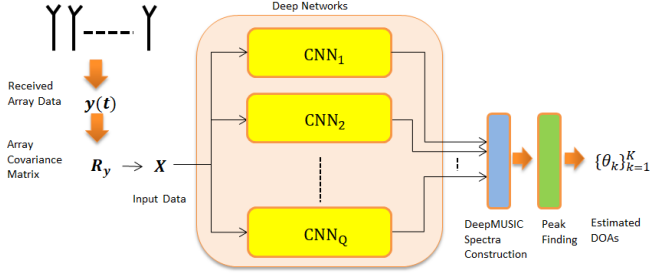


Fig. 1. The overall DeepMUSIC framework for DOA estimation.

array output in (1) the covariance matrix of the received signal can be written as

$$\mathbf{R}_y = \mathbb{E}\{\mathbf{y}\mathbf{y}^H\} = \mathbf{A}\mathbf{\Gamma}\mathbf{A}^H + \sigma_n^2\mathbf{I}_M, \quad (2)$$

where  $\mathbb{E}\{\cdot\}$  denotes the expectation operation,  $\mathbf{\Gamma} = \text{diag}\{\sigma_1^2, \sigma_2^2, \dots, \sigma_K^2\}$  is a  $K \times K$  matrix whose diagonal entries are the signal variances and  $\mathbf{A} = [\mathbf{a}(\theta_1), \mathbf{a}(\theta_2), \dots, \mathbf{a}(\theta_K)] \in \mathbb{C}^{M \times K}$  is the array steering matrix. Through eigendecomposition, we can rewrite (2) as  $\mathbf{R}_y = \mathbf{U}\mathbf{\Lambda}\mathbf{U}^H$ , where  $\mathbf{\Lambda} = \text{diag}\{\lambda_1, \lambda_2, \dots, \lambda_M\}$  includes the eigenvalues of  $\mathbf{R}_y$  in descending order and  $\mathbf{U} = [\mathbf{U}_S \ \mathbf{U}_N]$  is an  $M \times M$  eigenvector matrix whose first  $K$  column vectors correspond to the signal subspace by  $\mathbf{U}_S$  and the remaining  $M - K$  column vectors are the noise subspace eigenvectors as  $\mathbf{U}_N \in \mathbb{C}^{M \times M-K}$ . Using the orthogonality of signal and noise subspaces (i.e.,  $\mathbf{U}_S \perp \mathbf{U}_N$ ), and the fact that the columns of  $\mathbf{U}_S$  and  $\mathbf{A}$  span the same space, we have  $\|\mathbf{U}_N^H \mathbf{A}\|_{\mathcal{F}} = 0$  where  $\mathcal{F}$  denotes the Frobenius norm [2]. Now, we can write the MUSIC spectra  $P(\theta)$  as

$$P(\theta) = \frac{1}{\mathbf{a}^H(\theta)\mathbf{U}_N\mathbf{U}_N^H\mathbf{a}(\theta)}, \quad (3)$$

whose largest  $K$  peaks correspond to the target DOA angles  $\{\theta_k\}_{k=1}^K$ .

In this work we can formulate the problem as estimating the target DOA angles  $\{\theta_k\}_{k=1}^K$  when the array output  $\{\mathbf{y}(t_i)\}_{i=1}^T$  is given. For this purpose we introduce a DL framework as shown in Fig. 1 which is fed by the array covariance matrix  $\mathbf{R}_y$  and it gives the MUSIC spectra  $P(\theta)$  at the output.

### III. DOA ESTIMATION VIA DEEP LEARNING

The proposed DeepMUSIC framework accepts the array covariance matrix as input and yields the MUSIC spectra at the output. In the following, we first design the labels and the input of the proposed deep networks, then discuss the network architectures and the training.

#### A. Labeling

In the proposed DL framework shown in Fig 1, we design  $Q$  deep networks, each of which is dedicated to a subregion of the angular spectrum. Partitioning the angular spectrum allows us to estimate the multiple target locations more effectively. The use of a single deep network is computationally prohibitive due to the fact that the training data must contain all candidate multiple target locations, whose complexity increase on the

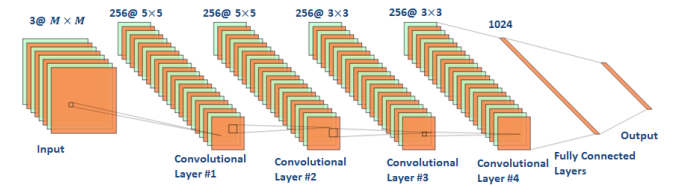


Fig. 2. Deep network architecture for the proposed algorithm.

order of  $N^K$  for  $N$  DOA grid points. DOA estimation via partitioned angular spectrum is more efficient where a reasonable assumption is made such that there is a single target present in each angular subregion [4].

Let  $\Theta = \{\Theta^{\text{start}}, \dots, \Theta^{\text{final}}\}$  be the set of DOA angles where the MUSIC cost function in (3) is evaluated for the starting and final DOA angles  $\Theta^{\text{start}}$  and  $\Theta^{\text{final}}$  respectively. Then, we denote the MUSIC spectra in (3) by  $\mathbf{p} \in \mathbb{R}^N$  as  $\mathbf{p} = [P(\Theta^{\text{start}}), \dots, P(\Theta^{\text{final}})]^T$ . To obtain the MUSIC spectra for each subregion, we partition  $\mathbf{p}$  and  $\Theta$  into  $Q$  non-overlapping subregions such that  $\Theta = \bigcup_{q=1}^Q \Theta_q$ . Each angular set is defined by  $\Theta_q = \{\Theta_q^{\text{start}}, \Theta_q^{\text{start}} + \gamma, \Theta_q^{\text{start}} + 2\gamma, \dots, \Theta_q^{\text{final}} - \gamma\}$  where  $\gamma = \frac{|\Theta_q^{\text{start}} - \Theta_q^{\text{final}}|}{N}$  is the angular resolution. Hence, the number of elements in  $\Theta_q$  is  $|\Theta_q| = L$  where  $L = N/Q$  which is assumed to be an integer number without loss of generality. We can also rewrite  $\mathbf{p}$  as  $\mathbf{p} = [\mathbf{p}_1^T, \mathbf{p}_2^T, \dots, \mathbf{p}_Q^T]^T$ . In particular, the MUSIC spectra for the  $q$ -th subregion is represented by an  $L \times 1$  real-valued vector as  $\mathbf{p}_q = [P(\Theta_q^{\text{start}}), P(\Theta_q^{\text{start}} + \gamma), P(\Theta_q^{\text{start}} + 2\gamma), \dots, P(\Theta_q^{\text{final}} - \gamma)]^T$ .

Once  $\mathbf{p}$  is obtained, we assign the MUSIC spectra of each subregion  $\{\mathbf{p}_q\}_{q=1}^Q$  as the labels of each deep network. Notice that we use the true covariance matrix  $\mathbf{R}_y$  when designing the label data  $\mathbf{p}$ . However, we use the sample covariance matrix  $\hat{\mathbf{R}}_y = \frac{1}{T} \sum_{i=1}^T \mathbf{y}(t_i)\mathbf{y}^H(t_i)$  as input to the deep network. This approach eliminates the corruptions at the output label that may be caused due to the noisy realizations.

#### B. Input Data

To construct the input data of the proposed DeepMUSIC framework, we use the real, imaginary and the angular values of the covariance matrix  $\mathbf{R}_y$ . Let  $\mathbf{X}$  be an  $M \times M \times 3$  real-valued matrix, then the  $(i, j)$ -th entry of the first and the second "channels" of  $\mathbf{X}$  are given by  $[\mathbf{X}]_{::,1}i,j = \text{Re}\{[\mathbf{R}_y]_{i,j}\}$  and  $[\mathbf{X}]_{::,2}i,j = \text{Im}\{[\mathbf{R}_y]_{i,j}\}$  respectively. Similarly, the  $(i, j)$ -th entry of the third "channel" of  $\mathbf{X}$  is defined as  $[\mathbf{X}]_{::,3}i,j = \angle\{[\mathbf{R}_y]_{i,j}\}$  where  $\angle\{\cdot\}$  returns the angle information of a complex quantity. While other input structures are possible such as the real and imaginary parts of the upper triangle of the covariance matrix [4], we observed that the above approach provides better feature extraction performance inherit in the input as well as achieving satisfactory mapping accuracy [7], [8].

#### C. Network Architecture and Training

We design  $Q$  identical CNN structures to estimate the target DOA angles. We demonstrate the network architecture of the proposed CNN structure in Fig. 2. Each CNN is composed of

17 layers including input and output layers. The overall deep network structure for the  $q$ -th subregion can be represented by a non-linear mapping function  $\Sigma_q(\mathbf{X}) : \mathbb{R}^{M \times M \times 3} \rightarrow \mathbb{R}^L$ . In particular, we have

$$\Sigma_q(\mathbf{X}) = f^{(17)}(f^{(16)}(\dots f^{(1)}(\mathbf{X}) \dots)) = \mathbf{p}_q, \quad (4)$$

where  $f^{(14)}(\cdot)$  denotes a fully connected layer which maps an arbitrary input  $\bar{\mathbf{x}} \in \mathbb{R}^{C_x}$  to the output  $\bar{\mathbf{y}} \in \mathbb{R}^{C_y}$  by using the weights  $\bar{\mathbf{W}} \in \mathbb{R}^{C_x \times C_y}$ . Then the  $c_y$ -th element of the output of the layer can be given by the inner product

$$\bar{y}_{c_y} = \langle \bar{\mathbf{W}}_{c_y}, \bar{\mathbf{x}} \rangle = \sum_i [\bar{\mathbf{W}}]_{c_y, i} \bar{x}_i, \quad (5)$$

for  $c_y = 1, \dots, C_y$  and  $\bar{\mathbf{W}}_{c_y}$  is the  $c_y$ -th column vector of  $\bar{\mathbf{W}}$  and  $C_x = C_y = 1024$  is selected for  $f^{(14)}(\cdot)$ .

In (4),  $\{f^{(i)}(\cdot)\}_{i=\{2,5,8,11\}}$  represent the convolutional layers. The arithmetic operation of a single filter of a convolutional layer can be defined for an arbitrary input  $\bar{\mathbf{X}} \in \mathbb{R}^{d_x \times d_x \times V_x}$  and output  $\bar{\mathbf{Y}} \in \mathbb{R}^{d_y \times d_y \times V_y}$  as

$$\bar{\mathbf{Y}}_{p_y, v_y} = \sum_{p_k, p_x} \langle \bar{\mathbf{W}}_{v_y, p_k}, \bar{\mathbf{X}}_{p_x} \rangle, \quad (6)$$

where  $d_x \times d_y$  is the size of the convolutional kernel, and  $V_x \times V_y$  are the size of the response of a convolutional layer.  $\bar{\mathbf{W}}_{v_y, p_k} \in \mathbb{R}^{V_x}$  denotes the weights of the  $v_y$ -th convolutional kernel, and  $\bar{\mathbf{X}}_{p_x} \in \mathbb{R}^{V_x}$  is the input feature map at spatial position  $p_x$ . Hence we define  $p_x$  and  $p_k$  as the 2-D spatial positions in the feature maps and convolutional kernels, respectively [12], [13]. In the proposed architecture, we use 256 filters, the first two of which are of size  $5 \times 5$  and the remaining two have  $3 \times 3$  filters.

In (4),  $\{f^{(i)}(\cdot)\}_{i=\{3,6,9,12\}}$  are the normalization layers and  $\{f^{(i)}(\cdot)\}_{i=\{4,7,10,13\}}$  are the rectified linear unit (ReLU) layers which are defined as  $\text{ReLU}(x) = \max(0, x)$ .  $f^{(15)}(\cdot)$  is a dropout layer and  $f^{(16)}(\cdot)$  is a softmax layer defined for an arbitrary input  $\bar{\mathbf{x}} \in \mathbb{R}^D$  as  $\text{softmax}(\bar{x}_i) = \frac{\exp\{\bar{x}_i\}}{\sum_{i=1}^D \exp\{\bar{x}_i\}}$ . Finally, the output layer  $f^{(17)}(\cdot)$  is a regression layer of size  $L \times 1$ .

The proposed deep networks are realized and trained in MATLAB on a PC with a single GPU and a 768-core processor. We used the stochastic gradient descent algorithm with momentum 0.9 and updated the network parameters with learning rate 0.01 and mini-batch size of 128 samples. Then, we reduced the learning rate by the factor of 0.5 after each 10 epochs. We also applied a stopping criteria in training so that the training ceases when the validation accuracy does not improve in three consecutive epochs. Algorithm 1 summarizes steps for training data generation. In the training stage, we use the angular spectrum as  $[\Theta^{\text{start}}, \Theta^{\text{final}}] = [-60^\circ, 60^\circ]$  [4] with  $N = 2^{12}$  grid points. This angular interval is then partitioned into  $Q = K$  subregions. In particular,  $J_\alpha$  DOA angle sets  $\{\theta_k^{(\alpha)}\}_{k=1}^K$  are realized for  $\alpha = 1, \dots, J_\alpha$  and the DOA angles are selected as the integer angles drawn uniform randomly from  $\theta_k^{(\alpha)} \sim \text{unif}[\Theta_k^{\text{start}}, \Theta_k^{\text{final}}]$ . Then, for each realization, noisy array outputs  $\mathbf{y}^{(\alpha, \beta)}(t_i)$  are generated for  $\beta = 1, \dots, J_\beta$ . We select  $J_\alpha = J_\beta = 100$  and  $T = 500$  in our simulations. When generating the data, we use four different

---

#### Algorithm 1 Training data generation for DeepMUSIC.

---

- Input:**  $J_\alpha, J_\beta, T, M, Q, K, \text{SNR}_{\text{TRAIN}}$ .  
**Output:** Training data sets  $\{\mathcal{D}_q\}_{q=1}^Q$ .
- 1: Generate  $J_\alpha$  DOA angle sets  $\{\theta_k^{(\alpha)}\}_{k=1}^K$  such that  $\theta_k^{(\alpha)} \in [\Theta_k^{\text{start}}, \Theta_k^{\text{final}}]$  for  $\alpha = 1, \dots, J_\alpha$ .
  - 2: Initialize with  $\mu = 1$  while the dataset length is  $J = J_\alpha J_\beta$ .
  - 3: **for**  $1 \leq \alpha \leq J_\alpha$  **do**
  - 4:   Construct  $\mathbf{A}^{(\alpha)} = [\mathbf{a}(\theta_1^{(\alpha)}), \dots, \mathbf{a}(\theta_K^{(\alpha)})]$ .
  - 5:   Construct  $\tilde{\mathbf{R}}_y^{(\alpha)} = \mathbf{A}^{(\alpha)} \mathbf{\Gamma}^{(\alpha)} \mathbf{A}^{(\alpha)H}$ .
  - 6:   Using  $\tilde{\mathbf{R}}_y^{(\alpha)}$ , obtain noise subspace  $\mathbf{U}_N^{(\alpha)}$ .
  - 7:   Compute  $P^{(\alpha)}(\theta)$  in (3) for  $\theta \in [\Theta^{\text{start}}, \Theta^{\text{final}}]$  and construct  $\mathbf{p}^{(\alpha)}$  and the partitioned spectra  $\{\mathbf{p}_q^{(\alpha)}\}_{q=1}^Q$ .
  - 8:   **for**  $1 \leq \beta \leq J_\beta$  **do**
  - 9:     Generate  $s_k^{(\alpha, \beta)}(t_i) \sim \mathcal{CN}(\mathbf{0}_K, \mathbf{I}_K)$  for  $T$  snapshots.
  - 10:    Generate noisy array output  $\mathbf{y}^{(\alpha, \beta)}(t_i) = \sum_{k=1}^K \mathbf{a}(\theta_k^{(\alpha)}) s_k^{(\alpha, \beta)}(t_i) + \mathbf{n}^{(\alpha, \beta)}(t_i)$ , where  $\mathbf{n}^{(\alpha, \beta)} \sim \mathcal{CN}(\mathbf{0}_M, \sigma_{\text{TRAIN}}^2 \mathbf{I}_M)$ .
  - 11:    Construct sample covariance matrix  $\mathbf{R}_y^{(\alpha, \beta)} = \frac{1}{T} \sum_{i=1}^T \mathbf{y}^{(\alpha, \beta)}(t_i) \mathbf{y}^{(\alpha, \beta)H}(t_i)$ .
  - 12:    Form the input data  $\mathbf{X}^{(\mu)}$  as  $[\mathbf{X}^{(\mu)}]_{:,1} = \text{Re}\{[\mathbf{R}_y^{(\alpha, \beta)}]_{i,j}\}$ ,  $[\mathbf{X}^{(\mu)}]_{:,2} = \text{Im}\{[\mathbf{R}_y^{(\alpha, \beta)}]_{i,j}\}$ ,  $[\mathbf{X}^{(\mu)}]_{:,3} = \angle\{[\mathbf{R}_y^{(\alpha, \beta)}]_{i,j}\}$ .
  - 13:    Form the output of the  $q$ -th CNN as  $\mathbf{z}_q^{(\mu)} = \mathbf{p}_q^{(\alpha)}$ .
  - 14:    Construct the input-output pair of the  $q$ -th CNN as  $(\mathbf{X}^{(\mu)}, \mathbf{z}_q^{(\mu)})$ .
  - 15:     $\mu = \mu + 1$ .
  - 16:    **end for**  $\beta$ ,
  - 17: **end for**  $\alpha$ ,
  - 18: Training data for the  $q$ -th CNN is obtained from the collection of the input-output pairs as  $\mathcal{D}_q = ((\mathbf{X}^{(1)}, \mathbf{z}_q^{(1)}), (\mathbf{X}^{(2)}, \mathbf{z}_q^{(2)}), \dots, (\mathbf{X}^{(J)}, \mathbf{z}_q^{(J)}))$ .
- 

SNR levels, i.e.,  $\text{SNR}_{\text{TRAIN}} = \{15, 20, 25, 30\}$  dB where  $\text{SNR}_{\text{TRAIN}} = 10 \log_{10}(\sigma_S^2 / \sigma_{\text{TRAIN}}^2)$  and  $\sigma_S^2 = 1$ . Hence, the total data set length is  $J = 4J_\alpha J_\beta = 40000$ . Further, 80% and 20% of all generated data are chosen for training and validation datasets, respectively. For the prediction process, we select the DOA angles as the floating angles generated uniform randomly in the subregions defined above. Then,  $J_T = 100$  Monte Carlo experiments are conducted to obtain the statistical performance of the proposed DeepMUSIC framework.

#### IV. NUMERICAL SIMULATIONS

In this section, we present the performance of the proposed DeepMUSIC algorithm in comparison with the MLP structure in [4], the MUSIC algorithm [2] and the Cramer-Rao lower Bound (CRB) [3]. To train the deep networks, we follow the steps in Section III and Algorithm 1. Throughout the simulations, we use a ULA with  $M = 16$  antennas with  $\lambda = d/2$ ,  $T = 100$ . Since MLP works only for  $K = 2$  signals, we present the results for both  $K = 2$  and  $K = 6$  in the simulations.

In Fig. 3, we present the DOA estimation performance of the algorithms for  $K = 2$  and  $K = 6$  respectively. When

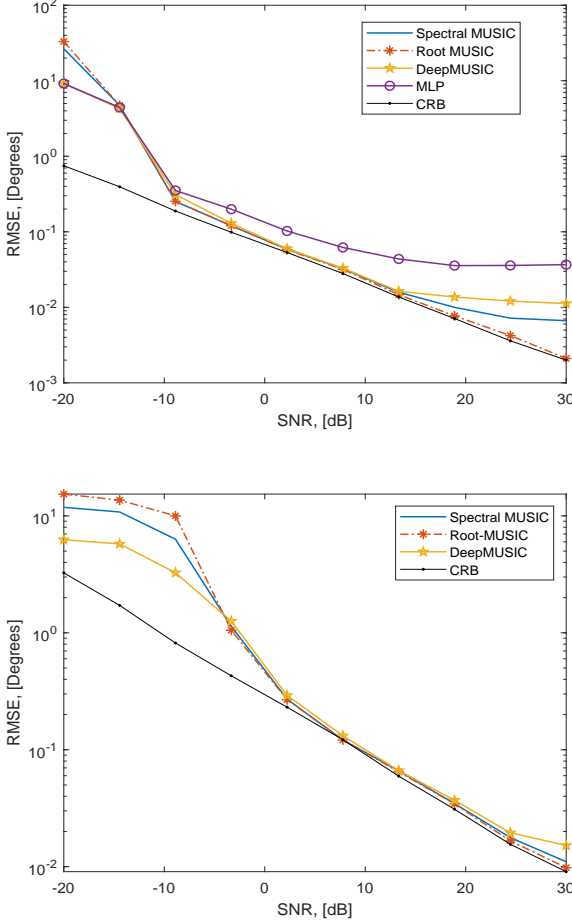


Fig. 3. DOA estimation performance versus SNR for  $K = 2$  (Top) and  $K = 6$  (Bottom).

$K = 2$ , we can see that DeepMUSIC outperforms MLP and provides very close performance to the spectral and root-MUSIC algorithms respectively. When  $K = 6$ , we see that DeepMUSIC performs better than the MUSIC algorithms in low SNR regimes and closely follows the performance of the MUSIC algorithms as SNR increases. The performance of DeepMUSIC can be attributed to the use of convolutional layers which extract the hidden features inherent in the input data. The MLP architecture consists of only fully connected layers which does not provide effective feature extraction property. Furthermore, MLP only works for two signals which brings a strong limitation for practicality. In contrast, the proposed DeepMUSIC framework exhibits a reasonable performance for multiple targets.

We can also see from Fig. 3 that, for high SNR regimes, i.e.,  $\text{SNR} \geq 20$  dB, the performance of the DL-based methods and the spectral MUSIC algorithm maxes out and does not improve. The performance loss of the spectral MUSIC algorithm is due to reaching the angular resolution limit  $\gamma = | -60 - 60 | / 2^{12} \approx 0.02$ . The performance loss for DeepMUSIC and MLP is due to the loss of precision in the deep networks. This is because, being biased estimators, deep networks do not provide unlimited accuracy. This problem can

be mitigated by increasing the number of units in various network layers. Unfortunately, it may lead to the network memorizing the training data and perform poorly when the test data are different than the ones in training. To balance this trade-off, we used noisy data-sets with several  $\text{SNR}_{\text{TRAIN}}$  levels during training so that the network attains reasonable tolerance to corrupted/imperfect inputs. While similar performance degradation is also observed in recent studies [5], [6], no justification is provided for this issue.

We also compare the computation time of the DOA estimation algorithms for the same settings and  $K = 2$ . We observe that DeepMUSIC and MLP take about 0.0020 s and 0.0110 s whereas spectral MUSIC and root-MUSIC need 0.0300 s and 0.0040 s to obtain the MUSIC spectra. These results show that DeepMUSIC has the lowest computation time as compared to the competing algorithms.

## V. SUMMARY

In this letter, we introduced a DL framework called DeepMUSIC for DOA estimation. The major advantage of the proposed approach is that it can work for multiple targets in comparison with the previous works. Furthermore, DeepMUSIC provides less computational complexity as compared to the conventional techniques.

## REFERENCES

- [1] H. Krim and M. Viberg, "Two decades of array signal processing research: the parametric approach," *Signal Processing Magazine, IEEE*, vol. 13, no. 4, pp. 67–94, Jul 1996.
- [2] R. Schmidt, "Multiple emitter location and signal parameter estimation," *IEEE Trans. Antennas Propag.*, vol. 34, no. 3, pp. 276–280, 1986.
- [3] B. Friedlander and A. Weiss, "Direction finding in the presence of mutual coupling," *IEEE Trans. Antennas Propag.*, vol. 39, no. 3, pp. 273–284, 1991.
- [4] Z. Liu, C. Zhang, and P. S. Yu, "Direction-of-arrival estimation based on deep neural networks with robustness to array imperfections," *IEEE Trans. Antennas Propag.*, vol. 66, no. 12, pp. 7315–7327, Dec 2018.
- [5] L. Wu, Z. Liu, and Z. Huang, "Deep Convolution Network for Direction of Arrival Estimation With Sparse Prior," *IEEE Signal Process. Lett.*, vol. 26, no. 11, pp. 1688–1692, Nov 2019.
- [6] D. Hu, Y. Zhang, L. He, and J. Wu, "Low-Complexity Deep-Learning-Based DOA Estimation for Hybrid Massive MIMO Systems with Uniform Circular Arrays," *IEEE Wireless Commun. Lett.*, pp. 1–1, 2019.
- [7] A. M. Elbir, K. V. Mishra, and Y. C. Eldar, "Cognitive radar antenna selection via deep learning," *IET Radar, Sonar & Navigation*, vol. 13, pp. 871–880, 2019.
- [8] A. M. Elbir and K. V. Mishra, "Joint Antenna Selection and Hybrid Beamformer Design using Unquantized and Quantized Deep Learning Networks," *IEEE Trans. Wireless Commun.*, pp. 1–1, 2019.
- [9] L. Wu and Z. Huang, "Coherent svr learning for wideband direction-of-arrival estimation," *IEEE Signal Process. Lett.*, vol. 26, no. 4, pp. 642–646, April 2019.
- [10] Q. Li, X. Zhang, and H. Li, "Online direction of arrival estimation based on deep learning," in *2018 IEEE International Conference on Acoustics, Speech and Signal Processing (ICASSP)*, April 2018, pp. 2616–2620.
- [11] A. M. Elbir, S. Mulleti, R. Cohen, R. Fu, and Y. C. Eldar, "Deep-sparse array cognitive radar," in *IEEE International Conference on Sampling Theory and Applications*, 2019, pp. 1–5.
- [12] A. Massa, D. Marcantonio, X. Chen, M. Li, and M. Salucci, "DNNs as Applied to Electromagnetics, Antennas, and PropagationA Review," *IEEE Antennas Wireless Propag. Lett.*, vol. 18, no. 11, pp. 2225–2229, Nov 2019.
- [13] J. Cheng, J. Wu, C. Leng, Y. Wang, and Q. Hu, "Quantized CNN: A unified approach to accelerate and compress convolutional networks," *IEEE Trans. Neural Netw. Learn. Syst.*, vol. 29, no. 10, pp. 4730–4743, 2018.