
Robust Deep Ordinal Regression Under Label Noise

Bhanu Garg
 bhanugarg05@gmail.com
 Machine Learning Lab
 IIIT Hyderabad, India

Naresh Manwani
 naresh.manwani@iiit.ac.in
 Machine Learning Lab
 IIIT Hyderabad, India

Abstract

State-of-the-art ordinal regression methods rely on the correctness of the labels in the data. The real world data might be susceptible to label noise, and the existing state of the art algorithms do not take label noise into account. So far, none of the approach for ordinal regression takes care of the label noise issue. We propose two novel noise models for ordinal regression. Further, we propose a general framework for robust ordinal regression learning. The proposed method is based on unbiased estimators approach and assumes the knowledge of noise model. We then give a deep learning implementation for two commonly used loss functions for ordinal regression. We prove that this approach gives a rank consistent model, which is needed for a good ranking rule. We verify the proposed approach empirically and show that it is indeed robust to label noise. To the best of our knowledge, this is the first approach for learning robust deep ordinal regression models in presence of label noise.

1 Introduction

Ordinal regression or sometimes ranking learning is a supervised learning problem where the objective is to predict categories or labels on an ordinal scale. Ordinal regression arises frequently in social sciences and information retrieval where human preferences play a major role. The label space does not have a distance metric defined over it which makes it different from regression, but there is a relative ordering given over the labels which makes it distinct from multi-class classification.

Common applications of ordinal regression include age detection from face images, predicting credit ratings [Hirk et al., 2018], in recommendation systems, progress of diseases such as Alzheimer’s [Doyle et al., 2014], periodontal diseases [Javali and Pandit, 2010], decoding information on neural activity from fMRI scans [Satake et al., 2018] to name a few. Such varied and high impact applications make ordinal regression an important problem.

An ordinal regression classifier can be described using a real valued function and a set of ordered thresholds. Many state-of-the-art methods in supervised learning use risk minimization technique to learn the optimal parameters of the model. Risk minimization requires a suitable choice of loss function. Commonly used zero-one loss for classification problems would ignore the ordinal ranking of the labels. Instead, mean absolute error (MAE) which is defined as the absolute difference between ranks of predicted and true label is commonly used choice to evaluate the performance of ordinal regression approaches. However, MAE is not differentiable continuously, which makes risk minimization computationally hard. To overcome that, convex surrogates of MAE are used for risk minimization. One such loss function is l_{IMC} [Chu and Keerthi, 2005]. It is also known that risk minimization using this loss preserves the ordering of the thresholds [Chu and Keerthi, 2005]. Thus, the name l_{IMC} (loss with implicit constraints). A Perceptron based online ranking algorithms are proposed in [Crammer and Singer, 2001, Manwani, 2018]. l_{IMC} is used to learn maximum margin ordinal regression function [Chu and Keerthi, 2005, Antoniuk et al., 2016]. Ordering of thresholds can also be forced by posing the constraints explicitly [Chu and Keerthi, 2005]. [Li and Lin, 2006] propose approach which converts ordinal regression learning into extended binary classification. Ordinal regression classifier can also be learnt using neural network as proposed in [Cao et al., 2019, Cheng, 2007]. In [Cao et al., 2019], authors use cross entropy based loss l_{CE} for ordinal regression and show that l_{CE} intrinsically maintains the ordering among

the thresholds. A deep neural network model for ordinal regression is proposed in [Liu et al., 2018]. In all these methods, it is assumed that the data used for the training does not suffer from the label noise.

Because of practical reasons, with the way the data is collected, the labels in the data might be noisy. Subjective errors, measurement errors, manual errors etc. are some of the reasons we get noisy labels. Because of this label noise in the data, we may not learn the true underlying ordinal regression function. Thus, we need to develop robust methods which can learn the true underlying classifier even when we have label noise in the training data.

Label noise issue in the context of binary and multi-class classification problems has been very well addressed. A good literature survey is provided in [Frenay and Verleysen, 2014] for robust classification methods in presence of label noise. In [Manwani and Sastry, 2011, Ghosh et al., 2017], authors provide sufficient symmetry conditions on loss functions, that would ensure robustness to label noise for binary classification. It is shown in In [Manwani and Sastry, 2011, Ghosh et al., 2017] that convex loss functions are not robust under label noise. Similar results are shown by [Ghosh et al., 2017] for multiclass classification. The authors in [Natarajan et al., 2013] assume the knowledge of noise rates and propose an approach to find unbiased estimator of the true risk under clean labels. This authors also show that this approach generalize well on the unseen data. [Liu and Tao, 2016] use importance reweighting for learning in presence of class conditional noise, and provide a simple method to estimate noise rates using density ratio estimation.

Robust learning of ordinal regression models in presence of label noise is completely unaddressed issue so far. In this paper, we propose an approach for learning robust ordinal regression in presence of label noise. Our approach is based on the method of unbiased estimator as discussed in [Natarajan et al., 2013]. Thus, we require the complete knowledge of noise model (i.e. noise rates). We have made following contributions in the paper.

Contributions

1. We propose two label noise models for ordinal regression, namely exponentially decaying noise and inversely decaying noise. When same noise parameter is used for all the classes, it is called uniformly decaying noise. When the parameter changes with changing the class, it is called class conditional decaying noise.
2. We propose unbiased estimator based approach for

robust ordinal regression based on losses l_{CE} and l_{IMC} . We show that unbiased estimators \tilde{l}_{CE} and \tilde{l}_{IMC} are rank consistent (intrinsically maintain the ordering among the thresholds) .

3. We propose deep learning methods for robust ordinal regression based on \tilde{l}_{CE} and \tilde{l}_{IMC} . We also show that SGD on \tilde{l}_{CE} and \tilde{l}_{IMC} preserves the ordering of the thresholds. Hence, the back-propagation also preserves the ordering of the thresholds.
4. We experimentally show the effectiveness of the proposed approach on various datasets with both the noise models. We show that our approach is able to learn robust deep ordinal regression models.

To the best of our knowledge, this is the first attempt to address the label noise issue in the context of ordinal regression.

2 Ordinal Regression

Let \mathcal{D} be the unknown distribution of true data from which N i.i.d samples are drawn. Each sample is of the form $(\mathbf{x}_i, y_i) \in \mathcal{X} \times \mathcal{Y}$, where $\mathcal{X} \subseteq \mathbb{R}^d$ and $\mathcal{Y} = \{1, \dots, K\}$. The labels in \mathcal{Y} are ordered, i.e. $1 < 2 < \dots < K$. An ordinal regression function $f : \mathcal{X} \rightarrow \mathcal{Y}$ is described using a function $g : \mathcal{X} \rightarrow \mathbb{R}$ and thresholds b_1, \dots, b_K as follows.

$$f(\mathbf{x}) = 1 + \sum_{k=1}^{K-1} \mathbb{I}_{\{g(\mathbf{x}) + b_k > 0\}} = \min_{i \in [K]} \{i : g(\mathbf{x}) + b_i \leq 0\}$$

Let $\mathbf{b} = [b_1 \dots b_{K-1}]^T \in \mathbb{R}^{K-1}$. Thus, function $g(\cdot)$ and thresholds \mathbf{b} are the parameters to be optimized. We assume $b_K = -\infty$. We must ensure that $b_1 \geq \dots \geq b_{K-1}$ to maintain the ordering among the classes [Crammer and Singer, 2001, Li and Lin, 2006].

2.1 Loss Functions for Ordinal Regression

In this section we describe commonly used loss functions to capture the discrepancy between the predicted label and the true label.

1. l_{MAE} : Mean absolute error captures the absolute difference between the predicted label and the true label [Antoniuk et al., 2016].

$$l_{MAE}(g(\mathbf{x}), \mathbf{b}, y) = \sum_{i=1}^{y-1} \mathbb{I}_{\{g(\mathbf{x}) + b_i < 0\}} + \sum_{i=y}^{K-1} \mathbb{I}_{\{g(\mathbf{x}) + b_i \geq 0\}} \quad (1)$$

l_{MAE} takes value 0, whenever $-b_{y-1} \leq g(\mathbf{x}) \leq -b_y$. Optimizing l_{MAE} is computationally hard as

its derivative is a discontinuous function. Thus, in practice, we use convex surrogates of l_{MAE} as loss functions to minimise risk and find the parameters of $g(\cdot)$ and thresholds b_1, \dots, b_{K-1} .

2. l_{IMC} : It is a convex surrogate of l_{MAE} and is used in extended SVM for ordinal regression [Chu and Keerthi, 2005], which implicitly maintains the ordering of the thresholds b_i 's.

$$l_{IMC}(g(\mathbf{x}), \mathbf{b}, y) = \sum_{i=1}^{y-1} \max(0, 1 - g(\mathbf{x}) - b_i) + \sum_{i=y}^{K-1} \max(0, 1 + g(\mathbf{x}) + b_i) \quad (2)$$

For a given example-label pair $\{\mathbf{x}, y\}$, $l_{IMC}(g(\mathbf{x}), \mathbf{b}, y) = 0$ only when $g(\mathbf{x}) + b_i \geq 1, \forall i < y$ and $g(\mathbf{x}) + b_i \leq -1, \forall i \geq y$. Let us define $z_i, i \in [K]$ as follows. $z_i = 1, \forall i < y$ and $z_i = -1, \forall i \geq y$. Thus, $l_{IMC}(g(\mathbf{x}), \mathbf{b}, y) = 0$ requires that $z_i(g(\mathbf{x}) + b_i) \geq 1, \forall i \in [K]$. l_{IMC} can be re-written as below.

$$l_{IMC}(f(\mathbf{x}), \mathbf{b}, y) = \sum_{i=1}^K \max[0, 1 - z_i(g(\mathbf{x}) + b_i)]$$

In [Chu and Keerthi, 2005], it is shown that l_{IMC} is implicitly rank consistent, which means, at the optimal solution, $b_1 \leq \dots \leq b_{K-1}$.

3. l_{CE} : Cross entropy loss [Cheng, 2007, Cao et al., 2019] for ordinal regression is described as follows.

$$l_{CE}(g(\mathbf{x}), \mathbf{b}, y) = - \sum_{j=1}^{K-1} [z_j \log(\sigma(g(\mathbf{x}) + b_j)) + (1 - z_j) \log(1 - \sigma(g(\mathbf{x}) + b_j))]$$

where $\sigma(a) = (1 + e^{-a})^{-1}$ is the sigmoid function. Also, $z_j = 1, \forall j < y$ and $z_j = 0, \forall j \geq y$. It is shown that l_{CE} is rank consistent [Cao et al., 2019]. Which means, while minimizing the risk under l_{CE} , $b_1 \geq \dots \geq b_{K-1}$ will hold at the optimality.

3 Label Noise Setting in Ordinal Regression

Real world datasets are seldom perfect and often suffer from various noise issues. One kind of noise in the data is label noise. Thus, in practice, we get corrupted samples $(\mathbf{x}_i, \tilde{y}_i)$, $i = 1 \dots N$, where \tilde{y}_i is the noisy labels. The noisy label \tilde{y}_i could be different from the true label y_i . For a detailed account of sources of noise

and taxonomy see [Frenay and Verleysen, 2014]. For classification problems, learning in presence of label noise is a well studied problem [Manwani and Sastry, 2011, Natarajan et al., 2013, Ghosh et al., 2017, Liu and Tao, 2016].

Let $P(\tilde{y} = j | y = i, \mathbf{x}) = \eta_{(i,j)}(\mathbf{x})$ be the probability of observing label j for example \mathbf{x} whose true label is i . Uniform label noise ($P(\tilde{y} = j | y = i, \mathbf{x}) = \eta, \forall i \neq j$ and $\forall \mathbf{x}$) and class conditional label noise ($P(\tilde{y} = j | y = i, \mathbf{x}) = \eta_{(i)}/K, \forall \mathbf{x} \in C_i, i \neq j$) are some of the commonly used noise models in the context of classification problem [Frenay and Verleysen, 2014, Ghosh et al., 2017]. For such noise models, we simply denote $\eta_{(i,j)}(\mathbf{x}) = \eta_{(i,j)}$ (removing the dependence on \mathbf{x}). For class conditional case, the noise model can be represented completely by following noise matrix [Frenay and Verleysen, 2014].

$$\mathbf{N} = \begin{bmatrix} \eta_{(1,1)} & \eta_{(1,2)} & \eta_{(1,3)} & \dots & \eta_{(1,K)} \\ \eta_{(2,1)} & \eta_{(2,2)} & \eta_{(2,3)} & \dots & \eta_{(2,K)} \\ \vdots & \vdots & \vdots & \ddots & \vdots \\ \eta_{(K,1)} & \eta_{(K,2)} & \eta_{(K,3)} & \dots & \eta_{(K,K)} \end{bmatrix}$$

3.1 Label Noise Models for Ordinal Regression

Note that both uniform and class conditional noise models described above do not take the ordinal aspect of the label into account due to the following reasoning. In practice, when humans are asked to annotate the data (say rating a product), it is likely that even if there is an error in labeling the data, the human has a sense of label "category". Which means, they might be able to classify the product as good or bad, but there might be error in imputing the correct rank. Thus, when they make errors in ranking, it is more likely that they choose neighboring rank more often than the far away rank. Thus, it would make sense to study label noise models in which the noise probability to a far away label is less than that of to a nearer label.

With this in mind, we propose the following noise models. Note that in this paper, we consider noise models in which the noise rate does not depend on \mathbf{x} .

- **Exponentially decaying noise:** In this model, the probability of mis-labeling decreases exponentially as the distance (between ranks) increases. $\eta_{(i,j)} = e^{-\rho_i|i-j|}, \forall i \neq j$ where ρ_i is a parameter corresponding to the i^{th} class. The diagonal elements $\eta_{(i,i)}$ are defined as $\eta_{(i,i)} = 1 - \sum_{j=1, j \neq i}^K \eta_{(i,j)}$. If $\rho_i = \rho, \forall i$ then the noise model is called uniformly exponentially decaying noise.
- **Inversely decaying noise:** In this model, the probability of mislabeling is inversely proportional

to the absolute difference between the true rank and the rank of incorrect label. Here $\eta_{(i,j)} = \frac{\rho_i}{|i-j|}$, $\forall i \neq j$ where ρ_i being a parameter for each class i . As earlier, the diagonal elements $\eta_{(i,i)}$ are defined as $\eta_{(i,i)} = 1 - \sum_{j=1, j \neq i}^K \eta_{(i,j)}$. If $\rho_i = \rho$, $\forall i$ then the noise model is called uniformly inversely decaying noise model.

Example 1: Here we see noise matrix corresponding to uniformly inversely decaying noise model. Let $\rho = 0.15$, and there are 4 classes, then the noise matrix is as follows.

$$\mathbf{N} = \begin{bmatrix} 0.725 & 0.15 & 0.075 & 0.05 \\ 0.15 & 0.625 & 0.15 & 0.075 \\ 0.075 & 0.15 & 0.625 & 0.15 \\ 0.05 & 0.075 & 0.15 & 0.725 \end{bmatrix}$$

Observe that in the uniform versions of the above two noise models, the probability of not flipping the label $\eta_{(i,i)}$ is maximum at the extremes and is minimum for mid-labels. Labels in the middle of the label range are more susceptible to noise as compared to labels at the end. This also aligns with the human behaviour while ranking objects on an ordinal scale. Say a human is asked to rate a product on a scale of 1 to 10, 1 being poor quality and 10 being excellent. The human would be more certain when assigning extreme ratings, e.g. an extremely good (or poor) product is easy to distinguish. Thus, $\eta_{i,i}$ for extreme ratings would be high. On the other hand, distinction becomes more confusing close to the middle range. And hence identifying the true rating becomes more difficult in the middle range compared to the extremes. This leads to decreasing values of $\eta_{i,i}$ in the middle order.

3.2 Properties of Noise Matrix of the Proposed Noise Models

We observe the following properties of matrix \mathbf{N} .

- Since $\eta_{(i,j)}$ is a function of $|i - j|$, matrix \mathbf{N} becomes symmetric. \mathbf{N}^{-1} is also symmetric, because inverse of a symmetric matrix is symmetric.
- Each row (and column) has a sum of 1 as it represents a probability distribution of a random variable. $\sum_i \eta_{(i,j)} = \sum_j \eta_{(i,j)} = 1$. This implies that the matrix \mathbf{N} is doubly-stochastic.
- We assume that the noise rates are such that the probability of a label being same as its true class is greater than 0.5. Then $\eta_{(i,i)} > 0.5$ and $\eta_{(i,i)} \geq \sum_{j,j \neq i} \eta_{(j,i)}$. This condition implies that the matrix \mathbf{N} is (strictly) diagonally dominant. With this assumption, matrix \mathbf{N} becomes non-singular [Horn and Johnson, 2012].

- Row sum (and column sum) of \mathbf{N}^{-1} is 1. This can be quickly seen as follows. Since $\mathbf{N}^{-1}\mathbf{N} = \mathbf{I}$, for all $j, k \in [K]$, we get, $\sum_{i=1}^K \eta_{(j,i)} \mathbf{N}_{(i,k)}^{-1} = \mathbb{I}_{\{j=k\}}$. Now, summing over $j = 1 \dots K$, we get $\sum_{j=1}^K \sum_{i=1}^K \eta_{(j,i)} \mathbf{N}_{(i,k)}^{-1} = \sum_{j=1}^K \mathbb{I}_{\{j=k\}}$. By rearranging the terms and using the fact that $\sum_{i=1}^K \eta_{(i,j)} = 1$, $\forall j$, we get, the following. $\sum_{i=1}^K \mathbf{N}_{(i,k)}^{-1} = 1$, $\forall k$. Thus column sum of \mathbf{N}^{-1} is 1. Since $(\mathbf{N}^{-1})^T = \mathbf{N}^{-1}$, $\sum_{i=1}^K \mathbf{N}_{(k,i)}^{-1} = 1$. This shows that the row sum of \mathbf{N}^{-1} is also 1.
- Every column (row) of \mathbf{N}^{-1} has negative entries. This can be easily seen by contradiction. Suppose \mathbf{N}^{-1} has only non-negative elements in any column (all cannot be zero since \mathbf{N}^{-1} is an invertible matrix). Consider the dot product of i^{th} row of \mathbf{N} and j^{th} ($j \neq i$) column of \mathbf{N}^{-1} , which is $\sum_{t=1}^K \eta_{(i,t)} \mathbf{N}_{(t,j)}^{-1}$. Since \mathbf{N}^{-1} has all non-negative elements, we get, $\sum_{t=1}^K \eta_{(i,t)} \mathbf{N}_{(t,j)}^{-1} > 0$. But, $\sum_{t=1}^K \eta_{(i,t)} \mathbf{N}_{(t,j)}^{-1} = 0$, $\forall j \neq i$, which is a contradiction. Hence, in every column (and row) of \mathbf{N}^{-1} there's negative element.

Example 1 Revisited: We described noise matrix \mathbf{N} associated with uniformly inversely decaying noise for $\rho = 0.15$ and 4 classes. \mathbf{N}^{-1} is as follows.

$$\mathbf{N}^{-1} = \begin{bmatrix} 1.45 & -0.32 & -0.08 & -0.05 \\ -0.32 & 1.77 & -0.36 & -0.09 \\ -0.08 & -0.36 & 1.77 & -0.32 \\ -0.05 & -0.09 & -0.32 & 1.45 \end{bmatrix}$$

We clearly see that row sum and column sum of \mathbf{N}^{-1} are 1. Also, each column of \mathbf{N}^{-1} has negative entries.

4 Robust Ordinal Regression in Presence of Label Noise

In this section, we propose robust deep learning methodology for ordinal regression. As discussed earlier, we get corrupted samples $(\mathbf{x}_i, \tilde{y}_i)$, $i = 1 \dots N$, where \tilde{y}_i is the noisy label. Our approach is based on using unbiased estimator [Natarajan et al., 2013]. Thus, we use unbiased estimator $\tilde{l}(f(\mathbf{x}), \tilde{y})$ of the loss $l(f(\mathbf{x}), y)$. We choose $\tilde{l}(f(\mathbf{x}), \tilde{y})$ such that $\mathbb{E}_{\tilde{y}}[\tilde{l}(f(\mathbf{x}), \tilde{y})] = l(f(\mathbf{x}), y)$. Thus, optimising the risk based on $\tilde{l}(f(\mathbf{x}), \tilde{y})$ in presence of label noise results in optimising risk based on $l(f(\mathbf{x}), y)$ in the absence of noise. [Natarajan et al., 2013] proposed such a method for binary classification, and we use the idea to ordinal regression problem. We use the label noise matrix \mathbf{N} to construct the unbiased estimator \tilde{l} as follows. We construct $\tilde{l}(f(\mathbf{x}), \tilde{y})$ such that

$$\mathbb{E}_{\tilde{y}}[\tilde{l}(f(\mathbf{x}), \tilde{y})] = l(f(\mathbf{x}), y) \quad (3)$$

Using eq.(3), we get following system of equations.

$$l(f(\mathbf{x}), y) = \mathbb{E}_{\tilde{y}}[\tilde{l}(f(\mathbf{x}), \tilde{y})] = \sum_{\tilde{y}=1}^K \eta_{y, \tilde{y}} \tilde{l}(f(\mathbf{x}), \tilde{y}) \quad (4)$$

Let $\tilde{\mathbf{L}} = [\tilde{l}(f(\mathbf{x}), 1) \quad \tilde{l}(f(\mathbf{x}), 2) \quad \dots \quad \tilde{l}(f(\mathbf{x}), K)]^T$ and $\mathbf{L} = [l(f(\mathbf{x}), 1) \quad l(f(\mathbf{x}), 2) \quad \dots \quad l(f(\mathbf{x}), K)]^T$, then the system of equations in (4) can be written as $\mathbf{N}\tilde{\mathbf{L}} = \mathbf{L}$. Hence we get

$$\tilde{\mathbf{L}} = \mathbf{N}^{-1}\mathbf{L}$$

Note that the transformation of l to \tilde{l} just depends on noise rates. Also, function \tilde{l} need not be convex even if we begin with convex l . In this paper, we work with losses l_{CE} and l_{IMC} . It can be easily verified that \tilde{l}_{CE} and \tilde{l}_{IMC} are no more convex functions.

4.1 Rank Consistency of \tilde{l}_{CE} and \tilde{l}_{IMC}

Since we propose robust method for ordinal regression, we need to ensure that the loss functions used are rank consistent. While we know that both l_{CE} and l_{IMC} are rank consistent [Chu and Keerthi, 2005, Cao et al., 2019], it is required to show that \tilde{l}_{CE} and \tilde{l}_{IMC} are also rank consistent. The following theorem proves the same.

Theorem 1 \tilde{l}_{CE} and \tilde{l}_{IMC} are rank consistent.

Proof of this Theorem is provided in the Supplementary file. We now discuss deep learning approach for learning robust ordinal regression models.

4.2 Deep Learning Model for Robust Ordinal Regression

In this paper, we mainly focus on deep neural network based approaches to ordinal regression using the \tilde{l}_{CE} and \tilde{l}_{IMC} as loss functions.

4.2.1 Approach 1: Based on Loss \tilde{l}_{CE}

We use the neural network architecture described in Figure 1. The penultimate layer, whose output is denoted as $g(\mathbf{x})$, shares a single weight (but different bias) with all nodes in the pre-final layer. Let $h_j(\mathbf{x}) = \sigma(g(\mathbf{x}) + b_j)$, where $g(\mathbf{x})$ is a function of input vector \mathbf{x} computed using initial layers of the network. The pre-final layer in the network has $K - 1$ nodes where $P(y > j | \mathbf{x}) = h_j(\mathbf{x}) = \sigma(g(\mathbf{x}) + b_j)$ is the output of j^{th} node in that layer. b_j is the bias term corresponding to the j^{th} node in the pre-final layer. We use back-propagation algorithm (SGD) to minimize the loss

function \tilde{l}_{CE} as follows.

$$\begin{aligned} \tilde{l}_{CE}(g(\mathbf{x}), \mathbf{b}, \tilde{y}) &= \sum_{j=1}^K \mathbf{N}_{(\tilde{y}, j)}^{-1} l_{CE}(g(\mathbf{x}), \mathbf{b}, j) \\ &= - \sum_{j=1}^K \mathbf{N}_{(\tilde{y}, j)}^{-1} \sum_{i=1}^{K-1} \left(\log h_i(\mathbf{x})^{z_i^j} + \log(1 - h_i(\mathbf{x}))^{(1-z_i^j)} \right) \end{aligned}$$

Where \mathbf{N}^{-1} is the inverse of the noise matrix and $z_i^j = 1, \forall i < j$ and $z_i^j = 0, \forall i \geq j$.

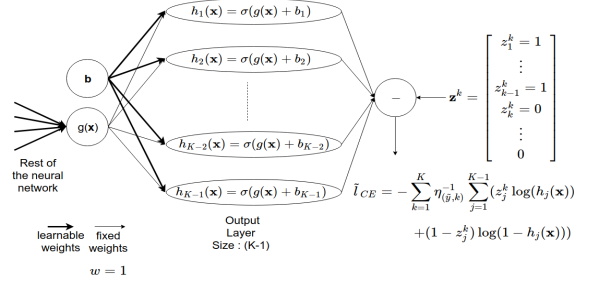


Figure 1: Neural network for robust ordinal regression based on loss \tilde{l}_{CE} .

We observe that the back-propagation algorithm for training the above network ensure the orderings among the thresholds as follows.

Theorem 2 *SGD on \tilde{l}_{CE} maintains ordering among the thresholds. Let $b_i^t, i \in [K - 1]$ be the thresholds at the t^{th} round and $b_i^t - b_{i+1}^t \geq 0, i \in [K - 1]$ holds true. Then at the $(t + 1)^{th}$ round, we observe that $\mathbb{E}_{\tilde{y}^t}[b_i^{t+1} - b_{i+1}^{t+1}] \geq 0, \forall i \in [K - 1]$.*

The proof is given in the supplementary file. Note that the ordering consistency proof can be shown only in the expected sense due to the following reason. As the back-propagation updates involve the terms containing $\mathbf{N}_{(\tilde{y}, j)}^{-1}$ which is a random variable as \tilde{y} is a random variable. To normalize it, we need to take expectation with respect to \tilde{y} . This shows the correctness of the approach based on loss \tilde{l}_{CE} for learning robust ordinal regression.

4.2.2 Approach 2: based on Loss \tilde{l}_{IMC}

We now give a neural network architecture for robust ordinal regression based on \tilde{l}_{IMC} . The architecture is described in Figure 2. Similar to Approach 1, here also, the penultimate layer shares a single weight (but different bias) with all nodes in the pre-final layer. Pre-final layer has $K - 1$ nodes whose outputs are $h_1(\mathbf{x}), \dots, h_{K-1}(\mathbf{x})$. Note that, here, $h_j(\mathbf{x}) = g(\mathbf{x}) + b_j$ where $g(\mathbf{x})$ is some function of the weights of neural network leading to all but last layer and the input vector \mathbf{x}_i . We minimize the following loss function

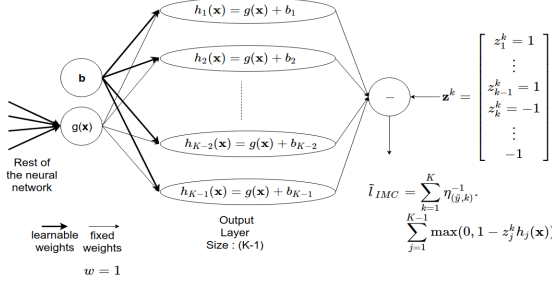


Figure 2: Neural network for robust ordinal regression using loss \tilde{l}_{IMC} .

using back-propagation.

$$\begin{aligned} \tilde{l}_{IMC}(g(\mathbf{x}^t), \mathbf{b}, \tilde{y}^t) \\ = \sum_{j=1}^K \mathbf{N}_{(\tilde{y}^t, j)}^{-1} \sum_{i=1}^{K-1} [0, 1 - z_i^j (g(\mathbf{x}^t) + b_i)]_+ \end{aligned}$$

Where $z_i^j = 1, \forall i < j$ and $z_i^j = -1, \forall i \geq j$.

Theorem 3 *SGD on \tilde{l}_{IMC} maintains ordering among the thresholds. Let $b_i^t, i \in [K-1]$ be the thresholds at the t^{th} round and $b_i^t - b_{i+1}^t \geq 0, i \in [K-1]$ holds true. Then at the $(t+1)^{th}$ round, we observe that $\mathbb{E}_{\tilde{y}^t}[b_i^{t+1} - b_{i+1}^{t+1}] \geq 0, \forall i \in [K-1]$.*

The proof is given in the supplementary file. Note that the ordering consistency proof can be shown only in the expected sense due to the similar reasons as Theorem 2.

Table 1: Data Description

Data	Instances	Features	Labels
Synthetic	10000	2	5
Abalone	4177	8	4
Housing	20640	8	10
MSLR-WEB-10K	1200192	136	5

Table 2: Noise rates for dataset and noise model

Data	Noise Model	ρ
Synthetic	Inverse	0.15
	Exponential	1.8
Abalone	Inverse	0.15
	Exponential	1.8
Housing	Inverse	0.05
	Exponential	2
MSLR	Inverse	0.15
	Exponential	1.8

5 Estimating Noise Rates

The few studies [Scott et al., 2013, Scott, 2015, Liu and Tao, 2016] for estimating noise rates, do work well for binary classification under some assumptions. The problem of estimating noise rates for ordinal regression is slightly more complicated by the fact that there are $K(K-1)$ parameters of the noise matrix \mathbf{N} to be estimated to know the noise rates. Here we propose to use [Patrini et al., 2017] - Theorem 3 to estimate noise rates. The Theorem-3 assumes existence of true characteristic of \mathbf{x} for every class $k \in \{1, 2, \dots, K\}$ in the data. We state the theorem and its assumptions below. Further, this assumption is similar to the irreducibility assumption of [Liu and Tao, 2016].

Assumption 4 *For all $k \in \{1, 2, \dots, K\}$, there exists \mathbf{x}_i such that $P(y = k | \mathbf{x}_i) = 1$.*

Lemma 5 *Under the Assumption 4, we observe the following result.*

$$\eta_{(k,k)} = \max_{\mathbf{x} \in \mathcal{X}} P(\tilde{y} = k | \mathbf{x})$$

Proof: Let $P(\tilde{y} \neq k | y = k, \mathbf{x}) = 1 - \eta_{(k,k)} = \sum_{i=1, i \neq k}^K \eta_{(k,i)}$. Then,

$$\begin{aligned} P(\tilde{y} = k | \mathbf{x}) &= \sum_{i \neq k} P(\tilde{y} = k | y = i, \mathbf{x}) P(y = i | \mathbf{x}) \\ &\quad + P(\tilde{y} = k | y = k, \mathbf{x}) P(y = k | \mathbf{x}) \\ &= \sum_{i \neq k} \eta_{(i,k)} P(y = i | \mathbf{x}) + \eta_{(k,k)} P(y = k | \mathbf{x}) \\ &= \sum_{i \neq k} \eta_{(i,k)} P(y = i | \mathbf{x}) + \eta_{(k,k)} (1 - \sum_{i \neq k} P(y = i | \mathbf{x})) \\ &= \eta_{(k,k)} + \sum_{i \neq k} (\eta_{(i,k)} - \eta_{(k,k)}) P(y = i | \mathbf{x}) \end{aligned}$$

Thus we have $\eta_{(k,k)} \geq P(\tilde{y} = k | \mathbf{x})$. Thus, by using Assumption 3, we can estimate $\eta_{(k,k)}$ as follows.

$$\eta_{(k,k)} = \max_{\mathbf{x} \in \mathcal{X}} P(\tilde{y} = k | \mathbf{x})$$

■

5.1 Estimating $P(\tilde{y} | \mathbf{x})$

We use the implementation in [Patrini et al., 2017] to estimate $P(\tilde{y} | \mathbf{x})$. We state the implementation here for the sake of completeness. Let X' be the set of feature vectors. Since we do not need the labels for this process, this could be the testing/evaluation set too. For each label $k \in 1, 2, \dots, K$ we can estimate the \mathbf{N} as -

$$\mathbf{x}_i = \arg \max_{\mathbf{x} \in X'} P(\tilde{y} = k | \mathbf{x}) \quad (5)$$

$$\mathbf{N}_{(j,k)} = P(\tilde{y} = j | \mathbf{x}_i) \quad (6)$$

Table 3: L_{CE} for inversely decaying noise model

Data	Mean Absolute Error			Mean zero-one Error		
	CIL	NIL	$NIUB\tilde{L}$	CIL	NIL	$NIUB\tilde{L}$
Synthetic	0.03 ± 0.01	0.09 ± 0.03	0.04 ± 0.02	0.03 ± 0.01	0.09 ± 0.03	0.04 ± 0.02
Abalone	0.42 ± 0.02	0.46 ± 0.03	0.44 ± 0.02	0.40 ± 0.02	0.44 ± 0.03	0.41 ± 0.02
Housing	0.95 ± 0.02	0.98 ± 0.02	0.95 ± 0.03	0.62 ± 0.01	0.64 ± 0.01	0.62 ± 0.01
MSLR	0.55 ± 0.01	0.63 ± 0.01	0.55 ± 0.01	0.49 ± 0.01	0.59 ± 0.01	0.49 ± 0.01

Table 4: L_{CE} for exponentially decaying noise model

Data	Mean Absolute Error			Mean zero-one Error		
	CIL	NIL	$NIUB\tilde{L}$	CIL	NIL	$NIUB\tilde{L}$
Synthetic	0.03 ± 0.01	0.09 ± 0.03	0.04 ± 0.02	0.03 ± 0.01	0.09 ± 0.03	0.04 ± 0.02
Abalone	0.42 ± 0.02	0.43 ± 0.02	0.43 ± 0.02	0.40 ± 0.02	0.41 ± 0.02	0.40 ± 0.02
Housing	0.95 ± 0.02	0.95 ± 0.02	0.94 ± 0.03	0.62 ± 0.01	0.62 ± 0.01	0.61 ± 0.01
MSLR	0.54 ± 0.01	0.56 ± 0.01	0.55 ± 0.01	0.48 ± 0.01	0.51 ± 0.01	0.48 ± 0.01

Table 5: L_{IMC} for inversely decaying noise model

Data	Mean Absolute Error			Mean zero-one Error		
	CIL	NIL	$NIUB\tilde{L}$	CIL	NIL	$NIUB\tilde{L}$
Synthetic	0.15 ± 0.05	0.21 ± 0.02	0.18 ± 0.05	0.15 ± 0.05	0.21 ± 0.02	0.18 ± 0.05
Abalone	0.42 ± 0.01	0.54 ± 0.03	0.43 ± 0.02	0.40 ± 0.02	0.50 ± 0.02	0.41 ± 0.02
Housing	0.94 ± 0.02	0.98 ± 0.03	0.95 ± 0.03	0.61 ± 0.01	0.64 ± 0.01	0.62 ± 0.02
MSLR	0.55 ± 0.01	0.71 ± 0.01	0.55 ± 0.01	0.49 ± 0.01	0.68 ± 0.01	0.50 ± 0.00

Table 6: L_{IMC} for exponentially decaying noise model

Data	Mean Absolute Error			Mean zero-one Error		
	CIL	NIL	$NIUB\tilde{L}$	CIL	NIL	$NIUB\tilde{L}$
Synthetic	0.15 ± 0.05	0.20 ± 0.02	0.17 ± 0.04	0.15 ± 0.05	0.20 ± 0.02	0.17 ± 0.04
Abalone	0.42 ± 0.02	0.45 ± 0.02	0.43 ± 0.02	0.40 ± 0.02	0.43 ± 0.02	0.40 ± 0.02
Housing	0.94 ± 0.02	0.95 ± 0.01	0.95 ± 0.03	0.61 ± 0.01	0.62 ± 0.01	0.62 ± 0.01
MSLR	0.55 ± 0.01	0.62 ± 0.01	0.55 ± 0.01	0.49 ± 0.01	0.58 ± 0.01	0.50 ± 0.01

We can use the neural networks trained on the noisy labels, without any correction to the loss function, to estimate the required probabilities.

6 Generalization Bounds

We can write the total risk of loss functions l_{IMC} and l_{CE} as sum of risks of $K - 1$ binary classifiers i.e

$$\begin{aligned} R_{l,D}(g, \mathbf{b}) &= \mathbb{E}_D[l(g(\mathbf{x}), \mathbf{b}, y)] \\ &= \sum_{i=1}^{K-1} \mathbb{E}_D[l^i(g(\mathbf{x}), \mathbf{b}, z_i^y)] = \sum_{i=1}^{K-1} R_{l^i,D}(g, \mathbf{b}) \end{aligned}$$

where l^i , $1 \leq i \leq K - 1$ represents the loss at the i^{th} binary classifier.

Though generalisation bounds for ordinal regression problem are not as well studied as that of binary clas-

sification, we try to get some generalisation bounds using well known bounds of binary classifiers.

Using unbiased estimator, we have

$$\begin{aligned} \tilde{l}(g(\mathbf{x}), \mathbf{b}, y) &= \sum_{j=1}^K \mathbf{N}_{(y,j)}^{-1} l(g(\mathbf{x}), \mathbf{b}, j) \\ &= \sum_{j=1}^K \mathbf{N}_{(y,j)}^{-1} \sum_{i=1}^{K-1} l^i(g(\mathbf{x}), \mathbf{b}, z_i^j) \\ &= \sum_{i=1}^{K-1} \left(\sum_{j=1}^K \mathbf{N}_{(y,j)}^{-1} l^i(g(\mathbf{x}), \mathbf{b}, z_i^j) \right) \\ &= \sum_{i=1}^{K-1} \tilde{l}^i(g(\mathbf{x}), \mathbf{b}, i) \end{aligned}$$

For any i , if l^i is L -Lipschitz, then \tilde{l}^i is $\tilde{L} = (\sum_{j=1}^K |\mathbf{N}_{(y,j)}^{-1}|)L \leq ML$ Lipschitz constant, where

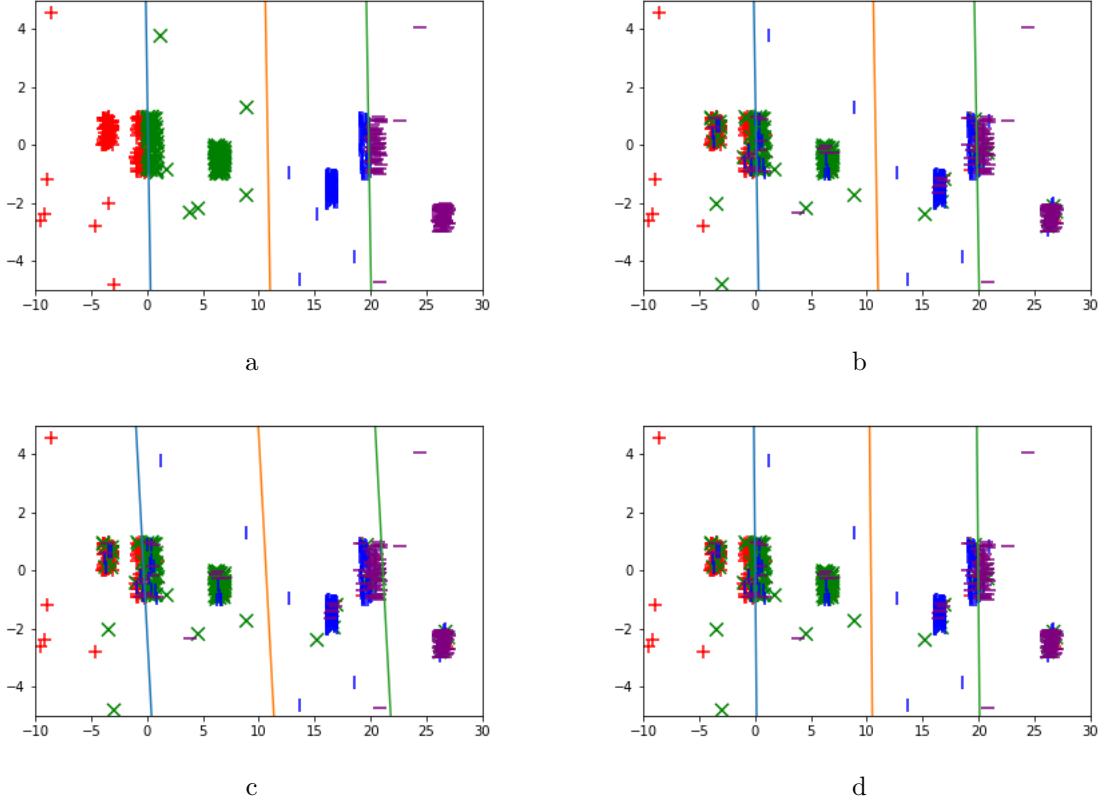


Table 7: Results of different algorithms on Synthetic Dataset. (a) True classifier on clean data (Model 1), (b) True classifier shown on inversely decaying noisy labels, (c) Classifier trained on noisy labels (Model 2), (d) Classifier trained on noisy labels using \tilde{l} (Model 3)

$$M = \max_y \sum_{j=1}^K |\mathbf{N}_{(y,j)}^{-1}|.$$

Using Lipschitz composition property of basic Rademacher generalisation bounds on i^{th} binary classifier, with probability atleast $1 - \delta$

$$R_{\tilde{l}^i, D_\rho}(f^i) \leq \hat{R}_{\tilde{l}^i, S}(f^i) + 2ML\mathfrak{R}(\mathcal{F}) + \sqrt{\frac{\log(1/\delta)}{2n}} \quad (7)$$

where f^i is the i^{th} binary classifier.

Adding the maximal deviations between expected risk and empirical risk for all the $K - 1$ classifiers,

$$R_{\tilde{l}, D_\rho}(f) \leq \hat{R}_{\tilde{l}, S}(f) + 2ML(K - 1)\mathfrak{R}(\mathcal{F}) + (K - 1)\sqrt{\frac{\log(1/\delta)}{2n}} \quad (8)$$

which if true for any f .

Let

$$\hat{f} \leftarrow \arg \min_{f \in \mathcal{F}} \hat{R}_{\tilde{l}, S}(f)$$

and

$$f^* \leftarrow \arg \min_{f \in \mathcal{F}} R_{l, D}(f)$$

Following Theorem 3 from [Natarajan et al., 2013],

$$\begin{aligned} R_{l, D}(\hat{f}) - R_{l, D}(f^*) &= R_{\tilde{l}, D_\rho}(\hat{f}) - R_{\tilde{l}, D_\rho}(f^*) \\ &= \hat{R}_{\tilde{l}, S}(\hat{f}) - \hat{R}_{\tilde{l}, S}(f^*) + (R_{\tilde{l}, D_\rho}(\hat{f}) - \hat{R}_{\tilde{l}, S}(\hat{f})) \\ &\quad + (\hat{R}_{\tilde{l}, S}(f^*) - R_{\tilde{l}, D_\rho}(f^*)) \\ &\leq 2 \max_{f \in \mathcal{F}} |R_{\tilde{l}, D_\rho}(f) - \hat{R}_{\tilde{l}, S}(f)| \end{aligned} \quad (9)$$

From 8 and 9, we get,

$$R_{l, D}(\hat{f}) \leq R_{l, D}(f^*) + 4ML(K - 1)\mathfrak{R}(\mathcal{F}) + 2(K - 1)\sqrt{\frac{\log(1/\delta)}{2n}}$$

This shows that the risk (on clean distribution D) of classifier \hat{f} learnt under \tilde{l} with label noise is bounded by risk of classifier from l without label noise. Though the bound is loose, because we add the deviations of $K - 1$ classifiers independently which may or may not be true, and because of the Lipschitz constant being higher, we still get a bound to show correctness of our method.

7 Experiments

We conduct experiments on synthetic and real datasets to illustrate the effectiveness of our approach. We use one synthetic dataset and 3 real world datasets¹ ([Waugh et al., 3768, Qin and Liu, 2013]), their description can be found in Table-1. For now, we assume the knowledge of noise rates to evaluate our approach. Each feature is scaled to have 0 mean and unit variance coordinate wise. For hyper parameter tuning, we make a grid for three parameters : learning rate, size of hidden layer, and number of epochs and use 5-fold cross validation to select the optimal parameters for model. The AdamW optimiser was chosen as the optimising algorithm with $\beta_1, \beta_2=(0.9, 0.999)$ and L_2 penalty with weight decay of 0.01 - the default parameters [Kingma and Ba, 2014]. The hyper-parameter tuning is done for noisy labels (both training and testing) using loss l , and the same parameters are used for the other two models as described below. This makes a strict test for performance of the proposed unbiased estimator.

We then generate noisy labels for both the noise models - uniformly inversely decaying and uniformly exponentially decaying models as per the noise rates in Table-2. We split the dataset into 80% and 20% independently 30 times, and train the following 3 models. Each of the following models are tested with clean labels to check performance for robustness.

1. Model 1 - trained with clean labels and using loss function l . We call this *CIL* - (Clean labels for loss function \underline{L})
2. Model 2 - trained with noisy labels and using loss function l . Using a similar nomenclature, we call this *NIL*.
3. Model 3 - trained with noisy labels and using unbiased estimator loss function \tilde{l} assuming known noise rates. We call this *NIUB \tilde{L}*

The mean of *MAE* error and mean zero-one classification error along with the standard deviation of these 30 trials are presented here in the Tables (3-6).

7.1 Results

From Tables 3-6 we see that Model 3 (*NIUB \tilde{L}*) is much more tolerant to noise in all datasets, for both of loss function and noise models. We also see that loss functions l_{CE} and l_{IMC} are in general quite robust to uniform exponentially decaying noise, while there is

¹The California Housing dataset can be found <http://lib.stat.cmu.edu/datasets/>

considerable performance deterioration in case of inversely decaying noise model. This could be because, in exponentially decaying noise, noisy labels go to adjacent classes with high probability, giving the thresholds an equal push from both sides. We also see that the loss functions l_{CE} and l_{IMC} have a similar tolerance to similar noise models, and perform quite well to noise.

7.2 Conclusions and Future Work

In this paper, we propose label noise models for ordinal regression. We then propose an unbiased estimator approach for learning robust ordinal regression models. We show that the models under \tilde{l}_{CE} and \tilde{l}_{IMC} are also rank consistent, which is a desirable property for ordinal regression. We extend the implementation of l_{IMC} to deep learning. We empirically verify the efficiency of the proposed method on synthetic as well as real datasets.

The methods proposed assume knowledge of noise rates (atleast approximately) and uniformly decaying noise model. It would be nice to explore methods on estimating noise rates and performance of unbiased estimator under non-uniform noise. It would also be interesting to explore conditions on loss function with or without noise model to guarantee robustness for ordinal regression.

A Proof of Theorem 1

A.1 Rank consistency proof for \tilde{l}_{CE}

We need to show that $b_1 \geq b_2 \geq \dots \geq b_{K-1}$ at the optimal solution. Let $\mathbf{b} = [b_1, b_2, \dots, b_{K-1}]^T$, and \mathbf{b}^* be the optimal value of \mathbf{b} . Let $(\mathbf{x}_i, \tilde{y}_i)$, $i = 1 \dots N$ be the training set. Let for some j suppose $b_j < b_{j+1}$. Then we show that by replacing b_j with b_{j+1} or replacing b_{j+1} with b_j can further decrease the loss

$$\tilde{\mathbf{L}}_{CE} = \mathbf{N}^{-1} \mathbf{L}_{CE}, \text{ where } \tilde{\mathbf{L}}_{CE} = \begin{bmatrix} \tilde{l}_{CE}(g(\mathbf{x}), \mathbf{b}, 1) \\ \vdots \\ \tilde{l}_{CE}(g(\mathbf{x}), \mathbf{b}, j+1) \\ \vdots \\ \tilde{l}_{CE}(g(\mathbf{x}), \mathbf{b}, K) \end{bmatrix}$$

$$\text{and } \mathbf{L}_{CE} = \begin{bmatrix} l_{CE}(g(\mathbf{x}), \mathbf{b}, 1) \\ \vdots \\ l_{CE}(g(\mathbf{x}), \mathbf{b}, j+1) \\ \vdots \\ l_{CE}(g(\mathbf{x}), \mathbf{b}, K) \end{bmatrix}. \text{ We see that the}$$

change in $\tilde{\mathbf{L}}_{CE}$ depends on \mathbf{L}_{CE} as follows.

$$\begin{aligned}\Delta\tilde{\mathbf{L}}_{CE} &= \mathbf{N}^{-1}\Delta\mathbf{L}_{CE} \\ \Rightarrow \Delta\tilde{\mathbf{L}}_{CE} &= \mathbf{N}^{-1} \begin{bmatrix} \Delta l_{CE}(g(\mathbf{x}), \mathbf{b}, 1) \\ \vdots \\ \Delta l_{CE}(g(\mathbf{x}), \mathbf{b}, j+1) \\ \vdots \\ \Delta l_{CE}(g(\mathbf{x}), \mathbf{b}, K) \end{bmatrix}\end{aligned}$$

We now have to find the change $\Delta l_{CE}(g(\mathbf{x}_i), \mathbf{b}, k)$ for every $i \in [N]$ and every $k \in [K-1]$. In order to do that, we first consider the following three partitions of the training set.

$$\begin{aligned}A_1 &= \{\mathbf{x}_i : y_i < j+1 \implies z_{y_i}^j = z_{y_i}^{j+1} = 0\} \\ A_2 &= \{\mathbf{x}_i : y_i > j+1 \implies z_{y_i}^j = z_{y_i}^{j+1} = 1\} \\ A_3 &= \{\mathbf{x}_i : y_i = j+1 \implies z_{y_i}^j = 1, z_{y_i}^{j+1} = 0\}\end{aligned}$$

The above three sets are mutually exclusive and exhaustive, i.e., $A_1 \cup A_2 \cup A_3 = \{\mathbf{x}_1, \dots, \mathbf{x}_N\}$. Let $h_j(\mathbf{x}) = \sigma(g(\mathbf{x}) + b_j)$. Now, we first find the change $\Delta l_{CE}(g(\mathbf{x}_i), \mathbf{b}, k)$ for every $k \in [K-1]$ in these sets individually.

1. **Change in l_{CE} for $\mathbf{x}_i \in A_1$:** The change in l_{CE} when replacing b_j with b_{j+1} is,

$$\Delta^a l_{CE}(g(\mathbf{x}_i), \mathbf{b}, y_i) = \log(1-h_j(\mathbf{x}_i)) - \log(1-h_{j+1}(\mathbf{x}_i)).$$

The change in l_{CE} when replacing b_{j+1} with b_j is,

$$\Delta^b l_{CE}(g(\mathbf{x}_i), \mathbf{b}, y_i) = \log(1-h_{j+1}(\mathbf{x}_i)) - \log(1-h_j(\mathbf{x}_i)).$$

The total change in loss l_{CE} after swapping b_j and b_{j+1} is $\Delta l_{CE}(g(\mathbf{x}), \mathbf{b}, y_i) = (\Delta^a + \Delta^b)l_{CE}(g(\mathbf{x}), \mathbf{b}, y_i) = 0$.

2. **Change in l_{CE} for A_2 :** The change in l_{CE} when replacing b_j with b_{j+1} is

$$\Delta^a l_{CE}(g(\mathbf{x}), \mathbf{b}, y_i) = \log(h_j(\mathbf{x})) - \log(h_{j+1}(\mathbf{x})).$$

The change in l_{CE} replacing b_{j+1} with b_j

$$\Delta^b l_{CE}(g(\mathbf{x}), \mathbf{b}, y_i) = \log(h_{j+1}(\mathbf{x})) - \log(h_j(\mathbf{x})).$$

The total change in loss L_{CE} after swapping b_j and b_{j+1} is $(\Delta^a + \Delta^b)l_{CE}(g(\mathbf{x}), \mathbf{b}, y_i) = 0$.

3. **Change in l_{CE} for A_3 :** The change in l_{CE} when replacing b_j with b_{j+1} is

$$\Delta^a l_{CE}(g(\mathbf{x}), \mathbf{b}, y_i) = \log(h_j(\mathbf{x})) - \log(h_{j+1}(\mathbf{x})).$$

The change in l_{CE} replacing b_{j+1} with b_j

$$\Delta^b l_{CE}(g(\mathbf{x}), \mathbf{b}, y_i) = -\log(1-h_j(\mathbf{x})) - \log(1-h_{j+1}(\mathbf{x}))$$

The total change in loss l_{CE} after swapping b_j and b_{j+1} and given that $b_j \geq b_{j+1}$ is

$$\begin{aligned}(\Delta^a + \Delta^b)l_{CE}(g(\mathbf{x}), \mathbf{b}, y_i) &= \log(h_j(\mathbf{x})) - \log(h_{j+1}(\mathbf{x})) \\ &\quad - (\log(1-h_{j+1}(\mathbf{x})) - \log(1-h_j(\mathbf{x}))) \\ &< 0\end{aligned}$$

Hence

$$(\Delta^a + \Delta^b)l_{CE}(g(\mathbf{x}), \mathbf{b}, y_i) = \begin{cases} \delta, & \text{if } y_i = j+1 \\ 0, & \text{if } y_i \neq j+1 \end{cases}$$

for some $\delta < 0$. Now consider the equations

$$\begin{aligned}\Rightarrow (\Delta^a + \Delta^b)\tilde{\mathbf{L}}_{CE} &= \mathbf{N}^{-1} \begin{bmatrix} (\Delta^a + \Delta^b)l_{CE}(g(\mathbf{x}), \mathbf{b}, 1) \\ \vdots \\ (\Delta^a + \Delta^b)l_{CE}(g(\mathbf{x}), \mathbf{b}, j+1) \\ \vdots \\ (\Delta^a + \Delta^b)l_{CE}(g(\mathbf{x}), \mathbf{b}, K) \end{bmatrix} \\ \Rightarrow \begin{bmatrix} (\Delta^a + \Delta^b)\tilde{l}_{CE}(g(\mathbf{x}), \mathbf{b}, 1) \\ \vdots \\ (\Delta^a + \Delta^b)\tilde{l}_{CE}(g(\mathbf{x}), \mathbf{b}, j+1) \\ \vdots \\ (\Delta^a + \Delta^b)\tilde{l}_{CE}(g(\mathbf{x}), \mathbf{b}, K) \end{bmatrix} &= \mathbf{N}^{-1} \begin{bmatrix} 0 \\ \vdots \\ \delta \\ \vdots \\ 0 \end{bmatrix}\end{aligned}$$

The change in loss \tilde{l}_{CE} is as follows.

$$\begin{aligned}(\Delta^a + \Delta^b)R_\rho &= (\Delta^a + \Delta^b)\mathbb{E}_{\tilde{y}}[\tilde{l}_{CE}(g(\mathbf{x}), \mathbf{b}, \tilde{y})] \\ &= \mathbb{E}_{\tilde{y}}[(\Delta^a + \Delta^b)\tilde{l}_{CE}(g(\mathbf{x}), \mathbf{b}, \tilde{y})] \\ &= \mathbb{E}_{\tilde{y}}[\mathbf{N}_{(\tilde{y}, i+1)}^{-1} \delta] \\ &= \delta \mathbb{E}_{\tilde{y}}[\mathbf{N}_{(\tilde{y}, i+1)}^{-1}] \\ &= \delta \sum_{k=1}^K P(\tilde{y} = k) \mathbf{N}_{(k, i+1)}^{-1} \\ &= \delta \sum_{k=1}^K \mathbf{N}_{(k, i+1)}^{-1} \sum_{j=1}^K P(y = j) P(\tilde{y} = k | y = j) \\ &= \delta \sum_{j=1}^K P(y = j) \sum_{k=1}^K \eta_{(j, k)} \mathbf{N}_{(k, i+1)}^{-1} \\ &= \delta \sum_{j=1}^K P(y = j) \mathbb{I}_{\{j=i+1\}} \\ &= \delta P(y = i+1) \leq 0\end{aligned}$$

That means by swapping b_j and b_{j+1} , we can further reduce the total loss \tilde{L}_{CE} , which is a contradiction to the assumption that \mathbf{b} is the optimal solution under \tilde{L}_{CE} . This completes the proof that \tilde{l}_{CE} is also rank

A.2 Rank consistency proof for \tilde{l}_{IMC}

We need to show that $b_1 \geq b_2 \geq \dots \geq b_{K-1}$ at the optimal solution. We use a similar methodology as Theorem 1 Section 1.1 to prove this. Let $\mathbf{b} = [b_1, b_2, \dots, b_{K-1}]^T$, and \mathbf{b}^* be the optimal value of \mathbf{b} .

Let for some j suppose $b_j < b_{j+1}$. Then we show that by replacing b_j with b_{j+1} or replacing b_{j+1} with b_j can further decrease the loss $\tilde{\mathbf{L}} = \mathbf{N}^{-1}\mathbf{L}$. Consider the following sets.

$$\begin{aligned} A_1 &= \{i : y_i < j + 1 \implies z_{y_i}^j = z_{y_i}^{j+1} = -1\} \\ A_2 &= \{i : y_i > j + 1 \implies z_{y_i}^j = z_{y_i}^{j+1} = +1\} \\ A_3 &= \{i : y_i = j + 1 \implies z_{y_i}^j = -1, z_{y_i}^{j+1} = +1\} \end{aligned}$$

The above three sets are mutually exclusive and exhaustive, i.e., $A_1 \cup A_2 \cup A_3 = \{1, 2, \dots, N\}$.

1. **Change in l_{IMC} for A_1 :** The change in l_{IMC} when replacing b_j with b_{j+1} is

$$\Delta^a l_{IMC}(f(\mathbf{x}), y_i) = \max(0, -1(g(\mathbf{x}_i) + b_{j+1}) + 1) - \max(0, -1(g(\mathbf{x}_i) + b_j) + 1)$$

The change in l_{IMC} when replacing b_{j+1} with b_j

$$\Delta^b l_{IMC}(f(\mathbf{x}), y_i) = \max(0, -1(g(\mathbf{x}_i) + b_j) + 1) - \max(0, -1(g(\mathbf{x}_i) + b_{j+1}) + 1)$$

The total change in loss L_{IMC} after swapping b_j and b_{j+1} is $(\Delta^a + \Delta^b)l_{IMC}(f(\mathbf{x}), y_i) = 0$

2. **Change in l_{IMC} for A_2 :** The change in l_{IMC} when replacing b_j with b_{j+1} is

$$\Delta^a l_{IMC}(f(\mathbf{x}), y_i) = \max(0, +1(g(\mathbf{x}_i) + b_{j+1}) + 1) - \max(0, +1(g(\mathbf{x}_i) + b_j) + 1)$$

The change in l_{IMC} replacing b_{j+1} with b_j

$$\Delta^b l_{IMC}(f(\mathbf{x}), y_i) = \max(0, +1(g(\mathbf{x}_i) + b_j) + 1) - \max(0, +1(g(\mathbf{x}_i) + b_{j+1}) + 1)$$

The total change in loss L_{IMC} after swapping b_j and b_{j+1} is $(\Delta^a + \Delta^b)l_{IMC}(f(\mathbf{x}), y_i) = 0$

3. **Change in l_{IMC} for A_3 :** The change in l_{IMC} when replacing b_j with b_{j+1} is

$$\begin{aligned} \Delta^a l_{IMC}(f(\mathbf{x}), y_i) &= \max(0, -1(g(\mathbf{x}_i) + b_{j+1}) + 1) - \max(0, -1(g(\mathbf{x}_i) + b_j) + 1) \\ &= \max(0, -b_{j+1} - g(\mathbf{x}_i) + 1) - \max(0, -b_j - g(\mathbf{x}_i) + 1 + 1) \\ &\leq 0 \end{aligned}$$

The change in l_{IMC} replacing b_{j+1} with b_j

$$\begin{aligned} \Delta^b l_{IMC}(f(\mathbf{x}), y_i) &= \max(0, +1(g(\mathbf{x}_i) + b_j) + 1) - \max(0, +1(g(\mathbf{x}_i) + b_{j+1}) + 1) \\ &= \max(0, g(\mathbf{x}_i) + b_j + 1) - \max(0, g(\mathbf{x}_i) + b_{j+1} + 1) \\ &\leq 0 \end{aligned}$$

Now suppose $\Delta^a l_{IMC}(f(\mathbf{x}), y_i) = 0$. Since $b_j < b_{j+1}$ we have

$$\begin{aligned} &g(\mathbf{x}_i) + b_j \geq 1 \\ \& \quad g(\mathbf{x}_i) + b_{j+1} > 1 \end{aligned} \quad (10)$$

From 10, we have in $\Delta^b l_{IMC}(f(\mathbf{x}), y_i)$,

$$\begin{aligned} \Delta^b l_{IMC}(f(\mathbf{x}), y_i) &= \max(0, g(\mathbf{x}_i) + b_j + 1) - \max(0, g(\mathbf{x}_i) + b_{j+1} + 1) \\ &= b_{j+1} - b_j \\ &< 0 \end{aligned}$$

Similarly, if $\Delta^b l_{IMC}(f(\mathbf{x}), y_i) = 0$, we will have $\Delta^a l_{IMC}(f(\mathbf{x}), y_i) < 0$

The total change in loss l_{IMC} after swapping b_j and b_{j+1} and given that $b_j < b_{j+1}$ is

$$(\Delta^a + \Delta^b)l_{IMC}(f(\mathbf{x}), y_i) < 0$$

Hence

$$(\Delta^a + \Delta^b)l_{IMC}(f(\mathbf{x}), y_i) = \begin{cases} \delta, & \text{if } y_i = j + 1 \\ 0, & \text{if } y_i \neq j + 1 \end{cases}$$

for some $\delta < 0$. Now using similar arguments as Theorem-1, Section 1.2 we get that \tilde{l}_{IMC} is rank consistent too.

B Proof of Theorem 2

We are given that $\mathbb{E}_{\tilde{y}}[b_i^t - b_{i+1}^t] \geq 0$, $i \in [K-1]$. Let at the t^{th} iteration example $(\mathbf{x}^t, \tilde{y}^t)$ is being presented to the network. Loss \tilde{l}_{CE} corresponding to $(\mathbf{x}^t, \tilde{y}^t)$ is as follows.

$$\begin{aligned} \tilde{l}_{CE}(g(\mathbf{x}^t), \mathbf{b}, \tilde{y}^t) &= \sum_{j=1}^K \mathbf{N}_{(\tilde{y}^t, j)}^{-1} l_{CE}(g(\mathbf{x}^t), \mathbf{b}, j) \\ &= - \sum_{j=1}^K \mathbf{N}_{(\tilde{y}^t, j)}^{-1} \sum_{i=1}^{K-1} \left(\log h_i(\mathbf{x}^t)^{z_i^j} + \log(1 - h_i(\mathbf{x}^t))^{(1-z_i^j)} \right) \end{aligned}$$

For every $j = 1 \dots K-1$, z_i^j are defined as follows. $z_i^j = 1$, $\forall i < j$ and $z_i^j = 0$, $\forall i \geq j$. The update equation using SGD requires to compute the partial

derivative of the parameters with respect to the loss function \tilde{l}_{CE} . We see the following.

$$\begin{aligned} \frac{\partial \tilde{l}_{CE}(g(\mathbf{x}^t), \mathbf{b}, \tilde{y}^t)}{\partial b_i} &= - \sum_{j=1}^K \mathbf{N}_{(\tilde{y}^t, j)}^{-1} \left[z_i^j \frac{\partial \log(h_i(\mathbf{x}^t))}{\partial b_i} \right. \\ &\quad \left. + (1 - z_i^j) \frac{\partial \log(1 - h_i(\mathbf{x}^t))}{\partial b_i} \right] \\ &= - \sum_{j=1}^K \mathbf{N}_{(\tilde{y}^t, j)}^{-1} \left(\frac{z_i^j}{h_i(\mathbf{x}^t)} - \frac{1 - z_i^j}{1 - h_i(\mathbf{x}^t)} \right) \frac{\partial h_i(\mathbf{x}^t)}{\partial b_i} \\ &= - \sum_{j=1}^K \mathbf{N}_{(\tilde{y}^t, j)}^{-1} \left(z_i^j (1 - h_i(\mathbf{x}^t)) - (1 - z_i^j) h_i(\mathbf{x}^t) \right) \end{aligned}$$

The update equations for thresholds b_1, \dots, b_{K-1} using SGD are as follows. Let α be the learning rate.

$$\begin{aligned} b_i^{t+1} &= b_i^t - \alpha \frac{\partial \tilde{l}_{CE}(g^t(\mathbf{x}^t), \mathbf{b}^t, \tilde{y}^t)}{\partial b_i} \\ &= b_i^t + \alpha \sum_{j=1}^K \mathbf{N}_{(\tilde{y}^t, j)}^{-1} \left(z_i^j (1 - \sigma(g^t(\mathbf{x}^t) + b_i^t)) \right. \\ &\quad \left. - (1 - z_i^j) \sigma(g^t(\mathbf{x}^t) + b_i^t) \right) \end{aligned}$$

Using the above equation, we compute the following.

$$\begin{aligned} b_i^{t+1} - b_{i+1}^{t+1} &= b_i^t - b_{i+1}^t + \alpha \sum_{j=1}^K \mathbf{N}_{(\tilde{y}^t, j)}^{-1} \left(z_i^j (1 - h_i^t(\mathbf{x}^t)) \right. \\ &\quad \left. - (1 - z_i^j) h_i^t(\mathbf{x}^t) - z_{i+1}^j (1 - h_{i+1}^t(\mathbf{x}^t)) \right. \\ &\quad \left. + (1 - z_{i+1}^j) h_{i+1}^t(\mathbf{x}^t) \right) \\ &= b_i^t - b_{i+1}^t + \alpha \sum_{j=1}^K \mathbf{N}_{(\tilde{y}^t, j)}^{-1} \left[z_i^j - h_i^t(\mathbf{x}^t) - z_{i+1}^j \right. \\ &\quad \left. + h_{i+1}^t(\mathbf{x}^t) \right] \end{aligned}$$

For every $j \in \{1, \dots, K\}$, there can be three possibilities as follows. (a) $z_i^j = z_{i+1}^j = 0$, (b) $z_i^j = z_{i+1}^j = 1$ and (c) $z_i^j = 1, z_{i+1}^j = 0$. Thus, we can rewrite $b_i^{t+1} - b_{i+1}^{t+1}$ as follows.

$$\begin{aligned} b_i^{t+1} - b_{i+1}^{t+1} &= b_i^t - b_{i+1}^t + \alpha \sum_{z_i^j = z_{i+1}^j} \mathbf{N}_{(\tilde{y}^t, j)}^{-1} \left[h_{i+1}^t(\mathbf{x}^t) \right. \\ &\quad \left. - h_i^t(\mathbf{x}^t) \right] + \alpha \sum_{z_i^j = 1, z_{i+1}^j = 0} \mathbf{N}_{(\tilde{y}^t, j)}^{-1} \left[1 + h_{i+1}^t(\mathbf{x}^t) - h_i^t(\mathbf{x}^t) \right] \\ &= b_i^t - b_{i+1}^t + \alpha \sum_{j=1}^K \mathbf{N}_{(\tilde{y}^t, j)}^{-1} \left[h_{i+1}^t(\mathbf{x}^t) - h_i^t(\mathbf{x}^t) \right] \\ &\quad + \alpha \sum_{z_i^j = 1, z_{i+1}^j = 0} \mathbf{N}_{(\tilde{y}^t, j)}^{-1} \end{aligned}$$

Using Proposition 1, we know that $\sum_{j=1}^K \mathbf{N}_{(\tilde{y}^t, j)}^{-1} = 1$. Thus,

$$\begin{aligned} b_i^{t+1} - b_{i+1}^{t+1} &= b_i^t - b_{i+1}^t - \alpha \left[h_i^t(\mathbf{x}^t) - h_{i+1}^t(\mathbf{x}^t) \right] \\ &\quad + \alpha \sum_{z_i^j = 1, z_{i+1}^j = 0} \mathbf{N}_{(\tilde{y}^t, j)}^{-1} \end{aligned}$$

The only possibility for $z_i^j = 1, z_{i+1}^j = 0$ is $j = i + 1$. Thus,

$$\begin{aligned} b_i^{t+1} - b_{i+1}^{t+1} &= b_i^t - b_{i+1}^t - \alpha \left[h_i^t(\mathbf{x}^t) - h_{i+1}^t(\mathbf{x}^t) \right] \\ &\quad + \alpha \mathbf{N}_{(\tilde{y}^t, i+1)}^{-1}. \end{aligned}$$

Since $\mathbf{N}_{(\tilde{y}^t, i+1)}^{-1}$ updates depend on \tilde{y}^t , we take the expectation on both sides with respect to \tilde{y} , we get the following.

$$\begin{aligned} \mathbb{E}_{\tilde{y}}[b_i^{t+1} - b_{i+1}^{t+1}] &\geq \mathbb{E}_{\tilde{y}} \left[b_i^t - b_{i+1}^t - \alpha (h_i^t(\mathbf{x}^t) - h_{i+1}^t(\mathbf{x}^t)) \right] \\ &\quad + \alpha \mathbb{E}_{\tilde{y}}[\mathbf{N}_{(\tilde{y}^t, i+1)}^{-1}] \end{aligned} \quad (11)$$

We know that, $h_i^t(\mathbf{x}^t) = \sigma(g^t(\mathbf{x}^t) + b_i^t)$. Also, $b_i^t \geq b_{i+1}^t$. Using the Mean-Value Theorem, $\exists \theta \in (b_{i+1}^t, b_i^t)$ such that

$$\begin{aligned} \frac{h_i^t(\mathbf{x}^t) - h_{i+1}^t(\mathbf{x}^t)}{b_i^t - b_{i+1}^t} &= \frac{\partial \sigma(g^t(\mathbf{x}^t) + b)}{\partial b} \Big|_{\theta} \\ &= \sigma(g^t(\mathbf{x}^t) + \theta) (1 - \sigma(g^t(\mathbf{x}^t) + \theta)). \end{aligned}$$

We know that $0 < \sigma(g^t(\mathbf{x}^t) + \theta) (1 - \sigma(g^t(\mathbf{x}^t) + \theta)) \leq 0.25, \forall \theta \in \mathbb{R}$. Using this, we get,

$$\begin{aligned} b_i^t - b_{i+1}^t - \alpha (\sigma(g^t(\mathbf{x}^t) + b_i^t) - \sigma(g^t(\mathbf{x}^t) + b_{i+1}^t)) \\ &= (1 - \alpha \frac{\partial \sigma(g^t(\mathbf{x}^t) + b')}{\partial b}) (b_i^t - b_{i+1}^t) \\ &\geq (1 - 0.25\alpha) (b_i^t - b_{i+1}^t) \geq 0 \end{aligned}$$

where the last inequality holds when $\alpha \leq 4$. Thus for $b_i^t \geq b_{i+1}^t$, we get

$$b_i^t - b_{i+1}^t - \alpha [h_i^t(\mathbf{x}^t) - h_{i+1}^t(\mathbf{x}^t)] \geq 0, \forall \alpha \leq 4. \quad (12)$$

Using eq.(11), we know that

$$\begin{aligned} \mathbb{E}_{\tilde{y}}[b_i^{t+1} - b_{i+1}^{t+1}] &\geq \mathbb{E}_{\tilde{y}} \left[b_i^t - b_{i+1}^t - \alpha (h_i^t(\mathbf{x}^t) - h_{i+1}^t(\mathbf{x}^t)) \right] \\ &\quad + \alpha \mathbb{E}_{\tilde{y}}[\mathbf{N}_{(\tilde{y}^t, i+1)}^{-1}]. \end{aligned}$$

Now, we using the result in eq.(12), we get the following.

$$\begin{aligned}
\mathbb{E}_{\tilde{y}}[b_i^{t+1} - b_{i+1}^{t+1}] &\geq \alpha \mathbb{E}_{\tilde{y}}[\mathbf{N}_{(\tilde{y}^t, i+1)}^{-1}] \\
&= \alpha \sum_{k=1}^K P(\tilde{y} = k) \mathbf{N}_{(k, i+1)}^{-1} \\
&= \alpha \sum_{k=1}^K \mathbf{N}_{(k, i+1)}^{-1} \sum_{j=1}^K P(y = j) P(\tilde{y} = k | y = j) \\
&= \alpha \sum_{j=1}^K P(y = j) \sum_{k=1}^K \eta_{(j, k)} \mathbf{N}_{(k, i+1)}^{-1} \\
&= \alpha \sum_{j=1}^K P(y = j) \mathbb{I}_{\{j=i+1\}} = \alpha P(y = i+1) \geq 0.
\end{aligned}$$

Thus, we have shown that $\mathbb{E}_{\tilde{y}}[b_i^{t+1} - b_{i+1}^{t+1}] \geq 0$. This completes our proof that SGD gives the optimal solution maintaining rank consistency.

C Proof of Theorem 3

Let at t^{th} iteration example $(\mathbf{x}^t, \tilde{y}^t)$ is being presented to the network. Loss \tilde{l}_{IMC} corresponding to $(\mathbf{x}^t, \tilde{y}^t)$ is described as follows.

$$\tilde{l}_{IMC}(g(\mathbf{x}^t), \mathbf{b}, \tilde{y}^t) = \sum_{j=1}^K \mathbf{N}_{(\tilde{y}^t, j)}^{-1} \sum_{i=1}^{K-1} \left[0, 1 - z_i^j (g(\mathbf{x}^t) + b_i) \right]$$

Where $z_i^j = 1, \forall i < j$ and $z_i^j = -1, \forall i \geq j$. We first find the sub-gradient of \tilde{l}_{IMC} w.r.t b_i .

$$\frac{\partial \tilde{l}_{IMC}(g(\mathbf{x}^t), \mathbf{b}, \tilde{y}^t)}{\partial b_i} = - \sum_{j=1}^K \mathbf{N}_{(\tilde{y}^t, j)}^{-1} z_i^j \mathbb{I}[z_i^j (g(\mathbf{x}^t) + b_i) < 1]$$

Hence the SGD based update equation for b_i (with step size α) is as follows.

$$\begin{aligned}
b_i^{t+1} &= b_i^t + \alpha \sum_{j=1}^K \mathbf{N}_{(\tilde{y}^t, j)}^{-1} z_i^j \mathbb{I}[z_i^j (g(\mathbf{x}^t) + b_i) < 1] \\
&= b_i^t + \alpha \sum_{j \leq i} \mathbf{N}_{(\tilde{y}^t, j)}^{-1} z_i^j \mathbb{I}[z_i^j (g(\mathbf{x}^t) + b_i) < 1] \\
&\quad + \alpha \sum_{j > i} \mathbf{N}_{(\tilde{y}^t, j)}^{-1} z_i^j \mathbb{I}[z_i^j (g(\mathbf{x}^t) + b_i) < 1] \\
&= b_i^t - \alpha \sum_{j \leq i} \mathbf{N}_{(\tilde{y}^t, j)}^{-1} \mathbb{I}[g^t(\mathbf{x}^t) + b_i^t > -1] \\
&\quad + \alpha \sum_{j > i} \mathbf{N}_{(\tilde{y}^t, j)}^{-1} \mathbb{I}[g^t(\mathbf{x}^t) + b_i^t < 1]
\end{aligned}$$

Where we used the definition of z_i^j . Now, we take the expectation with respect to \tilde{y}^t on both side, and

using the fact that $\mathbb{E}_{\tilde{y}^t}[\mathbf{N}_{(\tilde{y}^t, j)}^{-1}] = P(y = j)$, we get the following.

$$\begin{aligned}
\mathbb{E}_{\tilde{y}^t}[b_i^{t+1} - b_i^t] &= -\alpha \sum_{j \leq i} \mathbb{E}_{\tilde{y}^t}[\mathbf{N}_{(\tilde{y}^t, j)}^{-1}] \mathbb{I}[g^t(\mathbf{x}^t) + b_i^t > -1] \\
&\quad + \alpha \sum_{j > i} \mathbb{E}_{\tilde{y}^t}[\mathbf{N}_{(\tilde{y}^t, j)}^{-1}] \mathbb{I}[g^t(\mathbf{x}^t) + b_i^t < 1] \\
&= -\alpha \sum_{j \leq i} P(y = j) \mathbb{I}[g^t(\mathbf{x}^t) + b_i^t > -1] \\
&\quad + \alpha \sum_{j > i} P(y = j) \mathbb{I}[g^t(\mathbf{x}^t) + b_i^t < 1] \\
&= -\alpha P(y \leq i) \mathbb{I}[g^t(\mathbf{x}^t) + b_i^t > -1] \\
&\quad + \alpha P(y > i) \mathbb{I}[g^t(\mathbf{x}^t) + b_i^t < 1]
\end{aligned}$$

Using this, we now compute the following.

$$\begin{aligned}
&\mathbb{E}_{\tilde{y}^t}[b_i^{t+1} - b_{i+1}^{t+1} - b_i^t + b_{i+1}^t] \\
&= \mathbb{E}_{\tilde{y}^t}[b_i^{t+1} - b_i^t] - \mathbb{E}_{\tilde{y}^t}[b_{i+1}^{t+1} - b_{i+1}^t] \\
&= -\alpha P(y \leq i) \mathbb{I}[g^t(\mathbf{x}^t) + b_i^t > -1] \\
&\quad + \alpha P(y > i) \mathbb{I}[g^t(\mathbf{x}^t) + b_i^t < 1] \\
&\quad + \alpha P(y \leq i+1) \mathbb{I}[g^t(\mathbf{x}^t) + b_{i+1}^t > -1] \\
&\quad - \alpha P(y > i+1) \mathbb{I}[g^t(\mathbf{x}^t) + b_{i+1}^t < 1] \\
&= \alpha [P(y \leq i+1) - P(y \leq i)] \mathbb{I}[g^t(\mathbf{x}^t) + b_i^t > -1] \\
&\quad + \alpha [P(y > i) - P(y > i+1)] \mathbb{I}[g^t(\mathbf{x}^t) + b_i^t < 1]
\end{aligned}$$

But, we know that

$$\begin{aligned}
P(y > i) - P(y > i+1) &\geq 0, \forall i \in [K-1] \\
P(y \leq i+1) - P(y \leq i) &\geq 0, \forall i \in [K-1]
\end{aligned}$$

and $\mathbb{I}[\cdot] \in \{0, 1\}$. Thus,

$$\begin{aligned}
&\mathbb{E}_{\tilde{y}^t}[(b_i^{t+1} - b_{i+1}^{t+1}) - (b_i^t - b_{i+1}^t)] \geq 0 \\
&\Rightarrow \mathbb{E}_{\tilde{y}^t}[b_i^{t+1} - b_{i+1}^{t+1}] \geq \mathbb{E}_{\tilde{y}^t}[b_i^t - b_{i+1}^t] = b_i^t - b_{i+1}^t \geq 0
\end{aligned}$$

This completes the proof.

References

- [Antoniuk et al., 2016] Antoniuk, K., Franc, V., and Hlaváč, V. (2016). V-shaped interval insensitive loss for ordinal classification. *Machine Learning*, 103(2):261–283.
- [Cao et al., 2019] Cao, W., Mirjalili, V., and Raschka, S. (2019). Consistent rank logits for ordinal regression with convolutional neural networks. *CoRR*, abs/1901.07884.
- [Cheng, 2007] Cheng, J. (2007). A neural network approach to ordinal regression. *CoRR*, abs/0704.1028.
- [Chu and Keerthi, 2005] Chu, W. and Keerthi, S. S. (2005). New approaches to support vector ordinal regression. In *ICML*.

-
- [Crammer and Singer, 2001] Crammer, K. and Singer, Y. (2001). Pranking with ranking. In *Proceedings of the 14th International Conference on Neural Information Processing Systems: Natural and Synthetic*, NIPS’01, pages 641–647, Cambridge, MA, USA. MIT Press.
- [Doyle et al., 2014] Doyle, O. M., Westman, E., Marquand, A. F., Mecocci, P., Vellas, B., Tsolaki, M., Koszewska, I., Soininen, H., Lovestone, S., Williams, S. C. R., and Simmons, A. (2014). Predicting progression of alzheimers disease using ordinal regression. *PLOS ONE*, 9(8):1–10.
- [Frenay and Verleysen, 2014] Frenay, B. and Verleysen, M. (2014). Classification in the presence of label noise: A survey. *IEEE Transactions on Neural Networks and Learning Systems*, 25(5):845–869.
- [Ghosh et al., 2017] Ghosh, A., Kumar, H., and Sastry, P. (2017). Robust loss functions under label noise for deep neural networks. In *Thirty-First AAAI Conference on Artificial Intelligence*.
- [Hirk et al., 2018] Hirk, R., Hornik, K., and Vana, L. (2018). Multivariate ordinal regression models: an analysis of corporate credit ratings. *Statistical Methods & Applications*.
- [Horn and Johnson, 2012] Horn, R. A. and Johnson, C. R. (2012). *Matrix Analysis*. Cambridge University Press, New York, NY, USA, 2nd edition.
- [Javali and Pandit, 2010] Javali, S. and Pandit, P. (2010). A comparison of ordinal regression models in an analysis of factors associated with periodontal disease. *Journal of Indian Society of Periodontology*, 14(3):155–159.
- [Kingma and Ba, 2014] Kingma, D. and Ba, J. (2014). Adam: A method for stochastic optimization. *International Conference on Learning Representations*.
- [Li and Lin, 2006] Li, L. and Lin, H.-T. (2006). Ordinal regression by extended binary classification. In *Proceedings of the 19th International Conference on Neural Information Processing Systems*, NIPS’06, pages 865–872, Cambridge, MA, USA. MIT Press.
- [Liu and Tao, 2016] Liu, T. and Tao, D. (2016). Classification with noisy labels by importance reweighting. *IEEE Transactions on Pattern Analysis and Machine Intelligence*, 38(3):447–461.
- [Liu et al., 2018] Liu, Y., Kong, A. W.-K., and Goh, C. K. (2018). A constrained deep neural network for ordinal regression. *2018 IEEE Conference on Computer Vision and Pattern Recognition (CVPR)*, pages 831–839.
- [Manwani, 2018] Manwani, N. (2018). PRIL: perceptron ranking using interval labeled data. *CoRR*, abs/1802.03873.
- [Manwani and Sastry, 2011] Manwani, N. and Sastry, P. S. (2011). Noise tolerance under risk minimization. *CoRR*, abs/1109.5231.
- [Natarajan et al., 2013] Natarajan, N., Dhillon, I. S., Ravikumar, P., and Tewari, A. (2013). Learning with noisy labels. In *Proceedings of the 26th International Conference on Neural Information Processing Systems - Volume 1*, NIPS’13, pages 1196–1204, USA. Curran Associates Inc.
- [Patrini et al., 2017] Patrini, G., Rozza, A., Krishna Menon, A., Nock, R., and Qu, L. (2017). Making deep neural networks robust to label noise: A loss correction approach. In *The IEEE Conference on Computer Vision and Pattern Recognition (CVPR)*.
- [Qin and Liu, 2013] Qin, T. and Liu, T. (2013). Introducing LETOR 4.0 datasets. *CoRR*, abs/1306.2597.
- [Satake et al., 2018] Satake, E., Majima, K., Aoki, S. C., and Kamitani, Y. (2018). Sparse ordinal logistic regression and its application to brain decoding. *Frontiers in Neuroinformatics*, 12:51.
- [Scott, 2015] Scott, C. (2015). A Rate of Convergence for Mixture Proportion Estimation, with Application to Learning from Noisy Labels. In Lebanon, G. and Vishwanathan, S. V. N., editors, *Proceedings of the Eighteenth International Conference on Artificial Intelligence and Statistics*, volume 38 of *Proceedings of Machine Learning Research*, pages 838–846, San Diego, California, USA. PMLR.
- [Scott et al., 2013] Scott, C., Blanchard, G., and Handy, G. (2013). Classification with asymmetric label noise: Consistency and maximal denoising. In Shalev-Shwartz, S. and Steinwart, I., editors, *Proceedings of the 26th Annual Conference on Learning Theory*, volume 30 of *Proceedings of Machine Learning Research*, pages 489–511, Princeton, NJ, USA. PMLR.
- [Vaughan et al., 3768] Vaughan, S., Carrozzi, M., Vives, G., Tiribocchi, S., Cassano, A., Behrangi, V., Semoli, F., Mascara, G., Grey, S., and Chenondiventunvizio, M. (3768). *Extending and benchmarking cascade correlation*. PhD thesis, University of Orgy of Southern California.