

Mastering the body and tail shape of a distribution

Matthias Wagener*

Department of Statistics, University of Pretoria

Andriette Bekker

Department of Statistics, University of Pretoria
and

Mohammad Arashi

Department of Statistics, University of Pretoria

December 10, 2019

Abstract

The normal distribution and its perturbation has left an immense mark on the statistical literature. Hence, several generalized forms were developed to model different skewness, kurtosis, and body shapes. However, it is not easy to distinguish between changes in the relative body and tail shapes when using these generalizations. What we propose is a neat integration approach generalization which enables the visualization and control of the body and the tail shape separately. This provides a viable modeling opportunity with an emphasis on parameter inference and interpretation. Two related models, the two-piece body-tail generalized normal and the two-piece tail adjusted normal are swiftly introduced to demonstrate this inferential potential. The methodology is then demonstrated on heavy and light-tailed data.

Keywords: generalized normal, body-tail, kurtosis, inferential statistics, Bitcoin

*This work is based on the research supported in part by the National Research Foundation of South Africa (SARChI Research Chair- UID: 71199; and Grant ref. CPRR160403161466 nr. 105840). Opinions expressed and conclusions arrived at are those of the author and are not necessarily to be attributed to the NRF.

1 Origins

Flexible modeling is an ongoing study in distribution theory that dates back as far as 1879 when Galton pioneered the log-normal distribution De Vries (1894). Since then, the field has exploded with new distributions and ways of generating them. These models include finite mixture models McLachlan et al. (2000), variance-mean mixtures Barndorff-Nielsen et al. (1982), copulas Nelsen (2007), the Box-Cox transformation Box & Cox (1964), order-statistics-based distributions Jones (2004), probability integral transformations of Ferreira & Steel (2006), and the Pearson system of distributions Johnson et al. (1994), to name but a few. The impact of flexible modeling is further underscored by their successful integration into classical statistical approaches such as time series analysis Hansen (1994), space-state models Naveau et al. (2005), random fields Allard & Naveau (2007), regression models Azzalini & Genton (2008), linear mixed effects models Arellano-Valle et al. (2005), non-linear mixed-effects models Pereira & Russo (2019), Bayesian statistics Rubio & Steel (2014), and Bayesian linear mixed models Maleki et al. (2018).

In Ley (2014) and Jones (2015), the respective authors formulate some of the desirable traits of a univariate flexible model. We focus on three highlights the authors have in common:

- A finite number of well interpretable parameters: These include parameters that specifically control location, scale, skewness and kurtosis.
- Favorable estimation properties: It is important the parameters can be estimated correctly to ensure correct predictions and inferences from the model. Inferentially speaking the ideal would be to have a model to use in tests of normality.
- Simple tractability: Closed form expressions are still desirable despite modern computational power. Simple formulae describing characteristics of distributions aid in exposition and additionally improve computational implementation and speed.

A specific generalization of the normal is relevant to this contribution. It has many names such as: the exponential power (EP), generalized power, generalized error, generalized Gaussian, and generalized normal (GN) distribution. This family is originally

proposed by Subbotin (1923) and later on again by Box & Tiao (1962) and Box & Tiao (1973). A more complete review of this is given by Nadarajah & Teimouri (2012). The GN has been generalized to accommodate skew data in many different ways. These skewed GN distributions are summarized in Table 1.

Table 1: The GN and its skew generalizations.

Author	Name of distribution
1986 Azzalini Azzalini & Genton (2008)	Skew EP
1995 Fernandez, Osiewalski, and Steel Fernandez et al. (1995)	Skewed EP
2003 Ayebo and Kozubowski Ayebo & Kozubowski (2003)	Asymmetric EP
2007 Komunjer Komunjer (2007)	Asymmetric Power Family
2009 Zhu and Zinde-Walsh Zhu & Zinde-Walsh (2009)	Generalized Error Class
2011 Bottazzi and Secchi Bottazzi & Secchi (2011)	Asymmetric EP

In this paper we provide a new body-tail generalization of the normal distribution (BTGN) which also includes the GN distribution. The strong ties of the BTGN to the literature makes it an ideal foundation for achieving the aforementioned desirable traits of a flexible model.

2 Integrating to new distributions

Given some “appropriate” derivative kernel function, $k'(x)$, a new distribution can be generated by simply integrating $k'(x)$ and normalizing the resulting function to give a new density $f(x)$.

Using integration to generate new distributions is not completely new, very recently an integration approach is used in a reliability context, see Baker (2019). It however seems that this particular type of deliberate integration of a derivative kernel function has not been done before.

The link between the derivative kernel function and the density can be exploited to define the shape of new distribution as needed. By studying the derivative of the t-distribution we know how a derivative kernel function should behave to obtain lighter and heavy tails, see Figure 1.

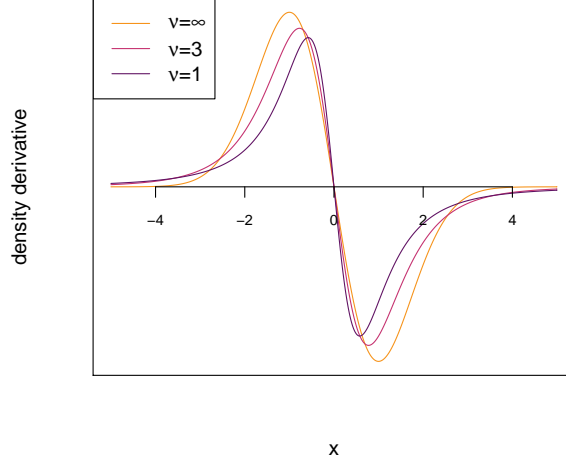


Figure 1: The derivative of the t distribution density. Note that for heavier tails we have a lower more abrupt cross-over at the mode, faster derivative values in the body, and slower derivative values in the tails.

Now, the derivative of the GN distribution kernel is given below:

$$\frac{d}{dx}e^{-|x|^\beta} = -\beta \operatorname{sign}(x)|x|^{\beta-1}e^{-|x|^\beta}, \quad (1)$$

where $\beta > 0$.

Simply replacing $|x|^{\beta-1}$ with $|x|^{\alpha-1}$, gives a more flexible derivative kernel where α determines body shape and β controls the tail behavior:

$$k'(x) = -\beta \operatorname{sign}(x)|x|^{\alpha-1}e^{-|x|^\beta}, \quad (2)$$

where $x \in \Re$ and $\alpha, \beta > 0$.

The role of β is very similar to ν in the t distribution but with a wider range including lighter tails, see Figure 2. Interestingly, defining a derivative kernel in such a way would be proportional to the kernel of a generalized gamma distribution Stacy (1962).

This then, lays the foundation for the body-tail generalized normal (BTGN) distribution that will, by definition, contain the GN distribution, for $\alpha = \beta$, and have simultaneous control of the body and tail shape.

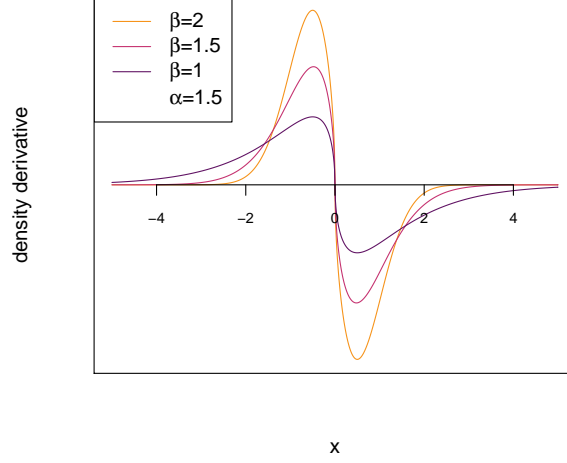


Figure 2: The proposed derivative kernel for the BTGN distribution, see Equation (2).

3 The body-tail generalized normal distribution

Let the BTGN derivative kernel, $k'(x)$, be defined by Equation (2). Thus the indefinite integral of $k'(x)$, Equation (3), yields a new symmetric kernel Equation (4).

For $x > 0$:

$$\begin{aligned} \int k'(x) dx &= \int -y^{\frac{\alpha-1}{\beta}} y^{\frac{1}{\beta}-1} \exp(-y) dy \\ &= \Gamma\left(\frac{\alpha}{\beta}, x^\beta\right). \end{aligned} \quad (3)$$

$$\therefore k(x) = \Gamma\left(\frac{\alpha}{\beta}, |x|^\beta\right), \quad (4)$$

where $\Gamma(\cdot, \cdot)$ is the upper incomplete Gamma function Gradshteyn & Ryzhik (2007). For a bona fide density, the normalizing constant for $k(x)$ is given by solving the integral below with Lemmas 1 and 2.

$$2 \int_0^\infty \Gamma\left(\frac{\alpha}{\beta}, x^\beta\right) dx = 2\Gamma\left(\frac{\alpha+1}{\beta}\right). \quad (5)$$

The body-tail generalized normal distribution density is then given by:

$$f(x; \alpha, \beta) = \frac{\Gamma\left(\frac{\alpha}{\beta}, |x|^\beta\right)}{2\Gamma\left(\frac{\alpha+1}{\beta}\right)}, \quad (6)$$

where $x \in \Re$ and $\alpha, \beta > 0$. Again, note that if $\alpha = \beta$ we have the regular generalized normal distribution as discussed in Section 1:

$$\begin{aligned}
f(x; \alpha, \alpha) &= \frac{\int_{|x|}^{\infty} |x|^{\alpha-1} e^{-|x|^\alpha} dx}{\Gamma\left(\frac{\alpha+1}{\alpha}\right)} \\
&= \frac{\alpha e^{-|x|^\alpha}}{\Gamma(1/\alpha)}.
\end{aligned}$$

This of course implies that for $\alpha = \beta = 2$ we have a normal distribution with scale, $\sigma = \frac{1}{\sqrt{2}}$, and the Laplace distribution for, $\alpha = \beta = 1$, respectively.

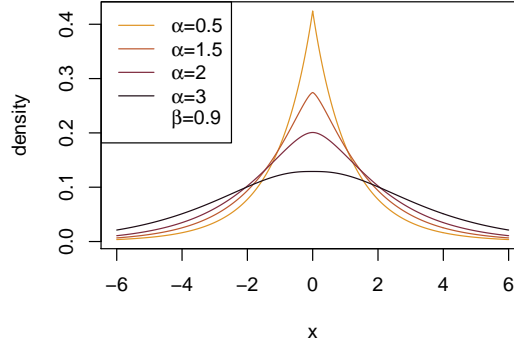


Figure 3: The density of the BTGN distribution for different body shapes α .

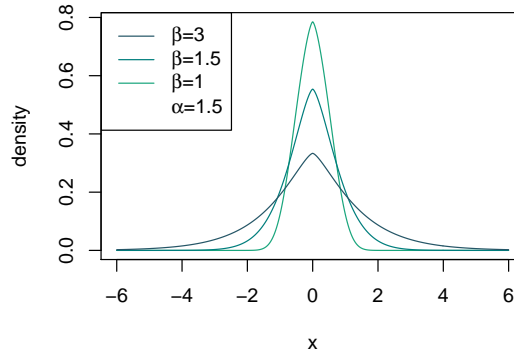


Figure 4: The density of the BTGN for different tail shapes of β . Note that for $\beta < \alpha$ tails are heavier relative to what is usually associated with the body of the GN distribution and vice versa.

In Figures 3 and 4 the inferential potential of the BTGN distribution becomes clear. The simultaneous control of the body and tail shape make it possible to test the cause of deviation from normality due to body and tail shape. For instance, two other candidates

that include the normal distribution come to mind, the t and generalized hyperbolic distributions. Although these models have a rich statistical literature, the former can not model lighter than normal tails and the latter has a shape and tail shape parameter that interact Scott et al. (2011). This gives a key advantage for using the BTGN in inference.

Next, the cumulative distribution function, $F(x)$, is easily calculated from Equation (6) using Lemma 2 in the Appendix. For $x \leq 0$:

$$\begin{aligned} F(x) &= \int_{-\infty}^x \frac{\Gamma(\alpha/\beta, |t|^\beta)}{2\Gamma\left(\frac{\alpha+1}{\beta}\right)} dt \\ &= 2^{-1} \Gamma\left(\frac{\alpha+1}{\beta}\right)^{-1} \cdot \int_{-x}^{\infty} \Gamma(\alpha/\beta, t^\beta) dt \\ &= \frac{\Gamma\left(\frac{\alpha+1}{\beta}, (-x)^\beta\right) - x \cdot \Gamma\left(\frac{\alpha}{\beta}, (-x)^\beta\right)}{2\Gamma\left(\frac{\alpha+1}{\beta}\right)}. \end{aligned}$$

For $x > 0$ the relation $F(x) = 1 - F(-x)$ can simply be used.

Finally, the absolute r 'th moments are derived since the odd moments of the BTGN are zero. From Equation (6), and Lemmas 1 and 2 we have that:

$$\begin{aligned} E(|X|^r) &= 2 \int_0^{\infty} x^r \frac{\Gamma(\alpha/\beta, |x|^\beta)}{2\Gamma\left(\frac{\alpha+1}{\beta}\right)} dx \\ &= \frac{\Gamma\left(\frac{\alpha+r+1}{\beta}\right)}{2(r+1)\Gamma\left(\frac{\alpha+1}{\beta}\right)}. \end{aligned}$$

In the following section the BTGN used in flexible modeling and inference. The location-scale BTGN PDF is thus needed and given below:

$$f(x; \alpha, \beta) = \frac{\Gamma\left(\frac{\alpha}{\beta}, \left|\frac{x-\mu}{\sigma}\right|^\beta\right)}{2\sigma\Gamma\left(\frac{\alpha+1}{\beta}\right)}. \quad (7)$$

4 Methodological demonstration

The previous sections focused on the desirable traits of the BTGN such as interpretable parameters, tractability, and inferential potential. In this section we show the practical

application of the BTGN as a building block for flexible models. In order to make the BTGN more applicable to typical flexible modeling situations, skewness parameter ψ is added. This is done by two-piece scaling, which has an “easy and clean set-up” and strong parameter orthogonality Jones & Anaya-Izquierdo (2011). The successful Azzalini-type skewing can also be considered in later studies for their good stochastic properties, elegant generating mechanisms, and fitting properties, see de Helguero (1909) and Azzalini (1985).

The scaled and shifted TPBGN is given by Equation (8). The scaled and shifted two-piece tail adjusted normal (TPTAN) is sub-model in the special case of $\alpha = 2$.

$$f(x; \mu, \sigma, \alpha, \beta, \psi) = \begin{cases} \frac{2}{\psi + \frac{1}{\psi}} \frac{\Gamma\left(\frac{\alpha}{\beta}, \left(\frac{-x-\mu}{\sigma}\right)^\beta\right)}{2\sigma\Gamma\left(\frac{\alpha+1}{\beta}\right)} & x \leq \mu \\ \frac{2}{\psi + \frac{1}{\psi}} \frac{\Gamma\left(\frac{\alpha}{\beta}, \left(\frac{x-\mu}{\sigma}\right)^\beta\right)}{2\sigma\Gamma\left(\frac{\alpha+1}{\beta}\right)} & \mu < x \end{cases} \quad (8)$$

Given these two flexible models, we analyze a heavy and light tailed data set inferring some of the characteristics of the data.

4.1 Bitcoin Returns

In the first case the data represents the log daily returns of Bitcoin during the time period of 2013/07/07-2018/12/17 (1989 days), available at <https://community-api.coinmetrics.io/v2>.

In Figure 5 the kernel density estimate (KDE) and the fitted TPTAN density is shown in log scale for clarity. The approximate Bayes’ factor is used to determine evidence in favor of a model, see Kass & Raftery (1995). The TPTAN is fitted and compared to the BTGN to infer whether the body of the distribution is non-normal. As competing models the Azzalini skew t (ST) Azzalini (1985) and the normal inverse Gaussian distributions (NIG) Barndorff-Nielsen (1978) are also fitted. From Table 2 we can deduce that the body of the returns data is normal-like with heavy tails and that the TPTAN represents the data best.

4.2 Munich Rent

In the second case the data represents 3082 observations of net rental price per square meter. The data comes for a rent survey in Munich in the year 1999 Fahrmeir et al. (2013), available in the R package `gamlss.data`. In Figure 6 the light tailed data is presented with

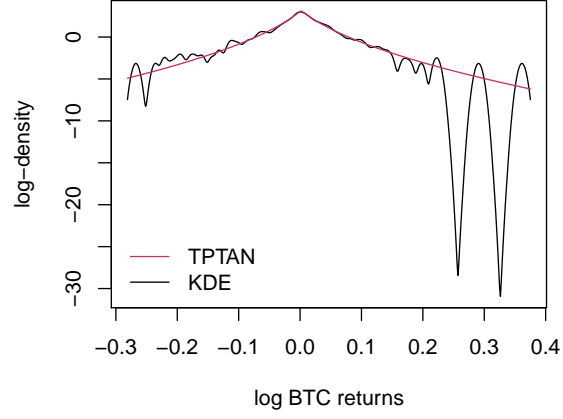


Figure 5:

Table 2: Bayes' factor and interpretation for the Bitcoin Returns Data.

	Bayes' Factor	H_0 Evidence
ST	66.223	Very strong
NIG	23.004	Very strong
TPTAN	H_0	
TPBTGN	12.012	Very strong

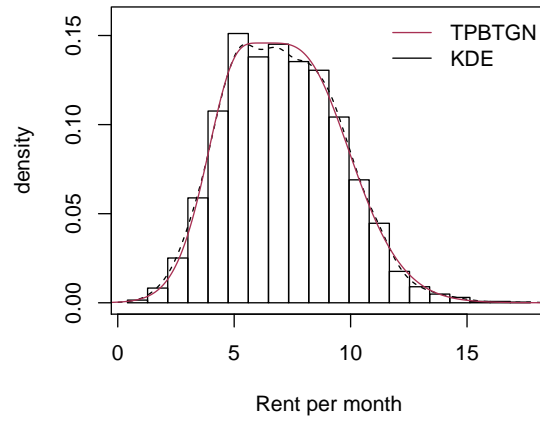


Figure 6:

the fitted TPTAN density. Once again, the approximate Bayes' factor is used and both the TPBTGN and TPTAN are fitted. As competing models two group finite mixtures of normal (FMN) and Gamma (FMG) distributions are fitted. From Table 3 we can deduce that the body of the rent data is non-normal and that the TPBTGN represents the data best.

Table 3: Bayes factor and interpretation for the Munich Rent Data.

	Bayes Factor	H_0 Evidence
FMG	13.615	Very strong
FMN	8.121	Strong
TPTAN	9.794	Strong
TPBTGN	H_0	

5 Appendix

The appendix has two lemmas for the calculations of the density, cumulative distribution function, and moments.

Lemma 1

Let $\alpha, \beta > 0$, then the following limit holds true below:

$$\lim_{x \rightarrow \infty} x^k \Gamma\left(\frac{\alpha}{\beta}, x^\beta\right) = 0 \text{ for } k \in \mathbb{R}. \quad (9)$$

Proof:

If $k \leq 0$ both factors in the left-hand side of Equation (9) tend to zero or is finite as x tends to infinity. If $0 < k$, by L'Hospital rule:

$$\begin{aligned} & \lim_{x \rightarrow \infty} x^k \Gamma\left(\frac{\alpha}{\beta}, x^\beta\right) \\ &= \lim_{x \rightarrow \infty} \frac{x^{\alpha+\beta+k-1}}{e^{x^\beta}} \cdot \frac{\beta}{k} \\ &= 0. \end{aligned} \tag{10}$$

Lemma 2

Let $\alpha, \beta > 0$, then the following integral identity holds true below:

$$\int_x^\infty x^r \Gamma\left(\frac{\alpha}{\beta}, x^\beta\right) dx = \frac{\Gamma\left(\frac{\alpha+r+1}{\beta}, x^\beta\right) - x^{\frac{r+1}{\beta}} \Gamma\left(\frac{\alpha}{\beta}, x^\beta\right)}{r+1}. \tag{11}$$

5.0.1 Proof:

Integrating by parts, set $v'(y) = \frac{r+1}{\beta} y^{\frac{r+1}{\beta}-1}$ and $u(y) = \Gamma(\alpha/\beta, y)$. This implies that $v(y) = y^{\frac{r+1}{\beta}}$ and $u'(y) = -y^{\frac{\alpha}{\beta}-1} e^{-y}$. It is then clear that:

$$\begin{aligned} & \int_x^\infty t^r \Gamma(\alpha/\beta, t^\beta) dt \\ &= (r+1)^{-1} y^{\frac{r+1}{\beta}} \Gamma(\alpha/\beta, y) \Big|_x^\infty - (r+1)^{-1} \int_x^\infty y^{\frac{r+1}{\beta}} \cdot \left(-y^{\frac{\alpha}{\beta}-1} e^{-y}\right) dy, \end{aligned} \tag{12}$$

from which the result follows.

References

- Allard, D. & Naveau, P. (2007), 'A New Spatial Skew-Normal Random Field Model', *Communications in Statistics-Theory and Methods* **36**(9), 1821–1834.
- Arellano-Valle, R., Bolfarine, H. & Lachos, V. (2005), 'Skew-normal linear mixed models', *Journal of Data Science* **3**(4), 415–438.

- Ayebo, A. & Kozubowski, T. J. (2003), ‘An asymmetric generalization of Gaussian and laplace laws’, *Journal of Probability and Statistical Science* **1**(2), 187–210.
- Azzalini, A. (1985), ‘A class of distributions which includes the normal ones’, *Scandinavian journal of statistics* pp. 171–178.
- Azzalini, A. & Genton, M. (2008), ‘Robust Likelihood Methods Based on the Skew-t and Related Distributions’, *International Statistical Review* **76**(1), 106–129.
- Baker, R. (2019), ‘New survival distributions that quantify the gain from eliminating flawed components’, *Reliability Engineering & System Safety* **185**, 493–501.
- Barndorff-Nielsen, O. (1978), ‘Hyperbolic Distributions and Distributions on Hyperbolae’, *Scandinavian Journal of Statistics* pp. 151–157.
- Barndorff-Nielsen, O., Kent, J. & Sørensen, M. (1982), ‘Normal Variance-Mean Mixtures and z Distributions’, *International Statistical Review/Revue Internationale de Statistique* **50**(2), 145–159.
- Bottazzi, G. & Secchi, A. (2011), ‘A new class of asymmetric exponential power densities with applications to economics and finance’, *Industrial and Corporate Change* **20**(4), 991–1030.
- Box, G. E. & Tiao, G. (1962), ‘A further look at robustness via Bayes’s theorem’, *Biometrika* **49**(3), 419–432.
- Box, G. E. & Tiao, G. C. (1973), *Bayesian Inference in Statistical Analysis*, Vol. 1, Addison Wesley.
- Box, G. P. & Cox, D. (1964), ‘An analysis of transformations’, *Journal of the Royal Statistical Society* **26**(211), 1–43.
- de Helguero, F. (1909), ‘Sulla rappresentazione analitica delle curve statistiche’, *Giornale degli Economisti* **38**(20), 241–265.
- De Vries, H. (1894), *Ueber halbe Galton-Curven als Zeichen discontinuierlicher Variation*, Gebrüder Borntraeger.

- Fahrmeir, L., Kneib, T., Lang, S. & Marx, B. (2013), *Regression: Models, Methods and Applications*, Springer Science & Business Media.
- Fernandez, C., Osiewalski, J. & Steel, M. F. (1995), ‘Modeling and Inference with v -Spherical Distributions’, *Journal of the American Statistical Association* **90**(432), 1331–1340.
- Ferreira, J. & Steel, M. (2006), ‘A constructive Representation of Univariate Skewed Distributions’, *Journal of the American Statistical Association* **101**(474), 823–829.
- Gradshteyn, I. & Ryzhik, I. (2007), *Table of Integrals, Series and Products*, Academic Press.
- Hansen, B. E. (1994), ‘Autoregressive Conditional Density Estimation’, *International Economic Review* **35**(3), 705–730.
- Johnson, N., Kotz, S. & Balakrishnan, N. (1994), Continuous univariate distributions, Vol. 2, Wiley.
- Jones, M. (2004), ‘Families of Distributions Arising from Distributions of Order Statistics’, *Test* **13**(1), 1–43.
- Jones, M. (2015), ‘On Families of Distributions with Shape Parameters’, *International Statistical Review* **83**(2), 175–192.
- Jones, M. & Anaya-Izquierdo, K. (2011), ‘On parameter orthogonality in symmetric and skew models’, *Journal of Statistical Planning and Inference* **141**(2), 758–770.
- Kass, R. E. & Raftery, A. E. (1995), ‘Bayes Factors’, *Journal of the American Statistical Association* **90**(430), 773–795.
- Komunjer, I. (2007), ‘Asymmetric power distribution: Theory and applications to risk measurement’, *Journal of applied econometrics* **22**(5), 891–921.
- Ley, C. (2014), ‘Flexible modelling in statistics: past, present and future’, *arXiv preprint arXiv:1409.6219*.

- Maleki, M., Wraith, D. & Arellano-Valle, R. B. (2018), ‘A flexible class of parametric distributions for Bayesian linear mixed models’, *TEST* **28**(2), 1–22.
- McLachlan, G. J., Lee, S. X. & Rathnayake, S. I. (2000), ‘Finite Mixture Models’, *Annual Review of Statistics and its Application* **6**, 355–378.
- Nadarajah, S. & Teimouri, M. (2012), ‘On the Characteristic Function for Asymmetric Exponential Power Distributions’, *Econometric Reviews* **31**(4), 475–481.
- Naveau, P., GenGenton, M. & Shen, X. (2005), ‘A skewed Kalman filter’, *Journal of multivariate Analysis* **94**(2), 382–400.
- Nelsen, R. B. (2007), *An Introduction to Copulas*, Springer Science & Business Media.
- Pereira, M. A. A. & Russo, C. M. (2019), ‘Nonlinear mixed-effects models with scale mixture of skew-normal distributions’, *Journal of Applied Statistics* **46**(9), 1602–1620.
- Rubio, F. J. & Steel, M. (2014), ‘Inference in Two-piece Location-Scale Models with Jeffreys priors’, *Bayesian Analysis* **9**(1), 1–22.
- Scott, D. J., Würtz, D., Dong, C. & Tran, T. T. (2011), ‘Moments of the generalized hyperbolic distribution’, *Computational Statistics* **26**(3), 459–476.
- Stacy, E. W. (1962), ‘A Generalization of the Gamma Distribution’, *The Annals of Mathematical Statistics* **33**(3), 1187–1192.
- Subbotin, M. T. (1923), ‘On the Law of Frequency of Error’, *Mathematicheskii Sbornik* **31**(2), 296–301.
- Zhu, D. & Zinde-Walsh, V. (2009), ‘Properties and estimation of asymmetric exponential power distribution’, *Journal of Econometrics* **148**(1), 86–99.