

# The surprising little effectiveness of cooperative algorithms in parallel problem solving

Sandro M. Reia, Larissa F. Aquino, and José F. Fontanari\*

*Instituto de Física de São Carlos, Universidade de São Paulo,*

*Caixa Postal 369, 13560-970 São Carlos, São Paulo, Brazil*

(Dated: May 15, 2022)

Biological and cultural inspired optimization algorithms are nowadays part of the basic toolkit of a great many research domains. By mimicking processes in nature and animal societies, these general-purpose search algorithms promise to deliver optimal or near-optimal solutions using hardly any information on the optimization problems they are set to tackle. Here we study the performances of a cultural-inspired algorithm – the imitative learning search – as well as of asexual and sexual variants of evolutionary algorithms in finding the global maxima of NK-fitness landscapes. The main performance measure is the total number of agent updates required by the algorithms to find those global maxima and the baseline performance, which establishes the worth of the cooperative algorithms, is set by the blind search in which the agents explore the problem space (binary strings) by flipping randomly chosen bits. We find that even for smooth landscapes that exhibit a single maximum, the evolutionary algorithms do not perform much better than the blind search due to the stochastic effects of the genetic roulette. The imitative learning is immune to this effect thanks to the deterministic choice of the fittest string in the population, which is used as a model for imitation. The tradeoff is that it is more prone to be trapped in local maxima than the evolutionary algorithms in the case of mildly rugged landscapes. In fact, in the case of rugged landscapes with a not too low density of local maxima, the blind search beats the cooperative algorithms regardless of whether the task is to find the global maximum or to find the fittest state within a given runtime.

## INTRODUCTION

Today’s web-enabled collective intelligence enterprises such as Google and Wikipedia [1] are exquisite implementations of the familiar conception that the solution of important real-world problems is beyond the capability of any single individual and requires the cooperative effort of many individuals. In fact, the benefits of cooperative work to tackle problems that endanger survival have long been explored by nature [2] and nature’s diverse strategies have, in turn, been developed into a variety of general-purpose optimization algorithms [3].

Perhaps, the first and most popular of these bio-inspired algorithms are the evolutionary algorithms [4], which rely on the well-known biological processes of mutation, selection and recombination to drive a population of individuals or agents towards global or near-global maxima of abstract fitness landscapes. In this line, there are also the more recent and less known cultural-inspired algorithms [5, 6], where social learning (imitation) replaces the selection and recombination biological processes [7, 8].

Both the evolutionary and the cultural algorithms are examples of parallel or distributed cooperative problem-solving systems [9, 10] in which a number of equivalent agents seek to solve the same problem and the activities of a particular agent offer insight to others about the configuration of the problem space [11]. This is typically achieved through the exchange of information among the agents about their partial success (i.e., their states and

their fitness at the current trial) towards the completion of the task.

Here we study the performances of the cultural-inspired imitative learning search [6, 12] and of evolutionary algorithms [13, 14] for the NP-complete problem [15] of finding the global maxima of rugged NK-fitness landscapes [16]. The main advantage of using this problem is the possibility of tuning the ruggedness of the landscape, which is roughly determined by the number of local maxima. In addition, the implementations of the cultural and evolutionary algorithms to explore the landscape are straightforward since the state space of the NK-fitness landscapes are binary strings of length  $N$ . (Hence, in this paper we will use the terms agent and string interchangeably.) We take the blind search, in which the agents simply flip bits at random independently of each other, as a baseline to gauge the usefulness of the cooperative search algorithms. Although our main measure of performance is the number of agent updates required to find the global maxima, which is essentially the computational cost of the search, we considered also other measures such as the probability of finding the global maximum and the fittest string found for a fixed runtime.

The cooperative search algorithms we consider here have only two tunable parameters, viz., the population size  $M$  and the mutation probability  $u$ . In particular, in the imitative learning (IL) search an agent flips a bit at random with probability  $u$  and imitate a model agent – the fittest agent in the population at the trial – with probability  $1 - u$ . We consider two variants of the evolutionary algorithms, namely, the asexual variant (AGA) that accounts for mutation and selection and the sexual variant (SGA) that accounts for recombination as well. In both variants, mutation and selection are parallel or mu-

---

\* fontanari@ifsc.usp.br

tually exclusive processes that happen with probability  $u$  and  $1 - u$ , respectively, in accord with the classic Crow-Kimura model of population genetics [17]. Hence, in the AGA the offspring are clones of the parents, whereas in the SGA the offsprings are recombinant strings. On the average, these offspring make up  $M(1 - u)$  of the components of the new generation, whereas the remaining ones are randomly chosen members of the previous generation with a single bit flipped.

Surprisingly, we find that for simple problems in which the fitness landscapes are smooth and exhibit a single maximum, the evolutionary algorithms do not perform much better than the blind search. This is probably because the genetic roulette is not effective to select the fittest agent in the case the agents have close fitness values. The genetic drift effect becomes stronger as the population size decreases and for small sizes the evolutionary algorithms perform worse than the blind search. This finding exposes the pitfall of general-purpose optimization algorithms that use little or no information regarding the optimization problem they are set to solve. The IL is immune to genetic drift because the model agent is always chosen as the fittest string in the population. The tradeoff is that IL is strongly affected by the trapping effects of the local maxima in rugged landscapes for low values of the mutation probability  $u$  and intermediate values of the population size  $M$ , so it performs much worse than the blind search in those situations. Nevertheless, tuning  $M$  and  $u$  independently for the three cooperative search algorithms indicates that IL is either superior or equivalent to SGA for rugged landscapes, whereas AGA is typically outperformed by the blind search. In addition, we find that already for mildly rugged landscapes, the blind search outperforms the cooperative algorithms. These conclusions holds true even when the task of the search algorithms is to find the fittest state within a relatively short runtime so that the chances of reaching the global maximum are negligible.

The rest of this paper is organized as follows. In Methods, we present the NK model of rugged fitness landscapes, describe the three cooperative search algorithms, offer an analytical study of the blind search and define the computational cost. In Results, we compare and discuss the performances of the search algorithms on smooth and rugged fitness landscapes. Finally, in Conclusion we summarize our main findings and offer our concluding remarks.

## METHODS

Here we offer an outline of the NK model of rugged fitness landscapes [16] that the parallel search algorithms must explore in their quest for the global maxima. In addition, we describe the three cooperative search algorithms – imitative learning (IL), asexual (AGA) and sexual (SGA) genetic algorithms – as well as the blind independent search. Finally, we present the performance

measure or computational cost that we use to compare those search algorithms.

### NK-fitness landscapes

The NK model [16] is the choice computational implementation of fitness landscapes that has been extensively used to study optimization problems in population genetics, developmental biology and protein folding [18]. Although the NK model was introduced originally to study adaptive evolution as walks on rugged fitness landscapes, its reputé went way beyond the (theoretical) biology realm. In fact, today the NK model is considered a paradigm for problem representation in management research [11, 19, 20], as it allows the manipulation of the difficulty of the problems and challenges posed to individuals and companies.

More pointedly, the NK model is defined in the space of binary strings of length  $N$  and so the parameter  $N$  determines the size of the state or problem space,  $2^N$ . The other parameter  $K = 0, \dots, N - 1$  determines the range of the epistatic interactions among the bits of the binary string and influences strongly the number of local maxima on the landscape. We recall that two bits are said to be epistatic whenever the combined effects of their contributions to the fitness of the binary string are not merely additive. In particular, for  $K = 0$  the smooth and additive landscape has one single maximum whereas for  $K = N - 1$ , the (uncorrelated) landscape has on the average  $2^N / (N + 1)$  maxima with respect to single bit flips [16]. Since the  $2^N$  binary strings can be arranged in a  $N$ -dimensional hypercube, we say that the parameter  $N$  determines the dimensionality of the landscape.

In the NK model, each string  $\mathbf{x} = (x_1, x_2, \dots, x_N)$  with  $x_i = 0, 1$  has a fitness value  $\Phi(\mathbf{x})$  that is given by the average of the contributions of each component  $i$  in the string, i.e.,

$$\Phi(\mathbf{x}) = \frac{1}{N} \sum_{i=1}^N \phi_i(\mathbf{x}) \quad (1)$$

where  $\phi_i$  is the contribution of component  $i$  to the fitness of string  $\mathbf{x}$ . It is assumed that  $\phi_i$  depends on the state  $x_i$  as well as on the states of the  $K$  right neighbors of  $i$ , i.e.,  $\phi_i = \phi_i(x_i, x_{i+1}, \dots, x_{i+K})$  with the arithmetic in the subscripts done modulo  $N$ . Hence  $K$  measures the degree of interaction (epistasis) among the components of the bit string. Here we assume, in addition, that the functions  $\phi_i$  are  $N$  distinct real-valued functions on  $\{0, 1\}^{K+1}$  and, as usual, we assign to each  $\phi_i$  a uniformly distributed random number in the unit interval [16]. Because of the randomness of  $\phi_i$ , we can guarantee that  $\Phi \in (0, 1)$  has a unique global maximum and that different strings have different fitness values.

As pointed out, for  $K = 0$  there are no local maxima and the sole maximum of  $\Phi$  is easily located by picking for each component  $i$  the state  $x_i = 0$  if  $\phi_i(0) > \phi_i(1)$  or

the state  $x_i = 1$ , otherwise. However, for  $K > 0$  finding the global maximum of the NK model is a NP-complete problem [21], which means that the time required to solve some particular instances of the problem using any currently known deterministic algorithm increases exponentially fast with the length  $N$  of the strings [15]. Increase of the parameter  $K$  from 0 to  $N - 1$  results in the decrease of the correlation between the fitness of neighboring strings (i.e., strings that differ at a single component) in the state space. For  $K = N - 1$ , those fitness values are uncorrelated so the NK model reduces to the house-of-cards landscape [22]. The simplest way to see this is to consider two neighboring configurations, say  $\mathbf{x}^a = (0, 0, \dots, 0)$  and  $\mathbf{x}^b = (1, 0, \dots, 0)$ , and calculate explicitly the correlation between their fitness. This yields

$$\text{corr}(\Phi(\mathbf{x}^a), \Phi(\mathbf{x}^b)) = 1 - \frac{K + 1}{N} \quad (2)$$

We note that since the functions  $\phi_i$  are random, the ruggedness measures (e.g., the number of local maxima) of a particular realization of a NK landscape is not uniquely determined by the parameters  $N$  and  $K$ . In fact, the number of local maxima can vary considerably between landscapes characterized by the same values of  $N$  and  $K > 0$  [16], which implies that the performance of any search algorithm based on the local correlations of the fitness landscape will depend on the particular realization of the landscape. Therefore, in order to produce a meaningful comparison between the search algorithms we must guarantee that they survey the same landscapes. To achieve that we generate and store a set of 100 landscape realizations for each value of  $N$  and  $K$ , which are then used to test the parallel search algorithms.

### Parallel search algorithms

Here we describe the three cooperative parallel search algorithms we use to explore the NK-fitness landscapes, namely, Imitative Learning (IL), asexual genetic algorithm (AGA) and sexual genetic algorithm (SGA). In order to render possible a fair comparison between these algorithms we implement slight variants of their more popular versions. In particular, instead of tying mutation to reproduction or selection as usually done in evolutionary algorithms (see, e.g., [13, 14]) we consider here the so-called parallel mutation-selection model in which selection and mutation are two independent processes. This is the classic Crow-Kimura model of population genetics [17] which is popular among physicists due to the mapping of the evolutionary dynamics into quantum spin Hamiltonians [23–25]. For the sake of completeness, we present also the blind independent search where the agents explore the fitness landscape flipping bits at random.

We consider a well-mixed population of  $M$  agents or binary strings of length  $N$  that explore the state space of

an NK-fitness landscape searching for its unique global maximum. Initially, all binary strings are drawn at random with equal probability for the digits 0 and 1. The  $M$  agents are updated synchronously following the rules of the specific search algorithm and the search is halted when one of the agents finds the global maximum.

### Imitative learning (IL)

In the Imitative learning search, the synchronous or parallel update of the  $M$  agents proceeds as follows. At time  $t$  we first determine the model agent (i.e., the fittest agent in the population) and then we repeat the following update rule  $M$  times before incrementing the time to  $t + 1$ . The update rule consists in choosing between two operations, viz., mutation and imitation.

Mutation happens with probability  $u$  and involves the selection of a string at random with uniform probability and the flip of a randomly chosen bit of the selected string. The resulting string is then passed to the next generation. This is the usual mutation operation of the evolutionary algorithms. Since the repeated application of this operation is capable of generating all the  $2^N$  binary strings starting from any arbitrary string, the algorithm will eventually reach the global maximum provided that  $u > 0$ .

The other operation – imitation – happens with probability  $1 - u$  and involves the selection of a string at random with uniform probability (the target string) which will then imitate the model string. More pointedly, the model string and the target string are compared and the different bits are singled out. Then one of the distinct bits in the target string is selected at random and flipped so that this bit is now the same in both strings. The resulting string is passed to the new generation. This imitation procedure is inspired by the mechanism used to model the influence of external media [26–28] in the celebrated agent-based model proposed by Axelrod to study the process of culture dissemination [29].

As expected, imitation results in the increase of the similarity between the target and the model strings, which may not necessarily lead to an increase of the fitness of the target string. If the target string is identical to the model string, which is not an uncommon situation since the imitation process reduces the diversity of the population, then the target string is not updated. This means that for  $u = 0$  the population rapidly becomes isogenic and the search for the global maximum is very likely to fail. We note that a same string may be chosen as target string more than once and, more importantly, that there is no guarantee that the model string will pass to the new generation, as opposed the elitist selection strategy of some evolutionary algorithms [14]. The search ends when one of the agents finds the global maximum and we denote by  $t^*$  the time when this happens.

### Asexual genetic algorithm (AGA)

In the context of evolutionary algorithms, the parallel update of the agents amounts to the usual assumption of non-overlapping generations in which the offspring replace the parental population in a single time step. Accordingly, at time  $t$  we repeat the following update procedure  $M$  times and then increment the time from  $t$  to  $t+1$ . In this case, there are two operations, viz., mutation and replication. The mutation operation happens with probability  $u$  and is identical to the operation described before for the IL. Replication happens with probability  $1 - u$  and consists in selecting a string with probability proportional to its fitness and passing its copy to the next generation. We note that in both operations, the same string may be chosen more than once and that new strings are produced by the mutation operation only. The inefficiency of AGA to generate and maintain string diversity is the culprit for its poor performance reported in this paper.

### Sexual genetic algorithm (SGA)

In this case the two operations that comprise the update procedure are mutation and reproduction. The mutation operation, which happens with probability  $u$ , is implemented as in the previous algorithms. Reproduction, which happens with probability  $1 - u$ , consists in selecting two strings (parents) without replacement and with probability proportional to their fitness. The single offspring of each mating is generated by applying the one point crossover operation: we pick one point  $1 \leq n \leq N - 1$  at random from each of parents' strings to form one offspring string by taking all bits from the first parent up to the crossover point  $n$ , and all bits from the second parent beyond the crossover point. Thus the offspring will always be a recombinant string. In this case, string diversity is generated both by the mutation and the reproduction/crossover operations. We refer to this operation as reproduction because the offspring may be different from their parents (it is equal in the case the parents are clones) in contrast to the replication operation of the AGA where the offspring is always a clone of the parent.

The above update procedure is repeated  $M$  times before incrementing the time variable by one unit. As in the previous algorithms, the same string can be selected more than once as target of the mutation and reproduction operations.

### Blind search (BS)

In the blind search the agents flip bits at random (i.e.,  $u = 1$ ) and so the ruggedness of the landscape has no effect whatsoever on their chances to hit the global maximum, which depends only on the length of the strings

$N$  and on the population size  $M$ . The blind search was studied analytically in [12] and for the sake of completeness we offer here an outline of that analysis. Here we assume without loss of generality that the unique global maximum is the string  $(1, 1, \dots, 1)$  which means that the search stops when this string is produced.

First, let us consider a single agent (i.e.,  $M = 1$ ) represented by a string with  $j$  bits 1 and  $N - j$  bits 0. The probability that the resulting string has  $i$  bits 1 after the mutation operation is given by the tridiagonal stochastic matrix  $\mathbf{T}$  with elements

$$T_{ij} = (1 - j/N) \delta_{i,j+1} + j/N \delta_{i,j-1} \quad (3)$$

for  $j = 1, \dots, N - 1$ ,  $T_{i0} = \delta_{i,1}$ , and  $T_{iN} = \delta_{i,N}$ . Here  $\delta_{i,j}$  is the Kronecker delta. Therefore, the probability  $p_i(t)$  that the string has  $i$  bits 1 at time  $t$  is given by the recursion equation

$$p_i(t) = \sum_{j=0}^N T_{ij} p_j(t-1) \quad (4)$$

Note that  $i = N$  is the only absorbing state of the stochastic process defined by  $\mathbf{T}$  and  $p_N(t)$  yields the probability that the agent hits the global maximum before or at trial  $t = 1, 2, \dots$ . For large  $t$  this quantity is given  $p_N(t) = 1 - (\lambda_N)^t$  where  $\lambda_N$  is the second largest eigenvalue of  $\mathbf{T}$ . We recall that the largest eigenvalue of  $\mathbf{T}$  is 1 because it is a stochastic matrix. Hence the probability that the agent hits the global maximum exactly at trial  $t = t^*$  is

$$P_1(t^*) = p_N(t^*) - p_N(t^* - 1) = (1 - \lambda_N) \lambda_N^{t^*-1} \quad (5)$$

which is a geometric distribution with success probability  $1 - \lambda_N$ . In the case of  $M$  independent agents the halting time is  $t^* = \min\{t_1^*, t_2^*, \dots, t_M^*\}$ , where the  $t_k^*$ s are independent random variables distributed by the geometric distribution (5). It happens that the probability distribution of  $t^*$  is also a geometric distribution with probability of success  $1 - (\lambda_N)^M$  [12], i.e.,

$$P_M(t^*) = \left[1 - (\lambda_N)^M\right] (\lambda_N)^{M(t^*-1)} \quad (6)$$

and the mean time to find the global maximum is then

$$\langle t^* \rangle = \frac{1}{1 - (\lambda_N)^M} \quad (7)$$

It is also of interest to know the probability that the population of  $M$  agents finds the global maximum before or at time  $t$ , which is given by

$$\pi_M(t) = \sum_{t^*=1}^t P_M(t^*) = 1 - (\lambda_N)^{Mt} \quad (8)$$

The eigenvalue  $\lambda_N$  of the tridiagonal matrix  $\mathbf{T}$  can be easily obtained numerically (see, e.g., [30]) provided  $N$  is

not too large. For example, we find  $\lambda_{12} \approx 0.99978$ ,  $\lambda_{15} \approx 0.999972$ ,  $\lambda_{18} \approx 0.9999964$ , and  $\lambda_{21} \approx 0.99999955$  for the string lengths that will be considered in this paper. In fact, we find that  $2^N(1 - \lambda_N) \approx 1$  for large  $N$ , which agrees with the expectation that for a single agent ( $M = 1$ ) the expected halting time given by Eq (7) equals the size of the state space, i.e.,  $\langle t^* \rangle \rightarrow 2^N$ .

Finally, we note that Eq (5) and, consequently, Eqs (6) and (8) are valid strictly for large  $t^*$  only. This is so because we have considered only the contributions of the largest and second largest eigenvalues on the formal expansion of  $p_N(t)$  on the eigenvectors of  $\mathbf{T}$ . However, since  $t^*$  is typically on the order of  $2^N$ , those geometric distributions are exceedingly good approximations to the correct distributions of the absorbing times.

### Computational cost

We measure the computational cost of a search by the total number of string updates performed by the algorithms until they find the global maximum of the NK-fitness landscape. Hence we ignore the complexity of the update procedures which may greatly impact the actual running time of the algorithms in a computer. Needless to say, this performance measure is very unfavorable to the blind search, which has the simplest and fastest update rule. Of course, the total number of updates is simply  $Mt^*$  where  $t^*$  is the halting time of the algorithm. Since  $t^*$  is typically on the order of  $2^N$  and in order to compare performances for landscapes of different dimensionality, we choose to define the computational cost  $C$  of a search as

$$C = Mt^*/2^N \quad (9)$$

This quantity must be averaged over many searches in a same landscape and the result then averaged over an ensemble of landscapes with the same parameters  $N$  and  $K$ .

For the purpose of illustration, we offer a brief discussion of the mean computational cost for the blind search which is given by

$$\langle C \rangle = \frac{M}{2^N [1 - (\lambda_N)^M]}, \quad (10)$$

where the notation  $\langle \dots \rangle$  stands for the average over independent searches on the same landscape. Since all landscapes with fixed  $N$  and a single global maximum are equivalent from the perspective of the blind search, there is no need to average over different landscapes in Eq (10). In particular, for  $N = 12$  we have  $\lambda_{12} \approx 0.99978$  and since  $(\lambda_{12})^M \approx e^{-M(1-\lambda_{12})}$  we have  $\langle C \rangle \approx 1.12$  for  $M \ll 1/(1 - \lambda_{12}) \approx 4545$  and  $\langle C \rangle \approx M/2^{12}$  for  $M \gg 4545$ . The first and more realistic regime is characterized by a mean computational cost that is independent of the population size  $M$  and corresponds to the case that

the halting time  $t^*$  decreases linearly with increasing  $M$ . The second regime, where  $\langle C \rangle$  increases linearly with  $M$ , corresponds to the situation  $t^* \approx 1$ , i.e., the population size is so large that the global maximum is likely to be found already during the assemblage of the initial population.

## RESULTS

As pointed out, the performances of the cooperative search algorithms are measured by the mean computational cost  $\langle C \rangle$ , which is estimated by averaging the computational cost defined in Eq (9) over  $10^3$  searches on the same landscape realization. The resulting average cost is then further averaged over the set of 100 landscape realizations with the same values of the parameters  $N$  and  $K$ . Whereas the results for the cooperative search algorithms are obtained via simulations, the results for the blind search are given by the analytical approximations derived before, unless otherwise stated.

### Smooth landscapes

Regardless of the dimensionality  $N$ , the NK-fitness landscape with  $K = 0$  exhibits a single maximum. Hence, in principle, finding this maximum should be a very easy task to powerful search algorithms such as AGA and SGA. Somewhat surprisingly, this is not the case, as we will see next.

Fig 1 summarizes the performances of the three cooperative search algorithms, viz. IL, AGA and SGA, as well as of the blind search, for smooth landscapes with fixed dimensionality  $N = 12$ . The performance of the blind search is used as a baseline to determine the usefulness of the cooperative algorithms. This figure reveals a few surprising results. Although the poor performance of the evolutionary algorithms for small population sizes was somewhat expected since the genetic drift (i.e., the stochastic effects due to the finitude of the population) overwhelms the selective pressure towards fitter strings, it comes as a surprise that those algorithms perform much worse than the blind search. The imitative learning does not suffer from the drift effect since it always picks the fittest string to imitate, i.e., this choice is not probabilistic as in the evolutionary algorithms. In addition, although we expected that the lack of a mechanism to generate diversity in the string population would harm the performance of the AGA, our results show that this algorithm outperforms (marginally) the blind search only for a very limited range of the control parameters  $M$  and  $u$ . All the cooperative search algorithms considered exhibit an optimum population size that minimizes the computational cost of the search. This is due to the duplication of work (i.e., the presence of multiple copies of a same string) that occurs for large  $M$  and reduces the efficiency of the search. This happens for the blind search

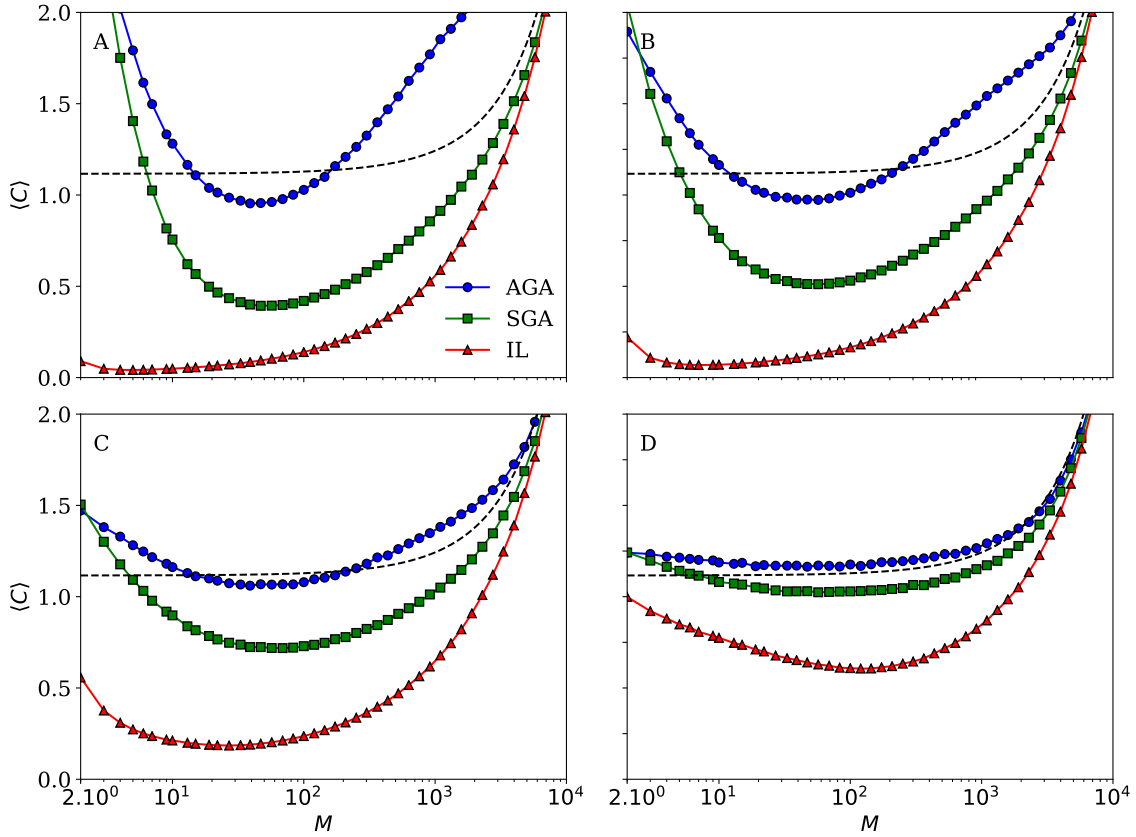


FIG. 1. **Mean computational cost as function of the population size for smooth landscapes with fixed dimensionality.** The symbols represent the mean computational cost  $\langle C \rangle$  of the imitative learning search (red triangles), the asexual genetic algorithm (blue circles) and the sexual genetic algorithm (green squares). The dashed curve is the analytical prediction for the blind search. The mutation probability is A:  $u = 0.3$ . B:  $u = 0.5$ . C:  $u = 0.7$  D:  $u = 0.9$ . The parameters of the NK-fitness landscape are ( $N = 12, K = 0$ ).

as well, but since in this case the update rule does not tend to decrease the diversity of the strings, the effect is observed for very large  $M$  only.

We note that the performances of the cooperative search algorithms are not remarkably better than the baseline set by the blind search. More explicitly, by fine tuning the parameters  $M$  and  $u$ , the IL yields a computational cost that is about 20 times lower than the baseline, whereas the SGA results in a twofold improvement over the baseline only. For purpose of comparison, we observe that a greedy heuristics starting from a random string yields  $\langle C \rangle = N/2^{N+1} \approx 0.0015$  for  $N = 12$ , which is about 750 times lower than the baseline. Of course, this heuristics is only guaranteed to find the global maximum in the case of smooth landscapes ( $K = 0$ ).

Fig 2 shows that the performance of the evolutionary algorithms scales very poorly with increasing dimensionality  $N$ , whereas the computational cost of the imitative learning search decreases exponentially with increasing  $N$ , similarly to the greedy heuristics. In addition, this figure reveals that for each cooperative search algorithm there is a mutation probability  $u$  that minimizes the com-

putational cost for fixed population size  $M$ . This is expected since for  $u = 1$  their performances are identical to the baseline by construction, whereas for  $u = 0$  the cooperative search algorithms may not find the solution for some initial population settings so  $\langle C \rangle \rightarrow \infty$  in this case.

The main reason for the superior performance of the IL over the AGA and SGA in finding the single maximum of smooth landscapes, especially for high-dimensional landscapes, is that the genetic roulette is very inefficient to pick up the fittest string in a situation where the strings exhibit similar fitness values, whereas the imitative learning always selects the fittest string as the model string. This is, of course, a huge leverage for smooth landscapes, as shown in Fig 1 and Fig 2, because the fitness value is a reliable indicator of proximity to the maximum in this case. Let us see whether this leverage holds for rugged landscapes as well.

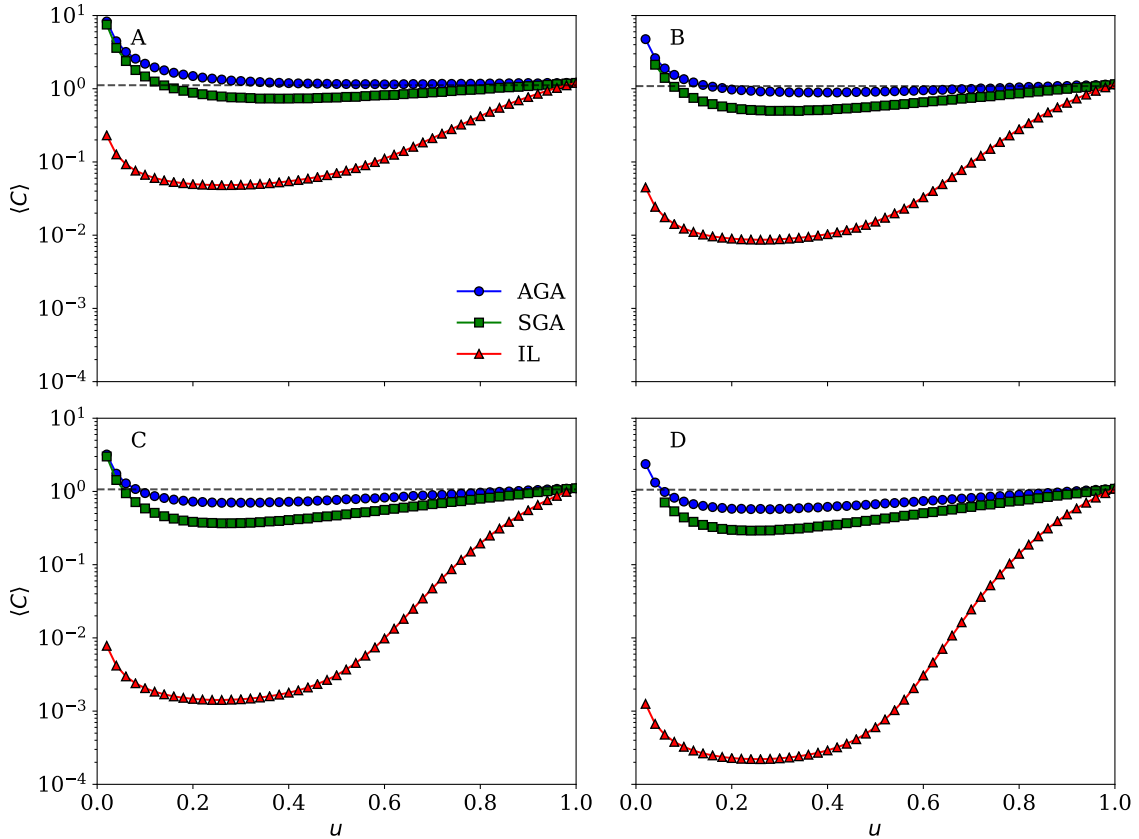


FIG. 2. **Mean computational cost as function of the mutation probability for smooth landscapes with increasing dimensionality.** The symbols represent the mean computational cost  $\langle C \rangle$  of the imitative learning search (red triangles), the asexual genetic algorithm (blue circles) and the sexual genetic algorithm (green squares) for the population size  $M = 10$ . The dashed straight line indicates the performance of the blind search, which does not depend on  $u$ . The parameters of the NK-fitness landscape are A:  $(N = 12, K = 0)$ . B:  $(N = 15, K = 0)$ . C:  $(N = 18, K = 0)$ . D:  $(N = 21, K = 0)$ .

### Rugged landscapes

Fig 3 exhibits the performances of the search algorithms for landscapes of fixed dimensionality  $N = 12$  and increasing ruggedness, as determined by the values of the epistasis parameter  $K = 1, 3, 5, 7$ . These results reveal a distinctive characteristic of the IL on rugged landscapes, namely, the appearance of a peak on the computational cost for populations of intermediate size [6, 12]. In contrast, increase of the ruggedness of the fitness landscape does not produce qualitative changes on the dependence of the computational cost on the parameters  $M$  and  $u$  for the evolutionary algorithms.

The poor performance of the IL for intermediate population sizes is akin to the groupthink phenomenon of social psychology [31], which occur when everyone in a group starts thinking alike as the result of people putting unlimited faith in a leader (the model agent in our scenario). In the IL, this phenomenon is due to the loss of diversity of the population that occurs when the model string is a high fitness local maximum and the imitation process starts to produce too many clones of that

string. (This explains why this effect does appear for small  $M$ .) This is the price IL pays for its good performance on smooth landscapes. This groupthink-like phenomenon can be circumvented by limiting the influence of the model agent using low connectivity networks [32] or by allowing the agents to move randomly in an two-dimensional space [33]. It is curious to note that a similar performance degradation was reported in models of Parkinson's law that show the lessening of bureaucratic efficiency when the size of administrative staff exceeds a certain number [34].

As expected, the performances of the cooperative search algorithms degrade gradually as the landscapes become more rugged. In fact, since the state space size is fixed in Fig 3, the density of local maxima increases with increasing  $K$ . It is interesting that for the mildly rugged landscapes with  $N = 12$  and  $K = 7$  (panel D of Fig 3), for which the fitness correlation between neighboring strings is  $1/3$ , the blind search outperforms the cooperative search algorithms for most population sizes. (We say the landscapes are mildly rugged because the epistasis parameter has room to grow up to  $K = 11$ .) This

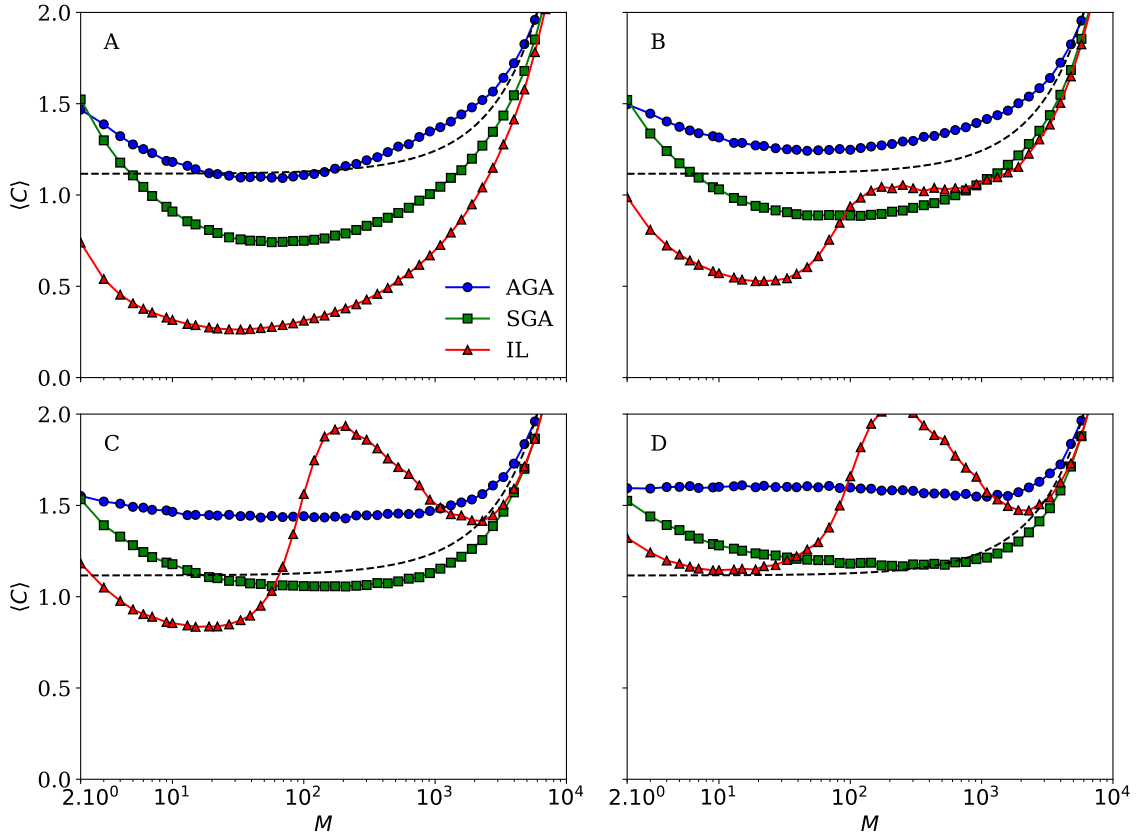


FIG. 3. **Mean computational cost as function of the population size for rugged landscapes with fixed dimensionality.** The symbols represent the mean computational cost  $\langle C \rangle$  of the imitative learning search (red triangles), the asexual genetic algorithm (blue circles) and the sexual genetic algorithm (green squares) for the probability of mutation  $u = 0.7$ . The dashed curve is the analytical prediction for the blind search. The parameters of the NK-fitness landscape are A:  $(N = 12, K = 1)$ . B:  $(N = 12, K = 3)$ . C:  $(N = 12, K = 5)$ . D:  $(N = 12, K = 7)$ .

result is somewhat reminiscent of the “no free lunch” theorems [35], which, in our context, roughly assert that no algorithm performs better than the blind search when all possible landscapes with fixed dimensionality (and variable ruggedness) are considered.

Fig 4 shows the performances of the search algorithms when the parameters  $N$  and  $K$  increase such that the correlation between the fitness of two neighboring strings, Eq (2), is kept fixed to  $2/3$ . The results lay bare the reliance of the cooperative search algorithms on the mutation operation to produce diversity at the bit level and that the IL is much more susceptible to lose diversity at that level. We recall that if all strings exhibit the same bit at a given position then, in the absence of mutations, this bit will be fixed in the population since the crossover and the imitation operations cannot flip it. This is a major hurdle if the fixed bit is not the correct one, i.e., the corresponding bit in the global maximum, as indicated by the divergence of the computational cost as  $u \rightarrow 0$  for all three cooperative algorithms. Another interesting result exhibited in Fig 4 is that the task seems to become easier as the dimensionality of the landscape increases. This is

so because the density of local maxima actually decreases as  $N$  and  $K$  increase such that the ratio  $(K + 1)/N$  is kept constant. For example, for the ensemble of 100 landscapes with  $N = 12$  and  $K = 3$  we find that the mean number of maxima is 27.18 and the density of maxima is 0.007, whereas for the landscapes with  $N = 21$  and  $K = 7$  that mean is 3074.52, which corresponds to a density of 0.001 maxima per state. These results suggest that the fitness landscapes of Fig 4 become smoother as  $N$  increases and hence the performances of the cooperative search algorithms become more similar to those illustrated in Fig 2 for the smooth landscapes.

One may argue that since in real-world problems the state space is very large, the odds that a general-purpose search algorithm reaches the optimal solution in all runs and within a feasible runtime are negligible for NP-complete optimization problems, as it is the case of finding the global maximum of NK-fitness landscapes with  $K > 0$  [21]. Hence, since it is impractical to estimate the mean halting time  $\langle t^* \rangle$  for problems with a very large state space, the computational costs exhibited in, say, Fig 3 may not be indicative of the performance of the



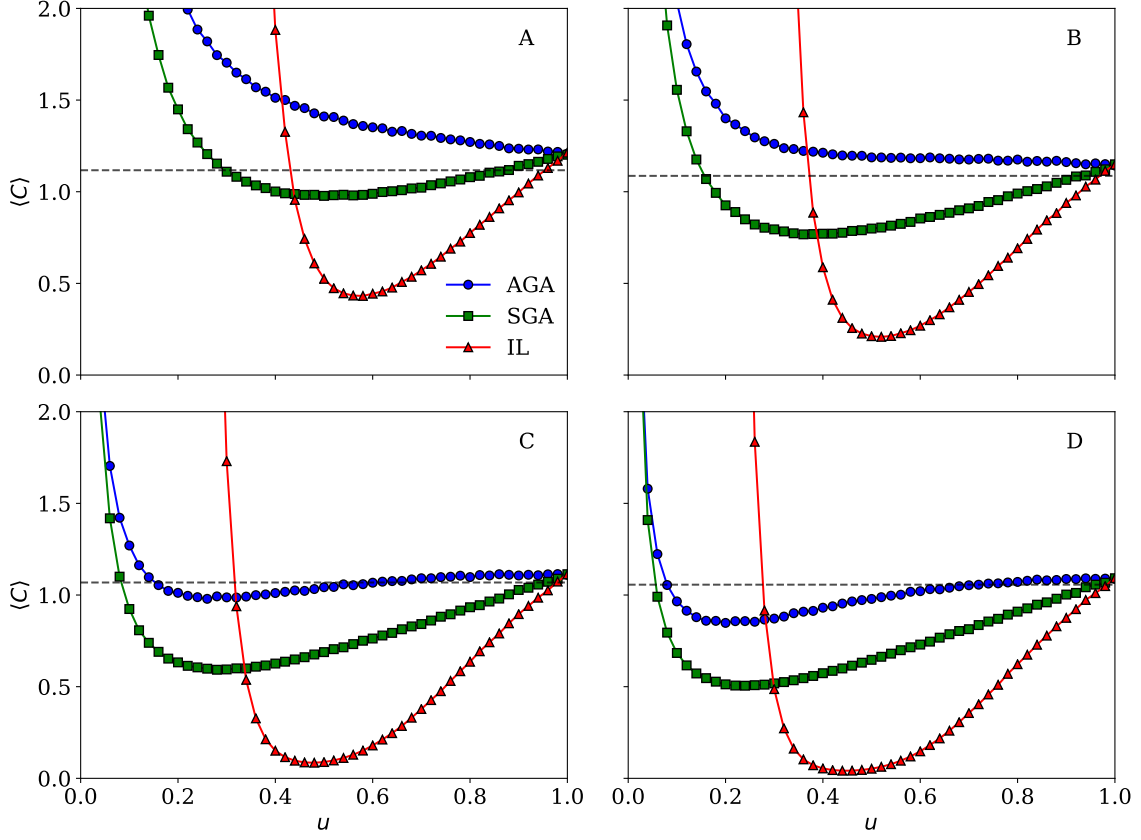


FIG. 4. **Mean computational cost as function of the mutation probability for rugged landscapes with fixed local fitness correlation.** The symbols represent the mean computational cost  $\langle C \rangle$  of the imitative learning search (red triangles), the asexual genetic algorithm (blue circles) and the sexual genetic algorithm (green squares) for the population size  $M = 10$ . The dashed straight line indicates the performance of the blind search. The parameters of the NK-fitness landscapes are A: ( $N = 12, K = 3$ ). B: ( $N = 15, K = 4$ ). C: ( $N = 18, K = 5$ ). D: ( $N = 21, K = 6$ ).

cooperative search algorithms in the real-world scenario where the duration of the search is limited a priori. We can easily assess the significance of this claim by estimating the fraction of runs for which the global maximum is found when the duration of the search is fixed to  $t$ . In the case of the blind search, this fraction is nothing but the probability  $\pi_M(t)$  that the population of  $M$  agents finds the global maximum before or at time  $t$  given in Eq (6).

Accordingly, Fig 5 shows  $\pi_M(t)$  for the challenging case exhibited in panel D of Fig 3 where the blind search outperforms all three cooperative search algorithms. The results indicate that this outcome holds true for searches of limited duration as well. Most interestingly, however, panel B of Fig 5 shows that the IL is comparable to the other algorithms for searches of short duration, although it gives the poorest performance for long duration searches. Moreover, we note that for very short times (e.g.,  $t < 10$ ) the approximation used to derive Eq (8) fails, which explains the atypical results for the blind search in this regime. In fact, for  $t < 10$  we expect all four algorithms to exhibit the same performance. Of

course, we could easily replace those analytical results by simulations but we found it instructive to illustrate the failure of Eq (8) of short times.

In a similar vein, an argument that is usually put forth in support of general-purpose optimization algorithms is that they excel at finding solutions that are ‘sufficiently good’ for practical purposes within realistic runtimes. In this line of reasoning, finding optimal or near-optimal solutions were never the intent of the bio and cultural inspired algorithms. This is a fair point, though we think it is instructive, to say the least, to learn how those algorithms fare when their task is to find the optimal solution, as done in this paper. Fortunately, we can easily check the truthfulness of this claim by simply recording the fittest solution found by the algorithms up to time  $t$ , which we denote by  $\Phi_{\max}(t)$ . Since we average over different landscapes, we use a more appropriate, landscape-independent measure given by the ratio  $\Phi_{\max}/\Phi_{\text{global}} \leq 1$ , where  $\Phi_{\text{global}}$  is the fitness of the global maximum.

Accordingly, Fig 6 shows the ratio  $\Phi_{\max}/\Phi_{\text{global}}$  for two values of the mutation probability, viz.  $u = 0.2$  and

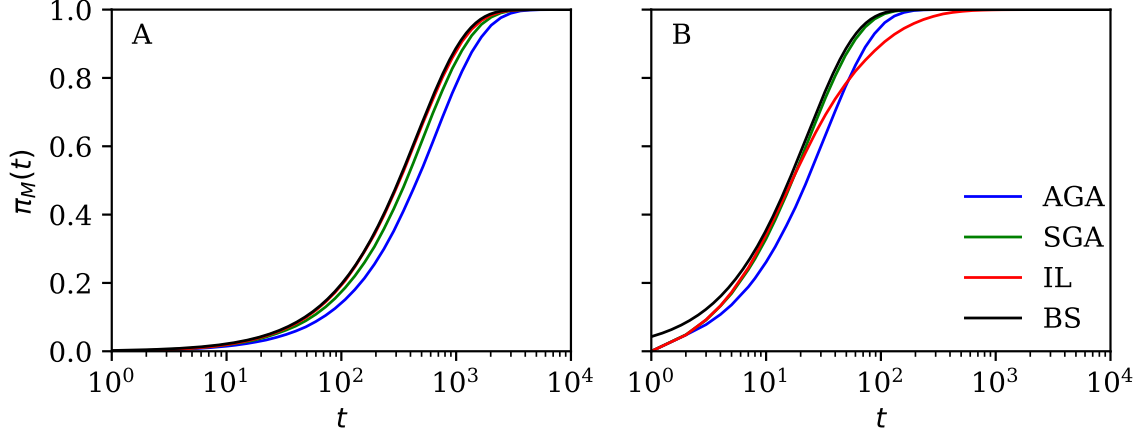


FIG. 5. **Probability of finding the global maximum when the duration of the search is fixed.** The curves represent the fraction of runs in which the global maximum was found before or at time  $t$  for the imitative learning search (red curve), the asexual genetic algorithm (blue curve) and the sexual genetic algorithm (green curve). The black curve is the analytical prediction for the blind search, Eq (8). The mutation probability is  $u = 0.7$  and the population size is A:  $M = 10$ . B:  $M = 200$ . The parameters of the NK-fitness landscapes are ( $N = 12, K = 7$ ).

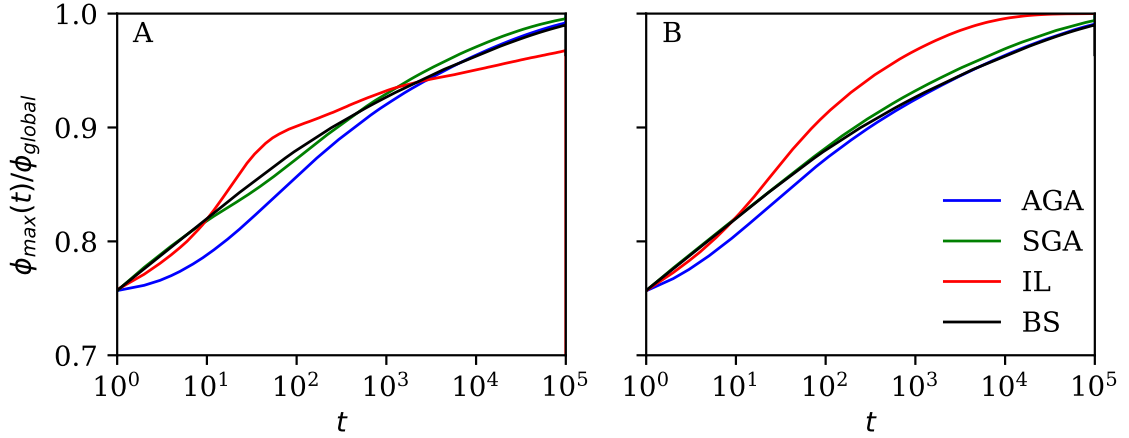


FIG. 6. **Fittest state found within a fixed runtime for landscapes with  $N = 21$  and  $K = 6$ .** The ratio between the fittest state found up to time  $t$ ,  $\Phi_{\max}$ , and the global optimum fitness,  $\Phi_{\text{global}}$ , for the imitative learning (red curve), asexual genetic algorithm (blue curve), sexual genetic algorithm (green curve) and blind search (black curve). The population size is  $M = 10$  and the mutation probability is A:  $u = 0.2$ . B:  $u = 0.5$ . The parameters of the NK-fitness landscapes are ( $N = 21, K = 6$ ).

$u = 0.5$ , for the high dimensional landscapes considered in panel D of Fig 4. We note that, in this case, the results for the blind search were obtained by simulations as our analytical results hold for the distributions of absorbing times only. These illuminating results show no evidence that the evolutionary algorithms are more effective than the blind search in finding good solutions in searches of short duration, rather the contrary. It is interesting to note that for  $u = 0.2$ , the IL finds the fittest solutions for intermediate times, though its performance, as measured by the computational cost, is catastrophic (see Fig 4). Of

course, those solutions are the local maxima that prevent the algorithm to explore the problem space efficiently, resulting thus in the very high computational cost. For  $u = 0.5$ , the IL outperforms the other algorithms not only in finding the global maximum but also in finding the fittest states within a given runtime  $t$ , provided  $t$  is not too short.

Fig 7 exhibits the results of a similar analysis for the mildly rugged landscapes of panel D of Fig 3, for which the blind search either outperforms or matches the cooperative search algorithms for all practical population sizes

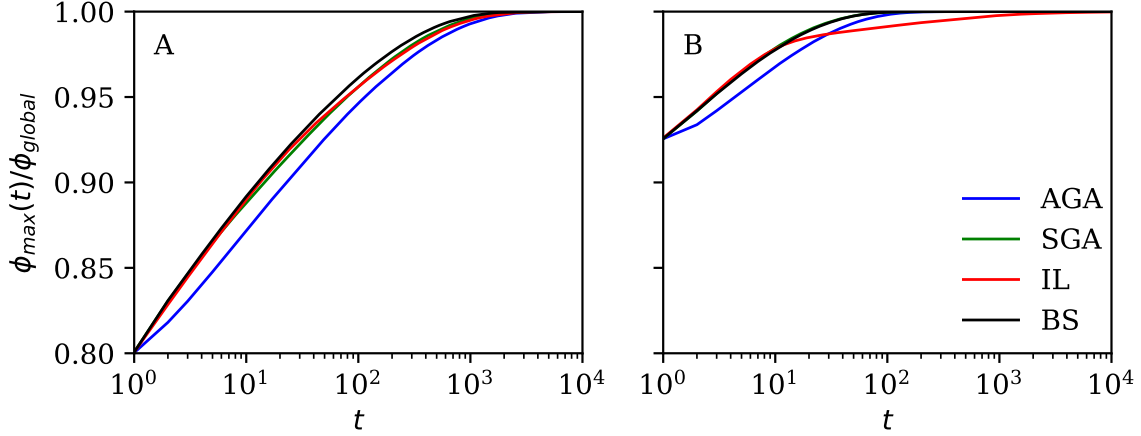


FIG. 7. **Fittest state found within a fixed runtime for landscapes with  $N = 12$  and  $K = 7$ .** The ratio between the fittest state found up to time  $t$ ,  $\Phi_{\max}$ , and the global optimum fitness,  $\Phi_{\text{global}}$ , for the imitative learning (red curve), asexual genetic algorithm (blue curve), sexual genetic algorithm (green curve) and blind search (black curve). The mutation probability is  $u = 0.5$  and the population size is A:  $M = 10$ . B:  $M = 200$ . The parameters of the NK-fitness landscapes are ( $N = 12, K = 7$ ).

$M$ . The very same conclusions hold true when the task changes from finding the global maximum in the minimum runtime to finding high fitness states within a fixed runtime. Since for large  $M$  there is a good chance of finding high fitness states already during the assemblage of the initial population, we have  $\Phi_{\max}(0)/\Phi_{\text{global}} \rightarrow 1$  as  $M$  increases, which explains the great difference in the ranges of variation of the ratio  $\Phi_{\max}/\Phi_{\text{global}}$  between the two panels of Fig 7. Therefore our results support the (actually) conservative stance that the algorithms that reach the global maxima more rapidly are also more likely to visit the fittest states within a fixed runtime.

## CONCLUSION

The imitative learning (IL) search was introduced originally as a model to study quantitatively the potential of imitation as the underlying mechanism – the critical connector – of collective brains [6, 12]. A natural baseline to assess that potential is a scenario where the agents explore the problem space independently of each other, performing a sort of blind search on that space. The finding that the imitative learning performs much worse than the baseline for certain values of the control parameters [6, 12] and the apparent similarities between the IL and the popular evolutionary algorithms gave rise to the question of whether similar negative results could hold for those algorithms as well. The aim of this paper is to address this issue by challenging the cultural and biologically inspired cooperative search algorithms to beat the blind search in the task of finding the unique global maximum of NK-fitness landscapes [16]. The main performance measure considered here is the total number

of agent updates required by the algorithms to find the global maximum of the fitness landscape. Our conclusion is that all too often the blind search outperforms the cooperative search algorithms, in the sense that it finds the optimal solution faster and that it is more likely to find it when the duration of the search is limited.

We consider two evolutionary algorithms, viz., the asexual (AGA) and the sexual (SGA) genetic algorithms. The main difference between them is that the former lacks the crossover mechanism to generate diversity in the string population (see, e.g., [13, 14]). In order to facilitate the comparison with the IL and the blind search, we consider the parallel mutation-selection version of the evolutionary algorithms, in which mutation and selection are independent processes. This contrasts with the usual formulation in which mutation is introduced as an error of the reproduction process. We have verified, however, that the performances of the parallel and sequential mutation-selection variants are very similar, as expected.

A word is in order to highlight the differences between the imitation and the crossover processes. Within a genetic perspective, the model string in the IL may be thought of as a mandatory parent in all mates at a given generation, which contributes a single bit to the offspring. This offspring is identical to the other parent, namely, the randomly chosen target string, except for the bit that comes from the model string. In addition, that bit is not random since it must differ from the original bit of the target string. In fact, since the imitation process was based on Axelrod’s model of cultural dissemination [29], the IL follows the rules of cultural, rather than of genetic, evolution.

Our definition of computational cost Eq (9) as, essentially, the total number of updates performed by the al-

gorithms to find the optimal solution begets a humbler perspective on the power of general-purpose search algorithms. In particular, we find that even for simple problems with no local maxima, the cooperative search algorithms are not much better than the blind search. In this simple scenario, the IL exhibits the best performance since it always guarantees the selection of the fittest string as a model to be imitated, thus avoiding the genetic drift that hinders the performance of the evolutionary algorithms (see Fig 2). The prospects of the cooperative search algorithms are somewhat gloomy in the case of rugged landscapes plagued with local maxima that may act as traps for the evolving population. In fact, even for mildly rugged landscapes (see panel D of Fig 3) the blind search outperforms the cooperative search algorithms regardless of whether the duration of the search for the global maximum is limited a priori or not. This conclusion holds true also in the case the criterion to evaluate the algorithms is the fittest state found within a fixed runtime.

In many respects, the unenthusiastic performances of the cooperative search algorithms reported here, as compared with the baseline set by the blind search, are in line with the claims of the no free lunch theorems [35] as well as with the very notion of NP-completeness class [15] in the sense that we should not expect any algorithm to change substantially the scale of the time needed to find the optimal solution for problems in that class. Overall

we find that if the population size  $M$  and the mutation probability  $u$  can be freely tuned so as to optimize the performance of each cooperative search algorithm separately, then the IL surpasses the evolutionary algorithms, especially for almost smooth landscapes, which are characterized by a low density of local maxima as illustrated in Fig 4.

In the case of rugged landscapes with an ordinary density of local maxima, the blind search beats all three cooperative algorithms regardless of whether the task is to find the global maximum or to find the fittest state within a given runtime. This unwonted conclusion calls into question the efficiency of the mechanisms of selection, recombination and imitation to explore rugged fitness landscapes.

## ACKNOWLEDGMENTS

The research of JFF was supported in part by Grant No. 2017/23288-0, Fundação de Amparo à Pesquisa do Estado de São Paulo (FAPESP) and by Grant No. 305058/2017-7, Conselho Nacional de Desenvolvimento Científico e Tecnológico (CNPq). SMR was supported by grant 15/17277-0, Fundação de Amparo à Pesquisa do Estado de São Paulo (FAPESP). LFA was supported by a CNPq fellowship.

- 
- [1] Malone T, Laubacher R, Dellarocas C. The collective intelligence genome. *MIT Sloan Manag Rev.* 2010; 51(3):1–6.
  - [2] Queller DC, Strassmann JE. Beyond society: the evolution of organismality. *Phil Trans R Soc B* 2009; 364(1533):3143–3155.
  - [3] Kar AK. Bio inspired computing—A review of algorithms and scope of applications. *Expert Syst Appl.* 2016; 59:20–32.
  - [4] Holland JH. *Adaptation in Natural and Artificial Systems*. Cambridge, MA: MIT Press; 1992.
  - [5] Kennedy J. Thinking is social: Experiments with the adaptive culture model. *J Conflict Res.* 1998; 42(1):56–76.
  - [6] Fontanari JF. Imitative Learning as a Connector of Collective Brains. *PLoS ONE* 2014; 9(10):e110517.
  - [7] Blackmore S. *The Meme Machine*. Oxford: Oxford University Press; 2000.
  - [8] Boyd R, Richerson PJ. *The Origin and Evolution of Cultures*. Oxford: Oxford University Press; 2005.
  - [9] Huberman BA. The performance of cooperative processes. *Physica D* 1990; 42(1-3):38–47.
  - [10] Clearwater SH, Huberman BA, Hogg T. Cooperative Solution of Constraint Satisfaction Problems. *Science* 1991; 254(5035):181–1183.
  - [11] Lazer D, Friedman A. The Network Structure of Exploration and Exploitation. *Admin Sci Quart.* 2007; 52(4):667–694.
  - [12] Fontanari JF. Exploring NK Fitness Landscapes Using Imitative Learning. *Eur Phys J B* 2015; 88:251.
  - [13] Goldberg DE. *Genetic Algorithms in Search, Optimization, and Machine Learning*. Reading: Addison-Wesley; 1989.
  - [14] Bäck T. *Evolutionary Algorithms in Theory and Practice: Evolution Strategies, Evolutionary Programming, Genetic Algorithms*. New York: Oxford University Press; 1996.
  - [15] Garey MR, Johnson DS. *Computers and Intractability: A Guide to the Theory of NP-Completeness*. San Francisco, CA: Freeman; 1979.
  - [16] Kauffman SA, Levin S. Towards a general theory of adaptive walks on rugged landscapes. *J Theor Biol.* 1987; 128(1):11–45.
  - [17] Crow J, Kimura M. *An introduction to population genetics theory*. New York: Harper and Row; 1970.
  - [18] Kauffman SA. *At Home in the Universe: The Search for Laws of Self-Organization and Complexity*. New York: Oxford University Press; 1995.
  - [19] Levinthal DA. Adaptation on Rugged Landscapes. *Manag Sci.* 1997; 43(7):934–950.
  - [20] Billinger S, Stieglitz N, Schumacher TR. Search on Rugged Landscapes: An Experimental Study. *Organ Sci.* 2013; 25(1):93–108.
  - [21] Solow D, Burnetas S, Tsai M, Greenspan NS. On the Expected Performance of Systems with Complex Interactions Among Components. *Complex Syst.* 2000; 12(4):423–456.

- [22] Macken CA, Perelson AS. Protein evolution on rugged landscapes. *Proc Natl Acad Sci USA* 1989; 86(16):6191–6195.
- [23] Baake E, Baake M, Wagner H. Ising quantum chain is equivalent to a model for biological evolution. *Phys Rev Lett.* 1997; 78(3):559–562.
- [24] Baake E, Wagner H. Mutation-selection models solved exactly with methods of statistical mechanics. *Genet Res Camb.* 2001; 78(1):93–117.
- [25] Saakian DB, Fontanari JF. Evolutionary dynamics on rugged fitness landscapes: exact dynamics and information theoretical aspects. *Phys Rev E* 2009; 80(4):041903.
- [26] Shibantai Y, Yasuno S, Ishiguro I. Effects of Global Information Feedback on Diversity. *J. Conflict Res.* 2001; 45(1):80–96.
- [27] González-Avella JC, Cosenza MG, Eguíluz VM, San Miguel M. Spontaneous ordering against an external field in non-equilibrium system. *New J Phys.* 2010; 12:013010.
- [28] Peres LR, Fontanari JF. The media effect in Axelrod’s model explained. *Europhys Lett.* 2011; 96(3):38004.
- [29] Axelrod R. The Dissemination of Culture: A Model with Local Convergence and Global Polarization. *J Conflict Res.* 1997; 41(2):203–226.
- [30] Press WH, Teukolsky SA, Vetterling WT, Flannery BP. *Numerical Recipes in Fortran: The Art of Scientific Computing.* Cambridge, MA: Cambridge University Press; 1992.
- [31] Janis IL. *Groupthink: psychological studies of policy decisions and fiascoes.* Boston: Houghton Mifflin; 1982.
- [32] Fontanari JF, Rodrigues FA. Influence of network topology on cooperative problem-solving systems. *Theory Biosci.* 2016; 135(3):101–110.
- [33] Gomes PF, Reia SM, Rodrigues FA, Fontanari JF. Mobility helps problem-solving systems to avoid groupthink. *Phys Rev E* 2019; 99(3):032301.
- [34] Klimek P, Hanel R, Thurner S. Parkinson’s Law quantified: three investigations on bureaucratic inefficiency. *J Stat Mech.* 2009; 2009(3):P03008.
- [35] Wolpert DH, Macready WG. No Free Lunch Theorems for Optimization. *IEEE T Evolut Comput.* 1997; 1(1):67–82.