

Proxy-SU(3) symmetry for heavy deformed nuclei: nuclear spectra

D. Bonatsos¹, I.E. Assimakis¹, A. Martinou¹, S. K. Peroulis¹,
S. Sarantopoulou¹, N. Minkov²

¹Institute of Nuclear and Particle Physics, National Centre for Scientific Research “Demokritos”, GR-15310 Aghia Paraskevi, Attiki, Greece

²Institute of Nuclear Research and Nuclear Energy, Bulgarian Academy of Sciences, 72 Tzarigrad Road, 1784 Sofia, Bulgaria

Received 31 October 2017

Abstract.

The systematics of experimental energy differences between the levels of the ground state band and the γ_1 band in even-even nuclei are studied as a function of the angular momentum L , demonstrating a decrease of the energy differences with increasing L , in contrast to what is seen in vibrational, γ -unstable, and triaxial nuclei. After a short review of the relevant predictions of several simple collective models, it is shown that this decrease is caused in the framework of the proxy-SU(3) scheme by the same three-body and/or four body operators which break the degeneracy between the ground state band and the γ_1 band, predicting in parallel the correct form of odd-even staggering within the γ_1 -bands.

PACS number: 21.60.Fw, 21.60.Ev, 21.60.Cs

1 Introduction

Proxy-SU(3) is an approximate symmetry appearing in heavy deformed nuclei [1, 2]. In SDANCA-2017 the foundations of proxy-SU(3) [3], its parameter-free predictions for the collective deformation parameters β and γ [4, 5], as well as for $B(E2)$ ratios [5], have been discussed and its usefulness in explaining the dominance of prolate over oblate shapes in the ground states of even-even nuclei [6] and the point of the prolate to oblate shape transition in the rare earths region [6] has been demonstrated. In the present contribution, preliminary calculations for the spectra of heavy deformed nuclei, in which three-body and four-body operators are needed, will be discussed.

Since Elliott demonstrated the relation of SU(3) symmetry to nuclear deformation [7, 8], several group theoretical approaches to rotational nuclei have been developed. In theories approximating correlated valence nucleon pairs by bosons,

like the Interacting Boson Model (IBM) [9], the ground state band (gsb) is sitting in the lowest-lying irreducible representation (irrep) alone, while the γ_1 band and the β_1 band belong to the next irrep, therefore being degenerate to each other if only one-body and two-body terms are included in the Hamiltonian. Actually this degeneracy has been used as a hallmark of the appearance of SU(3) symmetry in atomic nuclei [9]. Higher order (three- and four-body terms) have been introduced in the IBM Hamiltonian mostly in order to accommodate triaxial shapes [10, 11]. A particular class of higher order terms consists of the symmetry-preserving three-body operator Ω and the four-body operator Λ (their mathematical names being the O_l^0 and Q_l^0 shift operator respectively) [12–15], the role of which in breaking the degeneracy between the β_1 and the γ_1 band [16, 17], as well as in producing the correct odd-even staggering within the γ_1 band [18] has been considered.

A different picture emerges within algebraic models employing fermions, like the pseudo-SU(3) [19, 20] and the proxy-SU(3) [1, 2] models. In these cases the lowest lying irrep accommodates both the gsb and the γ_1 band, and possibly higher- K bands with $K = 4, 6, \dots$, while the β_1 and γ_2 bands, and possibly higher bands with $K = 4, 6, \dots$ belong to the next irrep. In these cases, the three- and/or four-body terms are absolutely necessary from the very beginning, in order to break the degeneracy between the gsb and the γ_1 bands. In the framework of pseudo-SU(3) this program has been successfully carried out both by using general three- and four-body terms [21], as well as by using a specific K -band splitting operator [22], containing the Ω and Λ operators with appropriate coefficients. Numerical solutions have been produced in both cases, in the second case because the Λ and Ω operators are diagonal in different bases [16].

The K -band splitting operator used in [22] has the interesting property of being diagonal for values of the angular momentum L which are low in relation to the Elliott quantum numbers λ, μ characterizing the irreducible representations (λ, μ) of SU(3) [7, 8]. In lowest order approximation, in what follows we are going to use the K operator as a diagonal operator.

In the present work we would like to consider the breaking of the degeneracy of the gsb and γ_1 band within the proxy-SU(3) scheme, using the same Λ, Ω , and K -band splitting operators mentioned above. Before attempting any fittings, we would like to focus attention on physical quantities which exhibit some characteristic behavior. For example, if we consider Hamiltonians of the form [16]

$$H^{(3)} = aL^2 + bK + c\Omega - dL^4, \quad (1)$$

or

$$H^{(4)} = aL^2 + bK + c\Lambda - dL^4, \quad (2)$$

one can easily realize that the behavior of the differences of the energies of the gsb and the γ_1 bands for the same angular momentum L , $E(L_{\gamma_1}) - E(L_g)$, normalized to their first member, $E(2_{\gamma_1}) - E(2_g)$, will depend only on the relative

parameter c/b , since only the second and the third term in the above Hamiltonians would contribute to them. Essentially parameter-independent predictions would also occur for the odd-even staggering [23,24] within the γ -bands, which is essentially determined by the third term in the above Hamiltonians, while the first and fourth term have a minimal influence. It is interesting that while for the odd-even staggering detailed studies exist, pointing out the different behavior of this quantity in vibrational, rotational, γ -unstable or triaxial nuclei [23,24], no similar study exists for the behavior of the energy differences between the gsb and the γ_1 band in the different regions, thus we will first attempt such a study.

In some of the models to be discussed below, we are going to use the Davidson potential [25]

$$u(\beta) = \beta^2 + \frac{\beta_0^4}{\beta^2}, \quad (3)$$

where the parameter β_0 indicates the position of the minimum of the potential.

2 Analytical results for energy differences

2.1 The role of the O(5) subalgebra

If the Hamiltonian under consideration has a symmetry possessing an O(5) subalgebra, the presence of this subalgebra greatly influences the behavior of the energy differences under discussion. The influence is based on the degeneracies imposed by the O(5) subalgebra. In particular, the $L = 2$ member of the quasi- γ_1 band is degenerate with the $L = 4$ member of the gsb, the $L = 3, 4$ members of the quasi- γ_1 band are degenerate to the $L = 6$ member of the gsb, the $L = 5, 6$ members of the quasi- γ_1 band are degenerate to the $L = 8$ member of the gsb, and so on (see, for example, Table 2.4 of Ref. [9], or Table I of Ref. [26]).

The U(5) case

The 5-dimensional (5D) harmonic oscillator, appearing in the Bohr Hamiltonian, is characterized by the symmetry $U(5) \supset O(5) \supset SO(3)$ [27,28]. The levels of the ground state band are given by

$$E(L_g) = AL, \quad (4)$$

while the levels of the quasi-gamma band are given by

$$E(L_\gamma) = A(L + 2). \quad (5)$$

Therefore

$$E(L_\gamma) - E(L_g) = 2A, \quad (6)$$

which is a constant. Therefore the “distance” between the two bands remains constant with increasing L .

The O(6) case

In this case the relevant chain of subalgebras is $O(6) \supset O(5) \supset SO(3)$ [9, 29]. The energies of the ground state band are given by

$$\lambda = \tau(\tau + 3), \quad (7)$$

where τ is the seniority quantum number [30, 31]. Within the ground state band one has $L = 2\tau$, therefore

$$E(L_g) = AL(L + 6)/4, \quad (8)$$

with A being a constant. The spectrum is characterized again by degeneracies imposed by the O(5) symmetry described above, therefore

$$E(L_\gamma) = A(L + 2)(L + 8)/4. \quad (9)$$

As a result,

$$E(L_\gamma) - E(L_g) = A(L + 4), \quad (10)$$

which is growing with L .

2.2 The triaxial rotor model (TRM)

In this model [32–34] one has

$$E(L_g) = AL(L + 4), \quad (11)$$

while for the even levels of the quasi-gamma band one has

$$E(L_\gamma) = A[L(L + 16) - 12], \quad L = \text{even} \quad (12)$$

and for the odd levels one has

$$E(L_\gamma) = A[(L(L + 10) - 3)], \quad L = \text{odd}. \quad (13)$$

Therefore for even L one has

$$E(L_\gamma) - E(L_g) = 12A(L - 1), \quad (14)$$

which is growing with increasing L .

2.3 The exactly separable Davidson model (ESD)

In the exactly separable Davidson (ES-D) model [35], energies are given by

$$E_{n,L} = 2n + 1 + \sqrt{\frac{L(L + 1) - K^2}{3} + \frac{9}{4} + \beta_0^4 + 6c(n_\gamma + 1)}, \quad (15)$$

Proxy-SU(3) symmetry: nuclear spectra

where $n = 0, 1, 2, \dots$ is the number of oscillator quanta in the β variable, n_γ is the number of oscillator quanta in the γ variable, β_0 is the position of the minimum of the Davidson potential in the β variable, and $c = C/2$ is related to the coefficient appearing in the harmonic oscillator potential in the γ variable. Bands occurring in this solution, characterized by (n, n_γ) , include the ground state band $(0, 0)$ and the γ_1 -band $(0, 1)$. One then has

$$E(L_{\gamma_1}^+) - E(L_g^+) = \sqrt{F(L) + 6c - \frac{4}{3}} - \sqrt{F(L)}, \quad (16)$$

where

$$F(L) = \frac{L(L+1)}{3} + \frac{9}{4} + \beta_0^4 + 3C. \quad (17)$$

The extra term appearing in the first square root in Eq. (16) is positive if $c > 2/9$, a condition fulfilled for all deformed or nearly-deformed nuclei appearing in Table I of Ref. [35] (taking into account the notation $C = 2c$). The derivative of the energy difference of Eq. (16) with respect to L reads

$$\frac{d(E(L_{\gamma_1}^+) - E(L_g^+))}{dL} = \frac{2L+1}{6} \left(\frac{1}{\sqrt{F(L) + 6c - 4/3}} - \frac{1}{\sqrt{F(L)}} \right), \quad (18)$$

which is always negative, since $F(L)$ is always positive and $6c - \frac{4}{3}$ is also always positive for all nuclei considered in Ref. [35]. Therefore the energy difference between the γ_1 band and the ground state band diminishes with growing L .

The same conclusions hold in the special case with $\beta_0 = 0$, in which the ES-X(5)-D model [36] is obtained.

2.4 The Z(5)-D model

In the Z(5)-D model [34], energies are given by

$$E_{n, n_w, L} = 2n + 1 + \sqrt{\frac{L(L+4) + 3n_w(2L - n_w) + 9}{4}} + \beta_0^4, \quad (19)$$

where $n = 0, 1, 2, \dots$ is the number of oscillator quanta in the β variable, n_w is the wobbling quantum number [37, 38], and β_0 is the position of the minimum of the Davidson potential in the β variable. Bands occurring in this solution, characterized by (n, n_w) , include the ground state band $(0, 0)$ and the quasi- γ_1 -band, with even levels corresponding to $(0, 2)$ and odd levels to $(0, 1)$. One then has

$$E(L_{\gamma_1}^+) - E(L_g^+) = \frac{1}{2} \sqrt{L^2 + 16L - 3 + 4\beta_0^4} - \frac{1}{2} \sqrt{L^2 + 4L + 9 + 4\beta_0^4}. \quad (20)$$

The derivative with respect to L reads

$$\frac{d(E(L_{\gamma_1}^+) - E(L_g^+))}{dL} = \frac{L + 8}{2\sqrt{L^2 + 16 - 3 + 4\beta_0^4}} - \frac{L + 2}{2\sqrt{L^2 + 4L + 9 + 4\beta_0^4}}. \quad (21)$$

The sign of this derivative will be the same as the sign of the quantity

$$\begin{aligned} & \frac{(L + 8)^2}{L^2 + 16L - 3 + 4\beta_0^4} - \frac{(L + 2)^2}{L^2 + 4L + 9 + 4\beta_0^4} = \\ & \frac{12(6L^2 + 29L + 49) + 48\beta_0^4(L + 5)}{(L^2 + 16L - 3 + 4\beta_0^4)(L^2 + 4L + 9 + 4\beta_0^4)}, \end{aligned} \quad (22)$$

which is always positive. Thus the energy difference between the γ_1 band and the ground state band increases with growing L .

2.5 Comments

On the models considered above, the following observations can be made.

- 1)The “distance” between the γ_1 band and the ground state band (gsb) is increasing as a function of the angular momentum L in all models describing vibrational, γ -unstable, and/or triaxial nuclei. In these cases the moment of inertia of the quasi- γ band is lower than the moment of inertia of the gsb.
- 2)The “distance” between the γ_1 band and the gsb remains constant only in the pure vibrational case described by the 5D harmonic oscillator.
- 3)The “distance” between the γ_1 band and the gsb is decreasing as a function of the angular momentum L only in the framework of the exactly separable Davidson (ESD) model. In this case the potential is of the form $u(\beta) + v(\gamma)/\beta^2$, allowing for the exact separation of the β and γ variables, while the γ potential is a steep harmonic oscillator centered at $\gamma = 0$.
- 4) The “distance” between the 2^+ states of the γ_1 band and the gsb can be determined in the following cases. a) An O(5) subalgebra exists, imposing special degeneracies among the levels of the quasi- γ_1 band and the gsb. This is fulfilled in the case of the U(6) and O(6) dynamical symmetries. b) Triaxiality exists, in which the connection is made through the existence of the wobbling quantum number. c) In the rotational region, i.e. in prolate nuclei with $\gamma \approx 0$, this “distance” can be determined only in the case of exact separation of variables, while in the case of approximate separation of variables, as in the X(5) model [39], the “distance” is a free parameter.

3 Experimental evidence

In Fig. 1 experimental values of $E(L_{\gamma}^+) - E(L_g^+)$ are plotted as a function of the angular momentum L for several series of isotopes. For all isotopes normal-

ization to $E(2_{\gamma}^+) - E(2_g^+)$ has been used. The following observations can be made.

- 1) In most of the deformed nuclei reported in these figures, the “distance” between the gsb and the γ_1 band is decreasing, the actinides been a clear example.
- 2) Several examples of increasing “distance” are seen in the Os-Pt region, in which the O(6) symmetry is known to be present [9].
- 3) Increasing “distance” is also seen in a few nuclei (^{170}Er , ^{192}Os , ^{192}Pt , which are expected to be triaxial, based on the staggering behavior exhibited by their γ_1 bands [24].
- 4) No effort has been made to exclude levels which are obviously due to band-crossing, like the last point shown in ^{188}Pt .

It should be noticed at this point, that the odd-even staggering in γ_1 bands, defined as

$$\Delta E(L) = E(L) - \frac{E(L-1) + E(L+1)}{2}, \quad (23)$$

is also known to exhibit different behavior in various regions [23, 24]. In particular, staggering of small magnitude is seen in most of the deformed nuclei in the rare earths and in the actinides region, while strong staggering is seen in the Xe-Ba-Ce region.

4 Proxy-SU(3) predictions

The present systematics of the energy differences between the gsb and the γ_1 band can be combined with the systematics of odd-even staggering in the γ_1 -bands, which should be calculated and compared to the data. Since the sign in front of the three- or four-body term in the Hamiltonian has to be fixed in order to guarantee that the γ_1 band will lie above the gsb, the sign of the change of the “distance” between the γ_1 band and the gsb, as well as the form of the staggering within the γ_1 bands (minima at even L and maxima at odd L , or vice versa) are also be fixed by this choice, offering consistency checks of the symmetry.

Preliminary proxy-SU(3) predictions for four deformed nuclei, obtained with the Hamiltonian of Eq. (2) with the parameters of Table 1, are shown in Fig. 2 for the “distance” between the γ_1 band and the gsb. In all cases decrease is predicted. Notice that the slope of the theoretical curve is determined by the parameter ratio c/b , while the parameter b can be considered as a scale parameter for the energy differences under consideration. Parameters a and d do not influence these energy differences.

Results for the odd-even staggering within the γ_1 band for the same nuclei are shown in Fig. 3, in which the small energy scale should be noticed. In the results labeled “2-terms”, only the second and the third terms of Eq. (2) are taken into account, in analogy to Fig. 2, while in the results labeled “4-terms” all four terms

of Eq. (2) are considered. It is seen that the two extra terms have little effect on the staggering quantity and certainly do not affect its overall shape, exhibiting minima at even values of L and maxima at odd values of L .

The spectra obtained for two of these nuclei are shown in Table 2. Details of the calculations will be given in a longer publication.

5 Further work

In a series of papers [41, 42], Jolos and von Brentano have shown, based on experimental data, that different mass coefficients should be used in the Bohr Hamiltonian for the ground state band and the γ_1 band. In order to show this, they use Grodzins products [43] of excitation energies and B(E2) transition rates. The relation of the above findings to the work of Jolos and von Brentano should be considered in a next step, in which B(E2) transition rates will be included in the study.

A detailed comparison to the Vector Boson Model (VBM) [44–47] is also called for. The building blocks of the VBM are two sets of bosons of angular momentum one. The ground state band and the γ_1 band in the VBM do appear within the same SU(3) irrep. In the Hamiltonian of the VBM a three-body term similar to the one used in Eq. (1) appears, but in addition a pairing term is included. Very good results have been obtained within the VBM for the spectra of these bands, the odd-even staggering within the γ_1 band, as well as for B(E2) transition rates [48–50]. A comparison between the proxy-SU(3) approach and the VBM might pave the way for the inclusion of the pairing interaction in the proxy-SU(3) Hamiltonian, which should be of utmost importance for extending the ability of the proxy-SU(3) model to describe spectra and B(E2) values outside the deformed region.

Acknowledgements

Financial support by the Bulgarian National Science Fund (BNSF) under Contract No. KP-06-N28/6 is gratefully acknowledged.

Table 1. Parameters (in units of keV) of the Hamiltonian of Eq. (2) for four nuclei. Data were taken from Ref. [40]. L_g (L_γ) denotes the maximum angular momentum for the ground state band (γ -band) included in the fit.

nucleus	10^{-2} a	b	10^{-7} c	10^{-5} d	L_g	L_γ
¹⁶² Er	1443	408	440	1258	20	12
¹⁶⁰ Dy	1025	445	578	412	28	23
¹⁶⁶ Yb	540	483	2992	533	24	13
¹⁷⁸ Hf	1225	588	748	890	20	15

Proxy-SU(3) symmetry: nuclear spectra

Table 2. Spectra of ^{162}Er and ^{178}Hf in keV, taken from Ref. [40], fitted by the Hamiltonian of Eq. (2). The parameter values used are given in Table 1. The rms deviations in keV are 34 and 58 respectively.

L	^{162}Er	^{162}Er	^{178}Hf	^{178}Hf	L	^{162}Er	^{162}Er	^{178}Hf	^{178}Hf
	exp	th	exp	th		exp	th	exp	th
2	102	93	93	85	2	901	895	1175	1198
4	330	309	307	291	3	1002	987	1269	1282
6	667	640	632	615	4	1128	1107	1384	1372
8	1097	1073	1059	1044	5	1286	1259	1533	1529
10	1603	1588	1570	1566	6	1460	1428	1691	1651
12	2165	2162	2150	2161	7	1669	1638	1890	1876
14	2746	2766	2777	2809	8	1873	1846	2082	2038
16	3292	3364	3435	3484	9	2134	2107	2316	2295
18	3847	3920	4119	4157	10	2347	2344	2538	2519
20	4463	4388	4837	4795	11	2656	2647	2798	2782
22		4719		5361	12	2911	2901	3053	3073
24		4859		5814	13		3224	3336	3316
26					14		3488	3625	3680
28					15		3810	3928	3874

References

- [1] D. Bonatsos, I.E. Assimakis, N. Minkov, A. Martinou, R.B. Cakirli, R.F. Casten, and K. Blaum, *Phys. Rev. C* **95** (2017) 064325.
- [2] D. Bonatsos, I.E. Assimakis, N. Minkov, A. Martinou, S. Sarantopoulou, R.B. Cakirli, R.F. Casten, and K. Blaum, *Phys. Rev. C* **95** (2017) 064326.
- [3] I.E. Assimakis, D. Bonatsos, N. Minkov, A. Martinou, R.B. Cakirli, R.F. Casten, and K. Blaum, *Bulg. J. Phys.* **44** (2017) 398-406.
- [4] D. Bonatsos, I.E. Assimakis, N. Minkov, A. Martinou, S.K. Peroulis, S. Sarantopoulou, R.B. Cakirli, R.F. Casten, and K. Blaum, *Bulg. J. Phys.* **44** (2017) 385-397.
- [5] A. Martinou, D. Bonatsos, I.E. Assimakis, N. Minkov, S. Sarantopoulou, R.B. Cakirli, R.F. Casten, and K. Blaum, *Bulg. J. Phys.* **44** (2017) 407-416.
- [6] S. Sarantopoulou, D. Bonatsos, I.E. Assimakis, N. Minkov, A. Martinou, R.B. Cakirli, R.F. Casten, and K. Blaum, *Bulg. J. Phys.* **44** (2017) 417-426.
- [7] J. P. Elliott, *Proc. Roy. Soc. Ser. A* **245**, 128(1958).
- [8] J. P. Elliott, *Proc. Roy. Soc. Ser. A* **245**, 562 (1958).
- [9] F. Iachello and A. Arima, *The Interacting Boson Model* (Cambridge University Press, Cambridge, 1987).
- [10] P. Van Isacker and J.-Q. Chen, *Phys. Rev. C* **24**, 684 (1981).
- [11] K. Heyde, P. Van Isacker, M. Waroquier, and J. Moreau, *Phys. Rev. C* **29**, 1420 (1984).
- [12] J.W.B. Hughes, *J. Phys. A: Math., Nucl. Gen.* **6** (1973) 48.

D. Bonatsos, I.E. Assimakis, A. Martinou, S. K. Peroulis, S. Sarantopoulou, et al.

- [13] J.W.B. Hughes, *J. Phys. A: Math., Nucl. Gen.* **6** (1973) 281.
- [14] B.R. Judd, W. Miller, Jr., J. Patera, and P. Winternitz, *J. Math. Phys.* **15** (1974) 1787.
- [15] H. De Meyer, G. Vanden Berghe, and J. Van der Jeugt, *J. Math. Phys.* **26** (1985) 3109.
- [16] G. Vanden Berghe, H.E. De Meyer, and P. Van Isacker, *Phys. Rev. C* **32** (1985) 1049.
- [17] J. Vanthournout, *Phys. Rev. C* **41** (1990) 2380.
- [18] D. Bonatsos, *Phys. Lett. B* **200** (1988) 1.
- [19] R. D. Ratna Raju, J. P. Draayer, and K. T. Hecht, *Nucl. Phys. A* **202**, 433 (1973).
- [20] J. P. Draayer, K. J. Weeks, and K. T. Hecht, *Nucl. Phys. A* **381**, 1 (1982).
- [21] J. P. Draayer and K. J. Weeks, *Ann. Phys. (N.Y.)* **156**, 41 (1984).
- [22] H.A. Naqvi and J.P. Draayer, *Nucl. Phys. A* **516** (1990) 351.
- [23] N.V. Zamfir, and R.F. Casten, *Phys. Lett. B* **260** (1991) 265.
- [24] E.A. McCutchan, D. Bonatsos, N.V. Zamfir, and R.F. Casten, *Phys. Rev. C* **76** (2007) 024306.
- [25] P. M. Davidson, *Proc. R. Soc. London, Ser. A* **135** (1932) 459.
- [26] D. Bonatsos, D. Lenis, N. Minkov, P. P. Raychev, and P. A. Terziev, *Phys. Rev. C* **69** (2004) 044316.
- [27] E. Chacón, M. Moshinsky, and R.T. Sharp, *J. Math. Phys.* **17** (1976) 668.
- [28] E. Chacón and M. Moshinsky, *J. Math. Phys.* **18** (1977) 870.
- [29] O. Castaños, E. Chacón, A. Frank, and M. Moshinsky, *J. Math. Phys.* **20** (1979) 35.
- [30] G. Rakavy, *Nucl. Phys.* **4** (1957) 289.
- [31] D.R. Bès, *Nucl. Phys.* **10** (1959) 373.
- [32] A.S. Davydov and G.F. Filippov, *Nucl. Phys.* **8** (1958) 237.
- [33] A.S. Davydov and V.S. Rostovsky, *Nucl. Phys.* **12** (1959) 58.
- [34] I. Yigitoglu and D. Bonatsos, *Phys. Rev. C* **83** (2011) 014303.
- [35] D. Bonatsos, E.A. McCutchan, N. Minkov, R.F. Casten, P. Yotov, D. Lenis, D. Petrellis, and I. Yigitoglu, *Phys. Rev. C* **76** (2007) 064312.
- [36] D. Bonatsos, D. Lenis, E.A. McCutchan, D. Petrellis, and I. Yigitoglu, *Phys. Lett. B* **649** (2007) 394.
- [37] J. Meyer-ter-Vehn, *Nucl. Phys. A* **249** (1975) 111.
- [38] A. Bohr and B. R. Mottelson, *Nuclear Structure Vol. II: Nuclear Deformations* (Benjamin, New York, 1975).
- [39] F. Iachello, *Phys. Rev. Lett.* **87** (2001) 052502.
- [40] Brookhaven National Laboratory ENSDF database <http://www.nndc.bnl.gov/ensdf/>
- [41] R. V. Jolos and P. von Brentano, *Phys. Rev. C* **74** (2006) 064307.
- [42] R. V. Jolos and P. von Brentano, *Phys. Rev. C* **76** (2007) 024309.
- [43] L. Grodzins, *Phys. Lett.* **2** (1962) 88.
- [44] P. P. Raychev, *Compt. Rendus Acad. Bulg. Sci.* **25** (1972) 1503.
- [45] P. P. Raychev and R. P. Roussev, *Sov. J. Nucl. Phys.* **27** (1978) 1501.
- [46] S. Alisauskas, P. P. Raychev and R. P. Roussev, *J. Phys. G* **7** (1981) 1213.
- [47] P. P. Raychev and R. P. Roussev, *J. Phys. G* **7** (1981) 1227.
- [48] N. Minkov, S. B. Drenska, P. P. Raychev, R. P. Roussev, and D. Bonatsos, *Phys. Rev. C* **55** (1997) 2345.

Proxy-SU(3) symmetry: nuclear spectra

- [49] N. Minkov, S. B. Drenska, P. P. Raychev, R. P. Roussev, and D. Bonatsos, *Phys. Rev. C* **60** (1999) 034305.
- [50] N. Minkov, S. B. Drenska, P. P. Raychev, R. P. Roussev, and D. Bonatsos, *Phys. Rev. C* **61** (2000) 064301.

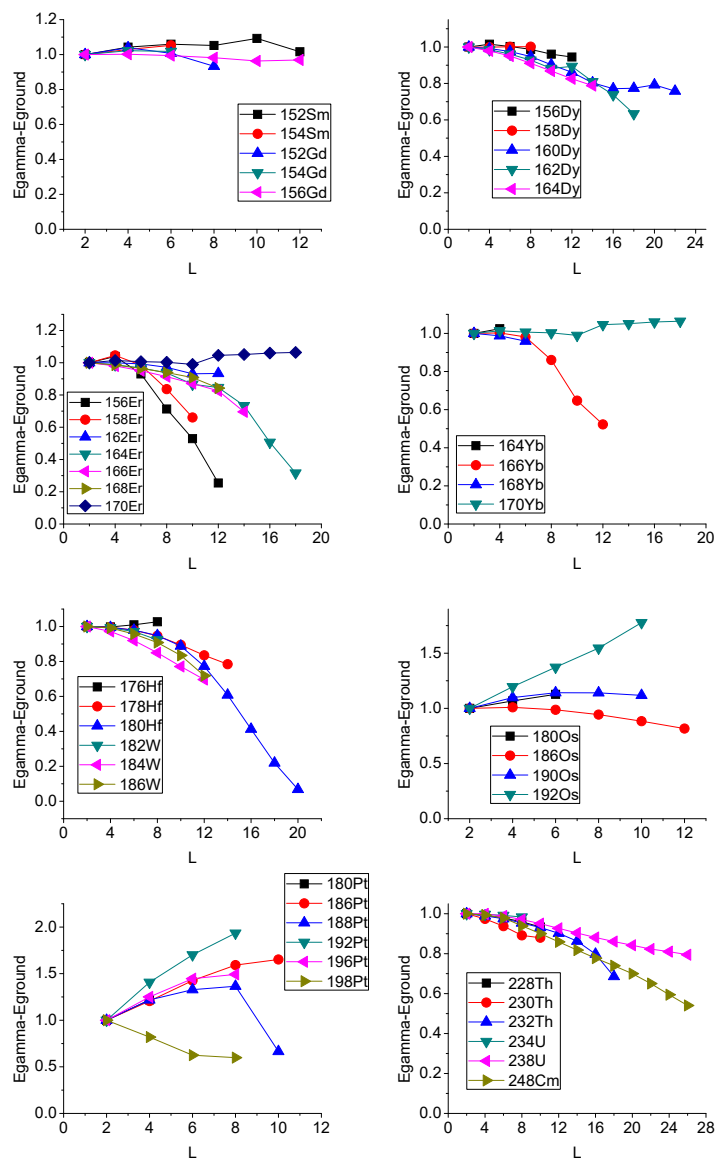


Figure 1. Experimental values of $E(L_\gamma) - E(L_g)$, taken from Ref. [40], plotted as function of the angular momentum L for several series of isotopes. For all isotopes, normalization to $E(2_\gamma) - E(2_g)$ has been used.

Proxy-SU(3) symmetry: nuclear spectra

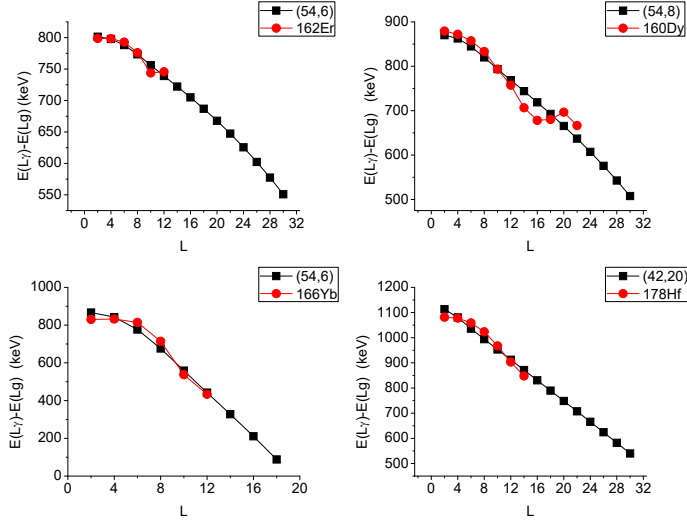


Figure 2. Experimental values of $E(L_\gamma) - E(L_g)$ [40] compared to proxy-SU(3) predictions from the Hamiltonian of Eq. (2) for four nuclei.

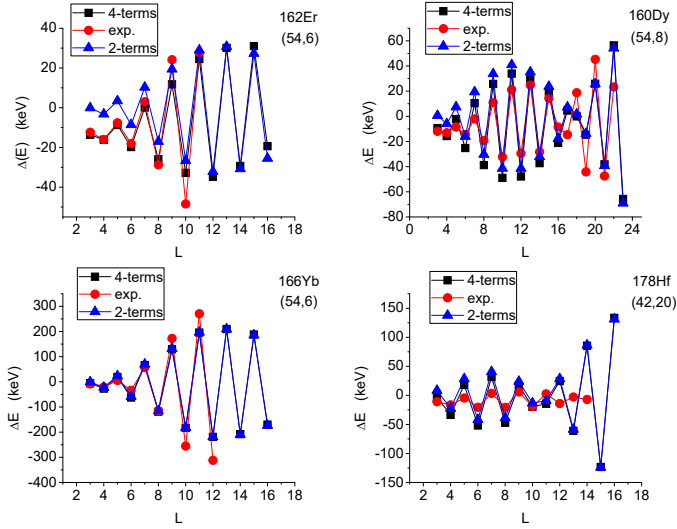


Figure 3. Experimental values of odd-even staggering in the γ_1 bands, calculated from Eq. (23) using data from [40], compared to proxy-SU(3) predictions from the Hamiltonian of Eq. (2) for four nuclei.