

Oracular information and the second law of thermodynamics

Andrew J. P. Garner

*Institute for Quantum Optics and Quantum Information,
Austrian Academy of Sciences, Boltzmannngasse 3, A-1090 Vienna, Austria*

(Dated: June 30, 2022)

Patterns and processes – spatial and temporal correlations – are subject to thermodynamic laws, functioning as sources of work known as *information reservoirs*. Devices that generate or consume a pattern one piece at a time require internal memory to accurately enact this transformation, and this memory is also subject to thermodynamic laws. *Oracular information* is correlation between such memory and upcoming portions of a process that is not explained by the process’s history. Here, I provide an explicit construction for a finite-extent generator of any stationary pattern with arbitrarily low thermal dissipation, at the cost of increasing the oracular information in the generator’s memory. I then conversely show that if oracular information could be incorporated within any device that anticipates and consumes a pattern to release work, this would be inconsistent with the second law of thermodynamics. This suggests that oracular information is only physical when used by machines that are the *cause* of patterns.

Introduction. Modern thermodynamics addresses the physical consequences of manipulating information. Recent attention has been paid to *information reservoirs* [1–8] – treating ordered structure (i.e. patterns), as a source of available free energy. A source of “purity” allows the completion of tasks that otherwise require an investment of work (such as resetting a random bit). To ensure correct thermodynamic accountancy and not allow cycles that violate the second law, the thermal consequences of consuming and producing patterns must be formalized.

Two broad approaches can be taken. The first is “from the ground up”, where one explicitly constructs a device and calculates its particular behaviour (e.g. the work and heat exchanges in information ratchets [2, 6]). This has the advantage of relating informational behaviour to other physical phenomena. The second “top down” approach is to determine from general principles (such as adherence to the second law of thermodynamics) universal bounds for *any* device that implements a particular *operational behaviour* defined in terms of its inputs and outputs [5, 8]. This has the advantage of making statements that hold generally true – even if new physical mechanisms are discovered at a later date. Here, I take the second approach.

If an entire pattern can be changed at once, the thermodynamic treatment of its manipulation is almost trivial: application of Landauer’s principle [9, 10] to the entire pattern shows that the most efficient (average) work cost is proportional to the change in entropy between the input and output patterns. Taking in an disordered sequence and making it more ordered costs work, and vice-versa releases it. However, if only a finite portion of the pattern can be accessed at once (as required by physical machines acting on potentially infinite patterns), the treatment becomes significantly more complex. To correctly function, any physical pattern manipulator must maintain memory related to the affected patterns, which is similarly subject to ther-

modynamic laws. This can result in additional heat dissipation [1, 5, 8].

The tools to treat such memory are provided by a branch of complexity science known as *computational mechanics* [11–16]. Here, the majority of literature focuses on memory whose state can be entirely determined from the pattern’s history. Conversely, recent attention has also been paid to *oracular information* [17, 18] – knowledge stored in memory about a pattern’s future that cannot be inferred from the pattern’s history.

In this article, I probe the thermodynamic consequence of using oracular information. I present a construction for *delay-buffer* memory that creates any given pattern with arbitrarily low dissipation, at the cost of holding more oracular information. By considering this in a cycle with a potentially oracular consumer of that pattern, I demonstrate that this results in a violation of the second law. This suggests that oracular information is only thermodynamically consistent when used by machines that are the *cause* of the pattern.

Patterns and transducers. Let X_t be a random variable over an alphabet \mathcal{X} and define a *pattern* as a bi-infinite series of such random variables $\vec{X} := \dots X_{t-1} X_t X_{t+1} \dots$. Suppose there is an array of physical objects indexed by $t \in \mathbb{Z}$, each with a set of configurations that can be associated with the symbols in \mathcal{X} . If for each object t the choice of this configuration is modelled by X_t , then this array *physically realizes* the pattern \vec{X} . For example, for binary $\mathcal{X} = \{0, 1\}$, X^t could be realized by the (anti-)alignment of the t^{th} spin- $\frac{1}{2}$ system in an Ising chain with an external magnetic field [19]. A pattern can similarly be realized by a *process*, where each X_t represents the configuration of the *same* object, but at different (discrete) times t . One could imagine a tape travelling through a machine, and let X_t be the state under the tape-head at time t .

A *word* of k consecutive steps of the pattern from $t = 1$ to $t = k$ inclusive is abbreviated as $X_{1:k} := X_1 \dots X_k$. There is a natural division of the bi-infinite process into

arXiv:1912.03217v1 [cond-mat.stat-mech] 6 Dec 2019

two semi-infinite strings, labelled as the *past* $\vec{X}_t := \dots X_{t-1} X_t$, and the *future* $\vec{X}_t := X_{t+1} X_{t+2} \dots$. From the perspective of an observer at time t , \vec{X}_t represents the statistics of (many copies of) the process up to time t (inclusive), whereas \vec{X}_t represents expected upcoming behaviour.

Here, I will consider discrete-time processes with discrete finite alphabets that are *stationary* such that $P(\vec{X}_k = \vec{x} | \vec{X}_k = \vec{x}) = P(\vec{X}_0 = \vec{x} | \vec{X}_0 = \vec{x})$ for all $k \in \mathbb{Z}$, and variates \vec{x}, \vec{x} . Thus I omit the index from \vec{X} , and take the “current” time to be $t = 0$ without loss of generality.

Suppose there is a system encoded according to pattern \vec{X} , and one wishes to re-encode it according to pattern \vec{Y} . A *pattern manipulator* is a physical device that enacts that change. Most generally, transformations between patterns can be described as (infinite) channels [16], where each variate input $\vec{x} \in \mathcal{X}$ is assigned some stochastic process \vec{Y} . Although there are many conceivable methods by which such a change can be effected, here I am concerned with *finite extent* manipulators. These have a limit on the number of steps of the pattern that they can read or write at any given time. Moreover, I shall consider manipulators that act on the elements of the pattern in a pre-determined fixed order, denoted by increasing index t (cf. a universal Turing machine, whose head can move forwards and backwards).

Manipulators satisfying these criteria are known as *transducers* [16], and in general can utilize an internal memory (denoted by random variable R) to store information about parts of the input and output patterns that are outside the machine’s current extent (such as a synopsis of previous inputs or outputs). The study of transducers for general pattern manipulations is still in its infancy, so here I focus on a couple of special cases (appearing in [5], and formalized as transducers in [8]):

Definition 1 (Pattern generation.). A **generator** takes a system configured in some arbitrary uncorrelated state X_{dft} and reconfigures it according to the pattern \vec{Y} .

Definition 2 (Pattern consumption¹). A **consumer** takes a system configured according to some pattern \vec{X}' , and resets it back to some arbitrary state Y'_{dft} .

If one sets $\vec{Y} = \vec{X}'$ and $X_{\text{dft}} = Y'_{\text{dft}}$ and chooses transducers with the same extent k , the overall action of generation is the time-reverse of consumption *on the pattern*. However, if these transducers are equipped with non-trivial memory, the *whole* process is not a time-reversal: time-reversed generation starts in memory state R_k and finishes in memory state R_0 , whereas consumption start in memory state R_0 and finishes

in R_k ; this reflects the fact that the order in which each word is processed is the same for both devices. Garner *et al.* [5] showed that this asymmetry has a significant thermodynamic consequence for manipulators with *unifilar* memory (defined in sequel): generating a pattern has unavoidable dissipative work cost, whereas consuming a pattern does not.

Information anatomy of a transducer. With respect to a single pattern \vec{Z} , the information in memory R can be divided into four **pattern–memory** classes [14, 20]:-

- **Predictive information:** $E_R := I(\vec{Z}; \vec{Z}; R)$; information from the past of the pattern, stored in the memory and useful for predicting the future of the pattern.
- **Cryptic information:** $\chi_R := I(\vec{Z}; R | \vec{Z})$; information from the past of the pattern, stored in the memory, but never manifest in the future.
- **Oracular information:** $\zeta_R := I(\vec{Z}; R | \vec{Z})$; information about the future of the pattern stored in the memory, but not visible from the past outputs.
- **Gauge information:** $\varphi_R := H(R | \vec{Z}, \vec{Z})$; information in the memory that has nothing to do with the pattern.

For memory that is *predictive* with respect to a pattern, $E_R = I(\vec{Z}; \vec{Z}; R) = I(\vec{Z}; \vec{Z}) = E$, the so-called *excess entropy* of the pattern (cf. *information bottlenecks* [3, 21, 22]), and hence is non-negative. χ_R , ζ_R and φ_R are always non-negative, and hence these categories are mutually exclusive: $H(R) = E_R + \chi_R + \eta_R + \varphi_R$.

Traditional computational mechanics considers *unifilar, predictive memory*² where $\zeta_R = \varphi_R = 0$, indicating that $H(R_k | R_0 Z_{1:k}) = 0$. In this regime, each pattern \vec{Z} has a unique memory that minimizes $H(R)$, corresponding storing the pattern’s *causal states*, denoted by random variable S . This minimum can be systematically and uniquely found for any pattern [11, 12], and hence S is a property of the pattern, rather than of any particular manipulator.

For a generic transducer, this pattern–memory classification applies to both input \vec{X} and output \vec{Y} , leading to 16 such categories. For the generator and consumer, simpler analysis is possible by taking memory that is gauge with respect to the “default” uncorrelated pattern.

Meanwhile, when the memory updates from time 0 to $k \in \mathbb{Z}^+$, there is another implied Venn diagram of four mutually–exclusive *memory–update classes* corresponding to whether information was present at time

¹ In Garner *et al.* [5], pattern consumers were referred to as pattern *extractors*. However, “consumer” better reflects the action of the transducer on the pattern – as opposed its thermodynamic consequence suggested by “extraction”.

² Take care: some literature uses the expression “predictive model” to additionally imply unifilarity. Here I use “predictive” *only* in the broader sense above that $H(Z_{1:L} | R_0 \vec{X}) = H(Z_{1:L} | R_0)$ for all $L \in \mathbb{Z}^+$, and hence $I(\vec{Z}; \vec{Z}; R) = I(\vec{Z}; \vec{Z})$.

k only (*learned*), time 0 only (*discarded*), both times (*persistent*), or neither time (*unknown*).

When we consider continually operating manipulators of stationary patterns, it follows that the overall learned information must equal the discarded information. Moreover, this classification can be intersected with the pattern–memory classification (see fig. 1, and appendix A). Through arguments of stationarity, the amount of information per class must also be preserved on a class-by-class basis. One must take care: the same information can fall into different pattern–memory classes when viewed from different points in time (e.g. oracular information about $Z_{0:k}$ at time 0 will become cryptic (or predictive) information at time k , since it now refers to the past).

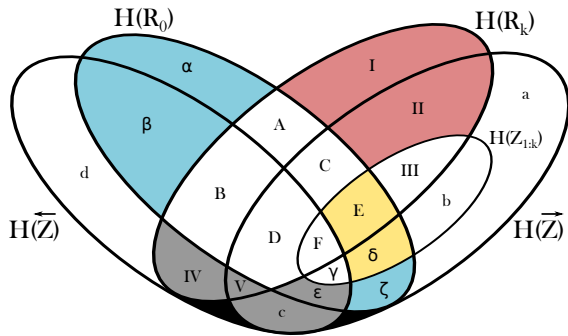


FIG. 1: Information diagram for R_0 , R_k , \vec{Z} , \vec{Z} and $Z_{1:k}$. For predictive memory, gray regions are strictly 0. The red region is $H(R_k | Z_{1:k} R_0)$. The blue region is $H(R_0 | Z_{1:k} R_k)$. The yellow region is $\zeta_R(k) = I(Z_{1:k}; R_0 | \vec{Z})$. A full description is in appendix A.

Thermodynamics of generators. Consider a generator of \vec{Y} , which at time $t = 0$ acts on words of length k to take them from states $X_{\text{dft}}^{\otimes k}$ to $Y_{1:k}$, and updates its memory from R_0 to R_k . The total change in entropy of the tape and the memory is:

$$\Delta H = H(R_k Y_{1:k}) - H(R_0 X_{\text{dft}}^{\otimes k}). \quad (1)$$

Using Landauer’s principle [9] for the minimum work $W_g = -k_B T \Delta H$, and rearranging eq. (1) according to Lemma 2 in appendix B:

$$\beta W_g = k [H(X_{\text{dft}}) - h] + H(R_0 | Y_{1:k} R_k) - H(R_k | Y_{1:k} R_0) + \zeta_R(k). \quad (2)$$

where $h := H(Y_1 | S_0)$ is the entropy rate of the pattern \vec{Y} , and $\zeta_R(k) := I(Y_{1:k}; R_0 | \vec{Y})$ is the oracular information R_0 contains about the next word of length k .

The first term is independent of the memory used, and corresponds to the change in the tape’s entropy rate. Thus, one can define ΔF and W_{diss}^k :

$$\beta \Delta F := k [H(X_{\text{dft}}) - h], \quad (3)$$

$$\beta W_{\text{diss}}^k := H(R_0 | Y_{1:k} R_k) - H(R_k | Y_{1:k} R_0) + \zeta_R(k), \quad (4)$$

such that $W_g = \Delta F + W_{\text{diss}}^k$.

This expression has the form of Eq. 1 in Garner *et al.* [5], but with an added dissipative cost of oracular information. However, despite $\zeta_R(k) \geq 0$, the admission of oracular memory allows the difference between the two other terms in eq. (4) to be negative, which is not possible for unifilar memory. Thus, generally, allowing oracular memory can reduce the minimum work cost.

This bound is a theoretical minimum on the dissipation, that will not be broken by *any* physical mechanism utilizing this memory, so long as the second law and Landauer’s principle both hold true. One such implementation of generation of generic patterns is given in the trajectory formalism [23–25] in Garner *et al.* [5], whereas Boyd *et al.* [8] details an alternative implementation via a fluctuation-theorem inspired [26] information ratchet approach [2, 6]). Both methods agree with this bound.

Indeed, by considering the different pattern-classes of information within the memory, and equating them under the assumption of stationarity (appendix A 2) it can be further shown (Lemma 3 in appendix B) that the minimum dissipative cost of generation is bounded only by the *discarded cryptic information*:

$$W_{\text{diss}}^k = k_B T I(\vec{Y}; R_0 | \vec{Y} R_k), \quad (5)$$

agreeing with the finding of Boyd *et al.* [8].

An immediate corollary is that since $I(\vec{Y}; R_0 | \vec{Y} R_k)$ is a bi-partite conditional mutual information, it is non-negative, and hence $W_{\text{diss}}^k \geq 0$.

The dissipation-free delay-buffer generator. For any pattern with a finite number of causal states, it is possible to systematically construct an intrinsically oracular generator that dissipates arbitrary little work. Let the alphabet of a pattern \vec{Y} be \mathcal{Y} , and of its causal states be \mathcal{S} . The K -step delay-buffer generator has memory \mathcal{R} with a heterogeneous variegated structure $\mathcal{R} := \mathcal{Y}^{\otimes K} \otimes \mathcal{S}$ for $K \in \mathbb{Z}^+$, such that at time t , the state of the memory is explicitly given by:

$$R_t := Y_{t+1} \dots Y_{t+K} S_{t+K}. \quad (6)$$

That is, the memory R_0 is composed of a causal state S_K augmented by a “buffer” of K steps of the pattern $Y_{1:K}$ that immediately precede S_K .

A delay-buffer generator can use the causal state information within its memory to generate the pattern K steps ahead of time (e.g. by way of a systematically-constructible ϵ -machine [11]). However, instead of copying the pattern directly onto the tape as output, the pattern is first stored within an internal *delay buffer* ($\mathcal{X}^{\otimes K}$). The net effect is that the visible output sequence is K steps behind the causal state inside the memory. This buffer can then be used to aid in updating this causal state at reduced work cost. It can be seen that such memory is intrinsically oracular since $H(X_{1:K} | R_0) = 0$, even when $H(X_{1:k} | S_0) > 0$. A constructive implementation of this memory is provided in appendix C 2.

The full dissipation of such memory is calculated in appendix C 1. We make a few remarks here: First, if the delay K is greater than the so-called *cryptic order* [15] of the pattern, then the theoretical minimum dissipation *is zero*. A computational–mechanics intuition is that the delayed pattern contains sufficient information when supplemented with the causal state to make the machine *retrodictive* and hence avoid the “modularity” penalty [8]. Even if the pattern has infinite cryptic order (and by implication, infinite Markov order), it is guaranteed to be *asymptotically synchronizable* [27, 28] such that any uncertainty in the causal state can be made arbitrarily small by observing a long enough string. It can hence be shown (appendix C 3) that by choosing a sufficiently long (but finite) delay K , the minimum dissipation can be arbitrarily reduced. As we shall presently see, this has consequence for the meaning of oracular information when one considers *consumers*.

Consumers, closed cycles and the second law.

The consumer takes the tape from states $X_{1:k}$ to $Y_{\text{dfft}}^{\otimes k}$ and updates its memory from R_0 to R_k , effecting the total change in entropy:

$$\Delta H = H(R_k Y_{\text{dfft}}^{\otimes k}) - H(R_0 X_{1:k}). \quad (7)$$

The first term expands to $H(R_k Y_{\text{dfft}}^{\otimes k}) = H(R_0) + kH(X_{\text{dfft}})$ since all systems involved are independent and by stationarity $H(R_k) = H(R_0)$. The last term expands as $H(R_0) + H(X_{1:k} | R_0)$. When the consumer is perfectly predictive (such that $H(X_{1:k} | \tilde{X}R_0) = H(X_{1:k} | R_0)$), but possibly has oracular information, this further expands to $H(R_0 X_{1:k}) = H(R_0) + kh - \zeta_R(k)$. The total change in entropy is hence

$$\Delta H = k[H(X_{\text{dfft}}) - h] + \zeta_R(k) = -\beta\Delta F + \zeta_R(k). \quad (8)$$

The $\zeta_R(k) = 0$ case matches that in [5] – but unlike the generator, this term is the *only* difference. Since $\zeta_R(k)$ is non-negative, any oracular information would seemingly allow for more work to be extracted from the tape than the change in the tape’s entropy rate. We can formalize this suspicious behaviour into a violation of the second law of thermodynamics:-

Theorem. *Admitting of oracular information in a consumer of any pattern allows the second law of thermodynamics to be violated.*

Proof. Consider a closed cycle of a generator and consumer with choices of memory R_G and R_C respectively; both connected to a heat bath at temperature T (fig. 2). Suppose the consumer has oracular information about the upcoming pattern, such that $\zeta_{R_C}(k) > 0$ strictly.

We first consider the case of patterns with a finite cryptic order. Here, the delay-buffer generator produce k steps of the pattern at cost of $k_B T k [H(X_{\text{dfft}}) - h]$ (Lemma 5 in appendix C 1). The amount of work extracted by the consumer is $k_B T (k [H(X_{\text{dfft}}) - h] + \zeta_{R_C}(k))$, and so the total work exchange over the entire cycle is $\Delta W = -\zeta_{R_C}(k) < 0$,

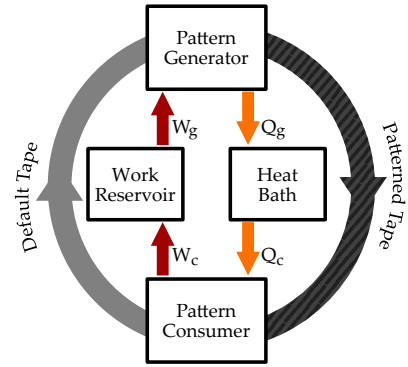


FIG. 2: Closed cycle of pattern generation and consumption A pattern generated by one manipulator can be consumed by another. By the first law, $W_g = Q_g$ and $W_c = Q_c$. The second law states that $W_g - W_c \geq 0$, or else the sole effect of the cycle is to convert heat to work.

resulting in net work extraction. Since this is a closed cycle and there is only one heat bath, this is a violation of the Kelvin-Planck statement of the second law.

For patterns with infinite cryptic order, for any amount of oracular information $\epsilon = \zeta_{R_C}(k)$ in the extractor, one can choose a long enough delay such that generator’s dissipation is less than ϵ (Lemma 7 in appendix C 3), again violating the second law in a closed cycle. \square

Discussion and outlook. Through thermodynamic considerations, some light is shed upon on the nature of *oracular information*: here, it is only consistent with thermodynamics when it is the *cause* of the pattern’s future in the generator. On the other hand, in a consumer it will always amount to unaccounted-for *side-band information*, resulting in a violation of the second law. This further physically motivates the study of unfilar predictive models in the particular case where the model responds to (as opposed to generates) the pattern.

Conversely, the explicit construction of the delay–buffer generator also shows us that there is nothing intrinsically mysterious about oracular information, or so-called “retrodictive” generators. Here, I presented an oracular generator with restricted extent that *still* operates with perfect efficiency. This informs us to be careful in how we frame the link between modularity and dissipation [8]: the delay buffer generator can, with finite memory, still produce one step of the pattern at a time (i.e. has finite extent) and *still* not dissipate any excess work. Indeed, the claim that it is thermodynamically optimal to produce as much as the pattern simultaneously in a single step (Theorem 9 in Garner *et al.* [5]) applies strictly to non-oracular memory: admitting oracular information has a thermodynamic consequence similar to allowing for manipulation over a greater extent.

A natural extension of this result is to ask whether

holding oracular information about inputs should be forbidden in *any* transducer's memory. Answering this is not straightforward: consider two transducers A and B connected in a "feedback" arrangement where the output of each is returned as the input to the other. Suppose B is guaranteed to act as the identity channel. In this configuration a perfectly physical transducer A could technically hold oracular information about its future inputs by virtue of holding oracular information about its future outputs (which will subsequently become its inputs) [29]. Although A is still the *cause* of this oracular information, it still has the potential through the wiring of the two transducers to end up as a future input. Thus, addressing such questions (or even asking them with sensibly-defined quantities), may require the establishment of a framework carefully bridging work on causality (e.g. [30]) with computational mechanics.

Acknowledgments I am thankful for discussions with Felix Binder, Alec Boyd, Thomas Elliott, Mile Gu, Jayne Thompson, and Paul Riechers. This project was made possible through the support of a grant from the John Templeton Foundation. The opinions expressed in this publication are those of the author and do not necessarily reflect the views of the John Templeton Foundation. This research was also supported through the grant FQXi-RFP-1815 "Where agents and algorithms meet..." from the Foundational Questions Institute (FQXi), as well as the FQXi grant "Are quantum agents more energetically efficient at making predictions?"

REFERENCES

- [1] K. Wiesner, M. Gu, E. Rieper, and V. Vedral, "Information-theoretic lower bound on energy cost of stochastic computation," *Proceedings of the Royal Society A: Mathematical, Physical and Engineering Sciences* **468**, 4058–4066 (2012).
- [2] D. Mandal and C. Jarzynski, "Work and information processing in a solvable model of Maxwell's demon." *Proceedings of the National Academy of Sciences of the United States of America* **109**, 11641–5 (2012).
- [3] S. Still, D. A. Sivak, A. J. Bell, and G. E. Crooks, "Thermodynamics of Prediction," *Physical Review Letters* **109**, 120604 (2012).
- [4] S. Deffner and C. Jarzynski, "Information Processing and the Second Law of Thermodynamics: An Inclusive, Hamiltonian Approach," *Physical Review X* **3**, 041003 (2013).
- [5] A. J. P. Garner, J. Thompson, V. Vedral, and M. Gu, "Thermodynamics of complexity and pattern manipulation," *Physical Review E* **95**, 042140 (2017).
- [6] A. B. Boyd, D. Mandal, and J. P. Crutchfield, "Identifying functional thermodynamics in autonomous Maxwellian ratchets," *New Journal of Physics* **18**, 023049 (2016).
- [7] A. B. Boyd, D. Mandal, and J. P. Crutchfield, "Correlation-powered information engines and the thermodynamics of self-correction," *Physical Review E* **95**, 012152 (2017).
- [8] A. B. Boyd, D. Mandal, and J. P. Crutchfield, "Thermodynamics of Modularity: Structural Costs Beyond the Landauer Bound," *Physical Review X* **8**, 031036 (2018).
- [9] R. Landauer, "Irreversibility and Heat Generation in the Computer Process," *IBM Journal of Research and Development* **5**, 183–191 (1961).
- [10] C. H. Bennett, "The thermodynamics of computation: a review," *International Journal of Theoretical Physics* **21**, 905–940 (1982).
- [11] J. P. Crutchfield and K. Young, "Inferring statistical complexity," *Physical Review Letters* **63**, 105–108 (1989).
- [12] C. R. Shalizi and J. P. Crutchfield, "Computational mechanics: Pattern and prediction, structure and simplicity," *Journal of Statistical Physics* **104**, 817–879 (2001).
- [13] J. P. Crutchfield, C. J. Ellison, and J. R. Mahoney, "Time's barbed arrow: Irreversibility, Crypticity, and stored information," *Physical Review Letters* **103**, 094101 (2009).
- [14] C. J. Ellison, J. R. Mahoney, R. G. James, J. P. Crutchfield, and J. Reichardt, "Information symmetries in irreversible processes," *Chaos: An Interdisciplinary Journal of Nonlinear Science* **21**, 037107 (2011).
- [15] J. R. Mahoney, C. J. Ellison, R. G. James, and J. P. Crutchfield, "How hidden are hidden processes? A primer on crypticity and entropy convergence." *Chaos (Woodbury, N.Y.)* **21**, 037112 (2011).
- [16] N. Barnett and J. P. Crutchfield, "Computational Mechanics of InputOutput Processes: Structured Transformations and the ϵ -Transducer," *Journal of Statistical Physics* **161**, 404–451 (2015).
- [17] R. G. James, C. J. Ellison, and J. P. Crutchfield, "Anatomy of a bit: Information in a time series observation," *Chaos: An Interdisciplinary Journal of Nonlinear Science* **21**, 037109 (2011).
- [18] J. B. Ruebeck, R. G. James, J. R. Mahoney, and J. P. Crutchfield, "Prediction and generation of binary Markov processes: Can a finite-state fox catch a Markov mouse?" *Chaos: An Interdisciplinary Journal of Nonlinear Science* **28**, 013109 (2018).
- [19] J. P. Crutchfield and D. P. Feldman, "Statistical complexity of simple one-dimensional spin systems," *Physical Review E* **55**, R1239–R1242 (1997).
- [20] J. P. Crutchfield, C. J. Ellison, R. G. James, and J. R. Mahoney, "Synchronization and control in intrinsic and designed computation: An information-theoretic analysis of competing models of stochastic computation," *Chaos: An Interdisciplinary Journal of Nonlinear Science* **20**, 037105 (2010).
- [21] N. Tishby, F. C. Pereira, and W. Bialek, "The information bottleneck method," in *37th Annual Allerton Conference (Monticello, IL, USA, 1999)* pp. 368–377, arXiv:0004057 [physics].
- [22] S. Still, "Information Bottleneck Approach to Predictive Inference," *Entropy* **16**, 968–989 (2014).
- [23] R. Alicki, "The quantum open system as a model of the heat engine," *Journal of Physics A: Mathematical and General* **12**, L103–L107 (1979).
- [24] R. Alicki, M. Horodecki, P. Horodecki, and R. Horodecki, "Thermodynamics of quantum information systems - Hamiltonian description," *Open Systems and Information Dynamics* **11**, 205–217 (2004).
- [25] J. Åberg, "Truly work-like work extraction via a single-

- shot analysis.” Nature communications **4**, 1925 (2013).
- [26] G. E. Crooks, “Entropy production fluctuation theorem and the nonequilibrium work relation for free energy differences,” Physical Review E **60**, 2721–2726 (1999).
- [27] N. F. Travers and J. P. Crutchfield, “Exact Synchronization for Finite-State Sources,” Journal of Statistical Physics **145**, 1181–1201 (2011).
- [28] N. F. Travers and J. P. Crutchfield, “Asymptotic Synchronization for Finite-State Sources,” Journal of Statistical Physics **145**, 1202–1223 (2011).
- [29] T. J. Elliott, Personal communication (2019).
- [30] J. Pearl, *Causality : models, reasoning, and inference* (Cambridge University Press, 2000).

Appendix A: Information quantities in generation

1. Predictive anatomy

Suppose a generator with memory R updates from R_0 to R_k between times 0 and k respectively, acting on k steps of a pattern $Z_{1:k}$ (e.g. either generating them, or anticipating and consuming them). Let us analyze the five-way relationship between the information variables R_0 , R_k and $Z_{1:k}$, and the rest of the pattern past \vec{Z} and future \vec{Z} (as defined with respect to time 0, such that $Z_{1:k} \subset \vec{Z}$). The relationships are illustrated by the Venn diagram in fig. 1.

For a pattern \vec{X} and memory R , recall the four **pattern–memory** classes:-

1. **Predictive information:** $E_R := I(\vec{Z}; \vec{Z}; R)$; information from the past of the pattern, stored in the memory and useful for predicting the future of the pattern.
2. **Cryptic information:** $\chi_R := I(\vec{Z}; R | \vec{Z})$; information from the past of the pattern, stored in the memory, but never manifest in the future.
3. **Oracular information:** $\zeta_R := I(\vec{Z}; R | \vec{Z})$; information about the future of the pattern stored in the memory, but not visible from the past outputs.
4. **Gauge information:** $\varphi_R := H(R | \vec{Z}, \vec{Z})$; information in the memory that has nothing to do with the pattern.

Memory is said to be **predictive** if $E_R = I(\vec{Z}; \vec{Z}) = E$, the *excess entropy* of the pattern. This makes access to the memory at least as useful as access to the entire history of the pattern for effecting a manipulation.

Intersecting with the pattern–memory classification, there are also the **memory–update** classes:-

1. **Unknown information** that is not involved with the memory at either time, represented by regions labelled by lowercase Roman letters: a , b , c and d ;
2. **Learned information** present at time k but not at time 0, represented by regions labelled by Roman numerals: I , II , III , IV , and V ;

3. **Discarded information** present at time 0 but not at time k , represented by regions labelled by Greek letters: α , β , γ , δ , ϵ , and ζ ;
4. **Persistent information** present at both times 0 and k , represented by regions labelled by uppercase Roman letters: A , B , C , D , E , and F .

First, we list the regions of **unknown information**, not involved with the memory at either time:

- a – the *unknowable future* – the randomness in the pattern that cannot be predicted either from the past, or from the memory at either time step (this region in general will be infinite in magnitude).
- b – the randomness in $Z_{1:k}$ that could not be predicted from the past, and was also not predictable from the memory at time 0, and was also not stored in the new state of the memory at time k .
- c – the information \vec{Z} contains about \vec{Z} that was not stored in the memory at either time 0 or k . By the assumption that the memory is *predictive* and hence exploits everything it can about the past to predict the future, we take this to be zero.
- d – the *forgotten, irrelevant past* – information about \vec{Z} that has no relation to any part of the future, and is not in the memory at either time 0 or k (again, this region will generally be infinite in magnitude).

Additionally, the unlabelled space around the diagram fits trivially into this memory–update class.

Next, we list the **learned information** not present in R_0 , but present in R_k :

- I – new *gauge information*, which does not relate to any part of the pattern, past or future.
- II – new *oracular information*, pertaining to parts of \vec{Z} that is not visible through any part of the pattern up to and including step k .
- III – new information learned about the word of the pattern $Z_{1:k}$ just manipulated. (Some of this may subsequently become cryptic with respect to memory time k , and some becomes predictive – this distinction is not visible in this diagram).
- IV – the information about the past \vec{Z} not manifest in R_0 that suddenly becomes visible in R_k . This can be set to zero by the data-processing inequality.
- V – new information that the past contained about the future. Again, this is zero by assumption that the memory is predictive at time 0.

Now, we enumerate the **discarded information** present in R_0 , but not present in R_k :

- α – discarded *gauge information*, which does not relate to any part of the pattern, past or future.

β – discarded *cryptic information*, not related to any part of the future of the pattern, but that is related to the past.

γ – *used and discarded predictive information*, which was visible from the past, used in the generation of $Z_{1:k}$, but not carried forward in the memory at time k .

δ – *used and discarded oracular information*, which was not visible from the past, but was used in the generation of $Z_{1:k}$ and not carried forward in the memory at time k .

ϵ – *wasted cryptic information*, pertinent to parts of the future from times $k+1$ onwards, but discarded before it has been used to act on these parts of the pattern. By assumption that the memory is predictive at time k , this region is zero.

ζ – *wasted oracular information*, pertinent to parts of the future from times $k+1$ onwards that was stored in R_0 and not otherwise visible from the past – but that was discarded before it could be used (because it has not been transmitted to R_k). Although obviously wasteful, there is no reason to rule this region out *a priori*.

Finally, we list **persistent information** present in the memory at both times 0 and k :

A – *persistent gauge information*, which does not relate to any part of the pattern, past or future. If one views R as a hard disk, and the update mechanism as changing one file on that disk relating to the pattern \vec{Z} ; this region would be all the other unrelated files on that disk.

B – *persistent cryptic information*, related to the past of the pattern, but unrelated to the future.

C – *persistent oracular information*, related to the future of the pattern, but not visible from either the past or the newly output word $Z_{1:k}$.

D – *persistent predictive information*, related to the future of the pattern, and visible from the past, but not related to the most recent word $Z_{1:k}$.

E – *used and stored oracular information*. This is the information that was oracular at time t ; but has since become visible in the most-recently manipulated word $Z_{1:k}$, such that at time k it is no longer oracular. At this point, it will either have become part of the predictive information (if it relates to Z_{k+1} onward), or otherwise become cryptic. This distinction is not shown on the diagram.

F – *used and stored predictive information*. This is information visible from the past, and used in the recently manipulated $Z_{1:k}$. At time k , some of this information will become purely cryptic (i.e.

unrelated to the pattern from $k+1$ onward), whereas some may still be relevant to the future (i.e. remain part of the predictive entropy). This distinction is not shown on the diagram.

2. Conservation of information by class

For stationary processes, the pattern–memory *classes* of information (i.e. predictive, cryptic, oracular, gauge) in the memory should remain constant in time. Thus, using fig. 1 to examine the classes of information in the memory at time 0 and k , we can identify the equalities summarized in the following lemma:

Lemma 1 (Conservation of information by class). *For a stationary process manipulating \vec{Z} using memory R :*

i. from conservation of gauge information:

$$H(R_0 | R_k \vec{Z}) = H(R_k | R_0 \vec{Z}), \quad (\text{A1})$$

ii. from conservation of oracular information:

$$\begin{aligned} I(R_0; R_k; Z_{1:k} | \vec{Z}) + I(R_0; Z_{1:k} | \vec{Z} R_k) \\ + I(R_0; \vec{Z} | \vec{Z} Z_{1:k} R_k) = I(R_k; \vec{Z} | R_0 \vec{Z} Z_{1:k}), \end{aligned} \quad (\text{A2})$$

iii. when R is predictive, from conservation of cryptic information and excess entropy:

$$\begin{aligned} I(\vec{Z}; R_0 | R_k \vec{Z}) + I(\vec{Z}; R_0; Z_{1:k} | R_k) \\ = I(R_0; R_k; Z_{1:k} | \vec{Z}) + I(R_k; Z_{1:k} | R_0 \vec{Z}). \end{aligned} \quad (\text{A3})$$

Proof. To simplify the notation in the proof, we label information quantities by their associated label in the diagram fig. 1 (see also appendix A). **i.** By conservation of gauge information, from the diagram:

$$\alpha + A = I + A. \quad (\text{A4})$$

Eliminating the persistent gauge information A , and translating the diagram regions back into their informational quantities, we recover eq. (A1).

ii. By conservation of oracular information:

$$C + E + \delta + \zeta = C + II. \quad (\text{A5})$$

Recall that region E is no longer oracular once $Z_{1:k}$ has been handled – thus, although information pertinent to this word is in the memory at both times, it is only oracular at time 0. We can eliminate the persistent oracular information C , and translate back into information quantities to recover eq. (A2).

iii. By conservation jointly of cryptic information and excess entropy (i.e. all the information in the memory visible from past outputs at times 0 and k respectively):

$$\beta + \gamma + \epsilon + B + D + F = B + D + E + F + III + IV + V \quad (\text{A6})$$

(Recall, the information of region E , although oracular at time 0, is visible in the output pattern by time k .) Regions IV , V and ϵ are empty, and regions B , D , and F appear on both sides. Hence:

$$\beta + \gamma = E + III \quad (A7)$$

Translating this into information quantities recovers eq. (A3). \square

Appendix B: Thermodynamics of generation

Lemma 2. Consider a generator of \vec{Y} , which at time $t = 0$ acts on words of length k to take them from states $X_{\text{dfft}}^{\otimes k}$ to $Y_{1:k} := Y_1 \dots Y_k$, while also updating its memory from R_0 to R_k . The total entropy change ΔH associated with this update is given by

$$\begin{aligned} \Delta H &= k [H(X_{\text{dfft}}) - h] \\ &+ H(R_0 | Y_{1:k}) - H(R_k | Y_{1:k} R_0) + \zeta_R(k). \end{aligned} \quad (B1)$$

Proof. The total change in entropy of the tape and the memory is:

$$\Delta H = H(R_k Y_{1:k}) - H(R_0 X_{\text{dfft}}^{\otimes k}). \quad (B2)$$

By expanding $H(R_0 Y_{1:k} R_k)$ in two different orders:

$$\begin{aligned} H(R_0 Y_{1:k} R_k) &= H(Y_{1:k} R_k) + H(R_0 | Y_{1:k} R_k) \\ &= H(R_0) + H(Y_{1:k} | R_0) + H(R_k | Y_{1:k} R_0), \end{aligned} \quad (B3)$$

we can express the first term of eq. (B2) as

$$\begin{aligned} H(R_k Y_{1:k}) &= H(R_0) + H(Y_{1:k} | R_0) \\ &+ H(R_k | Y_{1:k} R_0) - H(R_0 | Y_{1:k} R_k). \end{aligned} \quad (B4)$$

Recall the definition of *conditional mutual information*, $I(A; B | C) := H(A | C) - H(A | BC)$. Thus, we may expand

$$\begin{aligned} H(Y_{1:k} | \vec{Y}) &= I(Y_{1:k}; R_0 | \vec{Y}) + H(Y_{1:k} | \vec{Y} R_0) \\ &= I(Y_{1:k}; R_0 | \vec{Y}) + H(Y_{1:k} | R_0) \\ &= H(Y_{1:k} | S_0), \end{aligned} \quad (B5)$$

where we have used $H(Y_{1:k} | \vec{Y} R_0) = H(Y_{1:k} | R_0)$ since we have assumed that R is also predictive (see also fig. 1 and appendix A), and $H(Y_{1:k} | S_0) = H(Y_{1:k} | \vec{Y})$ since causal states are also fully predictive. Thus

$$\begin{aligned} H(Y_{1:k} | R_0) &= H(Y_{1:k} | S_0) - I(Y_{1:k}; R_0 | \vec{X}) \\ &= kh - \zeta_R(k), \end{aligned} \quad (B6)$$

where $h := H(X_1 | S_0)$ is the *entropy rate*, and $\zeta_R(k) := I(Y_{1:k}; R | \vec{X})$ is the amount of oracular information the memory R_0 contains about the word $Y_{1:k}$.

The second term of eq. (B2) trivially expands to $H(R^t X_{\text{dfft}}^{\otimes k}) = H(R^t) + kH(X_{\text{dfft}})$ since all systems

involved are independent. Substituting this and eqs. (B4) and (B6) into eq. (B2), gives

$$\begin{aligned} \Delta H &= k [H(X_{\text{dfft}}) - h] \\ &+ H(R_0 | Y_{1:k}) - H(R_k | Y_{1:k} R_0) + \zeta_R(k). \end{aligned} \quad (B7)$$

\square

Lemma 3. The Landauer bound on the dissipative cost of generation is given by the discarded cryptic information:

$$W_{\text{diss}}^k = k_B T I(\vec{Y}; R_0 | \vec{Y} R_k) \quad (B8)$$

Proof. Recall eq. (4):

$$\frac{1}{k_B T} W = H(R^t | Y_{t+1}^k R^{t+k}) - H(R^{t+k} | Y_{t+1}^k R^t) + \zeta_R(k). \quad (B9)$$

This expression can be seen in fig. 1 as the difference between the blue ($\alpha + \beta + \zeta$) and yellow ($E + \delta$) regions and the red region ($I + II$). That is,

$$\frac{1}{k_B T} W_{\text{diss}}^k = \alpha + \beta + \zeta + E + \delta - I - II. \quad (B10)$$

From lemma 1i, we have $\alpha = I$, and from lemma 1ii, $E + \delta + \zeta = II$, and hence

$$\frac{1}{k_B T} W_{\text{diss}}^k = \beta. \quad (B11)$$

Translating “ β ” back into an information quantity yields the claim. \square

Appendix C: The delay-buffer generator

1. Finite cryptic-order memory dissipation

We adopt one of the definitions of the cryptic order presented in Mahoney *et al.* [15]:

Definition 3 (Cryptic order). For a stationary pattern \vec{X} with causal states S , the **cryptic order** is

$$\begin{aligned} k &= \min \{L \in \mathbb{Z}^+ : H(X_{L+1} | S_0 X_{1:L}) \\ &= H(X_0 | X_{1:L} S_L)\}, \end{aligned} \quad (C1)$$

or is ∞ if no finite minimum can be found.

Colloquially (at least to a computational mechanist!), since $H(X_{L+1} | S_0 X_{1:L}) = H(X_{L+1} | S_L) = H(X_1 | S_0)$, we can understand this quantity as the minimum size of the word that a forward-predicting causal state must be augmented with to make a memory that is as effective at *retrodicting* its past as it is predicting its future. Equivalently, the cryptic order is the lowest $k \in \mathbb{Z}^+$ that satisfies $H(S_k | X_{1:k} \vec{X}_k) = 0$. Since the Markov order is the lowest $m \in \mathbb{Z}^+$ such that $H(S_m | X_{1:m}) = 0$, it is clear that the cryptic order will never be greater than the Markov order.

We prove the following entropic statement, that will be useful later:-

Lemma 4. For a stationary pattern \vec{X} with causal states S ,

$$H(S_0 | X_{-k+1:0} X_1 S_1) = 0, \quad (\text{C2})$$

when k is greater than or equal to the cryptic order of \vec{X} .

Proof. Consider the joint entropy of $X_{-k+1:0} S_0 X_1 S_1$, expanded in two ways:

$$\begin{aligned} H(X_{-k+1:0} S_0 X_1 S_1) &= H(X_{-k+1:0}) + H(S_0 | X_{-k+1:0}) \\ &\quad + H(S_1 X_1 | S_0 X_{-k+1:0}) \\ &= H(X_{-k+2:0} X_1) + H(S_1 | X_{-k+2:1}) \\ &\quad + H(S_0 X_{-k+1} | S_1 X_{-k+2:1}). \end{aligned} \quad (\text{C3})$$

From stationarity, the first two terms of each expansion are equal (since all included indices are offset by the same value), and hence:

$$H(S_1 X_1 | S_0 X_{-k+1:0}) = H(S_0 X_{-k+1} | S_1 X_{-k+2:0} X_1). \quad (\text{C4})$$

We can then expand the left-hand-side:

$$\begin{aligned} H(S_1 X_1 | S_0 X_{-k+1:0}) &= H(X_1 | S_0 X_{-k+1:0}) + H(S_1 | S_0 X_{-k+1:0} X_1) \\ &= H(X_1 | S_0 X_{-k+1:0}) = H(X_1 | S_0) \\ &= H(X_{k+1} | S_0 X_{1:k}), \end{aligned} \quad (\text{C5})$$

where we have used the unifilarity of causal states to set $0 \leq H(S_1 | S_0 X_{-k+1:0} X_1) \leq H(S_1 | S_0 X_1) = 0$ eliminating the second term, and the property of *causal shielding* to simplify the remaining expression (conditioning on additional $X_{t \leq 0}$ in the past of S_0 cannot improve any predictions about future $X_{t > 0}$), and then unifilarity and stationarity in the final equality. We also expand the right hand side of eq. (C4)

$$\begin{aligned} H(S_0 X_{-k+1} | X_{-k+2:1} S_1) &= H(X_{-k+1} | X_{-k+2:1} S_1) + H(S_0 | X_{-k+1:0} X_1 S_1) \\ &= H(X_0 | X_{1:k} S_k) + H(S_0 | X_{-k+1:0} X_1 S_1). \end{aligned} \quad (\text{C6})$$

Substituting these expressions back into eq. (C4) yields

$$\begin{aligned} H(S_0 | S_1 X_{-k+1:0} X_1) &= H(X_{k+1} | S_0 X_{1:k}) - H(X_0 | X_{1:k} S_k). \end{aligned} \quad (\text{C7})$$

This difference is exactly the two terms that must be equated in the definition of the cryptic order (equation (C1)). Hence, if $k \geq L$, where L is the cryptic order, these two terms are equal and thus

$$H(S_0 | X_{-k+1:0} X_1 S_1) = 0 \quad k \geq L. \quad (\text{C8})$$

□

Lemma 5. For any pattern \vec{X} with finite cryptic order, there is a finite-memory generator for every word length L with $W_{\text{diss}}^L = 0$.

Proof. Proof is by construction of a **cryptic-order delay-buffer machine**. Let the alphabet of the pattern be \mathcal{X} , and of the causal states be \mathcal{S} . The delay buffer machine is defined as the machine whose memory \mathcal{R} is given by a heterogeneous variegated structure $\mathcal{R} = \mathcal{X}^{\otimes k} \otimes \mathcal{S}$, where k is the cryptic order of \vec{X} . In particular, the state of the memory R_0 at time $-k$ is explicitly:

$$R_{-k} = X_{-k+1:0} S_0. \quad (\text{C9})$$

That is, the memory is composed of a causal state S_0 augmented by a sequence of k steps of the pattern $X_{-k+1} \dots X_0$ that immediately precede S_0 .

Let us consider the entropic changes manifest by running this generator. In particular, we start from a state R_{-k} and the output tape in state X_{dft} , and finish with the memory in state R_{-k+1} and the output tape in state X_{-k+1} . From Landauer's principle, the minimum work cost is proportional to the difference in entropy:

$$\beta W = [H(R_{-k} X_{\text{dft}}) - H(R_{-k+1} X_{-k+1})]. \quad (\text{C10})$$

Noting that X_{dft} and $H(R^{t-k})$ are totally uncorrelated, we expand the above substituting in the explicit form of the memory R :

$$\begin{aligned} \beta W &= [H(X_{\text{dft}}) + H(X_{-k+1:0} S_0) \\ &\quad - H(X_{-k+1} X_{-k+2:1} S_1)]. \end{aligned} \quad (\text{C11})$$

Now consider expanding in two ways:

$$\begin{aligned} H(X_{-k+1:0} S_0 X_1 S_1) &= H(X_{-k+1:0} S_0) + H(X_1 S_1 | X_{-k+1:0} S_0) \\ &= H(X_{-k+1:0} X_1 S_1) + H(S_0 | X_{-k+1:0} X_1 S_1), \end{aligned} \quad (\text{C12})$$

such that

$$\begin{aligned} H(X_{-k+1:0} S_0) - H(X_{-k+1} X_{-k+2:1} S_1) &= H(S_0 | X_{-k+1:0} X_1 S_1) - H(X_1 S_1 | X_{-k+1:0} S_0) \\ &= -H(X_1 | S_0), \end{aligned} \quad (\text{C13})$$

where we have used Lemma 4 to set the first term to 0, and the causal shielding and unifilar properties of causal states to simplify the second term.

It then follows

$$\beta W = H(X_{\text{dft}}) - H(X_1 | S_0), \quad (\text{C14})$$

and $W_{\text{diss}}^1 = 0$. Since this dissipation is already zero, the update can be repeated L times to produce a machine with $W_{\text{diss}}^L = 0$ for all $L \geq 1$. □

2. Example mechanism

A possible implementation of the delay buffer is as follows (see sketch in fig. 3):-

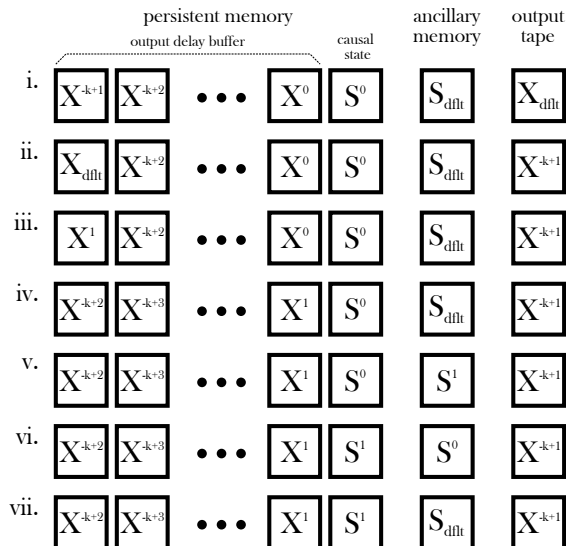


FIG. 3: **The delay-buffer generator.** An ϵ -machine is augmented with a delay buffer defers its by k steps. When k matches or exceeds the cryptic order, the Landauer minimum bound on generation cost matches the change in entropy rate of the output tape $H(X_1 | S_0) - H(X_{\text{dft}})$.

- i. The machine begins in a memory state $X_{-k+1} \dots X_0 S_0$, and has available to it a (pure) ancillary state S_{dft} of the same dimensionality of causal state. A system on the tape (which will ultimately store the output) is inserted, initially in state X_{dft} .
- ii. The part of the memory containing X_{-k-1} is reversibly swapped with the tape system. *The output tape now has its correct final statistics.*
- iii. At work cost proportional to the difference between the entropy rate of the default state and the pattern, $H(X_{\text{dft}}) - H(X_1 | S_0)$, the just-swapped portion of the memory is adjusted from X_{dft} to X_1 . *This is the only heat-producing step.*
- iv. The buffer in the memory is (reversibly) cyclically shifted such that it now ranges from X_{-k+2} to X_1 .
- v. Using X_1 and S_0 from within the memory, the ancillary system is reversibly changed from S_{dft} to S_1 (causal states are unifilar; even if the memory as a whole is not).
- vi. The ancillary system is reversibly swapped with the causal state part of the memory. *Every index in the main memory has now advanced by 1, and the memory has updated from R_{-k} to R_{-k+1} .*
- vii. To complete the generation, the ancillary system must be reset from S_0 back to its default state S_{dft} . However, with the available information in

the generator, this can be done reversibly, since $H(S_0 | S_1 X_{-k+1:0} X_1) = 0$ (from lemma 4).

Thus, a step of the pattern has been emitted and the memory has been updated, at total work cost $H(X_{\text{dft}}) - H(X_1 | S_0)$, saturating the bound of lemma 5.

Since this machine is already without dissipation, a generator with word length m can be trivially realized by repeating the above process m times, incurring a work cost proportional to the total change in entropy rate.

3. Delay buffers of infinite cryptic order patterns

By imposing a long enough delay the dissipation associated with generating any pattern with a finite number of causal states goes to zero – even if that pattern has infinite cryptic order.

Lemma 6. *Let \vec{X} be some stationary pattern with a finite number of causal states. There for any $\delta > 0$, there exists a finite L such that $H(S_L | X_{0:L}) < \delta$.*

Proof. Travers and Crutchfield [27, 28] show that for any ϵ -machine with a finite number of causal states, not only does $\lim_{L \rightarrow \infty} H(S_L | X_{0:L}) \rightarrow 0$, but this is a pointwise exponential convergence. It immediately follows that for any δ , a sufficiently long L can be found such that $H(S_L | X_{0:L})$ is strictly less than δ . \square

I outline a few points for the reader’s intuition, but refer them to the citations [27, 28] for mathematical detail. First, if the machine has a finite Markov order, K , one can simply choose $L \geq K$ and then $H(S_L | X_{0:L}) = 0 < \delta$. Second, if the machine has a finite length synchronizing word of length L' (such that after observing this word, the causal state then known with certainty), then for $L > L'$, as L increases, the probability of observing this synchronizing word tends to unity, and the entropy accordingly decreases to 0. These two cases are known as *exactly synchronizing* machines [27].

The remaining case – *strictly asymptotic synchronization* [28] – admit no such finite synchronizing words. For example: consider the so-called “alternating biased coin” process, with two causal states S^A and S^B . In S^A , there is probability p of emitting 0 and $1 - p$ of emitting 1, transferring in both cases to the other state S^B , which has probability $q \neq p$ (resp. $1 - q$) of emitting 0 (resp. 1) before transitioning back. Since *all* binary sequences are permissible whether the machine started in S^A or S^B , no finite-length sequence can identify the causal state with perfect certainty.

However, crucially, all patterns with a finite number of causal states are (at least) asymptotically synchronizing: the definition of causal states requires divergent statistics (observable after a finite sequence for finite-state machines). Also, due to the unifilarity of ϵ -machines, on average one never becomes *less* certain about the causal state through the observation of longer sequences.

Then, the observation of ever-longer strings amounts to hypothesis-testing whether the sequence began in a particular causal state.

Lemma 7. *For any pattern \vec{X} with a finite number of causal states, and positive work value $\epsilon > 0$, there is a finite-memory generator for every word length k with $W_{\text{diss}}^k < \epsilon$.*

Proof. Consider a l -step causal-state delay-buffer machine (as above) with memory $R_0 = X_{1:l}S_l$. Recall from Lemma 3 that the minimum dissipation W_{diss}^k is proportional to

$$\begin{aligned} I(\vec{X}; R_0 | \vec{X}R_k) &= I(\vec{X}; R_0 | \vec{X}R_k) \\ &= I(\vec{X}; X_{1:l}S_l | \vec{X}X_{k+1:k+l}S_{l+k}) \\ &= I(\vec{X}; S_l | \vec{X}S_{l+k}). \end{aligned} \quad (\text{C15})$$

In the second line, we have eliminated repeated variables since $X_{k+1:k+l} \subset \vec{X}$, and used $I(A; BC | CD) = H(BC | CD) - H(BC | ACD) = H(B | D) - H(B | AD) = I(A; B | D)$ to eliminate $X_{1:l}$.

Consider then:

$$I(\vec{X}; S_l; \vec{X}S_{l+k}) = I(\vec{X}; S_l) - I(\vec{X}; S_l | \vec{X}S_{l+k}) \quad (\text{C16})$$

and

$$\begin{aligned} I(\vec{X}; S_l; \vec{X}S_{l+k}) &= I(S_l; \vec{X}S_{l+k}) - I(S_l; \vec{X}S_{l+k} | \vec{X}) \\ &= I(S_l; \vec{X}S_{l+k}) - H(S_l | \vec{X}), \end{aligned} \quad (\text{C17})$$

where we have used

$$\begin{aligned} I(S_l; \vec{X}S_{l+k} | \vec{X}) &= H(S_l | \vec{X}) - H(S_l | \vec{X}S_{l+k} | \vec{X}) \\ &= H(S_l | \vec{X}), \end{aligned} \quad (\text{C18})$$

noting that the second term is zero, as it conditions a causal state on the entire pattern and hence can be perfectly determined (by virtue of every pattern being asymptotically synchronizable).

Equating eqs. (C16) and (C17) gives:

$$\begin{aligned} I(\vec{X}; S_l | \vec{X}S_{l+k}) &= H(S_l | \vec{X}) + I(\vec{X}; S_l) - I(S_l; \vec{X}S_{l+k}) \\ &= H(S_l | \vec{X}) + H(S_l) - H(S_l | \vec{X}) \\ &\quad - H(S_l) + H(S_l | \vec{X}S_{l+k}) \\ &= H(S_l | \vec{X}S_{l+k}). \end{aligned} \quad (\text{C19})$$

However $H(S_l | \vec{X}S_{l+k}) \leq H(S_l | X_{1:l+k})$ since $X_{1:l+k} \subset \vec{X}$, and by Lemma 6 for arbitrary $\epsilon > 0$, $H(S_l | X_{0:l+k}) < \epsilon$ for some large enough $l+k$. Hence, the dissipation can be made arbitrarily small by choosing a sufficiently long finite delay. \square