

False discovery rate control with unknown null distribution: is it possible to mimic the oracle?

Etienne Roquain and Nicolas Verzelen

Abstract: Classical multiple testing theory prescribes the null distribution, which is often a too stringent assumption for nowadays large scale experiments. This paper presents theoretical foundations to understand the limitations caused by ignoring the null distribution, and how it can be properly learned from the (same) data-set, when possible. We explore this issue in the case where the null distributions are Gaussian with an unknown rescaling parameters (mean and variance) and the alternative distribution is left arbitrary. While an oracle procedure in that case is the Benjamini Hochberg procedure applied with the true (unknown) null distribution, we pursue the aim of building a procedure that asymptotically mimics the performance of the oracle (AMO in short). Our main result states that an AMO procedure exists if and only if the sparsity parameter k (number of false nulls) is of order less than $n/\log(n)$, where n is the total number of tests. Further sparsity boundaries are derived for general location models where the shape of the null distribution is not necessarily Gaussian. Given our impossibility results, we also pursue a weaker objective, which is to find a confidence region for the oracle. To this end, we develop a distribution-dependent confidence region for the null distribution. As practical by-products, this provides a goodness of fit test for the null distribution, as well as a visual method assessing the reliability of empirical null multiple testing methods. Our results are illustrated with numerical experiments and a companion vignette [Roquain and Verzelen \(2020\)](#).

AMS 2000 subject classifications: Primary 62G10; secondary 62C20.

Keywords and phrases: Benjamini-Hochberg procedure, false discovery rate, minimax, multiple testing, robust theory, sparsity, null distribution.

1. Introduction

1.1. Background

In large-scale data analysis, the practitioner routinely faces the problem of simultaneously testing a large number n of null hypotheses. In the last decades, a wide spectrum of multiple testing procedures have been developed. Theoretically-founded control of the amount of false rejections are provided notably by controlling the false discovery rate (FDR), that is, the average proportion of errors among the rejections, as done by the famous Benjamini Hochberg procedure (BH), introduced in [Benjamini and Hochberg \(1995\)](#). Among these procedures, various types of power enhancements have been proposed by taking into account the underlying structure of the data. For instance, let us mention adaptation to the quantity of signal [Benjamini et al. \(2006\)](#); [Blanchard and Roquain \(2009\)](#); [Sarkar \(2008\)](#); [Li and Barber \(2019\)](#), to the signal strength [Roquain and van de Wiel \(2009\)](#); [Cai and Sun \(2009\)](#); [Hu et al. \(2010\)](#); [Ignatiadis and Huber \(2017\)](#); [Durand \(2019\)](#), to the spatial structure [Perone Pacifico et al. \(2004\)](#); [Sun and Cai \(2009\)](#); [Ramdas et al. \(2019\)](#); [Durand et al. \(2018\)](#), or to data dependence structure [Leek and Storey \(2008\)](#); [Friguet et al. \(2009\)](#); [Fan et al. \(2012\)](#); [Guo et al. \(2014\)](#); [Delattre and Roquain \(2015\)](#); [Fan and Han \(2017\)](#), among others.

Most of these theoretical studies — and in general, of the FDR controlling procedures developed in the multiple testing literature — rely on the fact that the null distribution of

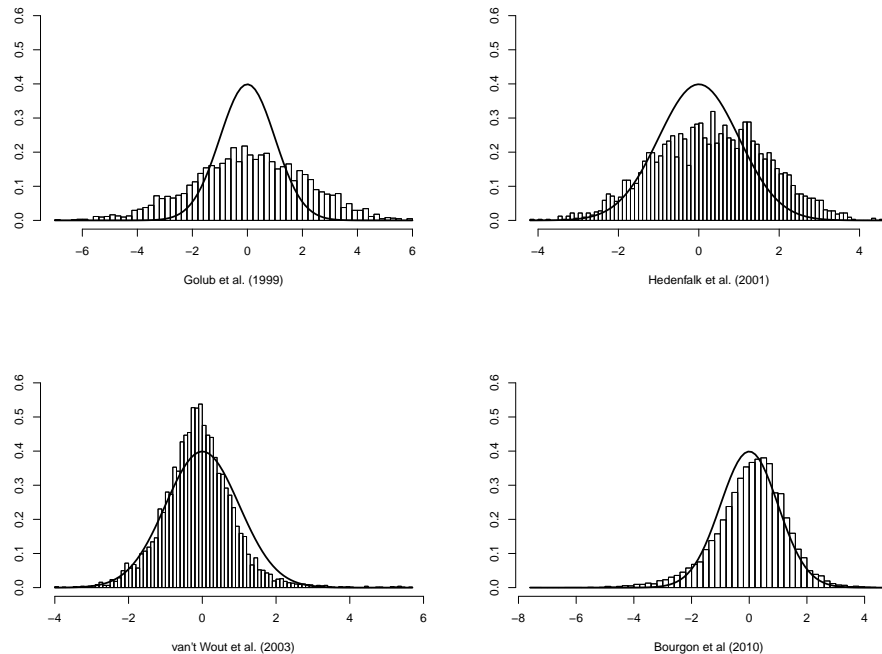


FIG 1. Histograms of the test statistics (rescaled to be all marginally standard Gaussian), for three datasets presented by Efron: *Golub et al. (1999)* (top-left); *Hedenfalk et al. (2001)* (top-right); *van't Wout et al. (2003)* (bottom-left); and *Bourgon et al. (2010)* (bottom-right). Pictures reproducible from the vignette *Roquain and Verzelen (2020)*.

the test statistics is exactly known, either for finite n or asymptotically. However, in common practice, this null distribution is often *mis-specified*:

- *The null distribution can be wrong.* This phenomenon, pointed out in a series of pioneering papers [Efron \(2004, 2007b, 2008, 2009\)](#) and studied further in [Schwartzman \(2010\)](#); [Azriel and Schwartzman \(2015\)](#); [Stephens \(2017\)](#); [Sun and Stephens \(2018\)](#) is illustrated in Figure 1 for four classical datasets. As one can see, the theoretical null distribution $\mathcal{N}(0, 1)$ does not describe faithfully the overall behavior of the measurements. One reason invoked by the aforementioned papers is the presence of correlations, that is, co-factors, that modify the shape of the null. As a result, using this theoretical null distribution into a standard multiple testing procedure (e.g., BH) can lead to an important resurgence of false discoveries. Markedly, this effect can be even more severe than simply ignoring the multiplicity of the tests (see [Roquain and Verzelen \(2020\)](#)), and thus the benefit of using a multiple testing correction can be lost.
- *The null distribution can be unknown.* Data often come from raw measurements that have been “cleaned” via many sophisticated normalization processes, and the practitioner has no prior belief in what the null distribution should be. Hence, the null distribution is implicitly defined as the “background noise” of the measurements and searching signal in the data turns out to make some assumption on this background (typically Gaussian) and find outliers, defined as items that significantly deviate from the background. This occurs for instance in astrophysics [Szalay et al. \(1999\)](#); [Miller et al. \(2001\)](#); [Sulis et al. \(2017\)](#), for which devoted procedures are developed, but without full

theoretical justifications.

To address these issues, Efron popularized the concept of *empirical null distribution*, that is, of a null distribution estimated from the data, in the works Efron et al. (2001); Efron (2004, 2007b, 2008, 2009) notably through the *two-group mixture model* and the *local fdr* method. This paved the way for many extensions Jin and Cai (2007); Sun and Cai (2009); Cai and Sun (2009); Cai and Jin (2010); Padilla and Bickel (2012); Nguyen and Matias (2014); Heller and Yekutieli (2014); Cai et al. (2019); Rebafka et al. (2019), which make this type of technics widely used nowadays, mostly in genomics Consortium et al. (2007); Zablocki et al. (2014); Jiang and Yu (2016); Amar et al. (2017) but also in other applied fields, as neuro-imaging, see, e.g., Lee et al. (2016). However, this approach suffers from a lack of theoretical justification, even in the original setting described by Efron, where the null distribution is assumed to be Gaussian.

1.2. Aim

In this work, we propose to fill this gap: we consider the issue of controlling the FDR when the null distribution is Gaussian $\mathcal{N}(\theta, \sigma^2)$, with *unspecified* scaling parameters $\theta \in \mathbb{R}$, $\sigma > 0$ (general location models will be also dealt with). In addition, according to the original framework considered in Benjamini and Hochberg (1995), the alternative distributions are let arbitrary, which provides a setting both general and simple. We address the following issue:

When the null distribution is unknown, is it possible to build a procedure that both control the FDR at the nominal level and has a power asymptotically mimicking the oracle?

In addition, as classically considered in multiple testing theory (see, e.g., Dickhaus (2014)), we aim here for a *strong* FDR control, valid for any data distribution (in a given sparsity range). For short, a procedure enjoying the two properties delineated above is called an *AMO* procedure in the sequel. To achieve this aim, we should choose an appropriate notion of “oracle”, which corresponds to the default procedure that one would perform if the scaling parameters θ, σ^2 were known. Due to the popularity of the BH procedure, we define the oracle procedure as the BH procedure using the null distribution $\mathcal{N}(\theta, \sigma^2)$ with the true parameters θ, σ^2 . This choice is also suitable because the BH procedure controls the FDR under arbitrary alternatives (Benjamini and Hochberg, 1995) while it has optimal power against classical alternatives (Arias-Castro and Chen, 2017; Rabinovich et al., 2020).

1.3. Our contribution

We consider a setting where the statistician observes *independent* real random variables Y_i , $1 \leq i \leq n$. Among these n random variables, $n - k$ follow the unknown null distribution $\mathcal{N}(\theta, \sigma^2)$ and the remaining k follow arbitrary and unknown distributions. The upper bound k on the number of false nulls is referred henceforth as the sparsity parameter. The latter plays an important role in our results. A reason is that having many observations under the null (that is, k small) facilitates *de facto* the problem of estimating the null distribution. As argued in Section 2, this setting is both an extension of the two-group model of Efron (2008) and of Huber’s contamination model.

In this manuscript, we first establish that, when k is much larger than $n/\log(n)$, no AMO exists. Hence, any multiple testing procedure either violates the FDR control or is less powerful than the BH oracle procedure. In particular, any local fdr-type procedure that controls

the FDR has a sub-oracle power. Conversely, any local fdr-type procedure that mimics the oracle power violates the FDR control. Hence, the usual protocol of applying blindly such approaches is questionable when the data contain more than a constant portion of signal (say, when the number of alternatives is of order 10%). On the other hand, when k is much smaller than $n/\log(n)$, a simple procedure that first computes corrected p -values by plugging robust estimators of θ and σ^2 and then applies a classical Benjamini-Hochberg (BH) procedure [Benjamini and Hochberg \(1995\)](#), is established to be AMO. This type of procedures is referred below as plug-in BH procedures. [Figure 2](#) displays the behavior of these procedures for different plugged values u, s^2 for θ, σ^2 (true, mis-specified or estimated). This simple example illustrates that using a wrong scaling of the null distribution can lead to poor performances, with either an uncontrolled increase of false discoveries (top-right panel), or an uncontrolled decrease of true discoveries (bottom-left panel). By contrast, fitting the null distribution with robust estimator of θ and σ^2 seems to nearly mimic the oracle BH procedure.

This analysis is the central result of the paper. It is then extended in several directions: first, we show a stronger impossibility result: FDR control and power mimicking are two aims that are incompatible across the delineated boundary; typically, any procedure achieving an oracle power below the boundary entails FDR violation above the boundary. Second, we pinpoint the boundary where AMO is possible when only the mean parameter θ is unknown or, more generally, when the density of the null distribution is arbitrary but only known up to a location parameter.

Finally, given our impossibility results, one can legitimately ask whether obtaining AMO procedures is not too demanding. Hence, we also investigate the weaker aim of obtaining confidence regions for the oracle procedure. This is achieved by developing a confidence region for the null distribution. Then, candidate region sets for the oracle procedure are rejection sets of plug-in procedures using nulls of that region. The stability of these rejection sets then provides to the statistician a visual method to assess whether they can be confident in the plugged BH procedure. Interestingly, this confidence region can take various forms depending on the considered data set, as shown in [Section 6](#) and in the attached vignette [Roquain and Verzelen \(2020\)](#). This illustrates that this region is distribution-dependent and goes beyond a minimax analysis that is based on worst-case distributions. In addition, this approach can be easily adapted to any plug-in method—not necessarily of the BH type—and to any candidate distribution family for the null, which increases the application scope of our approach.

1.4. Work related to our AMO boundaries

Many work are related to the theory developed here. First, as already mentioned, a wide literature has grown around the concept of "empirical null distribution", elaborating upon the work of Efron. While his proposal originally relies on the Gaussian null class, more sophisticated classes have been proposed later [Schwartzman \(2010\)](#); [Azriel and Schwartzman \(2015\)](#); [Sun and Stephens \(2018\)](#) to better modeling null coming from a multivariate correlated Gaussian vector. This results in a parametric family with much more parameters to fit. Related to this, estimating the parameters of the null has been considered in a more challenging multivariate factor model, see, e.g., [Leek and Storey \(2008\)](#); [Friguet et al. \(2009\)](#); [Fan et al. \(2012\)](#); [Fan and Han \(2017\)](#). While the authors provide error bounds for the inferred factor models, none of these work establish FDR controls of the corresponding corrected BH procedure.

In fact, it turns out that only few work have provided theoretical guarantees for using an empirical null distribution into a multiple testing procedure, even for the simple Gaussian

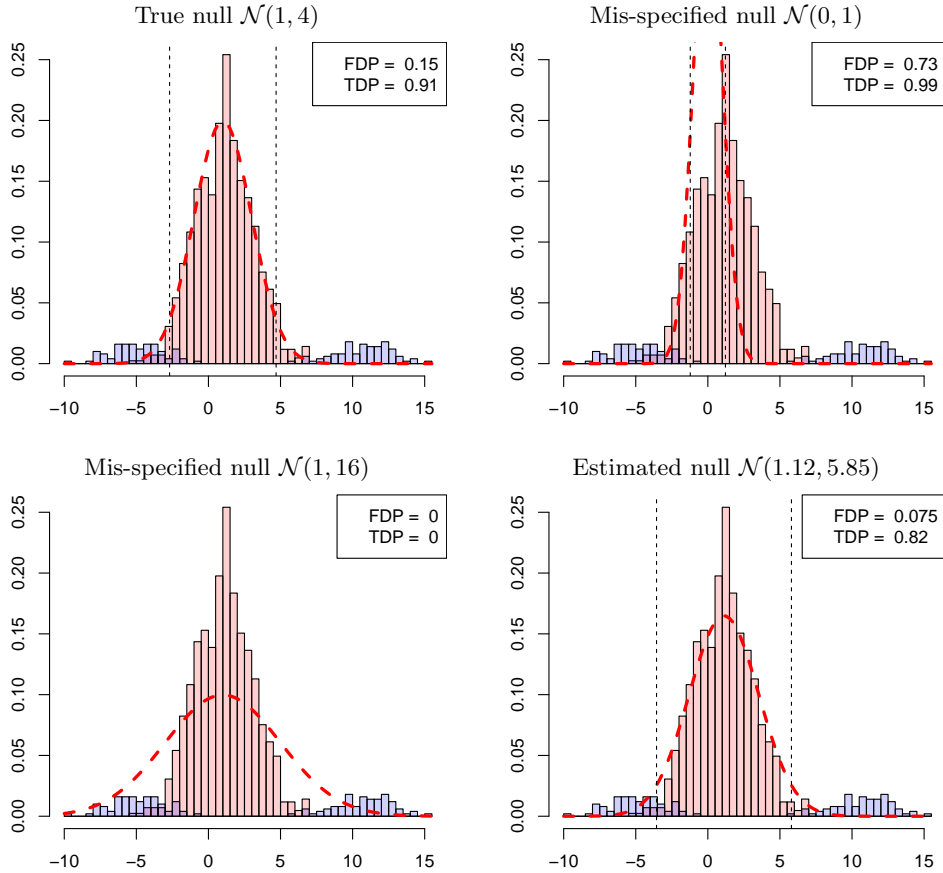


FIG 2. Illustration of the plug-in BH procedure with different plugged null distributions. The data have been generated as independent $Y_i \sim \mathcal{N}(\theta + \mu_i, \sigma^2)$, for $\mu_i = 0$, $1 \leq i \leq n_0$, $\mu_i = 5$, $n_0 + 1 \leq i \leq n_0 + n_1/2$, and $\mu_i = -3$, $n_0 + n_1/2 + 1 \leq i \leq n$ for $n = 1000$, $n_0 = 850$, $n_1 = 150$, $\theta = 1$, $\sigma^2 = 4$, $\alpha = 0.2$. Each panel displays the same overlap of the two following histograms of the data: colored in pink, the histogram of the Y_i , $1 \leq i \leq n_0$, generated under the null; colored in blue, the (rescaled) histogram of the Y_i , $n_0 + 1 \leq i \leq n$, generated under the alternative. The plug-in BH procedure is applied at level $\alpha = 0.2$ and its rejection threshold is displayed by the vertical dashed lines: the rejected null hypotheses correspond to the Y_i 's above the most-right vertical dashed line and below the most-left vertical dashed line. The FDP is the ratio of the false rejection number to the total rejection number, see (2) below. The TDP is the ratio of the true rejection number to the total number of false nulls (n_1), see (3) below. The plug-in BH procedure uses rescaled p -values $p_i(u, s) = 2\bar{\Phi}(|Y_i - u|/s)$, $1 \leq i \leq n$, where $\bar{\Phi}$ is the tail distribution of the standard normal distribution, see (4) below, using different values of u, s . Top-left: $u = 1$, $s^2 = 4$; top-right: $u = 0$, $s^2 = 1$; bottom-left: $u = 1$, $s^2 = 16$; bottom-right: $u = \tilde{\theta} \approx 1.12$, $s^2 = \tilde{\sigma}^2 \approx 5.85$, which are values derived from standard robust estimators, see (13) below.

case. Jin and Cai (2007) and Cai and Jin (2010) proposed a method to estimate the null in a particular context, but without evaluating the impact of such an operation when plugged into a multiple testing procedure. Such an attempt has been made by Ghosh (2012), who showed that the FDR control is maintained under the assumption that incorporating the empirical null distribution is an operation that can make the BH procedure only more conservative. Nevertheless, this assumption is admittedly difficult to check. Other studies have been developed in the one-sided context, for which contaminations (that is non-null measurements) are assumed to come only from the right-side (say) of the global measurement distribution. In that case, the left-tail of the distribution can be used to learn the null. Such an idea has been exploited in Carpentier et al. (2018) to estimate the scaling parameters θ and σ^2 within the

null $\mathcal{N}(\theta, \sigma^2)$ from the left-quantiles of the observed data. Doing so, they show that the plug-in BH procedure has performances close (asymptotically in n) to those of the BH procedure using the true unknown scaling. In addition, relaxing the Gaussian-null assumption, an FDR controlling procedure has been introduced in Barber and Candès (2015); Arias-Castro and Chen (2017), by only assuming the symmetry of the null. In that case, the null is implicitly learned by estimating the number of false discoveries occurring at the right-side of the null from its left-side. However, the one-sided contamination model is not the most common practical situation where signal can arise at both sides of the null distribution. The case for which the alternative distributions are let arbitrary and potentially two-sided is more difficult than the one-sided case and will be considered throughout the paper.

Let us mention few additional related studies with mis-specified null: in Blanchard et al. (2010), the null is unknown and estimated from an independent sample, so the setting is completely different. In Jing et al. (2014), the authors study the effect of non-normality over the BH procedure using p -values calibrated with the Gaussian distribution. This is substantially different from our problem, where the null is assumed Gaussian with an uncertainty in the parameters. Next, Pollard and van der Laan (2004) also discuss the choice of a null distribution, but the aim is to build a null that ensures a valid FWER-type error rate control, which is a goal markedly different from here.

Next, maybe on a more conceptual side, our work can be seen as a *frequentist minimax robust* study of empirical null distributions: first, we do assume that there exists a true null distribution and we try to estimate it to produce our inference. Second, we let the alternative be arbitrary, which means that the AMO properties should hold whatever the alternatives. For the FDR control, this is classically referred to as *strong* control of the FDR, see, e.g., Dickhaus (2014). For the power mimicking, this is new to our knowledge and requires to use a suitable notion power, compatible with a worst-case analysis. Third, the proofs of our impossibility results borrow some ideas from the literature on robust estimation and classical Huber contamination model (Huber, 1964, 2011).

Finally, as in many statistical studies in high-dimension, see, e.g., Donoho and Jin (2004); Bickel et al. (2009); Bogdan et al. (2011); Javanmard et al. (2019), the sparsity plays an important role in our results.

1.5. Notation and presentation of the paper

Notation. For two sequences u_n and v_n , $u_n \gg v_n$ means $v_n = o(u_n)$. Given a real number x , $\lfloor x \rfloor$ and $\lceil x \rceil$ respectively denote the lower and upper integer parts of x . Given a finite set A , its cardinal is denoted $|A|$. Given x, y , $x \wedge y$ (resp. $x \vee y$) stands for the minimum (resp. maximum) of x and y . For $Y \sim P$, the corresponding probability is denoted $\mathbb{P}_{Y \sim P}$ or simply \mathbb{P} when there is no confusion. The density of the standard normal distribution is denoted ϕ whereas $\bar{\Phi}$ stands for its tail distribution function, that is, $\bar{\Phi}(z) = \mathbb{P}(Z \geq z)$, $z \in \mathbb{R}$, $Z \sim \mathcal{N}(0, 1)$. Finally, given a vector $v \in \mathbb{R}^n$, we denote by $v_{(i)}$ the i -th order statistic of v , that is, the i -th smallest entry of v .

Organization of the paper. The setting and the main results are described in Section 2. While they are formulated in an asymptotical manner for simplicity, more accurate non-asymptotical counterparts are provided in Section 3: an impossibility result is given in Sec-

tion 3.1 (with a corollary given in Section 3.3) and a matching upper-bound is provided in Section 3.2. Section 4 is devoted to study the situation where the variance of the null is known, while Section 5 provides extensions to a general location model. The null confidence region is presented in Section 6, which is illustrated on synthetic and real data sets. A discussion is given in Section 7. Numerical experiments, proofs, lemmas, and auxiliary results are deferred to the appendix. An application of our approach on real data sets is developed carefully in a devoted vignette, see Roquain and Verzelen (2020).

2. Setting and presentation of the main results

2.1. Framework for testing an unknown null

To formalize our setting, we resort to a variation of Huber’s model (Huber, 1964). Let us observe *independent* real random variables Y_i , $1 \leq i \leq n$. The distribution of the vector $Y = (Y_i)_{1 \leq i \leq n}$ in \mathbb{R}^n is denoted by $P = \otimes_{i=1}^n P_i$. We assume that most of the P_i ’s follows the same (null) distribution while the others are “contaminated” and can be arbitrary. Also, following the setting used by Efron (Efron, 2004), we shall assume in this manuscript that this null distribution is of the form $\mathcal{N}(\theta, \sigma^2)$ for some unknown scaling $(\theta, \sigma) \in \mathbb{R} \times (0, \infty)$ (except in Sections 5 and 6 where different or more general nulls are considered). Formally, this leads to assume that $P = \otimes_{i=1}^n P_i$ belongs to the collection \mathcal{P} of all distributions satisfying

$$\text{there exists } (\theta, \sigma) \in \mathbb{R} \times (0, \infty) \text{ such that } |\{i \in \{1, \dots, n\} : P_i = \mathcal{N}(\theta, \sigma^2)\}| > n/2. \quad (1)$$

In other words, (1) ensures that there exists a scaling (θ, σ) such that more than half of the P_i ’s are $\mathcal{N}(\theta, \sigma^2)$. While (1) may be surprising at first sight, it is a minimal condition to make the problem identifiable with respect to the unknown null distribution. For $P \in \mathcal{P}$, we denote by $(\theta(P), \sigma(P))$ this unique couple. This allows us to formulate the multiple testing problem:

$$H_{0,i} : “P_i = \mathcal{N}(\theta(P), \sigma^2(P))” \text{ against } H_{1,i} : “P_i \neq \mathcal{N}(\theta(P), \sigma^2(P))”,$$

for all $1 \leq i \leq n$. We underline that $H_{0,i}$ is not a point mass null hypotheses, that is, “ $P_i = P^0$ ”, for some known distribution P^0 , nor a composite null of the type “ P_i is a Gaussian distribution”, but a point mass null hypothesis with value depending on all the marginals $(P_j, 1 \leq j \leq n)$.

Let us introduce some notation. We denote by $\mathcal{H}_0(P) = \{1 \leq i \leq n : P \text{ satisfies } H_{0,i}\}$ the set of true null hypotheses, by $n_0(P) = |\mathcal{H}_0(P)|$ its cardinal and by $\mathcal{H}_1(P)$ its complement in $\{1, \dots, n\}$. We also let $n_1(P) = |\mathcal{H}_1(P)| = n - n_0(P)$, so that $n_1(P) < n/2$ by (1). As an illustration, if $P = \otimes_{i=1}^n P_i$ is given by

$$(P_i, 1 \leq i \leq n) = (P_1, P_2, \mathcal{N}(1, 4), \mathcal{N}(1, 4), P_5, \mathcal{N}(1, 4), \mathcal{N}(1, 4))$$

for $n = 7$ and some distributions P_1, P_2, P_5 on \mathbb{R} that are all different from $\mathcal{N}(1, 4)$, we have $\theta(P) = 1$, $\sigma^2(P) = 4$, $\mathcal{H}_0(P) = \{3, 4, 6, 7\}$ and $n_1(P) = 3$.

Finally, we will sometimes consider an asymptotic situation where n tends to infinity. In that case, the quantities \mathcal{P} , P , Y (and those related) are all depending on n , but we remove such dependences in the notation for the sake of clarity.

2.2. Comparison with classical Huber's model and two-group models

Originally, Huber's contamination model was introduced in robust statistics as a mixture model with density $h = (1 - \pi)\phi_{\theta, \sigma} + \pi f$ where $\pi \in [0, 1/2)$, $\phi_{\theta, \sigma}$ stands for the density of a $\mathcal{N}(\theta, \sigma^2)$ and f is an arbitrary density. When sampling according to this model, one observes a proportion close to $(1 - \pi)$ of data sampled from the normal distribution and a proportion close to π of contaminated data. In our framework, the contaminated data account for the false null hypotheses and non-contaminated data for the true null hypotheses. Note that this mixture model interprets as a specific random instance of our model introduced in the previous section. Indeed, one can sample n observations according to h by first generating n Bernoulli random variables $Z_i \in \{0, 1\}$ with parameter π . Next, if $Z_i = 0$, then Y_i is sampled according to $\phi_{\theta, \sigma}$, whereas if, $Z_i = 1$, Y_i is sampled according to f . As a consequence, conditionally to the Z_i 's, the distribution P of Y satisfies $n_1(P) = \sum_{i=1}^n Z_i$ and $(\theta(P), \sigma(P)) = (\theta, \sigma)$, at least when $\sum_{i=1}^n Z_i < n/2$. Besides, all false null distributions P_i are identically distributed according to f . This random instance representation of our model is central for proving impossibility results in Section 3.1. In the multiple testing terminology, Huber's contamination model can be interpreted as a two-group model where the null distribution is a normal distribution with unknown parameters and the alternative distribution is let completely arbitrary. Let us mention that many versions of null/alternative families have been considered in the literature, as mixture of Gaussian distributions Sun and Cai (2007); Jin and Cai (2007); Cai and Jin (2010) or well chosen parametric families Sun and Stephens (2018). The one we choose is in accordance with the original proposition of Efron (2008) while being suitable to ensure the strong FDR control. Furthermore, note that, in general, letting the alternative distribution arbitrary leads to identifiability problem for the null in the corresponding two-group model, see Figure 3 below. However, one advantage of using a model with a fixed mixture is that identifiability is always ensured under Assumption 1.

2.3. Criteria

A multiple testing procedure is defined as a measurable function R taking as input the data Y and returning a subset $R(Y) \subset \{1, \dots, n\}$ corresponding to the set of rejected null hypotheses among $(H_{0,i}, 1 \leq i \leq n)$. The amount of false positives of R (type I errors) is classically measured by the false discovery proportion of R :

$$\text{FDP}(P, R(Y)) = \frac{|R(Y) \cap \mathcal{H}_0(P)|}{|R(Y)| \vee 1}, \quad (2)$$

see Benjamini and Hochberg (1995). The expectation $\text{FDR}(P, R) = \mathbb{E}_{Y \sim P}[\text{FDP}(P, R(Y))]$ is the false discovery rate of the procedure R . The amount of true positives of R is measured by

$$\text{TDP}(P, R(Y)) = \frac{|R(Y) \cap \mathcal{H}_1(P)|}{n_1(P) \vee 1}, \quad (3)$$

and corresponds to the proportion of (correctly) rejected nulls among the set of false null hypotheses. It has been often used as a power metric for multiple testing procedures, see, e.g. Benjamini and Hochberg (1995); Roquain and van de Wiel (2009); Arias-Castro and Chen (2017); Rabinovich et al. (2020).

2.4. Plug-in BH procedures

In our study, an important class of procedure are the BH procedures with rescaled p -values, that we call the plug-in BH procedures. This corresponds to first estimating the null distribution $(\theta(P), \sigma(P))$ and then plugging it into BH.

Since Benjamini-Hochberg (BH) procedure is defined through the p -value family, we first define, for $u \in \mathbb{R}$ and $s > 0$, the rescaled p -values

$$p_i(u, s) = 2\bar{\Phi}\left(\frac{|Y_i - u|}{s}\right), \quad u \in \mathbb{R}, \quad s > 0, \quad 1 \leq i \leq n, \quad (4)$$

which corresponds to the situation where $\theta(P)$, $\sigma(P)$ have been estimated by u , s , respectively. By convention, the value $s = +\infty$ is allowed here, which gives a rescaled p -value always equal to 1. The oracle p -values are then given by

$$p_i^* = p_i(\theta(P), \sigma(P)), \quad 1 \leq i \leq n. \quad (5)$$

Definition 2.1. Let $\alpha \in (0, 1)$, $u \in \mathbb{R}$, $s > 0$ and $P \in \mathcal{P}$. The plug-in BH procedure of level α with scaling u and s is given by

$$\begin{aligned} BH_\alpha(Y; u, s) &= \{1 \leq i \leq n : p_i(u, s) \leq T_\alpha(Y; u, s)\}; \\ &= \{1 \leq i \leq n : p_i(u, s) \leq T_\alpha(Y; u, s) \vee (\alpha/n)\}; \end{aligned} \quad (6)$$

$$T_\alpha(Y; u, s) = \max \left\{ t \in [0, 1] : \sum_{i=1}^n \mathbb{1}\{p_i(u, s) \leq t\} \geq nt/\alpha \right\}. \quad (7)$$

In particular, the oracle BH procedure (of level α) is defined as the plug-in BH procedure (of level α) with scaling $\theta(P)$ and $\sigma(P)$, that is, is defined by $BH_\alpha^*(Y) = BH_\alpha(Y; \theta(P), \sigma(P))$.

When not ambiguous, we will sometimes drop Y in the notation $BH_\alpha(Y; u, s)$, $T_\alpha(Y; u, s)$, $BH_\alpha^*(Y)$ for short. The oracle procedure BH_α^* corresponds to the situation where the true scaling $(\theta(P), \sigma(P))$ is directly plugged into the BH procedure and is therefore the oracle procedure in our study. In our framework, the p -values p_i^* are all independent, with the property $p_i^* \sim U(0, 1)$ whenever $i \in \mathcal{H}_0(P)$. Hence, it is well known (Benjamini and Hochberg, 1995; Benjamini and Yekutieli, 2001) that its FDR satisfies the following:

$$\forall P \in \mathcal{P}, \quad \text{FDR}(P, BH_\alpha^*) = \alpha n_0(P)/n. \quad (8)$$

To mimic BH_α^* , natural candidates are the plug-in BH procedures $BH_\alpha(\hat{\theta}, \hat{\sigma})$, for some suitable estimators $\hat{\theta}$, $\hat{\sigma}$ of $\theta(P)$, $\sigma(P)$ (by convention, the value $\hat{\sigma} = \infty$ is allowed here). In the sequel, $(\hat{\theta}, \hat{\sigma})$ is called a rescaling.

2.5. AMO procedures

To evaluate how a procedure is mimicking BH_α^* on some sparsity range, let us define the following notation: for any procedure $R(Y) \subset \{1, \dots, n\}$, any sparsity parameter $k \in [1, n/2]$ and any level $\alpha \in (0, 1)$, we let

$$\mathbf{I}(R, k) = \sup_{\substack{P \in \mathcal{P} \\ n_1(P) \leq k}} \{\text{FDR}(P, R)\}; \quad (9)$$

$$\mathbf{II}(R, k, \alpha) = \sup_{\substack{P \in \mathcal{P} \\ n_1(P) \leq k}} \{\mathbb{P}_{Y \sim P}(\text{TDP}(P, R) < \text{TDP}(P, BH_\alpha^*))\}. \quad (10)$$

Note that $\mathbf{I}(\text{BH}_\alpha^*, k) = \alpha$ for any k by (8). In particular, the control $\mathbf{I}(\text{BH}_\alpha^*, n) \leq \alpha$ is uniform on $P \in \mathcal{P}$ meaning that any least favorable configuration does not deteriorate the FDR. This is strong FDR control, on the range of distributions with at most k false nulls. The criterion $\mathbf{II}(R, k, \alpha)$ is a type II risk defined relatively to BH_α^* : it is small when the TDP of R is at least as large as the one of BH_α^* , with a large probability. In particular, the map $\alpha \mapsto \mathbf{II}(R, k, \alpha)$ is nondecreasing. Then, a procedure is said to mimic the oracle if it maintains the strong FDR control while having a small relative type II risk.

Definition 2.2. Let $R = (R_\alpha)_{\alpha \in (0,1)}$ be a sequence of multiple testing procedure, both depending on the nominal level α and of the number n of tests. For a given sparsity sequence $k_n \in [1, n/2)$, the procedure sequence R is asymptotically mimicking the oracle BH procedure, AMO in short, whenever the two following properties hold: there exists a positive sequence $\eta_n \rightarrow 0$ such that

$$\limsup_n \sup_{\alpha \in (1/n, 1/2)} \{\mathbf{I}(R_\alpha, k_n) - \alpha\} \leq 0; \quad (11)$$

$$\lim_n \sup_{\alpha \in (1/n, 1/2)} \{\mathbf{II}(R_\alpha, k_n, \alpha(1 - \eta_n))\} = 0. \quad (12)$$

Furthermore, if $\hat{\theta}$ and $\hat{\sigma}$ are two (sequence of) estimators of $\theta(P)$ and $\sigma(P)$, respectively, the rescaling $(\hat{\theta}, \hat{\sigma})$ is said to be AMO if the sequence of plug-in BH procedure $(\text{BH}_\alpha(\hat{\theta}, \hat{\sigma}))_{\alpha \in (0,1)}$ is AMO.

In this definition, the performances of the oracle BH procedure are mimicked both in terms of FDR and TDP. Note that the power statement is made slightly weaker than one could expect at first sight, with a slight decrease of the level in $\text{BH}_{\alpha(1-\eta_n)}^*$. Since η_n converges to 0, this modification is very light. In addition, if one wants a comparison with the oracle procedure BH_α^* (without modification of the level), the convergence (12) can be equivalently replaced by $\lim_n \sup_{\alpha \in (1/n, 1/2)} \{\mathbf{II}(R_{\alpha(1+\eta_n)}, k_n, \alpha)\} = 0$. This would not change our results. Also, we underline that, while the statements (11) and (12) are formulated in an asymptotic manner for compactness, all our results will be non-asymptotic.

Remark 2.3. The oracle BH procedure is the reference procedure here. Since there is yet no general theory proving that it is optimal in a universal way, one can legitimately ask whether this choice is reasonable. Other proposals have been made, see e.g. [Rosset et al. \(2020\)](#), but the procedures there are much more complex and rely on distributional assumptions under the alternative. Here, we choose the BH procedure because: 1) it is widely used and thus is a meaningful benchmark 2) it is simple and thus allows for a full theoretical analysis and 3) it has been shown to be optimal in some specific regime, see [Arias-Castro and Chen \(2017\)](#); [Rabinovich et al. \(2020\)](#).

Remark 2.4. Instead of stochastically comparing the true discovery proportions in (10), an alternative could have been to compare their expectations. The expectation of the TDP, called the true discovery rate (TDR), is the standard notion of power in the literature, see for instance [Roquain and van de Wiel \(2009\)](#); [Arias-Castro and Chen \(2017\)](#); [Rabinovich et al. \(2020\)](#), where specific classes of alternative distributions are considered. Here, the TDR is not a suitable measure of power, because the alternative distribution is let completely free in (10). As a result, in some cases, the TDR is maximized by trivial procedures that typically reject no null hypothesis with probability $1 - \alpha$ and reject all null hypotheses with probability α . As such procedures are obviously undesirable, we focus on the stronger asymptotic stochastic domination TDP property required in (12).

2.6. Robust estimation of $(\theta(P), \sigma(P))$

Since our framework allows arbitrary alternative distributions, we consider simple robust estimators for $(\theta(P), \sigma(P))$ defined by

$$\tilde{\theta} = Y_{(\lceil n/2 \rceil)}; \quad \tilde{\sigma} = U_{(\lceil n/2 \rceil)} / \bar{\Phi}^{-1}(1/4), \quad (13)$$

where $U_i = |Y_i - Y_{(\lceil n/2 \rceil)}|$ and $\bar{\Phi}^{-1}(1/4) \approx 0.674$. While $\tilde{\theta}$ is the sample median, $\tilde{\sigma}$ corresponds to a suitable rescaling of $U_{(\lceil n/2 \rceil)}$, the median absolute deviation (MAD) of the sample. Under the null, the variables $|Y_i - \theta|/\sigma$ are i.i.d. and distributed as the absolute value of a standard Gaussian variable. Hence, taking the median of the $|Y_i - \theta|$ should be a robust estimator of σ times the median of the absolute value of a standard Gaussian variable, that is, of $\sigma \bar{\Phi}^{-1}(1/4)$. Rescaling suitably this quantity and replacing θ by $\tilde{\theta}$ leads to the definition of $\tilde{\sigma}$. The two estimators defined by (13) are minimax optimal; see e.g. [Chen et al. \(2018\)](#) for a result in a slightly different mixture model. We will use here specific properties of these estimators, to be found in [Section F.1](#).

2.7. Presentation of the results

2.7.1. Main result

We now state the main result of the paper.

Theorem 2.5. *In the setting of [Section 2](#) and according to [Definition 2.2](#), the following holds:*

- (i) *for a sparsity $k_n \gg n/\log(n)$, there exists no (sequence of) AMO procedure that is AMO;*
- (ii) *for a sparsity $k_n \ll n/\log(n)$, the sequence of plug-in BH procedure $(BH_\alpha(\tilde{\theta}, \tilde{\sigma}))_{\alpha \in (0,1)}$ is AMO, for the scaling $(\tilde{\theta}, \tilde{\sigma})$ given by standard robust estimators [\(13\)](#).*

Part (i) of [Theorem 2.5](#) (lower bound) means that, when the proportion of true alternative hypotheses is much larger than $1/\log(n)$, it is not possible to perform as well as an oracle that knows the null distribution in advance. Obtaining negative results on FDR control has received recently some attention in multiple testing literature [Arias-Castro and Chen \(2017\)](#); [Rabinovich et al. \(2020\)](#); [Castillo and Roquain \(2018\)](#) in various contexts, and in restriction to the class of thresholding-based procedures. Here, our impossibility holds for *any* multiple testing procedure. The proof of our lower bound relies on a Le Cam's two-point reduction scheme. Namely, it is derived by identifying two mixture distributions on \mathbb{R}^n that are indistinguishable while corresponding to distant null distributions (see [Figure 3](#)) and by studying the impact of such fuzzy configuration on the FDR and TDP metrics. While this argument is classical in the estimation or (single) testing literature (see, e.g., [Tsybakov, 2009](#) and [Donoho and Jin, 2006](#)), it is to our knowledge new in the multiple testing context.

Part (ii) of [Theorem 2.5](#) (upper bound) is proved in [Section 3.2](#). For this, we extend the ideas used in [Carpentier et al. \(2018\)](#) to accommodate the new two-sided geometry of the test statistics. In particular, correcting the Y_i 's by $\hat{\theta}$ changes the order of the p -values, which was not the case in the one-sided situation. Our proof relies on the symmetry of the Gaussian distribution and on special properties of the BH procedure rejection set when removing one element of the p -value family, see, e.g., [Ferreira and Zwinderman \(2006\)](#). Also note that the scaling $(\tilde{\theta}, \tilde{\sigma})$ does not use the knowledge of k_n , which means that these estimators are adaptive with respect to the sparsity k_n on the range $k_n \ll n/\log(n)$.

2.7.2. Extending the scope of the main result

We provide three complementary results. First, in the testing literature, type I error rate controls are generally favored over type II error rate controls. In our framework, we can always design a plug-in BH procedure that controls the FDR by simply setting $\hat{\sigma} = \infty$, which is equivalent to taking $R(Y) = \emptyset$ (no rejection). In view of this remark, we can re-interpret the statement of Theorem 2.5 as follows:

- (i) in the dense regime ($k_n \gg n/\log(n)$), it is possible to achieve (11) but not with (12);
- (ii) in the sparse regime ($k_n \ll n/\log(n)$), it is possible to achieve both (11) and (12).

A natural question is then: can we achieve the best of the two worlds? Is that possible to find a rescaling satisfying (11) in the dense regime and both (11) and (12) in the sparse regime? We establish in Section 3.3 that such a procedure does not exist, see Corollary 3.3. As a consequence, any procedure controlling the FDR in the dense regime is not AMO in the sparse regime. Conversely, any AMO procedure in the sparse regime is not able to control the FDR in the dense regime. This is the case in particular for the plug-in procedure $\text{BH}_\alpha(\tilde{\theta}, \tilde{\sigma})$ considered in Theorem 2.5 (ii). More formally, combining Corollary 3.3 ($\alpha = c_3/2$) and Theorem 3.2 below establishes the following result.

Corollary 2.6. *There exist numerical constants $\alpha_0 \in (0, 1/2)$ and $c > 0$ such that for any sequence $u_n \rightarrow \infty$,*

$$\liminf_n \{\mathbf{I}(\text{BH}_{\alpha_0}(\tilde{\theta}, \tilde{\sigma}), u_n n / \log(n)) - \alpha_0\} > c.$$

Second, in Section 4, we show an analogue of Theorem 2.5 when $\sigma = \sigma(P)$ is supposed to be known. Hence, the only unknown null parameter is θ and the class of rescaling is restricted to those of the form $(\hat{\theta}, \sigma)$, where $\hat{\theta}$ is an estimator of θ . We establish that the sparsity boundary is slightly modified in this case: impossibility is shown for $k_n \gg n/\log^{1/2}(n)$, while $(\tilde{\theta}, \sigma)$ is AMO for $k_n \ll n/\log^{1/2}(n)$ (Theorem 4.1). While the upper-bound part is similar to the upper-bound part of Theorem 2.5 above, the lower bound arguments have to be adapted to the case where only the location parameter is unknown. More precisely, we establish two types of lower-bounds. We first develop a lower bound valid for any multiple testing procedure (Theorem 4.2), which follows the same philosophy as the lower-bound developed in Theorem 2.5 (via Theorem 3.1). Next, we provide a refined lower bound specifically tailored to plug-in BH type procedures. Contrary to the previous lower bounds, it does not state type I error/type II error trade-offs but it establishes that uniform control of the FDR is alone already out of reach. Namely, this result shows that, on the sparsity range $k_n \gg n/\log^{1/2}(n)$, any plug-in procedure exhibits a FDP close to 1/2 and makes around $n^{3/4}$ false discoveries, this on an event of probability close to 1/2 (see Theorem 4.4). Intuitively, this comes from the fact that $\hat{\sigma} = \sigma$ is fixed to the true value and thus cannot compensate the estimation error of $\hat{\theta}$, which irremediably leads to many false discoveries in that regime.

Third, we extend our results to the case where the null distribution has a known symmetric density g with an unknown location parameter, see Section 5. Therein, we derive lower bounds in two different regimes, when k_n/n tends to zero (Theorem 5.1) and when k_n/n is of order constant (Theorem 5.2). Also, we provide a general upper bound matching the lower bounds under assumptions on g (Theorem 5.3). As expected, the sparsity boundary depends on g . For instance, for ζ -Subbotin null $g(x) = L_\zeta^{-1} e^{-|x|^\zeta/\zeta}$, $\zeta > 1$, the boundary is proved to be $k_n \asymp n/(\log(n))^{1-1/\zeta}$ (Corollary 5.4), which recovers the Gaussian case for $\zeta = 2$. For the Laplace distribution $g(x) = e^{-|x|}/2$, AMO scaling is possible as long as $k_n \ll n$ (Corollary 5.5).

Finally, we further explore the behavior of any procedure for the Laplace distribution on the boundary when k_n is of the same order as n (Proposition 5.6).

2.7.3. Confidence region for the null and applications

Our previous analysis shows that, when the sparsity is not strong enough, we cannot hope to build a procedure that mimics the properties of the oracle BH procedure. This holds in the minimax sense, that is, this impossibility is shown to be met under a least favorable configuration (see Figure 3 below). However, if the underlying distribution P is reasonably far from this distribution, it is not necessarily impossible to mimic the oracle. Hence, for some specific data sets that are not sparse, one can possibly reliably estimate the null distribution and plug a BH procedure. This raises the issue of deriving data-driven and distribution-dependent measures of the reliability of plug-in null estimation methods. This is the topic of Section 6. Our main result there is a general, non-asymptotic, confidence region for the null distribution (Theorem 6.1). The latter holds without any assumption on the sparsity and on the null distribution. It only requires an upper-bound k on the number of false nulls. This induces a goodness of fit test for any given null distribution (Corollary 6.2) or even any family of null distributions (Corollary 6.3). As shown in the vignette, for several data sets, the theoretical null $\mathcal{N}(0, 1)$ is rejected while the family of Gaussian null is accepted. This reinforces the interest in using Gaussian empirical nulls, as Efron suggested in the first place. Another application of the confidence region is a confidence set for the rejection set (or number) of the oracle BH procedure (Corollary 6.4). This result is certainly weaker than the aforementioned AMO property, but is valid for all distributions P , even those being above the boundary. It can be used to make practical recommendations: if the rejection set (or number) is fairly unchanged over the confidence region, then the user knows approximately the rejection set (or number) of the oracle. By contrast, if the empty rejection set lies in that region, the user should probably make no rejection. We suggest to visualize this phenomenon via colored/annotated confidence region (Figure 4). Finally, we underline that this region can be applied with any type of null distribution, not necessarily Gaussian, because our confidence region is nonparametric.

2.7.4. Numerical experiments

In Section A, we provide numerical experiments that illustrate our results. The simulations corroborate the theoretical findings and can be summarized as follows:

- the plug-in BH procedure used with robust estimators is mimicking the oracle for k small enough;
- it is improved by local fdr-type methods for standard alternatives. However, the latter are less robust to extreme alternatives;
- all procedures fail to mimic the oracle when k is large;
- these results are qualitatively similar under weak dependence between the measurements.

In addition, simulations are made under equi-correlation of the Y_i , $1 \leq i \leq n$, which is an elementary factor model see Fan et al. (2012). Interestingly, the methods here mimic the *conditional* true null, that is, the null distribution *conditionally* on the factor. Hence, they are able both to remove the dependence and to reduce the variance of the noise. This corroborates

previous results in the literature, see, e.g., [Efron \(2007a\)](#); [Fan et al. \(2012\)](#). In addition, this phenomenon also holds with complex real data dependencies, as we illustrate in the vignette [Roquain and Verzelen \(2020\)](#). Markedly, we also show there that this convenient property is not met when estimating the null via a classical permutation-based approach.

3. Non asymptotical bounds

3.1. Lower bound

To prove part (i) of [Theorem 2.5](#), we establish a more general, non asymptotic, impossibility result.

Theorem 3.1. *There exist numerical positive constants c_1 – c_5 such that the following holds for all $n \geq c_1$ and any $\alpha \in (0, 1)$. Consider any two positive numbers $k_1 \leq k_2$ satisfying*

$$c_2 \frac{n \log(2/\alpha)}{\log(n)} \left[1 + \log\left(\frac{k_2}{k_1}\right) \right] \leq k_2 < n/2 . \quad (14)$$

For any multiple testing procedure R such that

$$\text{FDR}(P, R) \leq c_3 , \text{ for any } P \in \mathcal{P} \text{ with } n_1(P) \leq k_2 ,$$

there exists some $P \in \mathcal{P}$ with $n_1(P) \leq k_1$ such that we have

$$\begin{aligned} \mathbb{P}_{Y \sim P}(|R(Y) \cap \mathcal{H}_1(P)| = 0) &\geq 2/5 ; \\ \mathbb{P}_{Y \sim P} \left[|BH_{\alpha/2}^* \cap \mathcal{H}_1(P)| \geq c_4 \alpha^{-1} \left\{ \frac{n}{\log n} \right\}^{1/2} \right] &\geq 1 - e^{-c_5 \alpha^{-1} \{n/\log(n)\}^{1/2}} \geq 4/5 . \end{aligned} \quad (15)$$

In particular, we have that $\mathbf{I}(R, k_2) \leq c_3$ implies $\mathbf{II}(R, k_1, \alpha/2) \geq 1/5$.

[Theorem 3.1](#) states that, for any procedure R , either the FDR is not controlled at the nominal level $\alpha \leq c_3$ for all P with $n_1(P) \leq k_2$ or that there exists a distribution P with $n_1(P) \leq k_1$ such that R does not make any correct rejection with positive probability while the oracle procedure $BH_{\alpha/2}^*$ make at least (of the order of) $\{n/\log(n)\}^{1/2}$ correct rejections with probability close to one.

Now, let us show that [Theorem 3.1](#) implies part (i) of [Theorem 2.5](#). Consider any sequence k_n with $n/2 > k_n \gg n/(\log n)$, any sequence $\eta_n \rightarrow 0$, an arbitrary sequence of procedure $(R_\alpha)_{\alpha \in (0,1)}$, and choose $\alpha = (c_3 \wedge 1)/2$. Clearly, for n large enough, the sparsity parameters $k_1 = k_2 = k_n$ satisfy the requirements of [Theorem 3.1](#) and thus, for n large, either $\mathbf{I}(R_\alpha, k_n) - \alpha > (c_3 \wedge 1)/2$ or $\mathbf{II}(R_\alpha, k_n, \alpha/2) \geq 1/5$. This entails that [\(11\)](#) and [\(12\)](#) cannot hold simultaneously.

Let us provide some high-level ideas of the proof of [Theorem 3.1](#); we refer to [Section B](#) for the details. As explained in [Section 2](#), two-group models can be viewed as random instances of our setting and it suffices to prove that no AMO procedure in this setting. Let us assume that Y_i , $1 \leq i \leq n$, are i.i.d. and have a common distribution given by the mixture density

$$h = (1 - \pi)\phi + \pi f_1, \quad (16)$$

where ϕ is the density of the standard Gaussian distribution, f_1 is the density of the alternative and $\pi \in (0, 1)$ is a prescribed proportion of signal. This density is depicted in the left panel

of Figure 3, for some specific choice of π and f_1 . Here, the alternative density looks nicely separated from the null ϕ , which indicates that the oracle procedure should typically make some rejections. By contrast, consider the situation depicted in the right panel of Figure 3, where the null density is given by $\phi_{\sigma_2}(\cdot) = \sigma_2^{-1}\phi(\cdot/\sigma_2)$ and the alternative is given by a density f_2 , concentrated near 0. In that situation, the alternative density are not well distinguishable from the null so that the oracle procedure, which “knows” what is the null distribution, makes no rejection with high probability to ensure a correct FDR control.

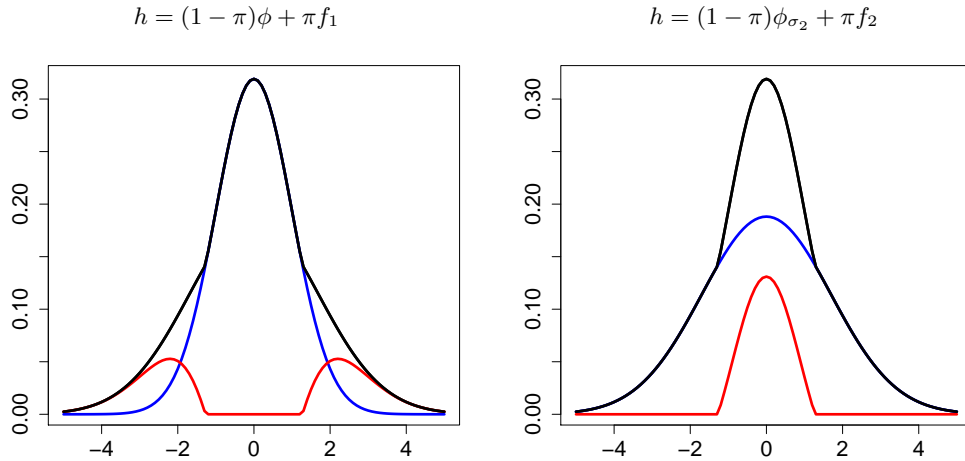


FIG 3. Left: the density h given by (16) (black), interpreted as a mixture between the null $\mathcal{N}(0, 1)$ ($(1 - \pi)\phi$ in blue) and the alternative f_1 (πf_1 in red). Right: the same h interpreted as a mixture between the null $\mathcal{N}(0, \sigma_2^2)$ ($(1 - \pi)\phi_{\sigma_2}$ in blue) and the alternative f_2 (πf_2 in red). $\pi = 1/5$, $\sigma_2^2 \approx 2.88$.

The point is that f_1 and f_2 are chosen so that the two mixture densities in the left and right panel coincide. Hence, when the data are generated by this mixture, *any data-driven procedure* cannot decipher whether the data arise from (ϕ, f_1) or (ϕ_{σ_2}, f_2) . As a result, a data-driven procedure is not able to mimic the behavior of the oracle as soon as the distribution of the rejection number of the oracle highly differs in the two situations. Quantifying precisely the latter provides a condition on the sparsity parameter $\pi = \pi_n$, namely $\pi_n \gg 1/\log(n)$, under which no AMO procedure exists.

3.2. Upper bound

In this section, we prove Part (ii) of Theorem 2.5. The following result states FDR and power oracle inequalities.

Theorem 3.2. *In the setting of Section 2, there exist universal constants $c_1, c_2 > 0$ such that the following holds for all $n \geq c_1$ and $\alpha \in (0, 0.5)$. Consider any number $k \leq 0.1n$ such that $\eta = c_2 \log(n/\alpha) ((k/n) \vee n^{-1/6}) \leq 0.05$. Then, we have*

$$\mathbf{I}(BH_\alpha(\tilde{\theta}, \tilde{\sigma}), k) \leq \alpha(1 + \eta) + e^{-n^{1/2}}; \quad (17)$$

$$\mathbf{II}(BH_\alpha(\tilde{\theta}, \tilde{\sigma}), k, \alpha(1 - \eta)) \leq e^{-n^{1/2}}. \quad (18)$$

Let us check that Theorem 3.2 implies (ii) of Theorem 2.5. If $\log(n)k_n/n$ tends to zero and $\alpha \in (1/n, 1/2)$, we have $\eta \leq 2c_2 \log(n) ((k_n/n) \vee n^{-1/6})$ which is smaller than 0.05 for n large

enough, and by (17) above and (8),

$$\sup_{\alpha \in (1/n, 1/2)} \{\mathbf{I}(\text{BH}_\alpha(\tilde{\theta}, \tilde{\sigma}), k) - \alpha\} \leq \eta + e^{-n^{1/2}},$$

which converges to 0 as n grows to infinity. This gives (11) for $(\hat{\theta}, \hat{\sigma}) = (\tilde{\theta}, \tilde{\sigma})$. Similarly,

$$\sup_{\alpha \in (1/n, 1/2)} \{\mathbf{II}(\text{BH}_\alpha(\tilde{\theta}, \tilde{\sigma}), k, \alpha(1 - \eta))\} \leq e^{-n^{1/2}} \rightarrow 0,$$

which gives (12) for $(\hat{\theta}, \hat{\sigma}) = (\tilde{\theta}, \tilde{\sigma})$ and $\eta_n = \eta$.

The proof of Theorem 3.2 is given in Section C. The general argument can be summarized as follows. Observing that the estimators $\tilde{\theta}, \tilde{\sigma}$ converge at the rate $n_1(P)/n + n^{-1/2}$ (Lemma F.1), we mainly have to quantify the impact of these errors on the FDR/TDP metrics. To show (17), we establish that the FDR metric is at worst perturbed by the estimation rate multiplied by $\log(n/\alpha)$. Here, α/n corresponds to the smallest p -value threshold of the BH procedure. This can be shown by studying how the p -value process is affected by misspecifying the scaling parameters (Lemma C.2). A difficulty stems from the fact that the FDR metric is not monotonic in the rejection set, so that specific properties of BH procedure and of the estimators $\tilde{\theta}, \tilde{\sigma}$ are required (Lemmas C.1 and C.3). The second result (18) is proved similarly, the main difference being that we need a slight decrease in the level α (Lemma C.2) of the oracle procedure BH_α^* to compare the BH thresholds $T_\alpha(\theta(P), \sigma(P))$ and $T_\alpha(\hat{\theta}, \hat{\sigma})$. This results in a level $\alpha(1 - \eta)$ instead of α in (18).

3.3. Relation between FDR and power across the boundary

Theorem 2.5 establishes that it is impossible to perform as well as the oracle BH procedure when $k_n \gg n/\log(n)$. As simultaneously controlling the FDR and power mimicking is out of reach, one may require that, at least, the FDR is controlled. Theorem 3.1, applied with $k_1 < k_2$, shows that controlling the FDR in the dense case has consequences on the relative type II risk in the sparse case. More precisely, for some $\epsilon > 0$, Condition (14) and $k_1 \leq k_2$ is satisfied for $k_2 = \log(1/\epsilon)n/\log(n)$ and $k_1 = \epsilon^{(c_2 \log(2/\alpha))^{-1}} \log(1/\epsilon)e \frac{n}{\log n}$ (for ϵ in a specific range), which entails the following result.

Corollary 3.3. *Consider the same numerical constants c_1 – c_3 as in Theorem 3.1 above. Take any $\alpha \in (0, c_3)$, any $n \geq c_1$ and fix any $\epsilon \in (n^{-1/2}; (\alpha/2)^{c_2})$. Then for any procedure R with $\mathbf{I}(R, k_2) \leq c_3$ for a sparsity $k_2 = \log(1/\epsilon)n/\log(n)$, we have $\mathbf{II}(R, k_1, \alpha/2) \geq 1/5$ for a sparsity $k_1 = \epsilon^{(c_2 \log(2/\alpha))^{-1}} \log(1/\epsilon)en/\log n$. In particular, if $n^{-1/4} < (\alpha/2)^{c_2}$, we have for any procedure R ,*

- if $\mathbf{I}(R, n/4) \leq \alpha$, then $\mathbf{II}(R, n^{1-\delta}e/4, \alpha/2) \geq 1/5$;
- if $\mathbf{II}(R, n^{1-\delta}e/4, \alpha/2) < 1/5$, then $\mathbf{I}(R, n/4) > c_3$,

where we let $\delta = 1/(4c_2 \log(2/\alpha)) > 0$.

In plain words, the above corollary entails that a procedure R controlling the FDR up to a sparsity $\log(1/\epsilon) \frac{n}{\log n}$ (that is of order larger than or equal to the boundary $n/\log(n)$ of Theorem 2.5), suffers from a power loss in a sparse setting where $n_1(P)$ is of order $\epsilon^{(c_2 \log(2/\alpha))^{-1}} \log(1/\epsilon) \frac{n}{\log n}$, for which AMO is theoretically possible (as stated in Theorem 3.2).

As ϵ decreases, R is assumed to control the FDR in denser settings and becomes over-conservative in sparser settings. The case $\epsilon = n^{-1/4}$, requiring that the FDR is controlled at the nominal level up to a sparsity $n/4$ enforces a power loss in some "easy" settings where $n_1(P)/n$ is polynomially small. In other words, if we require FDR control in the dense regime, we will pay a high power price in the "easy" regime where AMO is achievable. Conversely, any AMO procedure in sparse regime violates the FDR control in the dense regime. Corollary 2.6 formalizes this fact with the plug-in BH procedure of Theorem 3.2.

4. Known variance

This section is dedicated to the simpler case where $\sigma(P)$ is known to the statistician, so that only the mean $\theta(P)$ has to be estimated. In this setting, it turns out that the boundary for AMO is $n/\log^{1/2}(n)$ instead of $n/\log(n)$.

Theorem 4.1. *In the setting of Section 2 and according to Definition 2.2, the following holds:*

- (i) *for a sparsity k_n with $k_n \log^{1/2}(n)/n \gg 1$, there exists no (sequence of) procedure that is AMO;*
- (ii) *for a sparsity k_n with $k_n \log^{1/2}(n)/n = o(1)$, the scaling $(\tilde{\theta}, \sigma(P))$ given by (13) is AMO.*

The upper bound (ii) is proved similarly to the upper bound of Theorem 2.5, but with the weaker condition $k_n \log^{1/2}(n)/n = o(1)$. For this, one readily checks that Theorem 3.2 extends to the case where $\hat{\sigma} = \sigma(P)$ up to replacing η by $\eta = c_2 \log^{1/2}(n/\alpha) \left(\frac{n_1(P)+1}{n} + n^{-1/6} \right)$ (and possibly modifying the constants c_1 and c_2). The proofs are exactly the same, except that Lemma C.2 has to be replaced by Lemma D.3. See Section D.3 for details. Let us additionally provide here a heuristic to explain the value of the boundary. Roughly, the oracle BH procedure is equivalent to the plug-in BH procedure if the corrected observations $Y_i - \hat{\theta}$ can be compared to the Gaussian quantiles $\bar{\Phi}^{-1}(\alpha k/(2n))$ in the same way as the $Y_i - \theta$ do. Hence, the plug-in operation will mimic the oracle if

$$|\hat{\theta} - \theta| \ll \min_k \left\{ \bar{\Phi}^{-1}(\alpha k/(2n)) - \bar{\Phi}^{-1}(\alpha(k-1)/(2n)) \right\} \asymp \frac{\alpha/n}{\phi(\bar{\Phi}^{-1}(\alpha/n))},$$

which leads to $k/n \ll 1/\log^{1/2} n$, by using the standard properties on the Gaussian tail distribution (Section G) and the estimation rate of $\tilde{\theta}$ (Section F.1).

In the remainder of this section, we focus on the impossibility results. We first establish in Theorem 4.2 the counterpart of Theorem 3.1. This lower bound is valid non asymptotically and for arbitrary testing procedures. Next, we provide a sharper lower bound for plug-in procedures.

4.1. Lower bound for a general procedure

Theorem 4.2. *There exist numerical positive constants c_1 – c_5 such that the following holds for all $n \geq c_1$ and any $\alpha \in (0, 1)$. Consider two positive numbers $k_1 \leq k_2$ satisfying*

$$c_2 \frac{n \log(2/\alpha)}{\log^{1/2}(n)} \left\{ 1 + \log \left(\frac{k_2}{k_1} \right) \right\}^{1/2} \leq k_2 < n/2, \quad (19)$$

For any multiple testing procedure R satisfying

$$FDR(P, R) \leq c_3, \text{ for any } P \in \mathcal{P} \text{ with } n_1(P) \leq k_2,$$

there exists some $P \in \mathcal{P}$ with $n_1(P) \leq k_1$ such that we have

$$\begin{aligned} \mathbb{P}_{Y \sim P}(|R(Y) \cap \mathcal{H}_1(P)| = 0) &\geq 2/5; \\ \mathbb{P}_{Y \sim P} \left[|BH_{\alpha/2}^* \cap \mathcal{H}_1(P)| \geq c_4 \alpha^{-1} \left\{ \frac{n}{\log n} \right\}^{1/2} \right] &\geq 1 - e^{-c_5 \alpha^{-1} \{n/\log(n)\}^{1/2}} \geq 4/5. \end{aligned} \quad (20)$$

In particular, we have that $\mathbf{I}(R, k_2) \leq c_3$ implies $\mathbf{II}(R, k_1, \alpha/2) \geq 1/5$.

This result is qualitatively similar to Theorem 3.1, up to the change the boundary condition (14) into (19). Taking $k_1 = k_2 = k_n \gg n/\log^{1/2}(n)$, we deduce part (i) of Theorem 4.1.

As in Section 3.3, we also deduce from Theorem 4.2 that no procedure R can simultaneously control the FDR at the nominal level up to some $k_n \gg n/\log^{1/2}(n)$ while being also AMO for all sequences $k_n \ll n/\log^{1/2}(n)$.

Corollary 4.3. *Consider the same numerical constants c_1 – c_5 as in Theorem 4.2 above. Take any $\alpha \in (0, c_3)$, any $n \geq c_1$ and fix any $\epsilon \in (n^{-1/4}, (\alpha/2)^{c_2} e^{-(c_2 \log(2/\alpha))^2})$. Then for any procedure R with $\mathbf{I}(R, k_2) \leq c_3$ for a sparsity $k_2 = \log^{1/2}(1/\epsilon) \frac{n}{\log^{1/2} n}$, we have $\mathbf{II}(R, k_1, \alpha/2) \geq 1/5$ for a sparsity $k_1 = \epsilon^{(c_2 \log(2/\alpha))^{-2}} \log^{1/2}(1/\epsilon) e \frac{n}{\log^{1/2} n}$. In particular, if $n^{-1/16} < (\alpha/2)^{c_2} e^{-(c_2 \log(2/\alpha))^2}$, we have for any procedure R ,*

- if $\mathbf{I}(R, n/4) \leq \alpha$, then $\mathbf{II}(R, n^{1-\delta} e/4, \alpha/2) \geq 1/5$;
- if $\mathbf{II}(R, n^{1-\delta} e/4, \alpha/2) < 1/5$ then $\mathbf{I}(R, n/4) > c_3$,

where we let $\delta = 1/(16c_2^2 \log^2(2/\alpha)) > 0$.

4.2. Lower bound for plug-in procedures

In the previous section, we established an impossibility result for all multiple testing procedures R . In this section, we turn our attention to the special case of plug-in procedures $BH_\alpha(\hat{\theta}, \sigma(P))$ where $\hat{\theta}$ is any estimator of $\theta(P)$.

Theorem 4.4. *There exist positive numerical constants c_1 – c_3 such that the following holds for all $\alpha \in (0, 1)$, all $n \geq N(\alpha)$, any estimator $\hat{\theta}$, and all k satisfying*

$$c_1 \frac{n \log(2/\alpha)}{\log^{1/2}(n)} \leq k < \frac{n}{2}. \quad (21)$$

There exists $P \in \mathcal{P}$ with $n_1(P) \leq k$ and an event Ω of probability higher than $1/2 - c_2/n$ such that, on Ω , the plug-in procedure $BH_\alpha(Y; \hat{\theta}, \sigma(P))$ satisfies both

$$\begin{aligned} |BH_\alpha(Y; \hat{\theta}, \sigma(P)) \cap \mathcal{H}_0(P)| &\geq 0.5n^{3/4}; \\ FDP(P, BH_\alpha(Y; \hat{\theta}, \sigma(P))) &\geq \frac{1}{2 + c_3 n^{-1/5}}. \end{aligned} \quad (22)$$

This theorem enforces that no plug-in procedure $BH_\alpha(Y; \hat{\theta}, \sigma(P))$ is able to control the FDR at the nominal level in dense settings ($k_n \gg n/\log^{1/2}(n)$). In fact, the FDP of plug-in

procedures $\text{BH}_\alpha(Y; \hat{\theta}, \sigma(P))$ is even shown to be at least of the order of $1/2$ with probability close to $1/2$. On the same event, the plug-in procedure $\text{BH}_\alpha(Y; \hat{\theta}, \sigma(P))$ makes many false rejections. This statement is much stronger than the one of Theorem 4.2 (in the case $k_1 = k_2$).

In contrast to the previous lower bounds, the proof of Theorem 4.4 relies on a tighter control of the shifted p -value process and quantifies its impact on the BH threshold.

5. Extension to general location models

In this section, we generalize our approach to the case where the null distribution is not necessarily Gaussian. For simplicity, we focus here on the location model. Let \mathcal{G} denote the collection of densities on \mathbb{R} that are symmetric, continuous and non-increasing on \mathbb{R}_+ . Given any $g \in \mathcal{G}$, we extend the setting of Section 2, by now assuming that $P = \otimes_{i=1}^n P_i$ belongs to the collection \mathcal{P}_g of all distributions on \mathbb{R}^n satisfying

$$\text{there exists } \theta \in \mathbb{R} \text{ such that } |\{i \in \{1, \dots, n\} : P_i \text{ has density } g(\cdot - \theta)\}| > n/2. \quad (23)$$

In other words, we assume that there exists θ such that at least half of the P_i 's have for density $g(\cdot - \theta)$. Such θ is therefore uniquely defined from P , and we denote it again by $\theta(P)$. The testing problem becomes

$$H_{0,i} : "P_i \sim g(\cdot - \theta(P))" \text{ against } H_{1,i} : "P_i \not\sim g(\cdot - \theta(P))", \text{ for all } 1 \leq i \leq n.$$

The rescaled p -values are now defined by

$$p_i(u) = 2\bar{G}(|Y_i - u|), \quad u \in \mathbb{R}, \quad 1 \leq i \leq n, \quad (24)$$

where $\bar{G}(y) = \int_y^{+\infty} g(x)dx$, $y \in \mathbb{R}$. The oracle p -values are given by $p_i^* = 2\bar{G}(|Y_i - \theta(P)|)$, $1 \leq i \leq n$. The BH procedure at level α using p -values $p_i(u)$, $1 \leq i \leq m$, is denoted $\text{BH}_\alpha(u)$, whereas the oracle version is still denoted BH_α^* .

For a given sparsity sequence $k_n \in [1, n/2)$, the sequence of procedure $R = (R_\alpha)_{\alpha \in (0,1)}$ is said to be AMO if there exists a positive sequence $\eta_m \rightarrow 0$ such that

$$\limsup_n \sup_{\alpha \in (1/n, 1/2)} \{\mathbf{I}_g(R_\alpha, k_n) - \alpha\} \leq 0; \quad (25)$$

$$\lim_n \sup_{\alpha \in (1/n, 1/2)} \{\mathbf{II}_g(R_\alpha, k_n, \alpha(1 - \eta_m))\} = 0, \quad (26)$$

where $\mathbf{I}_g(\cdot)$ and $\mathbf{II}_g(\cdot)$ are respectively defined as (9) and (10), except that \mathcal{P} is replaced by \mathcal{P}_g therein. Similarly, for any sequence of estimators $\hat{\theta}$ of $\theta(P)$, the rescaling $\hat{\theta}$ is said to be AMO if $(R_\alpha)_{\alpha \in (0,1)} = (\text{BH}_\alpha(\hat{\theta}))_{\alpha \in (0,1)}$ is AMO.

5.1. Lower bounds

We first state two conditions under which (25) and (26) cannot hold together.

Theorem 5.1. *Consider any $g \in \mathcal{G}$. There exist numerical positive constants c_1 and c_2 and a constant c_g (only depending on g) such that the following holds for all $n > 2k \geq c_1$ and any $\alpha \in (0, 1/2)$. Assume that*

$$\frac{k}{nc_g} \geq \min_{t \in [\frac{\alpha}{2n}; \frac{\alpha}{12}]} \left[\overline{G}^{-1} \left(\frac{t}{2} \right) - \overline{G}^{-1} \left(\frac{12t}{\alpha} \right) \right], \quad (27)$$

and consider

$$t_0 = \max \left\{ t \in \left[\frac{\alpha}{2n}; \frac{\alpha}{12} \right] \text{ s.t. } \overline{G}^{-1} \left(\frac{t}{2} \right) - \overline{G}^{-1} \left(\frac{12t}{\alpha} \right) \leq \frac{k}{nc_g} \right\}.$$

For any multiple testing procedure R satisfying

$$\text{FDR}(P, R) \leq \frac{1}{5}, \text{ for all } P \in \mathcal{P}_g \text{ with } n_1(P) \leq k,$$

there exists some $P \in \mathcal{P}_g$ with $n_1(P) \leq k$ such that we have

$$\begin{aligned} \mathbb{P}_{Y \sim P}(|R(Y) \cap \mathcal{H}_1(P)| = 0) &\geq 2/5; \\ \mathbb{P}_{Y \sim P} \left[|BH_{\alpha/2}^* \cap \mathcal{H}_1(P)| \geq \frac{2nt_0}{\alpha} \right] &\geq 1 - e^{-c_2 \alpha^{-1} nt_0}. \end{aligned} \quad (28)$$

In particular, $\mathbf{I}_g(R, k) \leq 1/5$ implies $\mathbf{II}_g(R, k, \alpha/2) \geq 2/5 - e^{-c_2 \alpha^{-1} nt_0}$.

A consequence of Theorem 5.1 is that, for some sparsity sequence k_n , if for all $n > 2k_n \geq c_1$, Condition (27) holds with $e^{-c_2 nt_0} \leq 1/5$, it is not possible to achieve any AMO procedure in the sense defined above. Interestingly, Condition (27) depends on the variations of $\overline{G}^{-1}(t)$ for small $t > 0$. Taking $g = \phi$ and $t = 1/\{n \log(n)\}^{1/2}$ and using the relations stated in Lemma G.2, we recover Theorem 4.2 (case $k_1 = k_2$) obtained in the Gaussian location model and the corresponding sharp condition $k \gg n/\{\log(n)\}^{1/2}$.

Now consider the Laplace function $g(x) = e^{-|x|}/2$, so that $\overline{G}^{-1}(t) = \log(1/(2t))$. Then Condition (27) cannot be guaranteed even when k/n is of the order of a constant. More generally, Theorem 5.1 is silent for any g such that $\min_{t \in [\frac{\alpha}{2n}; \frac{\alpha}{12}]} [\overline{G}^{-1}(\frac{t}{2}) - \overline{G}^{-1}(\frac{12t}{\alpha})]$ is of the order of a constant.

The next result is dedicated to this case. Remember that, when $k/n \geq 1/2$, $\theta(P)$ is not identifiable. We show that there exists a threshold $\pi_\alpha < 1/2$, such that deriving a AMO scaling is impossible when k/n belongs to the region $(\pi_\alpha, 1/2)$. Markedly, π_α does not depend on g . For $\alpha \in (0, 1)$, it is defined by

$$\pi_\alpha = \frac{\sqrt{(1-\alpha)} - (1-\alpha)}{\alpha} \in (0, 1/2). \quad (29)$$

Theorem 5.2. *Consider any $\alpha \in (0, 1)$ and π_α given by (29). There exist a positive constant c_α (only depending on α) such that following holds for any $\bar{\pi} \in (\pi_\alpha, 1/2)$, any $g \in \mathcal{G}$ and n larger than a constant depending on α and $\bar{\pi}$. For any multiple testing procedure R satisfying*

$$\text{FDR}(P, R) \leq 1/4, \text{ for all } P \in \mathcal{P}_g \text{ and } n_1(P) \leq \bar{\pi}n,$$

there exists $P \in \mathcal{P}_g$ with $n_1(P) \leq \bar{\pi}n$ such that we have

$$\begin{aligned} \mathbb{P}_{Y \sim P}(|R(Y)| = 0) &\geq 1/3; \\ \mathbb{P}_{Y \sim P} \left[|BH_\alpha^* \cap \mathcal{H}_1(P)| \geq n \frac{\bar{\pi}}{4} \right] &\geq 1 - 10e^{-c_\alpha n (\bar{\pi} - \pi_\alpha)^2} \geq 3/4. \end{aligned} \quad (30)$$

In particular, $\mathbf{I}_g(R, \bar{\pi}n) \leq 1/4$ implies $\mathbf{II}_g(R, \bar{\pi}n, \alpha) \geq 1/12$.

To illustrate the above result, take $\alpha \in (0, 1/4]$ and $\bar{\pi} \in (\pi_\alpha, 1/2)$. Applying the above result for $\alpha' < \alpha$ with $\pi_{\alpha'} < \bar{\pi}$, we obtain that, for any procedure R with $\mathbf{I}_g(R, \bar{\pi}n) \leq \alpha$, we have $\mathbf{II}_g(R, \bar{\pi}n, \alpha') \geq 1/12$. In particular, this shows that there exists no AMO scaling in the regime $k_n = n\bar{\pi}$, for $\bar{\pi} \in (\pi_\alpha, 1/2)$. In addition, this holds uniformly over all g in the class \mathcal{G} .

5.2. Upper bound

Since any $g \in \mathcal{G}$ is symmetric and puts a mass around “0”, $\theta(P)$ also corresponds to the median of the null distribution. We consider, again, $\tilde{\theta} = Y_{\lceil n/2 \rceil}$ as the estimator of $\theta(P)$ and plug it into BH to build $\text{BH}_\alpha(\tilde{\theta})$. The following result holds.

Theorem 5.3. *Consider any $g \in \mathcal{G}$. There exist constants $c_1(g), c_2(g) > 0$ only depending on g such that the following holds for all $n \geq c_1(g)$ and $\alpha \in (0, 0.5)$. Consider an integer $k \leq 0.1n$ such that*

$$\eta = c_2(g) \left((k/n) \vee n^{-1/6} \right) \max_{t \in [0.95\alpha/n, \alpha]} \left\{ \frac{1}{\bar{G}^{-1}(t/2) - \bar{G}^{-1}(t)} \frac{g(\bar{G}^{-1}(t))}{g(\bar{G}^{-1}(t/2))} \right\} \leq 0.05. \quad (31)$$

Then, we have

$$\mathbf{I}_g(\text{BH}_\alpha(\tilde{\theta}), k) \leq \alpha(1 + \eta) + e^{-n^{1/2}}; \quad (32)$$

$$\mathbf{II}_g(\text{BH}_\alpha(\tilde{\theta}), k, \alpha(1 - \eta)) \leq e^{-n^{1/2}}. \quad (33)$$

If we consider any asymptotic setting where η in (31) converges to 0, then it follows from the above theorem that $\tilde{\theta}$ is a AMO scaling.

Comparing (27) of the lower bound in the previous section with (31), we observe that those are matching up to the term

$$\max_{t \in [0.95\alpha/n, \alpha]} \left\{ \frac{g(\bar{G}^{-1}(t))}{g(\bar{G}^{-1}(t/2))} \right\}.$$

The latter is of the order of a constant for the Subbotin-Laplace cases as illustrated below.

5.3. Application to Subbotin distributions

We now apply our general results to the class of Subbotin distributions.

Corollary 5.4. *Consider the location Subbotin null model for which $g(x) = L_\zeta^{-1} e^{-|x|^\zeta/\zeta}$, for some fixed $\zeta > 1$ and the normalization constant $L_\zeta = 2\Gamma(1/\zeta)\zeta^{1/\zeta-1}$. Then*

(i) *for a sparsity $k_n \gg n/(\log(n))^{1-1/\zeta}$, there exists no (sequence of) procedure that is AMO.*

(ii) *for a sparsity $k_n \ll n/(\log(n))^{1-1/\zeta}$, the scaling $\tilde{\theta} = Y_{\lceil n/2 \rceil}$ is AMO.*

Corollary 5.5. *Let us consider the Laplace density $g(x) = 0.5 e^{-|x|}$. Then for a sparsity $k_n \ll n$, the scaling $\tilde{\theta} = Y_{\lceil n/2 \rceil}$ is AMO.*

5.4. An additional result for the Laplace location model

Our general theory implies that, in the Laplace location model, an AMO scaling is possible when $k_n \ll n$ (Corollary 5.5) and is impossible if $\liminf k_n/n > \pi_\alpha$ (Theorem 5.2). However, it is silent when k_n/n converges to a small constant $\pi \in (0, 1)$. In this section, we investigate the scaling problem in this regime. We establish that AMO scaling is impossible and that one needs to incur a small but yet non negligible loss. Define, for any $\alpha \in (0, 1)$,

$$\pi_\alpha^* = \frac{1 - \sqrt{\alpha}}{2 - \sqrt{\alpha}} \in (\pi_\alpha, 1/2) . \quad (34)$$

Proposition 5.6 (Lower Bound for the Laplace distribution). *There exists a positive and increasing function $\zeta : (0, 1/2) \mapsto \mathbb{R}_+$ with $\lim_{1/2} \zeta = +\infty$ such that the following holds for any $\alpha \in (0, 1)$, any $\bar{\pi} < \pi_\alpha^*$ and for any n larger than a constant depending only on α and $\bar{\pi}$. For any procedure R satisfying*

$$\text{FDR}[P, R] \leq \alpha n_0(P)/n, \text{ for all } P \in \mathcal{P}_g \text{ with } n_1(P) \leq \bar{\pi} n ,$$

there exists a distribution $P \in \mathcal{P}_g$ with $n_1(P) \leq \bar{\pi} n$ such that

$$\mathbb{P}_{Y \sim P}[|BH_\alpha^*| > 0] - \mathbb{P}_{Y \sim P}[|R(Y)| > 0] \geq \alpha \zeta(\bar{\pi}) - c_{\bar{\pi}} n^{-1/3} ,$$

where $c_{\bar{\pi}}$ only depends on $\bar{\pi}$.

Recall that, for any distribution P , the FDR of BH_α^* is equal to $\alpha n_0(P)/n$, see (8). Hence, the above proposition states that any procedure achieving the same FDR bound as the oracle procedure is strictly more conservative than the oracle, in the sense that $\mathbb{P}_{Y \sim P}[|BH_\alpha^*| > 0, |R(Y)| = 0] \geq \alpha \zeta(\bar{\pi}) + o(1) > 0$. In addition, the amplitude of $\alpha \zeta(\bar{\pi})$ is increasing with $\bar{\pi}$, which is expected. Also, the assumption $\bar{\pi} < \pi_\alpha^*$ is technical. In particular, we can easily prove that, for larger $\bar{\pi}$, the result remains true by replacing $\zeta(\bar{\pi})$ by $\zeta(\bar{\pi} \wedge \pi_\alpha^*)$.

Remark 5.7. *On the feasibility side, we can show that in the regime where $n_1(P)/n$ converges to a small constant, the plug-in BH procedure at level α is yet not AMO, but is comparable to oracle BH procedures with modified nominal levels $\alpha' \neq \alpha$. Recall that $p_i(u) = 2\bar{G}(|Y_i - u|) = e^{-|Y_i - u|}$ and $p_i^* = e^{-|Y_i - \theta(P)|}$. As a consequence, given an estimator $\hat{\theta}$, the ratio $p_i(\hat{\theta})/p_i^*$ belongs to $[e^{-|\hat{\theta} - \theta(P)|}; e^{|\hat{\theta} - \theta(P)|}]$. Assuming that $\alpha e^{|\hat{\theta} - \theta(P)|} < 1$, it follows from the definition of $BH_\alpha(u)$ that*

$$BH_{\alpha e^{-|\hat{\theta} - \theta(P)|}}^* \subset BH_\alpha(\hat{\theta}) \subset BH_{\alpha e^{|\hat{\theta} - \theta(P)|}}^* .$$

As a consequence, as long as $|\hat{\theta} - \theta(P)| \leq \log(1/\alpha)$, $BH_\alpha(\hat{\theta})$ is sandwiched between two oracle BH procedures with modified type I errors. As an example, the median estimator $\hat{\theta} = Y_{\lceil n/2 \rceil}$ satisfies $|\hat{\theta} - \theta| \leq cn_1(P)/n$ with high probability when $n_1(P)/n$ is small enough (see the proof of Theorem 5.3). As a consequence, with high probability, we have

$$BH_{\alpha e^{-cn_1(P)/n}}^* \subset BH_\alpha(\hat{\theta}) \subset BH_{\alpha e^{cn_1(P)/n}}^* .$$

Conversely, Proposition 5.6 entails that no multiple testing procedure can be sandwiched by oracle procedures with level $\alpha(1 - o(1))$ and $\alpha(1 + o(1))$.

6. Confidence region for the null and applications

In this section, we tackle the issue of building a confidence superset on the possible null distribution(s) for P , which has not been considered yet in the literature to the best of our knowledge.

6.1. A confidence region for the null

We come back to the general Huber model described in Section 2, although we do not assume that the null distribution is necessarily Gaussian. That is, the observations Y_i , $1 \leq i \leq n$ are only assumed to be independent. Their respective c.d.f.'s are denoted by F_i , $1 \leq i \leq n$, and we let

$$\mathcal{F}_{0,k}(P) = \{F_0 \text{ c.d.f.} : |\{i \in \{1, \dots, n\} : F_i = F_0\}| \geq n - k\} \quad (35)$$

the set of all plausible null c.d.f.'s for P , for some prescribed, known, maximum amount of contaminated marginals $k \in [0, n - 1]$. As before, if $k < n/2$, the set $\mathcal{F}_{0,k}(P)$ is of cardinal at most 1. Otherwise, several null c.d.f.'s are possible for P .

Our inference is based on the empirical c.d.f. \widehat{F}_n of the sample Y : the idea is that for any $F_0 \in \mathcal{F}_{0,k}(P)$, the function $(\widehat{F}_n - (1 - k/n)F_0)/(k/n)$ should be close to be a c.d.f., which induces some constraints. This idea bears similarities with the existing literature, in particular with [Genovese and Wasserman \(2004\)](#), that derived confidence interval for the proportion of signal when the true null is known and uniform.

For some $\alpha \in (0, 1)$, let us denote

$$\mathcal{F}_{1-\alpha}(Y) = \left\{ F_0 \text{ c.d.f.} : \forall j \in \{0, \dots, n\}, \widehat{a}_n(j; F_0) \leq \widehat{b}_n(j; F_0) \right\}; \quad (36)$$

$$\widehat{a}_n(j; F_0) = 0 \vee \frac{\max_{0 \leq \ell \leq j} \{ \ell/n - (1 - k/n)F_0(Y_{(\ell)}) \} - c_{n,\alpha}}{k/n}; \quad (37)$$

$$\widehat{b}_n(j; F_0) = 1 \wedge \frac{\min_{j \leq \ell \leq n} \{ \ell/n - (1 - k/n)F_0(Y_{(\ell+1)}^-) \} + c_{n,\alpha}}{k/n}, \quad (38)$$

where $c_{n,\alpha} = \{-(1 - k/n) \log(\alpha/2)/(2n)\}^{1/2}$, $F_0(y^-) = \lim_{x \rightarrow y^-} F_0(x)$ and $Y_{(1)} \leq \dots \leq Y_{(n)}$ denote the order statistics ($Y_{(0)} = -\infty$, $Y_{(n+1)} = +\infty$) of the observed sample (Y_i , $1 \leq i \leq n$). Note that all these quantities depend on k , but we have omitted it in the notation for short. The following result holds.

Theorem 6.1. *For a given sparsity parameter $k \in [0, n - 1]$, the region $\mathcal{F}_{1-\alpha}(Y)$ defined by (36) is a $(1 - \alpha)$ -confidence superset of the set $\mathcal{F}_{0,k}(P)$ (35) of possible nulls for P with at most k contaminations, in the following sense:*

$$\mathbb{P}(\mathcal{F}_{0,k}(P) \subset \mathcal{F}_{1-\alpha}(Y)) \geq 1 - \alpha.$$

Compared to our previous results, this result is less demanding on the sparsity parameter: it only assumes $n_1(P) \leq k$ and not that $n_1(P)/n$ tends to zero at some rate. In particular, it goes beyond the worst-case boundary effect delineates in our main results. Also, it is non parametric, and usable in combination with any possible modeling for the null.

6.2. Application 1: a goodness of fit test for a given null distribution

Considering any known c.d.f. F_0 , the confidence region derived in Theorem 6.1 provides a way to test the null hypothesis $H'_0 : "F_0 \in \mathcal{F}_{0,k}(P)"$, that is, " F_0 is a plausible null c.d.f. for P with at most k contaminations".

Corollary 6.2. *Consider $k \in [0, n-1]$ and the sets $\mathcal{F}_{1-\alpha}(Y)$ (36) and $\mathcal{F}_{0,k}(P)$ (35). Consider any c.d.f. F_0 . Then the test rejecting the null hypothesis $H'_0 : "F_0 \in \mathcal{F}_{0,k}(P)"$ whenever $F_0 \notin \mathcal{F}_{1-\alpha}(Y)$, that is, if there exists $j \in \{0, \dots, n\}$, such that $\widehat{a}_n(j; F_0) > \widehat{b}_n(j; F_0)$, is of level α .*

Since for any $F_0 \in \mathcal{F}_{0,k}(P)$, $\mathbb{P}(F_0 \notin \mathcal{F}_{1-\alpha}(Y)) \leq 1 - \mathbb{P}(\mathcal{F}_{0,k}(P) \subset \mathcal{F}_{1-\alpha}(Y))$, the proof is straightforward from Theorem 6.1. In particular, this test can be used to test whether the *theoretical* null distribution $\mathcal{N}(0, 1)$ is suitable for some data set, given some maximum proportion of contaminations, say $k/n = 10\%$. As shown in the vignette [Roquain and Verzelen \(2020\)](#), this test rejects H'_0 for many data sets.

Next, we can also build a goodness of fit test of level α for a family $(F_{0,\vartheta})_{\vartheta \in \Theta}$ of null c.d.f.'s. This corresponds to consider the null hypothesis $H''_0 : "\exists \vartheta \in \Theta : F_{0,\vartheta} \in \mathcal{F}_{0,k}(P)"$, that is, "in the family $(F_{0,\vartheta})_{\vartheta \in \Theta}$ there is at least a plausible null c.d.f. for P with at most k contaminations".

Corollary 6.3. *Consider $k \in [0, n-1]$ and the sets $\mathcal{F}_{1-\alpha}(Y)$ (36) and $\mathcal{F}_{0,k}(P)$ (35). Consider any family of c.d.f.'s $(F_{0,\vartheta})_{\vartheta \in \Theta}$. Then the test rejecting the null hypothesis $H''_0 : "\exists \vartheta \in \Theta : F_{0,\vartheta} \in \mathcal{F}_{0,k}(P)"$ whenever $\forall \vartheta \in \Theta, F_{0,\vartheta} \notin \mathcal{F}_{1-\alpha}(Y)$, that is, if the confidence region does not contains any null distribution of the family, is of level α .*

Since for any $\vartheta_0 \in \Theta$, with $F_{0,\vartheta_0} \in \mathcal{F}_{0,k}(P)$, we have $\mathbb{P}(\forall \vartheta \in \Theta, F_{0,\vartheta} \notin \mathcal{F}_{1-\alpha}(Y)) \leq \mathbb{P}(F_{0,\vartheta_0} \notin \mathcal{F}_{1-\alpha}(Y)) \leq 1 - \mathbb{P}(\mathcal{F}_{0,k}(P) \subset \mathcal{F}_{1-\alpha}(Y))$, the proof is straightforward from Theorem 6.1. As typical instance, this can be used to build a goodness of fit test to the family of Gaussian null distribution with arbitrary scaling. Interestingly, this test never rejects this null hypothesis for the data sets used in the vignette, which shows that considering Gaussian null can be suitable for these data.

The two aforementioned tests provide a way to validate Efron's paradigm who discarded the theoretical null $\mathcal{N}(0, 1)$, while still using empirical Gaussian nulls.

6.3. Application 2: a reliability indicator for empirical null procedures

For simplicity, let us focus on the case of Gaussian null distributions as in the setting of Section 2, for which $k < n/2$. The confidence region derived in Theorem 6.1 induces a confidence region for the true scaling $(\theta(P), \sigma(P))$ given by

$$\mathcal{S}_{k,\alpha} = \left\{ (\theta, \sigma) \in \mathbb{R} \times (0, \infty) : \forall j \in \{0, \dots, n\}, \widehat{a}_n(j; \Phi((\cdot - \theta)/\sigma)) \leq \widehat{b}_n(j; \Phi((\cdot - \theta)/\sigma)) \right\}. \quad (39)$$

Corollary 6.4. *Consider the setting of Section 2. Provided that $n_1(P) \leq k$, the set $\mathcal{S}_{k,\alpha}$ is a $(1 - \alpha)$ -confidence region for the true scaling $(\theta(P), \sigma(P))$. In particular, with probability at least $1 - \alpha$, the oracle BH procedure is one of the procedures $BH_\alpha(u, s)$, $(u, s) \in \mathcal{S}_{k,\alpha}$.*

Corollary 6.4 indicates a way to guess the rejection set of the oracle BH procedure, by inspecting how the rejection set of the procedure $BH_\alpha(u, s)$ varies across the values (u, s) in

the region $\mathcal{S}_{k,\alpha}$. This suggests practical recommendations to assess the reliability of the BH plug-in procedure. Typically, for “stable” rejection sets, the plug-in BH procedure $\text{BH}_\alpha(\tilde{\theta}, \tilde{\sigma})$ can be used, while for “variable” rejection sets, only null hypotheses belonging to all rejection sets of the procedures $\text{BH}_\alpha(u, s)$, $(u, s) \in \mathcal{S}_{k,\alpha}$ can be safely rejected.

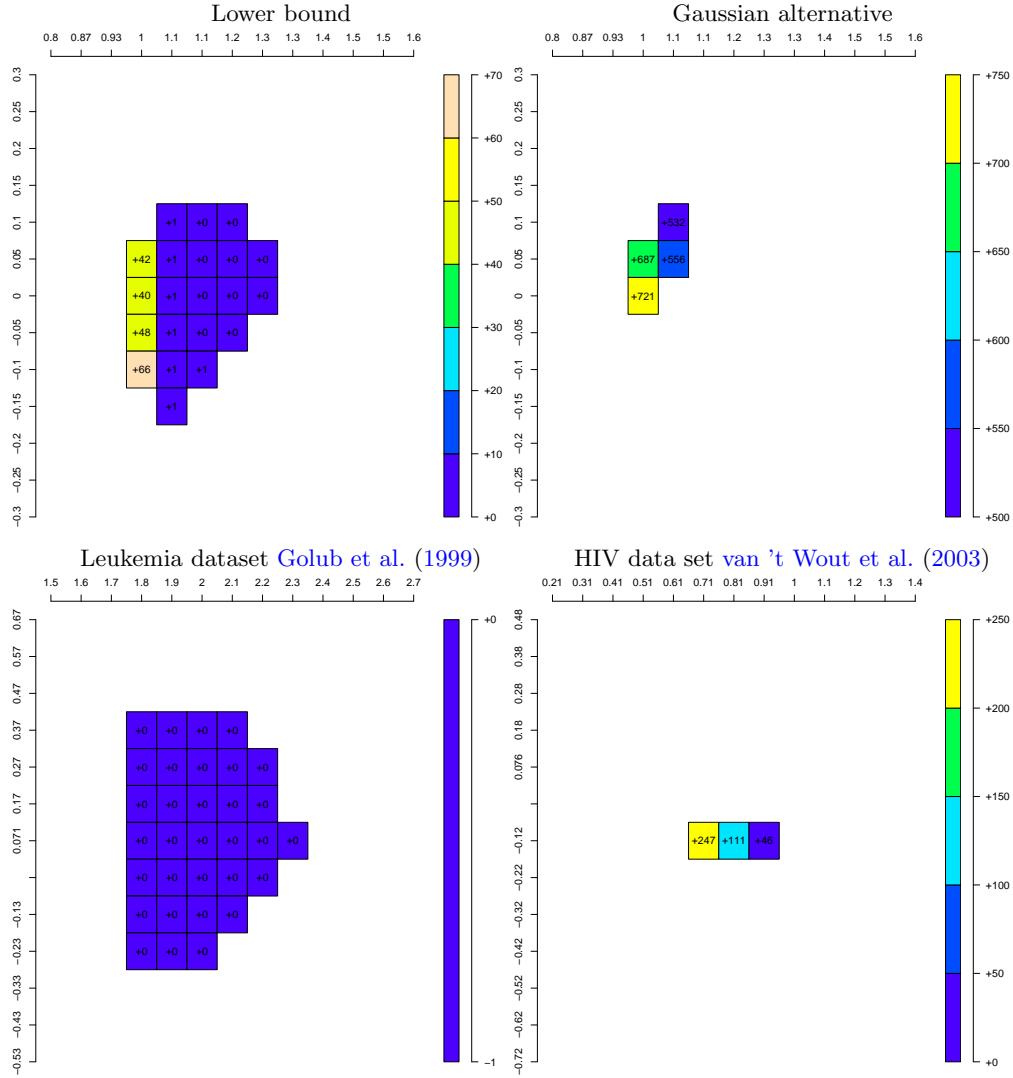


FIG 4. Plot of the confidence region $\mathcal{S}_{k,\alpha}$ (39) for $\alpha = 0.1$, $k/n = 0.1$, in the Gaussian Huber model. Top: two simulated data sets with $n = 10\,000$. Bottom: the two real data sets Golub et al. (1999) (bottom-left) and van't Wout et al. (2003) (bottom right) for which $n = 3051$ and $n = 7680$, respectively. In each pixel of the region, the depicted number is the rejection number of the plug-in BH procedure at level $\alpha = 0.1$ using the corresponding scaling. More details are given in the text. The bottom panels are reproducible from the vignette Roquain and Verzelen (2020).

As an illustration, we have displayed the obtained region $\mathcal{S}_{k,\alpha}$ (39) (colored area) in Figure 4 for different data sets. Also, in each point of this area, we have added the number of rejections of the plug-in BH procedure using the corresponding null (here, only the rejection number is reported for short). The two top ones corresponds to simulated observations (only 1 run each time). In the “lower bound” setting, the null is $\mathcal{N}(0, \sigma^2)$ and the alternative density is

$\frac{0.9}{0.1} [\phi - \phi(\cdot/\sigma)/\sigma]_+$, which gives $\sigma \approx 1.26$. The region is wide in this setting and contains the true null $\mathcal{N}(0, \sigma^2)$ (no rejection for the plug-in BH procedure) but also the erroneous null $\mathcal{N}(0, 1)$ (some rejections for the plug-in BH procedure). This is in accordance with the special shape of the lower bound, as discussed in Section 3.1. By contrast, in the ‘‘Gaussian alternative’’ setting, the null is $\mathcal{N}(0, 1)$ and the alternative is $\mathcal{N}(3, 1)$. The region looks much more narrowed and contains only scalings for which the corresponding plug-in BH procedures make many findings. Since the user knows that the oracle BH procedure is one of these procedures (with high probability, see Corollary 6.4), but could be any of these procedures, the plot indicates that the user should better make no rejection in the top-left situation, while make some rejections (at least 532) in the top-right situation.

The bottom panels in Figure 4 display the region for two classical real data sets. For the leukemia data set, the region contains scalings for which the plug-in BH procedure makes no rejection (this turns out to be true for all of them). Hence, declaring any variable as significant can be foolhardy for this data set. By contrast, for the HIV data set, there is evidence that the oracle BH procedure is able to reject some variables there, and using the plug-in BH procedure can be legitimately used in that case.

Finally, note that the indicator displayed in the region concerns plug-in BH procedures. However, depending on the aim of the practitioner, it could be any other classical procedures using a prescribed null. We also underline that the above analysis can be done with any null family $(F_{0,\vartheta})_{\vartheta \in \Theta}$, not necessarily Gaussian. The $(1 - \alpha)$ -confidence region for the true null parameter(s) $\vartheta(P)$ is then replaced by

$$\Theta_{k,\alpha} = \left\{ \vartheta \in \Theta : \forall j \in \{0, \dots, n\}, \widehat{a}_n(j; F_{0,\vartheta}) \leq \widehat{b}_n(j; F_{0,\vartheta}) \right\}.$$

7. Discussion

Elaborating upon Efron’s problem, we have presented a general theory to assess whether one can estimate the null and use it into a plug-in BH procedure, while keeping properties similar to the oracle BH procedure in terms of FDP and TDP. As expected, the sparsity parameter k played a central role, and matching lower bounds and upper bounds were established. The obtained sparsity boundaries were shown to depend i) on the fact that the null variance is known or not and ii) on the variations of the quantile function of the null distribution. We eventually went beyond the worst case analysis by designing a confidence region for the null distribution, that is valid for any possible null, and that only relies on an independence assumption, together with some known upper bound on the signal proportion. This led to goodness of fit tests for null distributions and a visualization method for assessing the reliability of empirical null procedures that are both useful for a practical use. This is illustrated in detail in the vignette [Roquain and Verzelen \(2020\)](#).

This work paves the way for several extensions. First, one direction is to investigate the sparsity boundary when the model is reduced, e.g., by considering more constrained alternatives. A first hint has been given for one-sided alternatives in [Carpentier et al. \(2018\)](#), where both a uniform FDR control and power results can be achieved in dense settings, e.g., $k = n/2$ (say), which is markedly different from what we obtained here. In future work, many more structured setting can be considered, e.g., decreasing alternative densities, temporal/spatial structure on the signal, and so on. Second, the problem could also be made more difficult by considering more complex model for the null, for instance, dropping the assumption that g is known, but assuming instead that it belongs to some parametric or non-parametric class.

Each of this setting should come with a new boundary that is worth to investigate. Third, the independence between the tests is a strong assumption that is essential in all our results. Our numerical experiments suggest that our results could be extended to weak dependencies. Supporting this fact with a theoretical statement is probably challenging, but deserves to be explored. Finally, the new proposed confidence region is based on the DKW inequality, which is not always an accurate tool. Reducing the size of the confidence region is an interesting avenue for future investigations.

Acknowledgements

This work has been supported by ANR-16-CE40-0019 (SansSouci), ANR-17-CE40-0001 (BASICS) and by the GDR ISIS through the "projets exploratoires" program (project TASTY). We are grateful to Ery Arias-Castro, David Mary and to anonymous referees for insightful comments that helped us to improve the presentation of the manuscript.

References

- Amar, D., Shamir, R., and Yekutieli, D. (2017). Extracting replicable associations across multiple studies: Empirical bayes algorithms for controlling the false discovery rate. *PLoS computational biology*, 13(8):e1005700.
- Arias-Castro, E. and Chen, S. (2017). Distribution-free multiple testing. *Electron. J. Stat.*, 11(1):1983–2001.
- Azriel, D. and Schwartzman, A. (2015). The empirical distribution of a large number of correlated normal variables. *Journal of the American Statistical Association*, 110(511):1217–1228.
- Barber, R. F. and Candès, E. J. (2015). Controlling the false discovery rate via knockoffs. *Ann. Statist.*, 43(5):2055–2085.
- Benjamini, Y. and Hochberg, Y. (1995). Controlling the false discovery rate: a practical and powerful approach to multiple testing. *J. Roy. Statist. Soc. Ser. B*, 57(1):289–300.
- Benjamini, Y., Krieger, A. M., and Yekutieli, D. (2006). Adaptive linear step-up procedures that control the false discovery rate. *Biometrika*, 93(3):491–507.
- Benjamini, Y. and Yekutieli, D. (2001). The control of the false discovery rate in multiple testing under dependency. *Ann. Statist.*, 29(4):1165–1188.
- Bickel, P. J., Ritov, Y., Tsybakov, A. B., et al. (2009). Simultaneous analysis of lasso and dantzig selector. *The Annals of statistics*, 37(4):1705–1732.
- Blanchard, G., Lee, G., and Scott, C. (2010). Semi-supervised novelty detection. *J. Mach. Learn. Res.*, 11:2973–3009.
- Blanchard, G. and Roquain, E. (2009). Adaptive false discovery rate control under independence and dependence. *J. Mach. Learn. Res.*, 10:2837–2871.
- Bogdan, M., Chakrabarti, A., Frommlet, F., and Ghosh, J. K. (2011). Asymptotic bayes-optimality under sparsity of some multiple testing procedures. *The Annals of Statistics*, pages 1551–1579.
- Bourgon, R., Gentleman, R., and Huber, W. (2010). Independent filtering increases detection power for high-throughput experiments. *PNAS*.
- Cai, T. T. and Jin, J. (2010). Optimal rates of convergence for estimating the null density and proportion of nonnull effects in large-scale multiple testing. *Ann. Statist.*, 38(1):100–145.

- Cai, T. T. and Sun, W. (2009). Simultaneous testing of grouped hypotheses: finding needles in multiple haystacks. *J. Amer. Statist. Assoc.*, 104(488):1467–1481.
- Cai, T. T., Sun, W., and Wang, W. (2019). Covariate-assisted ranking and screening for large-scale two-sample inference. In *Royal Statistical Society*, volume 81.
- Carpentier, A., Delattre, S., Roquain, E., and Verzelen, N. (2018). Estimating minimum effect with outlier selection. *arXiv e-prints*, page arXiv:1809.08330.
- Castillo, I. and Roquain, E. (2018). On spike and slab empirical Bayes multiple testing. *arXiv e-prints*, page arXiv:1808.09748.
- Chen, M., Gao, C., and Ren, Z. (2018). Robust covariance and scatter matrix estimation under huber’s contamination model. *The Annals of Statistics*, 46(5):1932–1960.
- Consortium, E. P. et al. (2007). Identification and analysis of functional elements in 1% of the human genome by the encode pilot project. *Nature*, 447(7146):799.
- Delattre, S. and Roquain, E. (2015). New procedures controlling the false discovery proportion via Romano-Wolf’s heuristic. *Ann. Statist.*, 43(3):1141–1177.
- Dickhaus, T. (2014). *Simultaneous statistical inference*. Springer, Heidelberg. With applications in the life sciences.
- Donoho, D. and Jin, J. (2004). Higher criticism for detecting sparse heterogeneous mixtures. *Ann. Statist.*, 32(3):962–994.
- Donoho, D. and Jin, J. (2006). Asymptotic minimaxity of false discovery rate thresholding for sparse exponential data. *Ann. Statist.*, 34(6):2980–3018.
- Durand, G. (2019). Adaptive p -value weighting with power optimality. *Electron. J. Stat.*, 13(2):3336–3385.
- Durand, G., Blanchard, G., Neuvial, P., and Roquain, E. (2018). Post hoc false positive control for spatially structured hypotheses. *ArXiv e-prints*.
- Efron, B. (2004). Large-scale simultaneous hypothesis testing: the choice of a null hypothesis. *J. Am. Stat. Assoc.*, 99(465):96–104.
- Efron, B. (2007a). Correlation and large-scale simultaneous significance testing. *J. Amer. Statist. Assoc.*, 102(477):93–103.
- Efron, B. (2007b). Doing thousands of hypothesis tests at the same time. *Metron - International Journal of Statistics*, LXV(1):3–21.
- Efron, B. (2008). Microarrays, empirical Bayes and the two-groups model. *Statist. Sci.*, 23(1):1–22.
- Efron, B. (2009). Empirical Bayes estimates for large-scale prediction problems. *J. Am. Stat. Assoc.*, 104(487):1015–1028.
- Efron, B., Tibshirani, R., Storey, J. D., and Tusher, V. (2001). Empirical Bayes analysis of a microarray experiment. *J. Amer. Statist. Assoc.*, 96(456):1151–1160.
- Fan, J. and Han, X. (2017). Estimation of the false discovery proportion with unknown dependence. *J. R. Stat. Soc., Ser. B, Stat. Methodol.*, 79(4):1143–1164.
- Fan, J., Han, X., and Gu, W. (2012). Estimating false discovery proportion under arbitrary covariance dependence. *J. Am. Stat. Assoc.*, 107(499):1019–1035.
- Ferreira, J. A. and Zwinderman, A. H. (2006). On the Benjamini-Hochberg method. *Ann. Statist.*, 34(4):1827–1849.
- Fithian, W. and Lei, L. (2020). Conditional calibration for false discovery rate control under dependence.
- Friguet, C., Kloareg, M., and Causeur, D. (2009). A factor model approach to multiple testing under dependence. *J. Amer. Statist. Assoc.*, 104(488):1406–1415.
- Genovese, C. and Wasserman, L. (2004). A stochastic process approach to false discovery

- control. *Ann. Statist.*, 32(3):1035–1061.
- Ghosh, D. (2012). Incorporating the empirical null hypothesis into the Benjamini-Hochberg procedure. *Stat. Appl. Genet. Mol. Biol.*, 11(4):Art. 11, front matter+19.
- Golub, T. R., Slonim, D. K., Tamayo, P., Huard, C., Gaasenbeek, M., Mesirov, J. P., Coller, H., Loh, M. L., Downing, J. R., Caligiuri, M. A., Bloomfield, C. D., and Lander, E. S. (1999). Molecular classification of cancer: Class discovery and class prediction by gene expression monitoring. *Science*, 286(5439):531–537.
- Guo, W., He, L., and Sarkar, S. K. (2014). Further results on controlling the false discovery proportion. *The Annals of Statistics*, 42(3):1070–1101.
- Hedenfalk, I., Duggan, D., Chen, Y., Radmacher, M., Bittner, M., Simon, R., Meltzer, P., Gusterson, B., Esteller, M., Raffeld, M., Yakhini, Z., Ben-Dor, A., Dougherty, E., Kononen, J., Bubendorf, L., Fehrl, W., Pittaluga, S., Gruvberger, S., Loman, N., Johannsson, O., Olsson, H., Wilfond, B., Sauter, G., Kallioniemi, O.-P., Borg, Å., and Trent, J. (2001). Gene-expression profiles in hereditary breast cancer. *New England Journal of Medicine*, 344(8):539–548.
- Heller, R. and Yekutieli, D. (2014). Replicability analysis for genome-wide association studies. *Ann. Appl. Stat.*, 8(1):481–498.
- Hu, J. X., Zhao, H., and Zhou, H. H. (2010). False discovery rate control with groups. *J. Amer. Statist. Assoc.*, 105(491):1215–1227.
- Huber, P. J. (1964). Robust estimation of a location parameter. *The annals of mathematical statistics*, pages 73–101.
- Huber, P. J. (2011). Robust statistics. In *International Encyclopedia of Statistical Science*, pages 1248–1251. Springer.
- Ignatiadis, N. and Huber, W. (2017). Covariate powered cross-weighted multiple testing. *ArXiv e-prints*.
- Javanmard, A., Javadi, H., et al. (2019). False discovery rate control via debiased lasso. *Electronic Journal of Statistics*, 13(1):1212–1253.
- Jiang, W. and Yu, W. (2016). Controlling the joint local false discovery rate is more powerful than meta-analysis methods in joint analysis of summary statistics from multiple genome-wide association studies. *Bioinformatics*, 33(4):500–507.
- Jin, J. and Cai, T. T. (2007). Estimating the null and the proportional of nonnull effects in large-scale multiple comparisons. *J. Amer. Statist. Assoc.*, 102(478):495–506.
- Jing, B.-Y., Kong, X.-B., and Zhou, W. (2014). FDR control in multiple testing under non-normality. *Statist. Sinica*, 24(4):1879–1899.
- Lee, N., Kim, A.-Y., Park, C.-H., and Kim, S.-H. (2016). An improvement on local fdr analysis applied to functional mri data. *Journal of neuroscience methods*, 267:115–125.
- Leek, J. T. and Storey, J. D. (2008). A general framework for multiple testing dependence. *Proceedings of the National Academy of Sciences*, 105(48):18718–18723.
- Li, A. and Barber, R. F. (2019). Multiple testing with the structure-adaptive Benjamini-Hochberg algorithm. *J. R. Stat. Soc. Ser. B. Stat. Methodol.*, 81(1):45–74.
- Massart, P. (1990). The tight constant in the Dvoretzky-Kiefer-Wolfowitz inequality. *Ann. Probab.*, 18(3):1269–1283.
- Miller, C. J., Genovese, C., Nichol, R. C., Wasserman, L., Connolly, A., Reichart, D., Hopkins, A., Schneider, J., and Moore, A. (2001). Controlling the false-discovery rate in astrophysical data analysis. *The Astronomical Journal*, 122(6):3492–3505.
- Neuvial, P. and Roquain, E. (2012). On false discovery rate thresholding for classification under sparsity. *Ann. Statist.*, 40(5):2572–2600.

- Nguyen, V. H. and Matias, C. (2014). On efficient estimators of the proportion of true null hypotheses in a multiple testing setup. *Scandinavian Journal of Statistics*. To appear.
- Padilla, M. and Bickel, D. R. (2012). Estimators of the local false discovery rate designed for small numbers of tests. *Stat. Appl. Genet. Mol. Biol.*, 11(5):Art. 4, front matter+39.
- Perone Pacifico, M., Genovese, C., Verdinelli, I., and Wasserman, L. (2004). False discovery control for random fields. *J. Amer. Statist. Assoc.*, 99(468):1002–1014.
- Pollard, K. S. and van der Laan, M. J. (2004). Choice of a null distribution in resampling-based multiple testing. *Journal of Statistical Planning and Inference*, 125(1-2):85–100.
- Rabinovich, M., Ramdas, A., Jordan, M. I., and Wainwright, M. J. (2020). Optimal rates and trade-offs in multiple testing. *Statistica Sinica*, 30:741–762.
- Ramdas, A. K., Barber, R. F., Wainwright, M. J., and Jordan, M. I. (2019). A unified treatment of multiple testing with prior knowledge using the p-filter. *Ann. Statist.*, 47(5):2790–2821.
- Rebafka, T., Roquain, E., and Villers, F. (2019). Graph inference with clustering and false discovery rate control.
- Roquain, E. and van de Wiel, M. (2009). Optimal weighting for false discovery rate control. *Electron. J. Stat.*, 3:678–711.
- Roquain, E. and Verzelen, N. (2020). False discovery rate control with unknown null distribution: illustrations on real data sets. <https://github.com/eroquain/empiricalnull/blob/main/vignette.pdf>.
- Rosset, S., Heller, R., Painsky, A., and Aharoni, E. (2020). Optimal and maximin procedures for multiple testing problems.
- Sarkar, S. K. (2008). On methods controlling the false discovery rate. *Sankhya, Ser. A*, 70:135–168.
- Schwartzman, A. (2010). Comment: “Correlated z -values and the accuracy of large-scale statistical estimates” [mr2752597]. *J. Amer. Statist. Assoc.*, 105(491):1059–1063.
- Stephens, M. (2017). False discovery rates: a new deal. *Biostatistics*, 18(2):275–294.
- Sulis, S., Mary, D., and Bigot, L. (2017). A study of periodograms standardized using training datasets and application to exoplanet detection. *IEEE Transactions on Signal Processing*, 65(8):2136–2150.
- Sun, L. and Stephens, M. (2018). Solving the empirical bayes normal means problem with correlated noise.
- Sun, W. and Cai, T. T. (2007). Oracle and adaptive compound decision rules for false discovery rate control. *J. Amer. Statist. Assoc.*, 102(479):901–912.
- Sun, W. and Cai, T. T. (2009). Large-scale multiple testing under dependence. *J. R. Stat. Soc. Ser. B Stat. Methodol.*, 71(2):393–424.
- Szalay, A. S., Connolly, A. J., and Szokoly, G. P. (1999). Simultaneous Multicolor Detection of Faint Galaxies in the Hubble Deep Field. *The Astronomical Journal*, 117:68–74.
- Tsybakov, A. B. (2009). *Introduction to nonparametric estimation*. Springer Series in Statistics. Springer, New York. Revised and extended from the 2004 French original, Translated by Vladimir Zaiats.
- van ’t Wout, A. B., Lehrman, G. K., Mikheeva, S. A., O’Keeffe, G. C., Katze, M. G., Bumgarner, R. E., Geiss, G. K., and Mullins, J. I. (2003). Cellular gene expression upon human immunodeficiency virus type 1 infection of cd4+-t-cell lines. *Journal of Virology*, 77(2):1392–1402.
- van’t Wout, A. B., Lehrman, G. K., Mikheeva, S. A., O’Keeffe, G. C., Katze, M. G., Bumgarner, R. E., Geiss, G. K., and Mullins, J. I. (2003). Cellular gene expression upon human

immunodeficiency virus type 1 infection of cd4+-t-cell lines. *Journal of virology*, 77(2):1392–1402.

Zablocki, R. W., Schork, A. J., Levine, R. A., Andreassen, O. A., Dale, A. M., and Thompson, W. K. (2014). Covariate-modulated local false discovery rate for genome-wide association studies. *Bioinformatics*, 30(15):2098–2104.

Appendix A: Numerical experiments

In this section, we illustrate our results with a numerical experiments. We consider a classical setting that allows to evaluate the performances of multiple testing procedures under dependence, see, e.g., [Fithian and Lei \(2020\)](#).

A.1. Description

In all our experiments, we consider $Y \sim \mathcal{N}(\mu, \Sigma)$, for some unknown mean $\mu_i = 0$, $1 \leq i \leq n - k$, with three different alternative structures, combined with three dependence structures (correlation matrices) Σ and $k/n \in \{0.03, 0.1, 0.3, 0.5\}$. This gives $3 \times 3 \times 4 = 36$ settings, each of them being summarized with a (FDR, TDR) ROC-type plot. The error rates are all estimated with 100 replications. Note that for simplicity, we use as power criterion the TDR, which is the average of the TDP here. While this is slightly different than the power notion used in our theory, this is fair enough for these numerical experiments. Also, without loss of generality, the true values of the scaling parameters are $\theta = 0$ and $\sigma = 1$.

We considered correlation structures ranging from independence to strong dependence:

1. Independence: $\Sigma = I_n$;
2. Block-correlation: $\Sigma_{i,i} = 1$ and $\Sigma_{i,j} = 0.5$ if $\lceil i/20 \rceil = \lceil j/20 \rceil$ and 0 otherwise;
3. Equi-correlation: $\Sigma_{i,i} = 1$ and $\Sigma_{i,j} = \rho = 0.2$ for $i \neq j$;

The following structures are explored for the alternatives:

1. Standard: the $\mu_i \neq 0$ are generated as i.i.d. variable uniform on $[-5, -2] \cup [2, 5]$;
2. Cauchy: in addition to standard alternatives, the values X_i , $n - k + 1 \leq i \leq n - k/2$, are replaced by i.i.d. Cauchy variables;
3. Zero-located: in addition to standard alternatives, the values X_i , $n - k + 1 \leq i \leq n - k/2$, are replaced by i.i.d. variables generated according to the density $f_2(x) = 40 \max(0, \phi(x) - \phi(x/\sigma)/\sigma)$ with the value of $\sigma > 1$ that makes f_2 being a density ($\sigma \approx 1.053$).

Note that all the alternative structures keep a portion of standard alternatives. Then, (Half-)Cauchy allows very high alternatives and is thus devoted to challenge the robustness of the methods, while (Half-)zero-located is inspired by the lower bound, with alternatives very close to 0 (see right panel of Figure 8), and is thus devoted to challenge the methods (especially in terms of FDR control) in a case close to the worse configuration.

On each plot, we consider the five following methods:

1. [Oracle]: plug-in BH at level α/π_0 , that uses the true value of the scaling parameters, here $\theta = 0$, $\sigma = 1$;

2. [MedianMAD]: plug-in BH at level α/π_0 with $\tilde{\theta}$ being the median and $\tilde{\sigma}$ being the median absolute deviation, see (13);
3. [TrimMAD]: same but with $\tilde{\theta}$ being the trimmed mean (50% of trimmed data);
4. [MLE]: plug-in BH at level α/π_0 with estimators given by a maximum likelihood method in the truncated Gaussian model, as done in package `locfdr`;
5. [LocfdrSC]: procedure that first computes the local fdr values computed as done in package `locfdr` and that combines them to provide a FDR control as in Sun and Cai (2007).

Note that we performed the plug-in BH procedure at level α/π_0 instead of α to obtain an Oracle with an FDR that can be well compared to α , rather than $\pi_0\alpha$, which makes plots more readable across different values of k . (In the Gaussian case, the theory is unchanged with this oracle). [MedianMAD] is the default procedure studied in the paper, while [TrimMAD] and [MLE] are variations thereof, using different scaling estimators. [LocfdrSC] is a more sophisticated procedure, not of a plug-in BH type, that learns the null distribution, the null proportion and the alternative distribution.

Each of these methods are computed for $\alpha \in \{0.05, 0.2\}$. So there are $2 \times 5 = 15$ (FDR, TDR)-points per plot.

A.2. Results

The results are displayed in Figures 5,6 and 7, for the independent, block-dependent and equi-correlated case, respectively. We summarize below the findings in each case.

First, in the independent case (Figure 5):

Oracle has FDR close to α , as the theory provides.

- First line of Figure 5: in the case of standard alternative all methods mimic the oracle for k small but all fails for k too large. Methods based on the `locfdr` package ([MLE] and LocfdrSC) are slightly better than [MedianMAD] and [TrimMAD], because they include a more sophisticated estimation of the null or/and alternative distributions.
- Methods based on the `locfdr` package ([MLE] and [LocfdrSC]) lack of robustness. First, consider the second line of Figure 5: both method lead to an error when running the code, which seems due to the too extreme values taken by the Cauchy alternatives, so both methods displayed as (0,0) points for Cauchy alternative. Second, consider the third line of Figure 5: their FDR are not controlled anymore for zero-located alternatives.
- The two procedures [TrimMAD] and [MedianMAD] behaves similarly on all experiments.
- Globally, the different observed effects are more visible for $\alpha = 0.2$ than for $\alpha = 0.05$.

The results in the block-correlation case are qualitatively similar to the independence case, see Figure 6. This means that the different processes involved in the problem seem to have a similar behavior under (this kind of) weak dependence.

In the equi-correlation case, however, the situation is markedly different; the dependence is strong and distributed simultaneously among all the measurements. It is worth to note that the measurements can be written as

$$Y_i = \mu_i + \rho^{1/2}U + (1 - \rho)^{1/2}\xi_i, \quad 1 \leq i \leq n,$$

where U, ξ_1, \dots, ξ_n are all i.i.d. $\mathcal{N}(0, 1)$. Hence, conditionally on the factor U , we have that Y follows the distribution $\mathcal{N}(\mu_i + \rho^{1/2}U, (1 - \rho)I_n)$. This means that, while the *true unconditional*

null is $\mathcal{N}(0, 1)$, the true conditional null is $\mathcal{N}(\rho^{1/2}U, 1 - \rho)$. Based on this, [Oracle], which is oracle under independence, is not the oracle anymore in the equi-correlated setting; it is improvable by learning the conditional null. In the equi-correlation case, the results are displayed in Figure 7 and can be summarized as follows:

- Overall, [MedMAD], [TrimMAD] are more robust than [MLE], [LocfdrSC] but less powerful for standard alternatives, again.
- When k is too large, all methods fail to mimic the oracle, again.
- The empirical procedures are able to remove the equi-correlation for $k \in \{30, 100\}$; the TDR of all methods [MedMAD], [TrimMAD], [MLE] and [LocfdrSC] are larger than the one of [Oracle]. This is due to what is mentioned above: they all learn the conditional null distribution, rather than the unconditional null.

Overall, this numerical experiments reinforces that, in a minimax sense, we should focus on the robust procedures [MedMAD], [TrimMAD] while for more narrowed and favorable alternatives, they can be improved by the more sophisticated procedures [MLE] and [LocfdrSC].

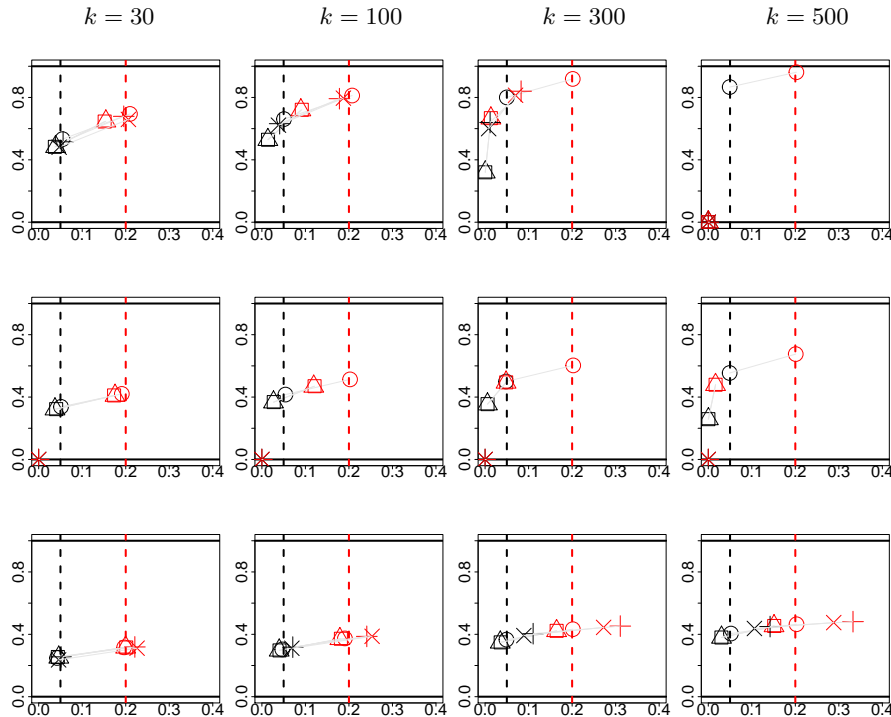


FIG 5. (FDR, TDR)-plot in the independent case, for the 5 different methods and $\alpha = 0.05$ (black) or $\alpha = 0.2$ (red). Alternatives: standard (top), Cauchy (middle) or zero-located (bottom). The procedures are [Oracle] (\circ), [MedianMAD] (\triangle), [TrimMAD] (\square), [MLE] ($+$), LocfdrSC (\times).

Appendix B: Proof of Theorem 3.1

The proof is based on the following argument. We build two collections \mathcal{P}_1 and \mathcal{P}_2 of distributions. For any $P \in \mathcal{P}_1$, the null distribution is $\mathcal{N}(0, 1)$ and the distribution of the alternative is fairly separated from the null (see the red and blue curves in the left panel of Figure 8).

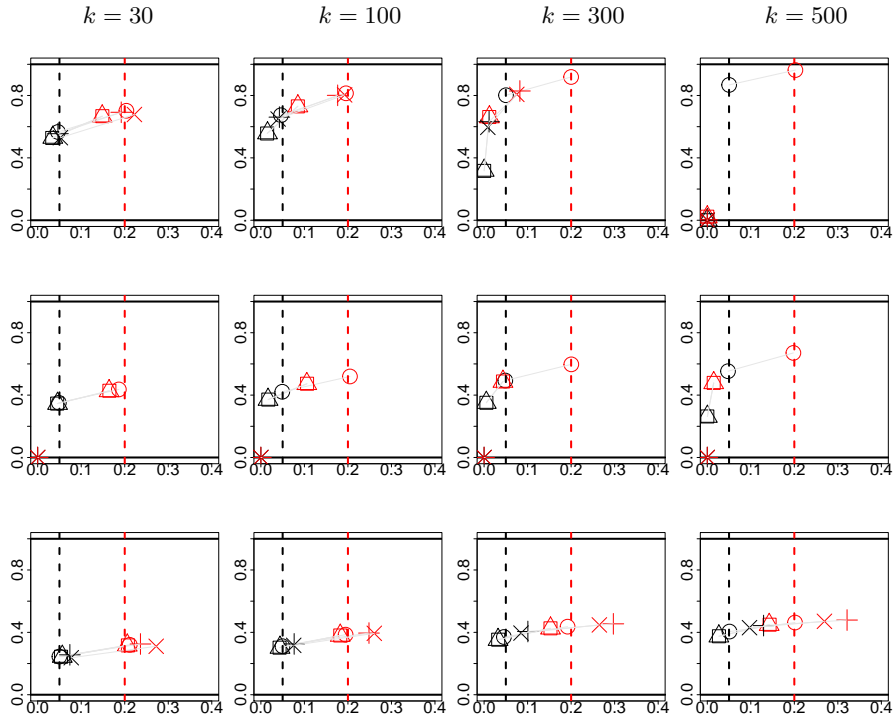


FIG 6. Same as Figure 5 in the block-correlation case.

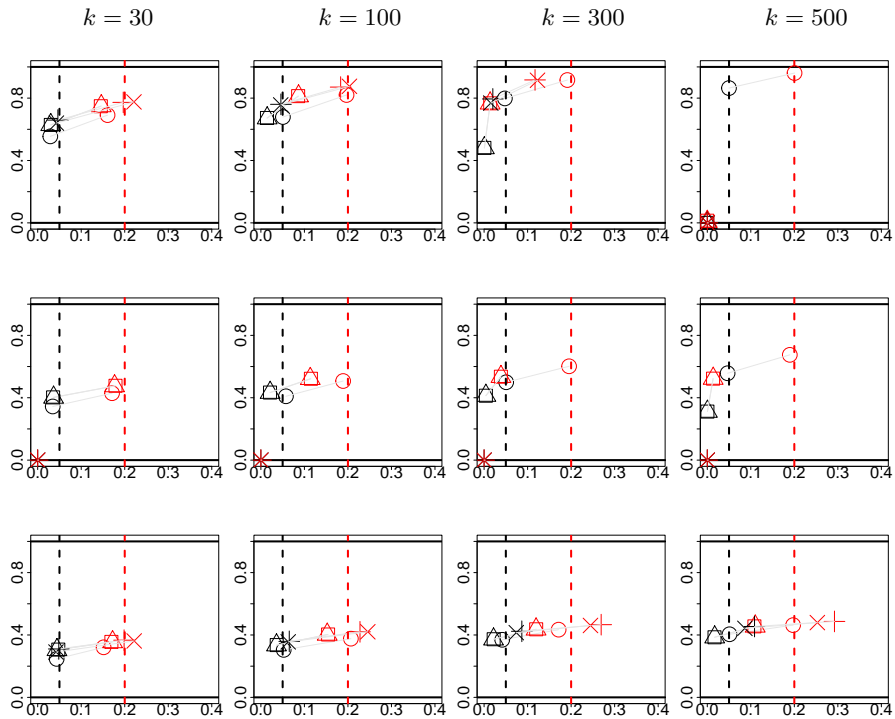


FIG 7. Same as Figure 5 in the equi-correlation case.

For any $P \in \mathcal{P}_2$, the null distribution is $\mathcal{N}(0, \sigma_2^2)$ (with $\sigma_2 > 1$) and the alternative distribution is more concentrated around zero (right panel of Figure 8). We first establish that any multiple testing procedure R behaves similarly on \mathcal{P}_1 and \mathcal{P}_2 . Then, we prove that, under $P \in \mathcal{P}_2$, if $|R(Y)| > 0$, then its FDP is bounded away from zero. In contrast, under $P \in \mathcal{P}_1$, if $|R(Y)| = 0$, then its TDP is much smaller than that of oracle BH_α^* . This will allow us to conclude that R either does not control the FDR under some $P \in \mathcal{P}_2$ or has a too small TDP under some $P \in \mathcal{P}_1$.

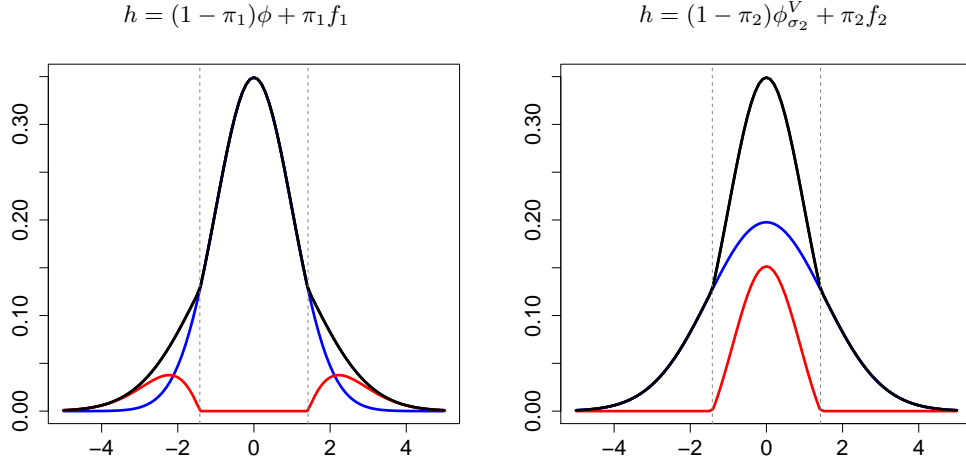


FIG 8. Left: the density h given by (40) (black), interpreted as a mixture between the null $\mathcal{N}(0, 1)$ ($(1 - \pi_1)\phi$ in blue) and the alternative f_1 ($\pi_1 f_1$ in red). Right: the same h interpreted as a mixture between the null $\mathcal{N}(0, \sigma_2^2)$ ($(1 - \pi_2)\phi_{\sigma_2}^V$ in blue) and the alternative f_2 ($\pi_2 f_2$ in red). $\pi_1 = 1/8$, $\pi_2 = 1/4$, $\sigma_2 \approx 1.51$. The distance between the vertical dashed grey lines and 0 is $t_0 \approx 1.47$ given by (42). See the text for the definitions.

Step 1: Building a least favorable mixture distribution

Let us denote $\phi_\sigma^V(x) = \phi(x/\sigma)/\sigma$ for all $x \in \mathbb{R}$ and $\sigma > 0$. Fix some $\pi_1 = k_1/(2n)$ and $\pi_2 = k_2/(2n)$. For any $\sigma_2 \geq 1$, define μ , the real measure with density

$$h = (1 - \pi_1)\phi + \pi_1 f_1 = (1 - \pi_2)\phi_{\sigma_2}^V + \pi_2 f_2 = \max((1 - \pi_1)\phi, (1 - \pi_2)\phi_{\sigma_2}^V), \quad (40)$$

where

$$f_1 = \frac{1}{\pi_1} [(1 - \pi_2)\phi_{\sigma_2}^V - (1 - \pi_1)\phi]_+; \quad f_2 = \frac{1}{\pi_2} [(1 - \pi_1)\phi - (1 - \pi_2)\phi_{\sigma_2}^V]_+.$$

Since $\int (1 - \pi_1)\phi - (1 - \pi_2)\phi_{\sigma_2}^V = \pi_2 - \pi_1$, we deduce that, if σ_2 is chosen in such a way that $\int f_2(u)du = 1$, we have $\int f_1(u)du = 1$. Let us prove that $\int f_2(u)du = 1$ for a suitable $\sigma_2 > 1$. For $\sigma_2 = 1$, we have $\int f_2(u)du = 1 - \pi_1/\pi_2 \in [0, 1)$ (because $0 < \pi_1 \leq \pi_2$), whereas

$$\int f_2(u)du \geq \frac{(1 - \pi_2)}{\pi_2} \int [\phi(u) - \phi_{\sigma_2}^V(u)]_+ du \geq 3 \int [\phi(u) - \phi_{\sigma_2}^V(u)]_+ du,$$

since $\pi_2 \leq 1/4$. The above expression is larger than 1 for σ_2 large enough (compared to some universal constant). Since $\int f_2(u)du$ is a continuous function with respect to the variable σ_2 ,

there exists at least one value of $\sigma_2 > 1$, depending only on π_1 and π_2 , such that both f_1 and f_2 are densities. In the sequel, we fix σ_2 to one of these values. The above arguments also imply that $\sigma_2 \leq c'_1$ for some positive universal constant c'_1 .

Recall that μ denotes the probability measure on \mathbb{R} with density h given by (40). Let $Q = \mu^{\otimes n}$ be the corresponding product distribution on \mathbb{R}^n . Let $Z_{1,i}$, $1 \leq i \leq n$, be i.i.d. and all following a Bernoulli distribution with parameter π_1 . Let $Q_{1,z}$ the distribution on \mathbb{R}^n of density $\prod_{i=1}^n ((1 - z_i)\phi + z_i f_1)$ for $z \in \{0, 1\}^n$, so that $Y \sim Q_{1,Z_1}$ is distributed as Q unconditionally on Z_1 . If $\sum_{i=1}^n z_i < n/2$, we have $\theta(Q_{1,z}) = 0$, $\sigma_1(Q_{1,z}) = 1$ and $\mathcal{H}_1(Q_{1,z}) = \{1 \leq i \leq n : z_i = 1\}$. If $\sum_{i=1}^n z_i \geq n/2$, $Q_{1,z} \notin \mathcal{P}$. Nevertheless, we still let $\theta(Q_{1,z}) = 0$, $\sigma_1(Q_{1,z}) = 1$ and $\mathcal{H}_1(Q_{1,z}) = \{1 \leq i \leq n : z_i = 1\}$ by convention. Define similarly Z_2 and $Q_{2,z}$, so that $Y \sim Q_{2,Z_2}$ has the same distribution as $Y \sim Q_{1,Z_1}$ (that is, Q) unconditionally on Z_1 and Z_2 . In the sequel, we denote $n_1(Z_1) = \sum_{i=1}^n \mathbb{1}\{Z_{1,i} = 1\}$ and $n_1(Z_2) = \sum_{i=1}^n \mathbb{1}\{Z_{2,i} = 1\}$, so that $n_1(Q_{1,Z_1}) = n_1(Z_1)$ and $n_1(Q_{2,Z_2}) = n_1(Z_2)$.

As a consequence, Q can be both interpreted as a mixture of $Q_{1,z}$ (with $\theta(Q_{1,z}) = 0$ and $\sigma(Q_{1,z}) = 1$) and as a mixture of $Q_{2,z}$ (with $\theta(Q_{2,z}) = 0$ and $\sigma(Q_{2,z}) = \sigma_2$).

Consider any multiple testing procedure R and define the event $A = \{|R(Y)| > 0\}$. Since $1 = Q(A) + Q(A^c) = \mathbb{E}_{Z_1} Q_{1,Z_1}(A) + \mathbb{E}_{Z_2} Q_{2,Z_2}(A^c)$, this entails that either $\mathbb{E}_{Z_1} Q_{1,Z_1}(A^c) \geq 1/2$ or $\mathbb{E}_{Z_2} Q_{2,Z_2}(A) \geq 1/2$. We show in Step 2 that, if $\mathbb{E}_{Z_2} Q_{2,Z_2}(A) \geq 1/2$, R does not control the FDR under some $Q_{2,z}$ with $n_1(Q_{2,z}) \leq k_2$, whereas we establish in Step 3 that, if $\mathbb{E}_{Z_1} Q_{1,Z_1}(A^c) \geq 1/2$, R is over-conservative under some $Q_{1,z}$ with $n_1(Q_{1,z}) \leq k_1$.

Step 2: if $\mathbb{P}_{Y \sim Q}(|R(Y)| > 0) \geq \frac{1}{2}$ then $\text{FDR}(P_2, R) \geq c'_3$ for some P_2 with $n_1(P_2) \leq k_2$

We consider the mixture distribution where Z_2 is sampled according to a Bernoulli distribution with parameters π_2 and $Y \sim Q_{2,Z_2}$. We have by the Fubini theorem,

$$\begin{aligned} & \mathbb{E}_{Z_2} \left[\mathbb{E}_{Y \sim Q_{2,Z_2}} [\text{FDP}(Q_{2,Z_2}, R(Y))] \right] \\ &= \mathbb{E}_{Z_2} \left[\mathbb{E}_{Y \sim Q_{2,Z_2}} \left[\frac{\sum_{i \in R(Y)} \mathbb{1}\{Z_{2,i} = 0\}}{|R(Y)|} \mathbb{1}\{R(Y) > 0\} \right] \right] \\ &= \mathbb{E}_{Y \sim Q} \left[\mathbb{E}_{Z_2} \left[\frac{\sum_{i \in R(Y)} \mathbb{1}\{Z_{2,i} = 0\}}{|R(Y)|} \mathbb{1}\{R(Y) > 0\} \mid Y \right] \right] \\ &= \mathbb{E}_{Y \sim Q} \left[\frac{\sum_{i \in R(Y)} \mathbb{P}(Z_{2,i} = 0 \mid Y)}{|R(Y)|} \mathbb{1}\{R(Y) > 0\} \right]. \end{aligned} \tag{41}$$

Next, we have

$$\begin{aligned} \mathbb{P}(Z_{2,i} = 0 \mid Y) &= \frac{(1 - \pi_2)\phi_{\sigma_2}^V(Y_i)}{h(Y_i)} = \frac{(1 - \pi_2)\phi_{\sigma_2}^V(Y_i)}{\max((1 - \pi_1)\phi(Y_i), (1 - \pi_2)\phi_{\sigma_2}^V(Y_i))} \\ &\geq 1 \wedge \frac{(1 - \pi_2)\phi_{\sigma_2}^V(Y_i)}{(1 - \pi_1)\phi(Y_i)} \geq 1 \wedge \frac{(1 - \pi_2)}{(1 - \pi_1)\sigma_2} \exp \left[\frac{Y_i^2}{2} \left(1 - \frac{1}{\sigma_2^2} \right) \right]. \end{aligned}$$

Since $\sigma_2 \geq 1$, $\pi_2 \leq 1/4$ and since we proved in step 1 that $\sigma_2 \leq c'_1$ (for some numerical constant c'_1), we obtain

$$\mathbb{P}(Z_{2,i} = 0 | Y) \geq 1 \wedge \frac{(1 - \pi_2)}{(1 - \pi_1)\sigma_2} \geq 1 \wedge \frac{3}{4c'_1}.$$

Combining this with (41), we obtain

$$\mathbb{E}_{Z_2} \left[\mathbb{E}_{Y \sim Q_{2,Z_2}} [\text{FDP}(Q_{2,Z_2}, R(Y))] \right] \geq \left(1 \wedge \frac{3}{4c'_1} \right) \mathbb{P}_{Y \sim Q}(R(Y) > 0) \geq \left(1 \wedge \frac{3}{4c'_1} \right) / 2.$$

Recall that $n_1(Z_2)$ follows a Binomial distribution with parameter n and $\pi_2 = k_2/(2n)$. By Chebychev inequality, we have

$$\mathbb{P}(|n_1(Z_2) - k_2/2| > k_2/4) \leq \frac{n\pi_2(1 - \pi_2)}{(k_2/4)^2} \leq \frac{8}{k_2}.$$

This implies that there exists z_2 with $n_1(z_2) \in [k_2/4; k_2]$ such that

$$\text{FDR}(Q_{2,z_2}, R) = \mathbb{E}_{Y \sim Q_{2,z_2}} [\text{FDP}(Q_{2,z_2}, R(Y))] \geq \left(1 \wedge \frac{3}{4c'_1} \right) / 2 - \frac{8}{k_2},$$

which is bounded away from zero for k_2 large enough, this last condition being ensured by (14) and the fact that n is large enough. To summarize, we have proved that, for $P_2 = Q_{2,z_2}$, we have $\text{FDR}(P_2, R(Y)) \geq c'_3$ for some universal constant $c'_3 \in (0, 1)$ and $n_1(P_2) \leq k_2$.

Step 3: *If $\mathbb{P}_{Y \sim Q}(|R(Y)| = 0) \geq 1/2$, then R is over-conservative, for some P_1 with $n_1(P_1) \leq k_1$*

Applying Chebychev inequality as in Step 2, we deduce that $\mathbb{P}(n_1(Z_1) \in [k_1/4; k_1]) \geq 1 - 8/k_1$. Since $\mathbb{E}_{Z_1} \mathbb{P}_{Y \sim P_{1,Z_1}}(|R(Y)| = 0) \geq 1/2$, this implies that there exists z_1 with $n_1(z_1) \leq k_1$ such that $\mathbb{P}_{Y \sim P_{1,z_1}}(|R(Y)| = 0) \geq 1/2 - 8/k_1$. Since (14) can be satisfied only if $\log(k_2/k_1) \leq (2c_2 \log 2)^{-1} \log(n)$, that is, $k_1 \geq k_2 n^{-(2c_2 \log 2)^{-1}}$, by choosing c_1 and c_2 large enough, we may assume that $1/2 - 8/k_1 \geq 2/5$. In the sequel, we fix $P_1 = P_{1,z_1}$. For such P_1 with $n_1(P_1) \leq k_1$, we have therefore $\mathbb{P}_{Y \sim P_1}(|R(Y)| = 0) \geq 2/5$. In contrast, we claim that $\text{BH}_{\alpha/2}^*$ rejects many false null hypotheses with positive probability.

Before this, let us provide further properties of σ_2 and h . The positive number u_0 satisfying $(1 - \pi_1)\phi(u_0) = (1 - \pi_2)\phi_{\sigma_2}^V(u_0)$ is defined as

$$u_0^2 = \frac{2\sigma_2^2}{\sigma_2^2 - 1} \log \left(\sigma_2 \frac{1 - \pi_1}{1 - \pi_2} \right). \quad (42)$$

We easily check that we have $(1 - \pi_1)\phi(u) > (1 - \pi_2)\phi_{\sigma_2}^V(u)$ if and only if $|u| < u_0$, and $(1 - \pi_1)\phi(u) < (1 - \pi_2)\phi_{\sigma_2}^V(u)$ if and only if $|u| > u_0$, so that $f_1(u) > 0$ if and only if $|u| > u_0$ and $f_2(u) > 0$ if and only if $|u| < u_0$.

Lemma B.1. *There exists a numerical constant $c'_0 \in (0, 1)$ such that σ_2 satisfies*

$$\sigma_2 - 1 \geq c'_0 \pi_2 [1 + \log(\pi_2/\pi_1)]^{-1}.$$

Also, there exists another numerical constant $c''_0 \in (0, 1)$ such that, for n large enough, we have $\bar{\Phi}(u_0/\sigma_2) \geq 10\sqrt{2 \log(2n)/n}$ provided that $\log(\pi_2/\pi_1) \leq c''_0 \log(n)$.

Let u_1 be the smallest number such that for all $u \geq u_1$, one has

$$\pi_1 f_1(u) \geq 8\alpha^{-1}\phi(u). \quad (43)$$

This implies that for all $u \geq u_1$, $f_2(u) = 0$. From the definition of f_1 , we derive that $(1 - \pi_2)\phi_{\sigma_2}^V(u_1) = \phi(u_1)[8\alpha^{-1} + (1 - \pi_1)]$, which is again equivalent to

$$u_1^2 = \frac{2\sigma_2^2}{\sigma_2^2 - 1} \log \left[\sigma_2 \frac{8\alpha^{-1} + (1 - \pi_1)}{1 - \pi_2} \right]. \quad (44)$$

Lemma B.2. *There exists a positive numerical constant c'_3 such that the following holds for all $\alpha \in (0, 1)$. If*

$$\frac{1 + \log(\pi_2/\pi_1)}{\pi_2} \log \left(\frac{2}{\alpha} \right) \leq c'_3 \log(n),$$

then, we have $u_1 \leq \sqrt{\log(n)}$.

Now, recall that $\text{BH}_{\alpha/2}^*$ procedure does use some knowledge of the true underlying distribution P_1 , namely, $\theta(P_1) = 0$ and $\sigma(P_1) = 1$. Hence, it can be written as $\text{BH}_{\alpha/2}^* = \{i \in \{1, \dots, n\} : |Y_i| \geq \hat{u}\}$ for

$$\hat{u} = \min \left\{ u \in \mathbb{R}_+ : \sum_{i=1}^n \mathbf{1}\{|Y_i| \geq u\} \geq 4n\alpha^{-1}\bar{\Phi}(u) \right\}. \quad (45)$$

Hence, we shall prove that $\sum_{i \in \mathcal{H}_1(P_1)} \mathbf{1}\{|Y_i| \geq \hat{u}\} > 0$ is large with high probability. For this, let us consider $N = \sum_{i \in \mathcal{H}_1(P_1)} \mathbf{1}\{|Y_i| \geq u_1\}$ with u_1 as in (44). By (43), we have $2 \int_{u_1}^{\infty} f_1(u) du \geq 16\pi_1^{-1}\alpha^{-1}\bar{\Phi}(u_1)$. Since $n_1(P_1) \geq k_1/4 = \pi_1 n/2$, N stochastically dominates the binomial distribution with parameters $\lceil \pi_1 n/2 \rceil$ and $16\pi_1^{-1}\alpha^{-1}\bar{\Phi}(u_1)$. Applying Bernstein inequality yields $\mathbb{P}_{Y \sim P_1}(N \leq q/2) \leq e^{-3q/28}$ for $q = \pi_1 n/2 \times 16\pi_1^{-1}\alpha^{-1}\bar{\Phi}(u_1) = 8n\alpha^{-1}\bar{\Phi}(u_1)$. By (45), $N \geq q/2$ implies $\hat{u} \leq u_1$. This leads us to

$$\mathbb{P}_{Y \sim P_1}(\hat{u} \leq u_1, N \geq 4n\alpha^{-1}\bar{\Phi}(u_1)) \geq 1 - e^{-3q/28} = 1 - e^{-(6/7)n\alpha^{-1}\bar{\Phi}(u_1)}. \quad (46)$$

In view of condition (14), we can apply Lemma B.2 which gives $u_1 \leq \sqrt{\log(n)}$. Next, by Lemma G.2, for n larger than a numerical constant, we have $n\bar{\Phi}(\sqrt{\log(n)}) \geq c'\sqrt{n/(\log n)}$, for some other numerical constant $c' > 0$. Hence, for n larger than a numerical constant, with probability at least $1 - 1/n$, we have

$$|\text{BH}_{\alpha/2}^* \cap \mathcal{H}_1(P_1)| = \sum_{i \in \mathcal{H}_1(P_1)} \mathbf{1}\{|Y_i| \geq \hat{u}\} \geq N \geq 4n\alpha^{-1}\bar{\Phi}(u_1) \geq c'\alpha^{-1}\sqrt{n/(\log n)}.$$

Conclusion

Step 1 entails that either $\mathbb{E}_{Z_2} Q_{2,Z_2}(A) \geq 1/2$ or $\mathbb{E}_{Z_1} Q_{1,Z_1}(A^c) \geq 1/2$. In the former case, Step 2 implies that $\sup_{P \in \mathcal{P}, n_1(P) \leq k_2} \text{FDR}(P, R) \geq c_3$. In the latter case, we deduce from Step 3 that, for some $P \in \mathcal{P}$ with $n_1(P) \leq k_1$, we have $\mathbb{P}_{Y \sim P_1}(|R(Y)| = 0) \geq 2/5$, whereas

$$\mathbb{P}_{Y \sim P_1} \left[|\text{BH}_{\alpha/2}^* \cap \mathcal{H}_1(P_1)| \geq c'\alpha^{-1}\sqrt{n/(\log n)} \right] \geq 1 - e^{-c_5\alpha^{-1}\sqrt{n/(\log n)}}.$$

This concludes the proof by choosing appropriately the numerical positive constants $c_1 - c_4$.

Appendix C: Proof of Theorem 3.2

C.1. Proof of (17) in Theorem 3.2

Fix $P \in \mathcal{P}$ with $n_0(P)/n \geq 0.9$. First denote

$$\delta = c \left(\frac{n_1(P) + 1}{n} + n^{-1/6} \right)$$

$$\Omega = \left\{ \frac{|\tilde{\theta} - \theta|}{\sigma} \leq \delta, \frac{|\tilde{\sigma} - \sigma|}{\sigma} \leq \delta, \tilde{\sigma} \in [\sigma/2; 2\sigma], |\tilde{\theta} - \theta| < 0.3\tilde{\sigma} \right\},$$

with $c > 0$ being a universal constant chosen small enough so that $\mathbb{P}(\Omega^c) \leq 6e^{-n^{2/3}}$. This is possible according to Lemma F.1 (used with $x = n^{2/3}$).

For any $i \in \{1, \dots, n\}$, we introduce $Y^{(i)}$ as the vector of \mathbb{R}^n such that $Y_j^{(i)} = Y_j$ for $j \neq i$ and $Y_i^{(i)} = \text{sign}(Y_i - \theta) \times \infty$. Hence $Y^{(i)}$ is such that the i -th observation has been set $-\infty$ or $+\infty$ depending on the sign of $Y_i - \theta$. The estimators based on the modified sample $Y^{(i)}$ are then defined by

$$\tilde{\theta}^{(i)} = Y_{(\lfloor n/2 \rfloor)}^{(i)}; \quad \tilde{\sigma}^{(i)} = U_{(\lfloor n/2 \rfloor)}^{(i)} / \bar{\Phi}^{-1}(1/4), \quad (47)$$

for $U_j^{(i)} = |Y_j^{(i)} - \tilde{\theta}^{(i)}|$, $1 \leq j \leq n$. As justified at the end of the proof, the purpose of these modified samples is to introduce some independence between the oracles p -values p_i^* and the estimators $(\tilde{\theta}^{(i)}, \tilde{\sigma}^{(i)})$.

It turns out that, for small rescaled p -values $p_i(\tilde{\theta}, \tilde{\sigma})$, the estimators $\tilde{\theta}^{(i)}$ and $\tilde{\sigma}^{(i)}$ are not modified. Furthermore, the BH threshold does not change when replacing Y by $Y^{(i)}$. These two facts lead to the following lemma.

Lemma C.1. *Consider any $i \in \{1, \dots, n\}$ and any $\alpha \in (0, 0.5)$. Provided that $|\tilde{\theta} - \theta| < 0.3\tilde{\sigma}$, we have*

$$\mathbf{1}\{p_i(\tilde{\theta}, \tilde{\sigma}) \leq T_\alpha(Y; \tilde{\theta}, \tilde{\sigma})\} = \mathbf{1}\{p_i(\tilde{\theta}^{(i)}, \tilde{\sigma}^{(i)}) \leq T_\alpha(Y^{(i)}; \tilde{\theta}^{(i)}, \tilde{\sigma}^{(i)})\}.$$

Moreover, if $p_i(\tilde{\theta}, \tilde{\sigma}) \leq T_\alpha(Y; \tilde{\theta}, \tilde{\sigma})$, we have $\tilde{\theta}^{(i)} = \tilde{\theta}$, $\tilde{\sigma}^{(i)} = \tilde{\sigma}$ and $T_\alpha(Y^{(i)}; \tilde{\theta}^{(i)}, \tilde{\sigma}^{(i)}) = T_\alpha(Y; \tilde{\theta}, \tilde{\sigma}) \geq \alpha/n$.

Combining this lemma with the definition of the FDP, we get

$$\begin{aligned} & \text{FDP}(P, \text{BH}_\alpha(Y; \tilde{\theta}, \tilde{\sigma})) \mathbf{1}_\Omega \\ &= \frac{\alpha}{n} \sum_{i \in \mathcal{H}_0(P)} \frac{\mathbf{1}\{p_i(\tilde{\theta}, \tilde{\sigma}) \leq T_\alpha(Y; \tilde{\theta}, \tilde{\sigma})\}}{T_\alpha(Y; \tilde{\theta}, \tilde{\sigma}) \vee (\alpha/n)} \mathbf{1}_\Omega \\ &= \frac{\alpha}{n} \sum_{i \in \mathcal{H}_0(P)} \frac{\mathbf{1}\{p_i(\tilde{\theta}^{(i)}, \tilde{\sigma}^{(i)}) \leq T_\alpha(Y^{(i)}; \tilde{\theta}^{(i)}, \tilde{\sigma}^{(i)})\}}{T_\alpha(Y^{(i)}; \tilde{\theta}^{(i)}, \tilde{\sigma}^{(i)})} \mathbf{1}_\Omega \mathbf{1}_{\tilde{\theta}^{(i)} = \tilde{\theta}, \tilde{\sigma}^{(i)} = \tilde{\sigma}} \end{aligned}$$

Now, note that, on Ω , when $\tilde{\theta}^{(i)} = \tilde{\theta}$, $\tilde{\sigma}^{(i)} = \tilde{\sigma}$, we have $|\tilde{\theta}^{(i)} - \theta| \leq \sigma\delta$, $|\tilde{\sigma}^{(i)} - \sigma| \leq \sigma\delta$, $\tilde{\sigma}^{(i)} \geq \sigma/2$. The following key lemma compares the hypotheses rejected by the oracle BH procedure and the rescaled procedure.

Lemma C.2. For arbitrary estimators $\widehat{\theta}, \widehat{\sigma}$, any $\theta \in \mathbb{R}$, $\sigma > 0$, $\delta > 0$, $\alpha \in (0, 0.8)$, $t_0 \in (0, \alpha)$, define

$$\eta = \delta c \left((2 \log(1/t_0))^{1/2} + 2 \log(1/t_0) \right),$$

with the constant $c > 0$ of Corollary F.6. Assume that $\widehat{\sigma} \in (\sigma/2; 2\sigma)$, $|\widehat{\theta} - \theta| \leq (\sigma \wedge \widehat{\sigma})\delta$, $|\widehat{\sigma} - \sigma| \leq (\sigma \wedge \widehat{\sigma})\delta$, and $\eta \leq 0.05$. Then, for all $i \in \{1, \dots, n\}$,

- if $T_\alpha(\widehat{\theta}, \widehat{\sigma}) \vee (\alpha/n) \geq t_0$, we have

$$\begin{aligned} \mathbb{1}\{p_i(\widehat{\theta}, \widehat{\sigma}) \leq T_\alpha(\widehat{\theta}, \widehat{\sigma})\} &\leq \mathbb{1}\{p_i(\theta, \sigma) \leq (1 + \eta)T_\alpha(\widehat{\theta}, \widehat{\sigma})\} \\ &\leq \mathbb{1}\{p_i(\theta, \sigma) \leq T_{\alpha(1+\eta)}(\theta, \sigma)\}; \end{aligned} \quad (48)$$

- if $T_{0.95\alpha}(\theta, \sigma) \vee (0.95\alpha/n) \geq t_0$, we have

$$\mathbb{1}\{p_i(\theta, \sigma) \leq T_{\alpha(1-\eta)}(\theta, \sigma)\} \leq \mathbb{1}\{p_i(\widehat{\theta}, \widehat{\sigma}) \leq T_\alpha(\widehat{\theta}, \widehat{\sigma})\}. \quad (49)$$

Intuitively, (48) above implies that any rescaled procedure is more conservative than the oracle procedure $BH_{\alpha(1+\eta)}^*$ with an enlarged parameter $\alpha(1 + \eta)$.

By definition of η in the statement of Theorem 3.2 and taking $\widehat{\theta} = \widetilde{\theta}^{(i)}$, $\widehat{\sigma} = \widetilde{\sigma}^{(i)}$, $\theta = \theta(P)$, $\sigma = \sigma(P)$, $t_0 = \alpha/n$, we are in position to apply (48). For all $i \in \{1, \dots, n\}$, we have

$$\mathbb{1}\{p_i(\widetilde{\theta}^{(i)}, \widetilde{\sigma}^{(i)}) \leq T_\alpha(Y^{(i)}; \widetilde{\theta}^{(i)}, \widetilde{\sigma}^{(i)})\} \leq \mathbb{1}\{p_i^* \leq (1 + \eta)T_\alpha(Y^{(i)}; \widetilde{\theta}^{(i)}, \widetilde{\sigma}^{(i)})\},$$

where we recall that $p_i^* = p_i(\theta(P), \sigma(P))$ is the i -th oracle p -value. This gives

$$\text{FDP}(P, \text{BH}_\alpha(Y; \widetilde{\theta}, \widetilde{\sigma}))\mathbb{1}_\Omega \leq \frac{\alpha}{n} \sum_{i \in \mathcal{H}_0(P)} \frac{\mathbb{1}\{p_i^* \leq (1 + \eta)T_\alpha(Y^{(i)}; \widetilde{\theta}^{(i)}, \widetilde{\sigma}^{(i)})\}}{T_\alpha(Y^{(i)}; \widetilde{\theta}^{(i)}, \widetilde{\sigma}^{(i)})}.$$

The following lemma stems from the symmetry of the normal distribution.

Lemma C.3. For any $P \in \mathcal{P}$, any $i \in \mathcal{H}_0(P)$, $|Y_i - \theta(P)|$ is independent of $Y^{(i)}$, and thus also of the estimators $(\widetilde{\theta}^{(i)}, \widetilde{\sigma}^{(i)})$.

By Lemma C.3, for $i \in \mathcal{H}_0(P)$, the oracle p -value $p_i^* = 2\overline{\Phi}\left(\frac{|Y_i - \theta(P)|}{\sigma(P)}\right)$ is independent of $(Y^{(i)}, \widetilde{\theta}^{(i)}, \widetilde{\sigma}^{(i)})$ and thus of $T_\alpha(Y^{(i)}; \widetilde{\theta}^{(i)}, \widetilde{\sigma}^{(i)})$. As a result, we obtain by integration

$$\begin{aligned} &\mathbb{E}_P \left[\text{FDP}(P, \text{BH}_\alpha(Y; \widetilde{\theta}, \widetilde{\sigma}))\mathbb{1}_\Omega \right] \\ &\leq \frac{\alpha}{n} \sum_{i \in \mathcal{H}_0(P)} \mathbb{E}_P \left[\frac{\mathbb{1}\{p_i^* \leq (1 + \eta)T_\alpha(Y^{(i)}; \widetilde{\theta}^{(i)}, \widetilde{\sigma}^{(i)})\}}{T_\alpha(Y^{(i)}; \widetilde{\theta}^{(i)}, \widetilde{\sigma}^{(i)})} \right] \\ &\leq \frac{\alpha}{n} \sum_{i \in \mathcal{H}_0(P)} \mathbb{E}_P \left[\frac{\mathbb{P} \left[p_i^* \leq (1 + \eta)T_\alpha(Y^{(i)}; \widetilde{\theta}^{(i)}, \widetilde{\sigma}^{(i)}) \mid Y^{(i)}, \widetilde{\theta}^{(i)}, \widetilde{\sigma}^{(i)} \right]}{T_\alpha(Y^{(i)}; \widetilde{\theta}^{(i)}, \widetilde{\sigma}^{(i)})} \right] \\ &\leq \frac{\alpha n_0(P)}{n} (1 + \eta), \end{aligned}$$

where we used that $p_i^* \sim U(0, 1)$ for $i \in \mathcal{H}_0(P)$. This entails (17) of Theorem 3.2.

C.2. Proof of (18) in Theorem 3.2

Take P, δ, Ω as in the previous section. On the event Ω , the conditions of Lemma C.2 are satisfied with $\hat{\theta} = \tilde{\theta}$, $\hat{\sigma} = \tilde{\sigma}$, $\theta = \theta(P)$, $\sigma = \sigma(P)$, and $t_0 = 0.95\alpha/n$. Hence, (49) ensures that, for all $i \in \{1, \dots, n\}$, $\mathbb{1}\{p_i^* \leq T_{\alpha(1-\eta)}(\theta(P), \sigma(P))\} \leq \mathbb{1}\{p_i(\tilde{\theta}, \tilde{\sigma}) \leq T_{\alpha}(\tilde{\theta}, \tilde{\sigma})\}$ and thus $\text{TDP}(P, \text{BH}_{\alpha(1-\eta)}^*) \leq \text{TDP}(P, \text{BH}_{\alpha}(\tilde{\theta}, \tilde{\sigma}))$. Hence, we have

$$\mathbb{P}(\text{TDP}(P, \text{BH}_{\alpha(1-\eta)}^*) > \text{TDP}(P, \text{BH}_{\alpha}(\tilde{\theta}, \tilde{\sigma}))) \leq \mathbb{P}(\Omega^c) \leq 6e^{-n^{2/3}} \leq e^{-\sqrt{n}},$$

for n larger than a universal constant.

Appendix D: Additional proofs

D.1. Proof of Theorem 4.2

We follow the same general approach as for proving Theorem 3.1 (see Section B).

Step 1: Building a least favorable mixture distribution

Given $\mu \in \mathbb{R}$, let ϕ_{μ} be defined by $\phi_{\mu}(x) = \phi(x - \mu)$ for all $x \in \mathbb{R}$. Let us consider the real measure with density

$$h = (1 - \pi_1)\phi + \pi_1 f_1 = (1 - \pi_2)\phi_{\mu} + \pi_2 f_2 = \max\{(1 - \pi_1)\phi, (1 - \pi_2)\phi_{\mu}\}, \quad (50)$$

for $\pi_1 = k_1/(2n)$ and $\pi_2 = k_2/(2n)$ (with $\pi_1 \leq \pi_2$ by (19)) and where

$$f_1 = \frac{1}{\pi_1} [(1 - \pi_2)\phi_{\mu} - (1 - \pi_1)\phi]_+ ; \quad f_2 = \frac{1}{\pi_2} [(1 - \pi_1)\phi - (1 - \pi_2)\phi_{\mu}]_+ .$$

Now, we can choose $\mu \in (0, 2)$ (as a function of π_1 and π_2) such that f_1, f_2 and h are probability densities. To see this, it is sufficient to choose μ with $\int f_2(u)du = 1$. Such a μ always exists because, as a function of $\mu \geq 0$, $\int f_2(u)du$ is continuous with value $(\pi_2 - \pi_1)/\pi_2 < 1$ for $\mu = 0$ and value larger than $\pi_2^{-1}(1 - \pi_2) \int [\phi(u) - \phi_{\mu}(u)]_+ du \geq 3 \int_{-\infty}^{\mu/2} (\phi(u) - \phi_{\mu}(u))du = 3(\Phi(\mu/2) - \Phi(-\mu/2)) > 1$ for $\mu \geq 2$. Hence, we fix in the sequel such a $\mu \in (0, 2)$.

Define $\kappa_0 = \mu^{-1} \log [(1 - \pi_1)/(1 - \pi_2)] \geq 0$ and $u_0 = \kappa_0 + \mu/2$. We deduce from straightforward computations that $f_1(x) > 0$ if and only if $x > u_0$ and $f_2(x) > 0$ if and only if $x < u_0$. The following lemma states a lower bound for μ (to be proved at the end of the section).

Lemma D.1. *There exists a numeric constant $c' > 0$ such that*

$$\mu \geq c' \frac{\pi_2}{\sqrt{1 + \log\left(\frac{\pi_2}{\pi_1}\right)}}.$$

Let Q be the distribution on \mathbb{R}^n associated to the product density $\prod_{i=1}^n h(x_i)$. Let $Q_{1,z}$ (resp. $Q_{2,z}$) be the distribution on \mathbb{R}^n of density $\prod_{i=1}^n ((1 - z_i)\phi + z_i f_1)$ (resp. $\prod_{i=1}^n ((1 - z_i)\phi_{\mu} + z_i f_2)$), for $z \in \{0, 1\}^n$. Let $Z_{1,i}$ (resp. $Z_{2,i}$), $1 \leq i \leq n$, be i.i.d. variables with common distribution being a Bernoulli distribution with parameter π_1 (resp. π_2). Hence, $Y \sim Q_{1,Z_1}$ (resp. $Y \sim Q_{2,Z_2}$) is distributed as Q unconditionally on Z_1 (resp. Z_2). Note that, for any z , $\theta(Q_{1,z}) = 0$ whereas $\theta(Q_{2,z}) = \mu$. Besides, we have $\mathcal{H}_1(Q_{j,z}) = \{i : z_i = 1\}$. As in the proof of Theorem 3.1, for z such that $n_1(z) \geq n/2$, we have $Q_{j,z} \notin \mathcal{P}$, but we readily extend the definition of $\theta(Q_{1,z})$ and $\sigma(Q_{1,z})$ to that setting.

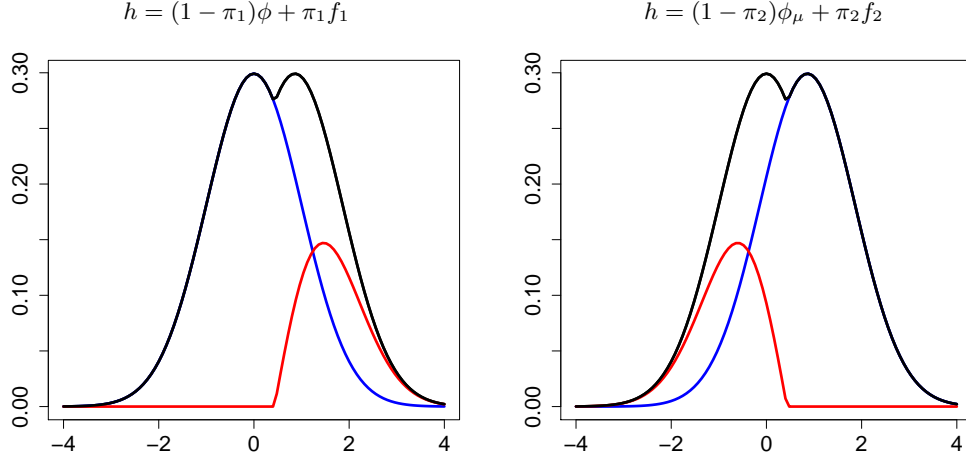


FIG 9. Left: the density h given by (50) (in black) interpreted as a mixture between the null $\mathcal{N}(0, 1)$ ($(1 - \pi_1)\phi$ in blue) and the alternative f_1 ($\pi_1 f_1$ in red). Right: the same h interpreted as a mixture between the null $\mathcal{N}(\mu, 1)$ ($(1 - \pi_2)\phi_\mu$ in blue) and the alternative f_2 ($\pi_2 f_2$ in red). $\pi_1 = \pi_2 = 1/4$, $\mu \approx 1.51$. See the text for the definitions.

Step 2: if $\mathbb{P}_{Y \sim Q}(|R(Y)| > 0) \geq \frac{1}{2}$ then $FDR(P, R) \geq \frac{1}{5}$ for n larger than a numeric constant, for some P with $n_1(P) \leq k_2$

Recall that, for any $j \in \{1, 2\}$, we have $FDP(Q_{j,z}, R(Y)) = \frac{\sum_{i \in R(Y)} \mathbb{1}\{z_i = 0\}}{|R(Y)|} \mathbb{1}\{|R(Y)| > 0\}$. We derive from the Fubini theorem that

$$\begin{aligned}
 & \mathbb{E}_{Z_1} [FDR(Q_{1,Z_1}, R)] + \mathbb{E}_{Z_2} [FDR(Q_{2,Z_2}, R)] \\
 &= \mathbb{E}_{Z_1} \left[\mathbb{E}_{Y \sim Q_{1,Z_1}} [FDP(Q_{1,Z_1}, R(Y))] \right] + \mathbb{E}_{Z_2} \left[\mathbb{E}_{Y \sim Q_{2,Z_2}} [FDP(Q_{2,Z_2}, R(Y))] \right] \\
 &= \mathbb{E}_{Y \sim Q} \left[\frac{\sum_{i \in R(Y)} (\mathbb{P}(Z_{1,i} = 0 | Y) + \mathbb{P}(Z_{2,i} = 0 | Y))}{|R(Y)|} \mathbb{1}\{|R(Y)| > 0\} \right].
 \end{aligned} \tag{51}$$

From Step 1, we deduce that $\mathbb{P}(Z_{1,i} = 0 | Y) = 1 - \pi_1 f_1(Y_i)/h(Y_i)$ and $f_1(y) = 0$ for $y \leq u_0$. Similarly, we have $\mathbb{P}(Z_{2,i} = 0 | Y) = 1$ for $Y_i \geq u_0$. This entails that, for all Y , we have $\mathbb{P}(Z_{1,i} = 0 | Y) + \mathbb{P}(Z_{2,i} = 0 | Y) \geq 1$ for all i . Hence, we obtain

$$\mathbb{E}_{Z_1} [FDR(Q_{1,Z_1}, R)] + \mathbb{E}_{Z_2} [FDR(Q_{2,Z_2}, R)] \geq \mathbb{P}_{Y \sim Q}(|R(Y)| > 0) \geq 1/2. \tag{52}$$

Hence, we may assume that $\mathbb{E}_{Z_{j_0}} [FDR(Q_{j_0,Z_{j_0}}, R)] \geq 1/4$ for some $j_0 \in \{1, 2\}$. Then, we apply Chebychev's inequality to obtain

$$\mathbb{E}_{Z_{j_0}} \left[\mathbb{E}_{Y \sim Q_{j_0,Z_{j_0}}} [FDP(Q_{j_0,Z_{j_0}}, R(Y))] \mathbb{1}\{n_1(Z_{j_0}) \in [k_{j_0}/4; k_{j_0}]\} \right] \geq 1/4 - 8/k_{j_0}.$$

and thus

$$\mathbb{E}_{Z_{j_0}} \left[\mathbb{E}_{Y \sim Q_{j_0,Z_{j_0}}} [FDP(Q_{j_0,Z_{j_0}}, R(Y))] \mathbb{1}\{n_1(Z_{j_0}) \leq k_2\} \right] \geq 1/4 - 8/k_1.$$

As a result, for k_1 large enough (by Condition (19) for c_1, c_2 large enough), there exists $z \in \{0, 1\}^n$ such that $n_1(z) \leq k_2$ and $FDR(Q_{1,z}, R) > 1/5$.

Step 3: If $\mathbb{P}_{Y \sim Q}(|R(Y)| = 0) \geq 1/2$, then R is over-conservative, for some P with $n_1(P) \leq k_1$

Since $\mathbb{E}_{Z_1}[\mathbb{P}_{Y \sim Q_{1,Z_1}}(|R(Y)| = 0)] \geq 1/2$, it follows again from Chebychev's inequality, that for some $z \in \{0, 1\}^n$ such that $n_1(z) \in [k_1/4; k_1]$, we have $\mathbb{P}_{Y \sim Q_{1,z}}(|R(Y)| = 0) \geq 1/2 - 8/k_1 \geq 2/5$ (k_1 being large enough). In the sequel, we fix $P = Q_{1,z}$ for such a z , so that $\theta(P) = 0$.

Let u_1 be the smallest number such that for all $u \geq u_1$, one has

$$\pi_1 f_1(u) \geq 16\alpha^{-1} \phi(u). \quad (53)$$

From the definition of f_1 , we derive that $(1 - \pi_2)\phi_\mu(u_1) = \phi(u_1)[16\alpha^{-1} + (1 - \pi_1)]$, which is again equivalent to

$$u_1 = \frac{\mu}{2} + \frac{1}{\mu} \log \left(\frac{1 - \pi_1 + 16\alpha^{-1}}{1 - \pi_2} \right) \leq \frac{\mu}{2} + \frac{1}{\mu} \log \left(2 + \frac{16}{\alpha} \right),$$

Since $\mu \leq 2$ and by Lemma D.1, we have

$$u_1 \leq 1 + \frac{\sqrt{1 + \log \left(\frac{\pi_2}{\pi_1} \right)}}{c' \pi_2} \log \left(2 + \frac{32}{\alpha} \right) = 1 + 2n \frac{\sqrt{1 + \log \left(\frac{k_2}{k_1} \right)}}{c' k_2} \log \left(2 + \frac{32}{\alpha} \right). \quad (54)$$

For a suitable constant c_2 in Condition (19) and for n large enough, we therefore have $u_1 \leq \sqrt{\log(n)}$.

Then, it remains to prove that $\text{BH}_{\alpha/2}^*$ rejects many false null hypotheses with probability close to one. Recall that $\text{BH}_{\alpha/2}^* = \{i \in \{1, \dots, n\} : |Y_i| \geq \hat{u}\}$ for

$$\hat{u} = \min \left\{ u \in \mathbb{R}_+ : \sum_{i=1}^n \mathbf{1}\{|Y_i| \geq u\} \geq 4n\alpha^{-1} \bar{\Phi}(u) \right\}.$$

Define $N = \sum_{i \in \mathcal{H}_1(P)} \mathbf{1}\{|Y_i| \geq u_1\}$. Arguing exactly as in Step 3 of the proof of Theorem 3.1 (see Section B), we conclude as in (46) that

$$\mathbb{P}_{Y \sim P}(\hat{u} \leq u_1, N \geq 4n\alpha^{-1} \bar{\Phi}(u_1)) \geq 1 - e^{-3q/28} = 1 - e^{-c'n\alpha^{-1} \bar{\Phi}(u_1)},$$

where $n\bar{\Phi}(u_1) \geq c'' \sqrt{n/\log(n)}$. We have proved that

$$\mathbb{P}_{Y \sim P} \left[|\text{BH}_{\alpha/2}^* \cap \mathcal{H}_1(P)| \geq c_4 \alpha^{-1} \sqrt{\frac{n}{\log(n)}} \right] \geq 1 - e^{-c'\alpha^{-1} c'' \sqrt{n/\log(n)}},$$

whereas $|R(Y)| = 0$ with probability higher than $2/5$.

Proof of Lemma D.1. Since $\int f_1(x) dx = 1$, we deduce from the definition of κ_0 that

$$\begin{aligned} \pi_1 &= \int [(1 - \pi_2)\phi_\mu(x) - (1 - \pi_1)\phi(x)]_+ dx \\ &= [1 - \pi_2] \bar{\Phi}[\kappa_0 - \mu/2] - [1 - \pi_1] \bar{\Phi}[\kappa_0 + \mu/2] \\ &= -[\pi_2 - \pi_1] \bar{\Phi}[\kappa_0 + \mu/2] + [1 - \pi_2] \int_{\kappa_0 - \mu/2}^{\kappa_0 + \mu/2} \phi(x) dx. \end{aligned} \quad (55)$$

Recall that $\pi_2 > \pi_1$. By integration, we derive that

$$\begin{aligned} \frac{\pi_1}{1 - \pi_2} &\leq \int_{\kappa_0 - \mu/2}^{\kappa_0 + \mu/2} \phi(x) dx \leq \phi(\kappa_0) \int_{-\mu/2}^{\mu/2} e^{\kappa_0 x} dx \\ &\leq \frac{\phi(\kappa_0)}{\kappa_0} \frac{\pi_2 - \pi_1}{\sqrt{(1 - \pi_1)(1 - \pi_2)}} \leq \frac{\phi(\kappa_0)}{\kappa_0} \frac{\pi_2 - \pi_1}{1 - \pi_2}. \end{aligned}$$

Hence, we conclude that

$$\frac{\phi(\kappa_0)}{\kappa_0} \geq \frac{\pi_1}{\pi_2 - \pi_1}. \quad (56)$$

Case 1: $\frac{\pi_1}{\pi_2 - \pi_1} \geq \phi(0)e^{-1/2}$. Since $\phi(\kappa_0) \leq \phi(0)$, we deduce from the definition of κ_0

$$\mu \geq \frac{\pi_1 \log\left(1 + \frac{\pi_2 - \pi_1}{1 - \pi_2}\right)}{\phi(0)(\pi_2 - \pi_1)} \geq \pi_1 \geq c' \frac{\pi_2}{\sqrt{1 + \log(\pi_2/\pi_1)}}, \quad (57)$$

for a suitable constant c' since $\pi_2 \leq 1/2$, $\log(1 + x) \geq x/2$ for $x \in [0, 1]$ and we assume that $\pi_2/\pi_1 \leq 1 + e^{1/2}/\phi(0)$. Note that, for $\pi_1 = \pi_2$, we also easily derive from (55) that (57) also holds.

Case 2: $\frac{\pi_1}{\pi_2 - \pi_1} < \phi(0)e^{-1/2}$. We deduce from (56) that either $\kappa_0 \leq 1$ or $\phi(\kappa_0) \geq \frac{\pi_1}{\pi_2 - \pi_1}$, which in turn implies that

$$\kappa_0 \leq \sqrt{2 \log\left(\frac{\phi(0)[\pi_2 - \pi_1]}{\pi_1}\right)}.$$

From the definition of κ_0 , we derive that

$$\mu \geq \frac{\log\left(1 + \frac{\pi_2 - \pi_1}{1 - \pi_2}\right)}{\sqrt{2 \log\left(\frac{\phi(0)[\pi_2 - \pi_1]}{\pi_1}\right)}} \geq \frac{\pi_2 - \pi_1}{2\sqrt{2[1 + \log(\pi_2/\pi_1)]}} \geq c' \frac{\pi_2}{2\sqrt{2[1 + \log(\pi_2/\pi_1)]}},$$

for a suitable constant c' since π_2/π_1 is bounded away from one. □

D.2. Proof of Theorem 4.4

Without loss of generality, we restrict ourselves to distributions P such that $\sigma(P) = 1$. Let $\hat{\theta}$ be any estimator of $\theta(P)$ and assume that Condition (21) holds.

Step 1: building a least favorable mixture distribution

We use the same mixture distribution as in the proof of Theorem 4.2. Consider the density h (50) with $\pi_1 = \pi_2 = \pi = k/2n$, and

$$h = (1 - \pi)\phi + \pi f_1 = (1 - \pi)\phi_\mu + \pi f_2 = \max\{(1 - \pi)\phi, (1 - \pi)\phi_\mu\},$$

where

$$f_1 = \frac{1}{\pi} [(1 - \pi)\phi_\mu - (1 - \pi)\phi]_+ ; \quad f_2 = \frac{1}{\pi} [(1 - \pi)\phi - (1 - \pi)\phi_\mu]_+ .$$

Recall that $\mu \in (0, 2)$ is chosen in such a way that f_1 and f_2 are densities. Also recall the probability measures Q , $Q_{1,z}$, and $Q_{2,z}$ introduced in the previous proof (see Section D.1). Also let Z_i , $1 \leq i \leq n$, be i.i.d. variables with common distribution being a Bernoulli distribution with parameter π . For any event A , we have $\mathbb{P}_{Y \sim Q}[A] = \mathbb{E}_Z[\mathbb{P}_{Y \sim Q_{1,z}}(A)] = \mathbb{E}_Z[\mathbb{P}_{Y \sim Q_{2,z}}(A)]$. Consider the events

$$\Omega^- = \{\widehat{\theta}(Y) \geq \mu/2\}; \quad \Omega^+ = \{\widehat{\theta}(Y) \leq \mu/2\}.$$

Either $\mathbb{E}_Z[\mathbb{P}_{Y \sim Q_{1,z}}(\Omega^-)] \geq 1/2$ or $\mathbb{E}_Z[\mathbb{P}_{Y \sim Q_{2,z}}(\Omega^+)] \geq 1/2$. We assume without loss generality that $\mathbb{E}_Z[\mathbb{P}_{Y \sim Q_{1,z}}(\Omega^-)] \geq 1/2$ the other case being handled similarly.

Since $n_1(Z)$ follows a Binomial distribution with parameters n and π , it follows from Bernstein's inequality that

$$|n_1(Z) - \pi n| \leq \sqrt{2n\pi \log(n)} + \frac{\log(n)}{3} \leq n/4 ,$$

with probability higher than $1 - 2/n$, for n large enough. Hence, there exists $z \in \{0, 1\}^n$ such that for $P = Q_{1,z}$ we have

$$n_1(P) \in \left[\pi n - \sqrt{2n\pi \log(n)} - \frac{\log(n)}{3}; n/2 \right] \quad \text{and} \quad \mathbb{P}_{Y \sim P}[\Omega^-] \geq \frac{1}{2} - \frac{2}{n}. \quad (58)$$

Note that $\theta(P) = 0$ whereas, on Ω^- , $\widehat{\theta}$ is larger or equal to $\mu/2$. In the remainder of the proof, we quantify how this estimation error shifts the distribution of the rescaled p -values.

Step 2: translated p -values

Since, under Ω^- , we have $\theta(P) = 0$ and $\widehat{\theta} \geq \mu/2$, the rescaled p -values are shifted and do not follow an uniform distribution. Let us characterize this shift. We have for all $t \in [0, 1]$, and all $i \in \{1, \dots, n\}$,

$$\begin{aligned} \mathbb{1}\{p_i(Y; \widehat{\theta}, 1) \leq t\} &= \mathbb{1}\{|Y_i - \widehat{\theta}| \geq \overline{\Phi}^{-1}(t/2)\} \\ &\geq \mathbb{1}\{Y_i - \widehat{\theta} \leq -\overline{\Phi}^{-1}(t/2)\} \\ &\geq \mathbb{1}\{Y_i \leq \widehat{\theta} - \overline{\Phi}^{-1}(t/2)\} \\ &\geq \mathbb{1}\{p_i^- \leq \overline{\Phi}[\overline{\Phi}^{-1}(t/2) - \widehat{\theta}]\} , \end{aligned}$$

where we have denoted $p_i^- = \overline{\Phi}(-Y_i)$. Let $\Psi(t) = \overline{\Phi}(\overline{\Phi}^{-1}(t/2) - \widehat{\theta})$ and $\Psi_1(t) = \overline{\Phi}(\overline{\Phi}^{-1}(t/2) - \mu/2)$, $t \in [0, 1]$. On the event Ω^- , we have $\Psi(t) \geq \Psi_1(t)$ for any $t \in [0, 1]$. This entails that, for all $i \in \{1, \dots, n\}$ and $t \in [0, 1]$,

$$\mathbb{1}\{p_i(Y; \widehat{\theta}, 1) \leq t\} \geq \mathbb{1}\{p_i^- \leq \Psi(t)\} \geq \mathbb{1}\{p_i^- \leq \Psi_1(t)\} \text{ for } Y \in \Omega^- . \quad (59)$$

Interestingly, for $i \in \mathcal{H}_0$, the p_i^- 's are all i.i.d. $U(0, 1)$. In contrast to Ψ , the function Ψ_1 does not depend on the Y_i 's.

Step 3: with high probability, on Ω^- , the threshold of $\text{BH}_\alpha(Y; \hat{\theta}, 1)$ is large

Since the rescaled p -values are shifted, one should expect that a large number of them are small enough so that $\text{BH}_\alpha(Y; \hat{\theta}, 1)$ rejects many hypotheses. Let us denote by $\hat{T}_\alpha = T_\alpha(Y; \hat{\theta}, \sigma(P)) \vee (\alpha/n)$ the p -value threshold of $\text{BH}_\alpha(Y; \hat{\theta}, 1)$. In view of (59), we consider the empirical distribution function of p_i^- , $i \in \mathcal{H}_0$, given by

$$\widehat{\mathbb{G}}_0^-(t) = (n_0(P))^{-1} \sum_{i \in \mathcal{H}_0(P)} \mathbf{1}\{p_i^- \leq t\}, \quad t \in [0, 1].$$

Relying on the DKW inequality (Lemma G.1), we derive that this process is uniformly bounded. Precisely, we have $\mathbb{P}(\Omega_0^-) \geq 1 - 1/n$, where

$$\Omega_0^- = \left\{ \sup_{t \in [0, 1]} |\widehat{\mathbb{G}}_0^-(t) - t| \leq \sqrt{\log(2n)/(2n_0(P))} \right\}.$$

Now, a consequence of (59) is that

$$\begin{aligned} \alpha \geq \hat{T}_\alpha &= \max \left\{ t \in [0, 1] : \sum_{i=1}^n \mathbf{1}\{p_i(Y; \hat{\theta}, \sigma(P)) \leq t\} \geq nt/\alpha \right\} \\ &\geq \max \left\{ t \in [0, 1] : \sum_{i=1}^n \mathbf{1}\{p_i^- \leq \Psi_1(t)\} \geq nt/\alpha \right\} \\ &\geq \max \left\{ t \in [0, 1] : (n_0(P)/n) \widehat{\mathbb{G}}_0^-(\Psi_1(t)) \geq t/\alpha \right\} \geq T_0^-, \end{aligned} \quad (60)$$

by letting $T_0^- = \max\{t \in [0, 1] : \widehat{\mathbb{G}}_0^-(\Psi_1(t)) \geq 2t/\alpha\}$. On Ω^- , $\widehat{\mathbb{G}}_0^-(\Psi_1(t))$ is uniformly close to $\Psi_1(t)$, which will allow us to get a lower bound of $\Psi_1(T_0^-)$. This argument is formalized in Lemma D.2 below.

Lemma D.2. *There exists an integer $N = N(\alpha)$ such that if $n_0(P) \geq N$ and*

$$\mu \geq \frac{4 \log(32/\alpha)}{\sqrt{0.25 \log(n_0(P)) + \log(8/\alpha)}}, \quad (61)$$

we have on the event Ω_0^- ,

$$\Psi_1(T_0^-) \geq n_0(P)^{-1/4}. \quad (62)$$

By Lemma D.1, we have $\mu \geq c'\pi = c'k/(2n)$. Hence, Condition (61) is satisfied by Condition (21) together with $n_0(P) \geq 0.5n$. Combining (60) and (62) and since Ψ_1 is increasing, we finally have on the event $\Omega^- \cap \Omega_0^-$,

$$\Psi(\hat{T}_\alpha) \geq \Psi_1(\hat{T}_\alpha) \geq \Psi_1(T_0^-) \geq n_0(P)^{-1/4}. \quad (63)$$

Step 4: $\text{BH}_\alpha(Y; \hat{\theta}, 1)$ makes many false rejections

Since the threshold \hat{T}_α is large enough, one can then prove that $\text{BH}_\alpha(Y; \hat{\theta}, 1)$ makes many false rejections. By (59), we have, on the event $\Omega^- \cap \Omega_0^-$, that for all $t \in [0, 1]$,

$$\begin{aligned} \sum_{i \in \mathcal{H}_0(P)} \mathbf{1}\{p_i(Y; \hat{\theta}, 1) \leq t\} &= \sum_{i \in \mathcal{H}_0(P)} \mathbf{1}\{Y_i \leq -\bar{\Phi}^{-1}(t/2) + \hat{\theta}\} + \mathbf{1}\{Y_i \geq \bar{\Phi}^{-1}(t/2) + \hat{\theta}\} \\ &= \sum_{i \in \mathcal{H}_0(P)} \mathbf{1}\{p_i^- \leq \Psi(t)\} + \mathbf{1}\{p_i^+ \leq \Psi^+(t)\}, \end{aligned}$$

where $\Psi^+(t) = \bar{\Phi}[\bar{\Phi}^{-1}(t/2) + \hat{\theta}]$ and $p_i^+ = \bar{\Phi}(Y_i)$. Define the process

$$\widehat{\mathbb{G}}_0^+(t) = (n_0(P))^{-1} \sum_{i \in \mathcal{H}_0(P)} \mathbb{1}\{p_i^+ \leq t\}, \quad t \in [0, 1].$$

Relying again on the DKW inequality (Lemma G.1), we derive that this process is uniformly bounded in the sense that $\mathbb{P}(\Omega_0^-) \geq 1 - 1/n$, where

$$\Omega_0^+ = \left\{ \sup_{t \in [0,1]} |\widehat{\mathbb{G}}_0^+(t) - t| \leq \sqrt{\log(2n)/(2n_0(P))} \right\}.$$

Hence, on $\Omega^- \cap \Omega_0^- \cap \Omega_0^+$, we have, uniformly over all $t \in [0, 1]$,

$$\sum_{i \in \mathcal{H}_0(P)} \mathbb{1}\{p_i(Y; \hat{\theta}, 1) \leq t\} \geq n_0(P)[\Psi(t) + \Psi^+(t)] - \sqrt{2n \log(2n)}.$$

By (58), $n_0(P) \geq n(1 - \pi) - \sqrt{2n\pi \log(n)} - \log(n)/3 \geq n(1 - \pi) - 2\sqrt{2n \log(n)}$. Hence, we conclude that, uniformly over all $t \in [0, 1]$,

$$\sum_{i \in \mathcal{H}_0(P)} \mathbb{1}\{p_i(Y; \hat{\theta}, 1) \leq t\} \geq n(1 - \pi)[\Psi(t) + \Psi^+(t)] - 5\sqrt{2n \log(2n)}. \quad (64)$$

In the previous step (see (63)), we have proved that $\Psi(\widehat{T}_\alpha) \geq n_0(P)^{-1/4}$. This implies that

$$|\text{BH}_\alpha(Y; \hat{\theta}, 1) \cap \mathcal{H}_0(P)| \geq \frac{3}{4}n^{3/4} - 5\sqrt{2n \log(2n)} \geq \frac{1}{2}n^{3/4},$$

for n large enough. This proves the first statement of the theorem.

Step 5: with high probability, on Ω^- , $\text{BH}_\alpha(Y; \hat{\theta}, 1)$ cannot make too many true rejections

In this step, we bound the number of true rejections uniformly with respect to the threshold t of the testing procedure. We have for all $t \in [0, 1]$, and all $i \in \{1, \dots, n\}$,

$$\begin{aligned} \mathbb{1}\{p_i(Y; \hat{\theta}, 1) \leq t\} &= \mathbb{1}\{Y_i \leq -\bar{\Phi}^{-1}(t/2) + \hat{\theta}\} + \mathbb{1}\{Y_i \geq \bar{\Phi}^{-1}(t/2) + \hat{\theta}\} \\ &= \mathbb{1}\{Y_i \leq -\bar{\Phi}^{-1}(t/2) + \hat{\theta}\} + \mathbb{1}\{Y_i \geq \bar{\Phi}^{-1}(t/2) + \hat{\theta}\}. \end{aligned}$$

Now, recall that the variables $Y_i, i \in \mathcal{H}_1(P)$, are i.i.d. with common density $\frac{1-\pi}{\pi}(\phi_\mu - \phi)_+$. For $t \in [0, 1]$, define

$$\widehat{\mathbb{G}}_1^-(t) = (n_1(P))^{-1} \sum_{i \in \mathcal{H}_1(P)} \mathbb{1}\{\bar{\Phi}(-Y_i) \leq t\}, \quad G_1^-(t) = \mathbb{E}_P[\widehat{\mathbb{G}}_1^-(t)];$$

$$\Omega_1^- = \left\{ \sup_{t \in [0,1]} (\widehat{\mathbb{G}}_1^-(t) - G_1^-(t)) \leq \sqrt{\log(n)/(2n_1(P))} \right\};$$

$$\widehat{\mathbb{G}}_1^+(t) = (n_1(P))^{-1} \sum_{i \in \mathcal{H}_1(P)} \mathbb{1}\{\bar{\Phi}(Y_i) \leq t\}, \quad G_1^+(t) = \mathbb{E}_P[\widehat{\mathbb{G}}_1^+(t)];$$

$$\Omega_1^+ = \left\{ \sup_{t \in [0,1]} (\widehat{\mathbb{G}}_1^+(t) - G_1^+(t)) \leq \sqrt{\log(n)/(2n_1(P))} \right\}.$$

Applying twice the DKW inequality (Lemma G.1), we have $\mathbb{P}(\Omega_1^-) \geq 1 - 1/n$ and $\mathbb{P}(\Omega_1^+) \geq 1 - 1/n$, which gives that the event $\Omega_1 = \Omega_1^+ \cap \Omega_1^-$ is such that $\mathbb{P}(\Omega_1) \geq 1 - 2/n$. Furthermore, we have for all $t \in [0, 1]$, and $i \in \mathcal{H}_1(P)$,

$$\begin{aligned} G_1^-(t) &= \mathbb{P}(\bar{\Phi}(-Y_i) \leq t) = \mathbb{P}(Y_i \leq -\bar{\Phi}^{-1}(t)) = \frac{1-\pi}{\pi} \int_{-\infty}^{-\bar{\Phi}^{-1}(t)} (\phi(x-\mu) - \phi(x))_+ dx \\ &\leq \frac{1-\pi}{\pi} \bar{\Phi}[\bar{\Phi}^{-1}(t) + \mu] ; \\ G_1^+(t) &= \mathbb{P}(\bar{\Phi}(Y_i) \leq t) = \mathbb{P}(Y_i \geq \bar{\Phi}^{-1}(t)) = \frac{1-\pi}{\pi} \int_{\bar{\Phi}^{-1}(t)}^{\infty} (\phi(x-\mu) - \phi(x))_+ dx \\ &\leq \frac{1-\pi}{\pi} \bar{\Phi}[\bar{\Phi}^{-1}(t) - \mu] . \end{aligned}$$

As a result, on the event Ω_1 , we have for all $t \in [0, 1]$,

$$\begin{aligned} &\sum_{i \in \mathcal{H}_1(P)} \mathbb{1}\{p_i(Y; \hat{\theta}, 1) \leq t\} \\ &= n_1(P) \hat{\mathbb{G}}_1^-(\Psi(t)) + n_1(P) \hat{\mathbb{G}}_1^+(\Psi^+(t)) \\ &\leq n_1(P) [G_1^-(\Psi(t)) + G_1^+(\Psi^+(t))] + \sqrt{2n_1(P) \log(n)} \\ &\leq n_1(P) \frac{1-\pi}{\pi} \left[\bar{\Phi}[\bar{\Phi}^{-1}(t/2) - \hat{\theta} + \mu] + \bar{\Phi}[\bar{\Phi}^{-1}(t/2) + \hat{\theta} - \mu] \right] \\ &\quad + \sqrt{2n_1(P) \log(n)} . \end{aligned}$$

Now, since for any fixed $t \in [0, 1]$, the map

$$u \in [0, \infty] \mapsto \bar{\Phi} \left[\bar{\Phi}^{-1}(t/2) + u \right] + \bar{\Phi} \left[\bar{\Phi}^{-1}(t/2) - u \right]$$

is nondecreasing, we have on $\Omega^- \cap \Omega_0^- \cap \Omega_1$ that

$$\begin{aligned} &\bar{\Phi} \left[\bar{\Phi}^{-1}(t/2) + |\hat{\theta} - \mu| \right] + \bar{\Phi} \left[\bar{\Phi}^{-1}(t/2) - |\hat{\theta} - \mu| \right] \\ &\leq \bar{\Phi} \left[\bar{\Phi}^{-1}(t/2) + \hat{\theta} \right] + \bar{\Phi} \left[\bar{\Phi}^{-1}(t/2) - \hat{\theta} \right] = \Psi(t) + \Psi^+(t) , \end{aligned}$$

by using $|\hat{\theta} - \mu| \leq \hat{\theta}$ (since $\hat{\theta} \geq \mu/2$) and the definition of $\Psi(t)$. Finally, on $\Omega^- \cap \Omega_0^- \cap \Omega_1$, we obtain that, for all $t \in [0, 1]$,

$$\sum_{i \in \mathcal{H}_1(P)} \mathbb{1}\{p_i(Y; \hat{\theta}, 1) \leq t\} \leq \frac{n_1(P)(1-\pi)}{\pi} [\Psi(t) + \Psi^+(t)] + \sqrt{2 \log(n)} .$$

From (58) and since $\pi \geq \log^{-1/2}(n)$, we deduce that

$$\frac{n_1(P)(1-\pi)}{\pi} \leq n(1-\pi) + \sqrt{\frac{2n \log(n)}{\pi}} + \frac{\log(n)}{3\pi} \leq n(1-\pi) + 2\sqrt{2n} \log(n) .$$

Hence, we conclude that, for all $t \in [0, 1]$,

$$\sum_{i \in \mathcal{H}_1(P)} \mathbb{1}\{p_i(Y; \hat{\theta}, 1) \leq t\} \leq n(1-\pi) [\Psi(t) + \Psi^+(t)] + 5\sqrt{2n} \log(n) . \quad (65)$$

Step 6: On $\Omega^- \cap \Omega_0^- \cap \Omega_1$, the FDP of $\text{BH}_\alpha(Y; \hat{\theta}, 1)$ is close to 1/2

We deduce from the previous steps a lower bound for the FDP. First, by definition of the FDP and of the threshold \hat{T}_α of $\text{BH}_\alpha(Y; \hat{\theta}, 1)$ (note that the procedure rejects at least one true null hypotheses by (63) and (64)), we deduce from (64) and (65) that, for $Y \in \Omega^- \cap \Omega_0^- \cap \Omega_1$,

$$\begin{aligned}
& \text{FDP}(P, \text{BH}_\alpha(Y; \hat{\theta}, 1)) \\
& \geq \inf_{t \in [\hat{T}_\alpha, \alpha]} \frac{\sum_{i \in \mathcal{H}_0(P)} \mathbb{1}\{p_i(Y; \hat{\theta}, 1) \leq t\}}{\sum_{i=1}^n \mathbb{1}\{p_i(Y; \hat{\theta}, 1) \leq t\}} \\
& = \inf_{t \in [\hat{T}_\alpha, \alpha]} \left[1 + \frac{\sum_{i \in \mathcal{H}_1(P)} \mathbb{1}\{p_i(Y; \hat{\theta}, 1) \leq t\}}{\sum_{i \in \mathcal{H}_0(P)} \mathbb{1}\{p_i(Y; \hat{\theta}, 1) \leq t\}} \right]^{-1} \\
& \geq \inf_{t \in [\hat{T}_\alpha, \alpha]} \left[1 + \frac{n(1-\pi)[\Psi(t) + \Psi^+(t)] + 5\sqrt{2n} \log(n)}{(n(1-\pi)[\Psi(t) + \Psi^+(t)] - 5\sqrt{2n} \log(n))_+} \right]^{-1} \\
& \geq \inf_{t \in [\hat{T}_\alpha, \alpha]} \left[2 + \frac{10\sqrt{2n} \log(n)}{(n(1-\pi)[\Psi(t) + \Psi^+(t)] - 5\sqrt{2n} \log(n))_+} \right]^{-1}.
\end{aligned}$$

We have proved in (62) that $\Psi(t) \geq \Psi(\hat{T}_\alpha) \geq n_0(P)^{-1/4} \geq (n/2)^{-1/4}$. Hence, for n large enough, we obtain

$$\text{FDP}(P, \text{BH}_\alpha(Y; \hat{\theta}, 1)) \geq \frac{1}{2 + c'n^{-1/5}}.$$

Since the event $\Omega^- \cap \Omega_0^- \cap \Omega_1$ occurs with probability higher than $1/2 - c''/n$, we have proved the second statement of the theorem.

D.3. Proof of Theorem 4.1 (ii)

As explained above, Theorem 4.1 (ii) is shown by adapting Theorem 3.2 to the case $\hat{\sigma} = \sigma(P)$, the only difference in the proof being that we now quantify the impact of the mean $\theta(P)$ estimation error on the p -values and the corresponding threshold $T_\alpha(\hat{\theta}, \sigma(P))$ of plug-in BH. In other words, Lemma C.2 has to be replaced by Lemma D.3 below (to be proved in Appendix F).

Lemma D.3. For any estimator $\hat{\theta}$, let $\delta > 0$, $\theta \in \mathbb{R}$, $\sigma > 0$, $\alpha \in (0, 0.8)$, $t_0 \in (0, \alpha)$ and

$$\eta = \delta c \sqrt{2 \log(1/t_0)},$$

with the constant $c > 0$ of Corollary F.6. Assume $|\hat{\theta} - \theta| \leq \sigma \delta$ and $\eta \leq 0.05$. Then, for all $i \in \{1, \dots, n\}$,

- if $T_\alpha(\hat{\theta}, \hat{\sigma}) \vee (\alpha/n) \geq t_0$, we have

$$\begin{aligned}
\mathbb{1}\{p_i(\hat{\theta}, \sigma) \leq T_\alpha(\hat{\theta}, \sigma)\} & \leq \mathbb{1}\{p_i(\theta, \sigma) \leq (1 + \eta)T_\alpha(\hat{\theta}, \sigma)\} \\
& \leq \mathbb{1}\{p_i(\theta, \sigma) \leq T_{\alpha(1+\eta)}(\theta, \sigma)\};
\end{aligned} \tag{66}$$

- if $T_{0.95\alpha}(\theta, \sigma) \vee (0.95\alpha/n) \geq t_0$, we have

$$\mathbb{1}\{p_i(\theta, \sigma) \leq T_{\alpha(1-\eta)}(\theta, \sigma)\} \leq \mathbb{1}\{p_i(\hat{\theta}, \sigma) \leq T_\alpha(\hat{\theta}, \sigma)\}.$$
 \tag{67}

D.4. Proofs for location model

Proof of Theorem 5.1. Consider any procedure R . We extend the proof of Theorem 4.2 (see Section D.1) to general function g but in the specific case $k_1 = k_2 = k$. Take $\pi = k/(2n)$. Let $\mu > 0$ be such that

$$\int_0^{\mu/2} g(x)dx = \frac{\pi}{2(1-\pi)} < 1/2 .$$

Since g is non-increasing on \mathbb{R}_+ , we have $\mu = 2\bar{G}^{-1}(\frac{1-2\pi}{2(1-\pi)}) \geq c'_g\pi$. Then, one can check that

$$h = (1-\pi)g + \pi f_1 = (1-\pi)g_\mu + \pi f_2 = \max\{(1-\pi)g, (1-\pi)g_\mu\} ,$$

is a density where

$$f_1 = \frac{1}{\pi} [(1-\pi)g_\mu - (1-\pi)g]_+ ; \quad f_2 = \frac{1}{\pi} [(1-\pi)g - (1-\pi)g_\mu]_+ .$$

Since g is non-increasing on \mathbb{R}_+ , $f_1(x) > 0$ for $x > \mu/2$ and $f_2(x) > 0$ for $x < \mu/2$.

Defining the distributions $Q, Q_{1,z}, Q_{2,z}$ and Z as in the proof of Theorem 4.2 (with $k_1 = k_2, Z = Z_1 = Z_2$), we derive that either

$$\mathbb{E}_Z[\mathbb{E}_{Y \sim Q_{1,Z}}[|R(Y)| > 0]] = \mathbb{E}_Z[\mathbb{E}_{Y \sim Q_{2,Z}}[|R(Y)| > 0]] \geq 1/2$$

or

$$\mathbb{E}_Z[\mathbb{E}_{Y \sim Q_{1,Z}}[|R(Y)| = 0]] = \mathbb{E}_Z[\mathbb{E}_{Y \sim Q_{2,Z}}[|R(Y)| = 0]] > 1/2.$$

In the former case, we obtain by arguing exactly as in step 2 of the previous proof that there exists P with $n_1(P) \leq k$ and $\text{FDR}(P, R) \geq 2/5$.

Let us now turn to the case $\mathbb{E}_Z[\mathbb{E}_{Y \sim Q_{1,Z}}[|R(Y)| = 0]] \geq 1/2$. Hence, there exists P with $n_1(P) \in [k/4, k]$ and $\theta(P) = 0$ such that $\mathbb{P}_{Y \sim P}(|R(Y)| = 0) \geq 2/5$ (for k large enough). It remains to prove that the oracle Benjamini-Hochberg $\text{BH}_{\alpha/2}^*$ rejects many null hypotheses with probability close to one. It suffices to prove that many oracle p -values $p_i^* = 2\bar{G}(|Y_i|)$ are small enough. Consider any $i \in \mathcal{H}_1(P)$. The corresponding density of Y_i is given by $f_1(x) = \frac{1-\pi}{\pi}[g(x-\mu) - g(x)]_+$, which is positive for $x \geq \mu/2$. Consider some $t \in [\alpha/(2n); \alpha/2]$ whose value will be fixed later. The event $\{p_i^* \leq t\} \subset \{Y_i \geq \bar{G}^{-1}(\frac{t}{2})\}$ occurs with probability higher or equal to

$$r_\mu(t) = \frac{1-\pi}{\pi} \left[\bar{G} \left[\bar{G}^{-1} \left(\frac{t}{2} \right) - \mu \right] - \frac{t}{2} \right] .$$

Applying Bernstein inequality, we deduce that

$$\mathbb{P}_{Y \sim P} \left[\sum_{i \in \mathcal{H}_1(P)} \mathbb{1}\{p_i^* \leq t\} \geq \frac{n_1(P)}{2} r_\mu(t) \right] \geq 1 - e^{-3n_1(P)r_\mu(t)/28} . \quad (68)$$

Observe that

$$\frac{n_1(P)r_\mu(t)}{2} \geq \frac{1-\pi}{4} n \left[\bar{G} \left[\bar{G}^{-1} \left(\frac{t}{2} \right) - \mu \right] - \frac{t}{2} \right] \geq \frac{3n}{16} \left[\bar{G} \left(\bar{G}^{-1} \left(\frac{t}{2} \right) - c'_g\pi \right) - \frac{t}{2} \right]$$

By definition of BH procedure, on the event within (68), $\text{BH}_{\alpha/2}^*$ rejects each null hypothesis corresponding to a p -value $p_i^* \leq t$ as long as this last expression is higher than $2nt/\alpha$. Putting everything together we have proved that

$$\mathbb{P}_{Y \sim P} \left[|\text{BH}_{\alpha/2}^* \cap \mathcal{H}_1(P)| \geq \frac{2nt}{\alpha} \right] \geq 1 - e^{-c'tn/\alpha} ,$$

if some $t \in [\frac{\alpha}{2n}; \alpha/2]$ satisfies

$$\overline{G} \left(\overline{G}^{-1} \left(\frac{t}{2} \right) - c'_g \pi \right) \geq \frac{12t}{\alpha} . \quad (69)$$

Such a t exists by Condition (27). Fixing $t = t_0$ leads to the desired conclusion. \square

Proof of Theorem 5.2. We consider the exact same density h as above, but we now fix $\pi = \bar{\pi} - n^{-1/3}$. Arguing as in the proof of Theorem 4.2 (see (52) therein), we have

$$\mathbb{E}_Z \text{FDR}[Q_{1,Z}, R] + \mathbb{E}_Z \text{FDR}[Q_{2,Z}, R] \geq \mathbb{P}_{Y \sim Q}[|R(Y)| > 0] ,$$

where $Z \sim \mathcal{B}(\pi)^{\otimes n}$ and with $Q, Q_{1,z}, Q_{2,z}$ defined therein.

If $\mathbb{P}_{Y \sim Q}[|R(Y)| > 0] \geq 1/2$, we have either $\mathbb{E}_Z \text{FDR}[Q_{1,Z}, R] \geq 1/4$ or $\mathbb{E}_Z \text{FDR}[Q_{2,Z}, R] \geq 1/4$. Since $n_1(Z)$ follows a Binomial distribution with parameter n and $\pi = \bar{\pi} - n^{-1/3}$, it follows from Bernstein inequality, that

$$\mathbb{P}_Z[n_1(Z) \geq \bar{\pi}n] \leq \exp(-c'_\alpha n^{1/3}) , \quad (70)$$

for some constant $c'_\alpha > 0$ that only depends on α (through π_α). As a consequence, there exists $i \in \{0, 1\}$ and $z \in \{0, 1\}^n$ with $n_1(z) \leq \bar{\pi}n$ such that

$$\text{FDR}[Q_{i,z}, R] \geq 1/4 - \exp(-c'_\alpha n^{1/3}).$$

Now assume that

$$\mathbb{P}_{Y \sim Q}[|R(Y)| = 0] = \mathbb{E}_Z[P_{Y \sim Q_{1,Z}} = 0] \geq 1/2 . \quad (71)$$

We consider the behavior of $|\text{BH}_\alpha^*|$, the number of rejections of BH_α^* , under $Q_{1,Z}$. Fix $t_0 = 2\overline{G}(\mu/2) = \frac{1-2\pi}{1-\bar{\pi}} \in (0, 1)$, so that $\overline{G}^{-1}(t_0/2) = \mu/2$. From Fubini's Theorem and the definition of $|\text{BH}_\alpha^*|$, we derive that

$$\begin{aligned} \mathbb{E}_Z \mathbb{P}_{Y \sim Q_{1,Z}} \left[|\text{BH}_\alpha^*| \geq \frac{nt_0}{\alpha} \right] &= \mathbb{P}_{Y \sim Q} \left[|\text{BH}_\alpha^*| \geq n \frac{t_0}{\alpha} \right] \\ &\geq \mathbb{P}_{Y \sim Q} \left[\sum_{i=1}^n \mathbf{1}\{p_i^* \leq t_0\} \geq \frac{nt_0}{\alpha} \right] . \end{aligned}$$

Under Q , the random variables $\mathbf{1}\{p_i^* \leq t_0\}$, $1 \leq i \leq n$, are i.i.d. and follow a Bernoulli distribution with parameter

$$\mathbb{P}[p_i^* \leq t_0] = (1 - \pi) [\overline{G}(\mu/2) + 1 - \overline{G}(\mu/2)] = 1 - \pi .$$

Define the function $\psi : x \mapsto (1-x) - \frac{1-2x}{\alpha(1-x)}$. For any $\alpha \in (0, 1)$, $\psi'(x) = -1 + 1/[\alpha(1-x)^2]$. Hence, ψ is convex and strictly increasing in $[0, 1/2]$. Recall the definition of $\pi_\alpha = \frac{\sqrt{1-\alpha} - (1-\alpha)}{\alpha} \in (0, 1/2)$. One then shows that $\psi(\pi_\alpha) = 0$ and $\psi(x) \in (0, 1/2)$ for any $x \in (\pi_\alpha, 1/2)$. Since $\lim \pi = \bar{\pi} > \pi_\alpha$, it follows that, for n larger than a constant depending only on $\bar{\pi}$ and α , we have $\pi > \pi_\alpha$. Hence, we derive from Bernstein inequality that

$$\begin{aligned} \mathbb{E}_Z \mathbb{P}_{Y \sim Q_{1,Z}} \left[|\text{BH}_\alpha^*| \geq \frac{nt_0}{\alpha} \right] &\geq 1 - \exp \left[-n \frac{\psi^2(\pi)}{2[1-\pi] + \psi(\pi)/3} \right] \\ &\geq 1 - \exp \left[-c_\alpha n (\pi - \pi_\alpha)^2 \right] \\ &\geq 1 - \exp \left[-c_\alpha n (\bar{\pi} - \pi_\alpha)^2 \right], \end{aligned} \quad (72)$$

since $\psi(\pi) = \psi(\pi) - \psi(\pi_\alpha) \geq \psi'(\pi_\alpha)(\pi - \pi_\alpha)$, $\psi'(\pi_\alpha) > 0$ only depends on α . Moreover, provided that $|\text{BH}_\alpha^*| \geq \frac{nt_0}{\alpha}$, we have $|\text{BH}_\alpha^* \cap \mathcal{H}_1(Q_{1,Z})| \geq \sum_{i=1}^n \mathbf{1}\{Z_i = 1\} \mathbf{1}\{p_i^* \leq t_0\}$. When $Z_i = 1$, it follows from the definition of t_0 that we have $p_i^* \leq t_0$ almost surely. As a consequence, for each i , $\mathbf{1}\{Z_i = 1\} \mathbf{1}\{p_i^* \leq t_0\}$ is a Bernoulli variable of parameter π , we derive from Bernstein inequality that

$$\begin{aligned} \mathbb{E}_Z \mathbb{P}_{Y \sim Q_{1,Z}} \left[\sum_{i=1}^n \mathbf{1}\{Z_i = 1\} \mathbf{1}\{p_i^* \leq t_0\} \geq \frac{n\pi}{2} \right] &\geq 1 - \exp \left[-nc\pi^2 \right] \\ &\geq 1 - \exp \left[-c_2 n \bar{\pi}^2 \right], \end{aligned} \quad (73)$$

for n larger than a constant depending on $\bar{\pi}$. Since $\pi \geq \bar{\pi}/2$ for n large enough, we deduce that by combining the two previous inequalities that

$$\mathbb{E}_Z \mathbb{P}_{Y \sim Q_{1,Z}} \left[|\text{BH}_\alpha^* \cap \mathcal{H}_1(P)| \geq \frac{n\bar{\pi}}{4} \right] \geq 1 - 2 \exp \left[-c'_\alpha n (\bar{\pi} - \pi_\alpha)^2 \right],$$

and therefore that

$$\mathbb{P}_Z \left[\mathbb{P}_{Y \sim Q_{1,Z}} \left[|\text{BH}_\alpha^* \cap \mathcal{H}_1(P)| \geq \frac{n\bar{\pi}}{4} \right] \geq 1 - 10 \exp \left[-c'_\alpha n (\bar{\pi} - \pi_\alpha)^2 \right] \right] \geq \frac{4}{5}.$$

Also, it follows from (71) that

$$\mathbb{P}_Z \left[\mathbb{P}_{Y \sim Q_{1,Z}} [|R(Y)| = 0] > 1/3 \right] \geq \frac{1}{4}.$$

Combining the two previous inequalities with (70), we conclude that there exists $P \in \mathcal{P}_g$ with $n_1(P) \leq \bar{\pi}n$ such that $\mathbb{P}_{Y \sim P} [|R(Y)| = 0] \geq 1/3$ and

$$\mathbb{P}_{Y \sim P} \left[|\text{BH}_\alpha^* \cap \mathcal{H}_1(P)| \geq \frac{n\bar{\pi}}{4} \right] \geq 1 - 10 \exp \left[-c'_\alpha n (\bar{\pi} - \pi_\alpha)^2 \right].$$

The result follows. \square

Proof of Proposition 5.6. We follow the same approach as in the previous proof, but we can sharpen the bounds using the explicit form of g . As in the previous proofs, we consider the same density h , which now takes the form $h(y) = (1-\pi) \max\{e^{-|y|}/2, e^{-|y-\mu|}/2\}$ with $\pi = \bar{\pi} - n^{-1/3}$. We also consider the same $Q, Q_{1,z}, Q_{2,z}, z \in \{0, 1\}^n$, and Z with i.i.d. $\mathcal{B}(\pi)$ coordinates. Recall that $g(x) = e^{-|x|}/2, \bar{G}(x) = e^{-x}/2$ for $x \geq 0$ and $\bar{G}^{-1}(t) = \log(1/(2t))$ for

$t \leq 1/2$. As a consequence, $\mu = 2 \log(\frac{1-\pi}{1-2\pi})$. Note that for any $x > \mu$, we have $g(x - \mu)/g(x) = e^{-\mu}$. Now consider any multiple testing procedure R .

Step 1: Controlling $\mathbb{E}_Z \text{FDR}(Q_{1,Z}, R) + \mathbb{E}_Z \text{FDR}(Q_{2,Z}, R)$. For $Y_i \geq \mu$, then

$$\mathbb{P}_{Z,Y \sim Q_{1,Z}}[Z_i = 0 \mid Y_i] = \frac{(1-\pi)e^{-Y_i}/2}{h(Y_i)} = \frac{e^{-Y_i}}{\max\{e^{-Y_i}, e^{-Y_i+\mu}\}} = e^{-\mu} = \frac{(1-2\pi)^2}{(1-\pi)^2}.$$

If $Y_i \in [\mu/2; \mu]$, then

$$\mathbb{P}_{Z,Y \sim Q_{1,Z}}[Z_i = 0 \mid Y_i] = \frac{e^{-Y_i}}{\max\{e^{-Y_i}, e^{-\mu+Y_i}\}} = e^{\mu-2Y_i} \geq e^{-\mu} = \frac{(1-2\pi)^2}{(1-\pi)^2}.$$

Finally, if $Y_i \leq \mu/2$, then $\mathbb{P}_{Z,Y \sim Q_{1,Z}}[Z_i = 0 \mid Y_i] = 1$. Arguing similarly for $Q_{2,Z}$, we derive that

$$\mathbb{P}_{Z,Y \sim Q_{1,Z}}[Z_i = 0 \mid Y_i] + \mathbb{P}_{Z,Y \sim Q_{2,Z}}[Z_i = 0 \mid Y_i] \geq 1 + e^{-\mu}$$

This allows us to derive that

$$\mathbb{E}_Z[\text{FDR}(Q_{1,Z}, R)] + \mathbb{E}_Z[\text{FDR}(Q_{2,Z}, R)] \geq (1 + e^{-\mu})\mathbb{P}_{Y \sim Q}[|R(Y)| > 0].$$

By symmetry, we may assume henceforth that

$$\mathbb{E}_Z[\text{FDR}(Q_{1,Z}, R)] \geq (1 + e^{-\mu}) \frac{\mathbb{P}_{Y \sim Q}[|R(Y)| > 0]}{2}. \quad (74)$$

Step 2: Controlling the behavior of $|\text{BH}_\alpha^*|$. Under $Q_{1,z}$, the oracle p -value p_i^* is simply $2\overline{G}(|Y_i|)$. Consider any $t \leq e^{-\mu}$. Under the mixture distribution Q , we have

$$\begin{aligned} \mathbb{P}_{Y \sim Q}[p_i^* \leq t] &= (1-\pi) \left[\int_{-\infty}^{-\overline{G}^{-1}(t/2)} g(x) dx + \int_{\overline{G}^{-1}(t/2)}^{\infty} g(x-\mu) dx \right] \\ &= (1-\pi) [t/2 + e^\mu t/2] = t\eta(\pi), \end{aligned} \quad (75)$$

where

$$\eta(\pi) = \frac{(1-\pi)}{2} [1 + e^\mu] = \frac{1-\pi}{2} \left[1 + \frac{(1-\pi)^2}{(1-2\pi)^2} \right]. \quad (76)$$

The function η is increasing and is larger than 1 for $\pi \in (0, 1/2)$ (to see this, we check that $\eta'(\pi) = (\pi/2)(10\pi^2 - 15\pi + 6)/(1-2\pi)^3$). Besides, η goes to $+\infty$ when π converges to $1/2$. In addition, observe that π_α^* given by (34) satisfy $\frac{(1-2\pi_\alpha^*)^2}{(1-\pi_\alpha^*)^2} = \alpha$, so that $\alpha < e^{-\mu}$. This implies $\alpha\eta(\pi) < (1-\pi) < 1$.

Now denote $T_\alpha^*(Y) = \max\{t \in [0, 1] : \sum_{i=1}^n \mathbf{1}\{p_i^* \leq t\} \geq nt/\alpha\}$ the threshold of BH_α^* . We have

$$\begin{aligned} \mathbb{P}_{Y \sim Q}[|\text{BH}_\alpha^*| > 0] &= (\alpha/n) \sum_{i=1}^n E_{Y \sim Q} \left[\frac{\mathbf{1}\{p_i^* \leq T_\alpha^*(Y)\}}{T_\alpha^*(Y) \vee (\alpha/n)} \right] \\ &= (\alpha/n) \sum_{i=1}^n E_{Y \sim Q} \left[\frac{\mathbb{P}(p_i^* \leq T_\alpha^*(Y^{(i)}) \mid Y^{(i)})}{T_\alpha^*(Y^{(i)})} \right] = \alpha\eta(\pi) \end{aligned}$$

where we used Lemma F.3 (and the notation therein), the independence between p_i^* and $Y^{(i)}$, combined with the fact that $T_\alpha^*(Y^{(i)}) \leq \alpha < e^{-\mu}$ and (75).

Next, as assumed in the statement of the theorem, let us suppose that R is such that

$$\sup_{P \in \mathcal{P}_g: n_1(P)/n \leq \bar{\pi}} \{\text{FDR}(P, R) - \alpha n_0(P)/n\} \leq 0.$$

Then, it follows from (74) and Bernstein inequality that

$$\begin{aligned} & \mathbb{E}_Z \mathbb{P}_{Y \sim P_{1,Z}}[|R(Y)| > 0] \\ & \leq \frac{2}{1 + e^{-\mu}} \mathbb{E}_Z[\text{FDR}(Q_{1,Z}, R)] \\ & \leq \frac{2}{1 + e^{-\mu}} \left[\mathbb{E} \left[(\alpha n_0(Z)/n) \mathbb{1}\{\bar{\pi} - 2n^{-1/3} \leq n_1(Z)/n \leq \bar{\pi}\} \right] \right. \\ & \quad \left. + \mathbb{P}(|n_1(Z)/n - \pi| > n^{-1/3}) \right] \\ & \leq \frac{2}{1 + e^{-\mu}} \alpha(1 - \pi) + 2n^{-1/3} + 4e^{-c_{\bar{\pi}} n^{1/3}} \\ & \leq \frac{2}{1 + e^{-\mu}} \alpha(1 - \pi) + c'_{\bar{\pi}} n^{-1/3}. \end{aligned}$$

Combining the above bounds yields

$$\begin{aligned} & \mathbb{E}_Z \left[\mathbb{P}_{Y \sim P_{1,Z}}[|\text{BH}_\alpha^*| > 0] - \mathbb{P}_{Y \sim P_{1,Z}}[|R(Y)| > 0] \right] \\ & \geq \alpha \eta(\pi) - \frac{2}{1 + e^{-\mu}} \alpha(1 - \pi) - c'_{\bar{\pi}} n^{-1/3} \\ & = \alpha \zeta(\pi) - c'_{\bar{\pi}} n^{-1/3}, \end{aligned}$$

where $\zeta(u) = \frac{1-u}{2} \left[1 + \frac{(1-u)^2}{(1-2u)^2} - 4 / \left(1 + \frac{(1-2u)^2}{(1-u)^2} \right) \right]$, for $u \in (0, 1/2)$. Since $1 + x > 4/(1 + 1/x)$ for any $x > 1$, it follows that $\zeta(u) > 0$ for any $u \in (0, 1/2)$. Besides, one can check that ζ is increasing on $(0, 1/2)$. Since the functions η and μ are continuously differentiable in π , we conclude that

$$\mathbb{E}_Z \left[\mathbb{P}_{Y \sim P_{1,Z}}[|\text{BH}_\alpha^*| > 0] - \mathbb{P}_{Y \sim P_{1,Z}}[|R(Y)| > 0] \right] \geq \alpha \zeta(\bar{\pi}) - c''_{\bar{\pi}} n^{-1/3},$$

Applying again Bernstein inequality to $n_1(Z)$, we conclude that there exists P with $n_1(P)/n \leq \bar{\pi}$ such that

$$\mathbb{P}_{Y \sim P}[|\text{BH}_\alpha^*| > 0] - \mathbb{P}_{Y \sim P}[|R(Y)| > 0] \geq \alpha \zeta(\bar{\pi}) - c'''_{\bar{\pi}} n^{-1/3}.$$

The result follows. \square

Proof of Theorem 5.3. We adapt the proof of Theorem 3.2 (see Sections C.1 and C.2) to the location model. Following exactly the same proof, (32) and (33) hold provided that we modify the four following ingredients: Lemma F.1, Lemma C.1, Lemma C.2 and Lemma C.3. This is done below.

Modification of Lemma F.1: Arguing as for Lemma F.1, we can prove that the empirical median is close to $\theta(P)$. Precisely, there exist constants $c'_1, c'_2, c'_3 > 0$, only depending on g , such that for $n \geq 1$, all $P \in \mathcal{P}$ such that $n_0(P)/n \geq 0.9$, and all $x \in (0, c'_1 n)$,

$$\mathbb{P} \left(|\tilde{\theta} - \theta(P)| \geq c'_2 \frac{n_1(P) + 2}{n} + c'_3 \sqrt{\frac{x}{n}} \right) \leq 2e^{-x}. \quad (77)$$

The proof is mainly based on the fact \bar{G} and \bar{G}^{-1} are continuously differentiable and therefore locally lipschitz around 0 and 1/2. Hence, for $x = n^{2/3}$, we get for n large enough, $\mathbb{P}(\Omega^c) \leq 2e^{-n^{2/3}}$ for

$$\Omega = \left\{ |\tilde{\theta} - \theta(P)| \leq \delta \right\}, \quad \delta = c_2 \left(\frac{n_1(P) + 2}{n} + n^{-1/6} \right),$$

for some constant c_2 only depending on g .

Modification of Lemma C.1: with the additional assumption $\eta \leq 1/2$, we easily check that the same result holds under the condition $|\tilde{\theta} - \theta(P)| \leq \bar{G}^{-1}(1/4)/2$, which is ensured on Ω for n larger than some constant (only depending on g).

Modification of Lemma C.2: the following lemma is a modification of Lemma C.2.

Lemma D.4. *For an arbitrary estimator $\hat{\theta}$, let $\delta > 0$, $\theta \in \mathbb{R}$, $\alpha \in (0, 0.5)$, $t_0 \in (0, \alpha)$ and*

$$\eta = \delta \max_{t \in [t_0, \alpha]} \left\{ \frac{1}{\bar{G}^{-1}(t/2) - \bar{G}^{-1}(t)} \frac{g(\bar{G}^{-1}(t))}{g(\bar{G}^{-1}(t/2))} \right\}$$

Assume that $|\hat{\theta} - \theta| \leq \delta$ and $\eta \leq 0.05$. Then, for all $i \in \{1, \dots, n\}$,

- if $T_\alpha(\hat{\theta}) \vee (\alpha/n) \geq t_0$, we have

$$\mathbb{1}\{p_i(\hat{\theta}) \leq T_\alpha(\hat{\theta})\} \leq \mathbb{1}\{p_i(\theta) \leq (1 + \eta)T_\alpha(\hat{\theta})\} \leq \mathbb{1}\{p_i(\theta) \leq T_{\alpha(1+\eta)}(\theta)\}; \quad (78)$$

- if $T_{0.95\alpha}(\theta) \vee (0.95\alpha/n) \geq t_0$, we have

$$\mathbb{1}\{p_i(\theta) \leq T_{\alpha(1-\eta)}(\theta)\} \leq \mathbb{1}\{p_i(\hat{\theta}) \leq T_\alpha(\hat{\theta})\}. \quad (79)$$

To prove Lemma D.4, we follow the same strategy as in Section F.3. For all $u, u' \in \mathbb{R}$, $i \in \{1, \dots, n\}$, $\alpha \in (0, 0.5)$, $t_0 \in (0, \alpha)$, for all $t \in [t_0, \alpha]$, we have

$$\begin{aligned} \mathbb{1}\{p_i(u') \leq t\} &= \mathbb{1}\{2\bar{G}(|Y_i - u'|) \leq t\} \\ &\leq \mathbb{1}\{2\bar{G}(|Y_i - u| + |u - u'|) \leq t\} \\ &= \mathbb{1}\{2\bar{G}(|Y_i - u|) \leq 2\bar{G}(\bar{G}^{-1}(t/2) - |u - u'|)\} \\ &\leq \mathbb{1}\{2\bar{G}(|Y_i - u|) \leq t(1 + \eta')\}, \end{aligned}$$

for

$$\eta' = \max_{t \in [t_0, \alpha]} \left\{ \frac{\bar{G}(\bar{G}^{-1}(t/2) - \delta) - t/2}{t/2} \right\},$$

provided that $|u - u'| \leq \delta$. Now, if $\eta \leq 0.05$, we can prove that

$$\eta' \leq \eta. \quad (80)$$

Indeed, $\eta \leq 1$ implies that the following inequality holds

$$\delta \leq \min_{t \in [t_0, \alpha]} \left\{ \bar{G}^{-1}(t/2) - \bar{G}^{-1}(t) \right\}, \quad (81)$$

Furthermore, since $\delta \leq \bar{G}^{-1}(\alpha/2)$, for all $t \in [t_0, \alpha]$,

$$\begin{aligned} \bar{G}(\bar{G}^{-1}(t/2) - \delta) - t/2 &\leq \delta \max_{u \in [\bar{G}^{-1}(t/2) - \delta; \bar{G}^{-1}(t/2)]} \{g(u)\} \\ &= \delta g(\bar{G}^{-1}(t/2) - \delta) \leq \delta g(\bar{G}^{-1}(t)), \end{aligned}$$

by the monotonic property of g and (81). Similarly, for all $t \in [t_0, \alpha]$,

$$\overline{G}^{-1}(t/2) - \overline{G}^{-1}(t) \leq \frac{t/2}{g(\overline{G}^{-1}(t/2))}.$$

Combining these inequalities leads to (80). In turn, (78) and (79) hold provided that $|\widehat{\theta} - \theta| \leq \delta$. **Modification of Lemma C.3:** The same results holds because g is symmetric. \square

Proof of Corollaries 5.4 and 5.5. First, we assume that $\zeta > 1$. Define $g(x) = L_\zeta^{-1} e^{-|x|^\zeta/\zeta}$, $\zeta > 1$, with the normalization constant $L_\zeta = 2\Gamma(1/\zeta)\zeta^{1/\zeta-1}$. In that case, we have (see Lemma S-5.1 in the supplement of [Neuvial and Roquain \(2012\)](#)),

$$\begin{aligned} \forall q \in (0, \overline{G}(1)), \quad \overline{G}^{-1}(q) &\leq (-\zeta \log q - \zeta \log L_\zeta)^{1/\zeta}; \\ \forall y > 0, \quad \frac{g(y)}{y^{\zeta-1}} &\geq \overline{G}(y) \geq \frac{g(y)}{y^{\zeta-1}} \frac{y^\zeta}{y^\zeta + \zeta - 1}. \end{aligned} \quad (82)$$

The last inequality (used with $y = \overline{G}^{-1}(q)$) implies that

$$[\overline{G}^{-1}(q)]^\zeta + \zeta \log(q) + \zeta \log L_\zeta + \zeta(\zeta - 1) \log(\overline{G}^{-1}(q)) \in \left[\zeta \log \left[\frac{(\overline{G}^{-1}(q))^\zeta}{(\overline{G}^{-1}(q))^\zeta + \zeta - 1} \right]; 0 \right], \quad (83)$$

and therefore that $[\overline{G}^{-1}(t)] \sim [\zeta \log(1/t)]^{1/\zeta}$ for t going to zero. As a consequence, for t small enough, we have

$$\overline{G}^{-1}(t/2) - \overline{G}^{-1}(t) = \zeta^{-1} [\overline{G}^{-1}(t')]^{1-\zeta} \left[\overline{G}^{-1}(t/2)^\zeta - [\overline{G}^{-1}(t)]^\zeta \right], \quad (84)$$

where $t' \in [t/2; t]$. In view of (83), this is of the order $\log^{1/\zeta-1}(1/t)$. Besides, (83) implies that $g(\overline{G}^{-1}(t/2))/g(\overline{G}^{-1}(t))$ is bounded away from 0. Since $[\overline{G}^{-1}(t/2)] - [\overline{G}^{-1}(t)]$ is bounded away from zero for large t , we deduce that η in (31) is of the order

$$\left(\frac{k_n}{n} \vee n^{-1/6} \right) \log^{1-1/\zeta}(n).$$

Hence, η goes to 0 when $k_n \ll n/\log^{1-1/\zeta}(n)$ and we deduce from Theorem 5.3 that the scaling $\widehat{\theta}$ is asymptotically optimal. Conversely, for $k_n \gg n/\log^{1-1/\zeta}(n)$, Condition (27) is satisfied and we deduce from Theorem 5.1 that optimal scaling is impossible

Let us turn to the case $\zeta = 1$ (Laplace distribution). In that case, $g(x) = 0.5 e^{-|x|}$; $\overline{G}(y) = 0.5e^{-y}$ for $y \geq 0$; $\overline{G}^{-1}(q) = -\log(2q)$ for $q \in [0, 1/2]$. Hence, η in (31) satisfies

$$\eta = c_2(g) \left(\frac{k_n}{n} \vee n^{-1/6} \right) \frac{2}{\log(2)}.$$

Hence, we deduce from Theorem 5.3 that that the scaling $\widehat{\theta}$ is asymptotically optimal as long as $k_n \ll n$. \square

D.5. Proof of Theorem 6.1

Since the result is trivial if $\mathcal{F}_{0,k}(P)$ is empty, one can fix $F_0 \in \mathcal{F}_{0,k}(P)$. Let us denote

$$\widehat{F}_0(y) = n_0^{-1} \sum_{i \in \mathcal{H}_0} \mathbb{1}\{Y_i \leq y\}, \quad y \in \mathbb{R},$$

where $\mathcal{H}_0 = \{i \in \{1, \dots, n\} : F_i = F_0\}$, $n_0 = |\mathcal{H}_0|$, which is larger than or equal to $n - k$ by assumption. By using the DKW inequality [Massart \(1990\)](#), on an event with probability at least $1 - \alpha$, we have for all $y \in \mathbb{R}$,

$$F_0(y) - d \leq \widehat{F}_0(y) \leq F_0(y) + d,$$

where $d = \{-\log(\alpha/2)/(2(n-k))\}^{1/2}$. Now, since

$$\widehat{F}_n = (1 - k/n) \widehat{F}_0 + (k/n) \widehat{F}_1,$$

for some c.d.f. \widehat{F}_1 , we have for all $y \in \mathbb{R}$,

$$\frac{\widehat{F}_n(y) - (1 - k/n)F_0(y) - (1 - k/n)d}{k/n} \leq \widehat{F}_1(y) \leq \frac{\widehat{F}_n(y) - (1 - k/n)F_0(y) + (1 - k/n)d}{k/n}.$$

Using the monotonicity of \widehat{F}_1 , this gives for all $y \in \mathbb{R}$,

$$\begin{aligned} 0 \vee \frac{\sup_{x \leq y} \{\widehat{F}_n(x) - (1 - k/n)F_0(x)\} - c_{n,\alpha}}{k/n} \\ \leq \widehat{F}_1(y) \leq 1 \wedge \frac{\inf_{x \geq y} \{\widehat{F}_n(x) - (1 - k/n)F_0(x)\} + c_{n,\alpha}}{k/n}, \end{aligned}$$

where we used $c_{n,\alpha} = (1 - k/n)d$. Since, for all $y \in [Y_{(\ell)}, Y_{(\ell+1)})$, we have $\sup_{Y_{(\ell)} \leq x \leq y} \{\widehat{F}_n(x) - (1 - k/n)F_0(x)\} = \ell/n - (1 - k/n)F_0(Y_{(\ell)})$ and $\inf_{y \leq x < Y_{(\ell+1)}} \{\widehat{F}_n(x) - (1 - k/n)F_0(x)\} = \ell/n - (1 - k/n)F_0(Y_{(\ell+1)}^-)$, the result follows.

Appendix E: Technical lemmas for Theorem 3.1

Proof of Lemma B.1. We deduce from the definition of f_1 that

$$\begin{aligned} \frac{\pi_1}{2} &= \pi_1 \frac{\int f_1(u) du}{2} = (1 - \pi_2) \overline{\Phi}(t_0/\sigma_2) - (1 - \pi_1) \overline{\Phi}(t_0) \\ &= (1 - \pi_2) (\overline{\Phi}(t_0/\sigma_2) - \overline{\Phi}(t_0)) - (\pi_2 - \pi_1) \overline{\Phi}(t_0) \\ &\leq (1 - \pi_2) \phi(t_0/\sigma_2) t_0 \frac{\sigma_2 - 1}{\sigma_2} = (1 - \pi_1) \phi(t_0) t_0 (\sigma_2 - 1) \end{aligned}$$

where we used the definition of t_0 in the last line. Let $c'_0 \in (0, 1)$ be an absolute constant that will be fixed later. We prove the first result by contradiction. Assume that

$$\sigma_2 - 1 \leq c'_0 \pi_2 [1 + \log(\pi_2/\pi_1)]^{-1} \leq 1/4, \quad (85)$$

which, in view of the previous inequality, implies

$$t_0\phi(t_0) \geq \frac{\pi_1[1 + \log(\pi_2/\pi_1)]}{2c'_0\pi_2(1 - \pi_1)}. \quad (86)$$

Case 1: $\pi_2 \leq 2\pi_1$. Then, (86) implies that $t_0\phi(t_0) \geq (4c'_0)^{-1}(1 + \log(2))$, because $x \in [0, 1] \mapsto x(1 + \log(1/x))$ is nondecreasing. Since $x\phi(x) \leq (2\pi)^{-1/2}e^{-1/2}$ for any $x \in \mathbb{R}$, this last inequality cannot hold for c'_0 sufficiently small and we have therefore

$$\sigma_2 - 1 \geq c'_0\pi_2[1 + \log(\pi_2/\pi_1)]^{-1}.$$

Case 2: $\pi_2 > 2\pi_1$. We deduce from (85), the definition (42) of t_0 , $\log(1+x) \geq x/(1+x)$ for $x \geq 0$, and $\sigma_2 \geq 1$ that

$$\begin{aligned} t_0 &= \sqrt{\frac{2 \log\left(\frac{1-\pi_1}{1-\pi_2}\right) \sigma_2^2}{\sigma_2^2 - 1} + \frac{2 \log(\sigma_2) \sigma_2^2}{\sigma_2^2 - 1}} \\ &\geq \sqrt{\frac{2[1 + \log(\pi_2/\pi_1)] \log\left(\frac{1-\pi_1}{1-\pi_2}\right) \sigma_2^2}{c'_0\pi_2(\sigma_2 + 1)} + \frac{2\sigma_2}{\sigma_2 + 1}} \\ &\geq \sqrt{\frac{2[1 + \log(\pi_2/\pi_1)](\pi_2 - \pi_1)}{c'_0\pi_2(1 - \pi_1)} + 1} \\ &\geq \sqrt{\frac{1 + \log(\pi_2/\pi_1)}{c'_0} + 1}. \end{aligned}$$

Recall that $x\phi(x)$ is decreasing for $x \geq 1$. Provided that we chose $c'_0 \leq 1/2$, we have therefore $\phi(t_0)t_0 \leq \frac{\pi_1}{\pi_2} \sqrt{\frac{1 + \log(\pi_2/\pi_1)}{c'_0} + 1}$ which contradicts (86) provided that c'_0 is small enough (independently of π_1 and π_2). As in Case 1, we conclude that

$$\sigma_2 - 1 \geq c'_0\pi_2[1 + \log(\pi_2/\pi_1)]^{-1}.$$

Let us turn to the second part of the lemma. By concavity, we have $\log(1+x)/x \in [1/(1+x), 1]$ for any $x > 0$. From (42), $\pi_1 \leq 1/4$, and the last bound of $\sigma_2 - 1$, we deduce that

$$\begin{aligned} \frac{t_0}{\sigma_2} &\leq \sqrt{\frac{2 \log(\sigma_2)}{\sigma_2^2 - 1} + \frac{2 \log\left(\frac{1-\pi_1}{1-\pi_2}\right)}{\sigma_2^2 - 1}} \\ &\leq 1 + \sqrt{\frac{2(\pi_2 - \pi_1)}{(1 - \pi_1)(\sigma_2^2 - 1)}} \leq 1 + \sqrt{\frac{4(\pi_2 - \pi_1)}{3(\sigma_2 - 1)}} \\ &\leq 1 + \sqrt{\frac{4[1 + \log(\pi_2/\pi_1)](\pi_2 - \pi_1)}{3c'_0\pi_2}} \leq 1 + \sqrt{\frac{4[1 + \log(\pi_2/\pi_1)]}{3c'_0}}. \end{aligned}$$

Provided that $\log(\pi_2/\pi_1) \leq c_0'' \log(n)$, we have $t_0/\sigma_2 \leq \sqrt{0.5 \log(n)}$ for n large enough and c_0'' sufficiently small. Hence, we derive from Lemma G.2 that

$$\bar{\Phi}(t_0/\sigma_2) \geq \frac{\sqrt{0.5 \log(n)}}{1 + 0.5 \log(n)} \phi(\sqrt{0.5 \log(n)}) \geq (4\pi \log n)^{-1/2} n^{-1/4} \geq 10\sqrt{2 \log(2n)/n},$$

for n large enough. \square

Proof of Lemma B.2. We check that $u_1 \leq \sqrt{\log(n)}$. From the definition (44) of u_1 , $\pi_1 \leq \pi_2 \leq 1/4$, and Lemma B.1, we deduce that

$$\begin{aligned} u_1^2 &\leq 2 \frac{\sigma_2^2}{\sigma_2^2 - 1} \log(\sigma_2) + 2 \frac{\sigma_2^2}{\sigma_2^2 - 1} \log\left(\frac{9}{\alpha(1 - \pi_2)}\right) \\ &\leq 2\sigma_2 \left[1 + \frac{1 + \log(\pi_2/\pi_1)}{c_0\pi_2} \log\left(\frac{12}{\alpha}\right) \right], \end{aligned}$$

where we used that $\pi_2 \leq 1/4$. Besides, we have shown above (42) that $\sigma_2 \leq c_1$ for some universal constant c_1 . All in all, we have proved that

$$u_1^2 \leq c'_1 + c'_2 \frac{1 + \log(\pi_2/\pi_1)}{c_0\pi_2} \log\left(\frac{68}{3\alpha}\right),$$

which, by assumption, is smaller than $\log n$. The result follows. \square

Appendix F: Remaining proofs for Theorems 3.2 and 4.4

F.1. Estimation of $\theta(P)$, $\sigma(P)$

The following results are close to those of Chen et al. (2018) in dimension 1. The setting here is slightly different, because we are not considering a mixture model, so we provide a proof for completeness.

Lemma F.1. *Consider the estimators defined by (13). Then there exists a constant $c > 0$ such that for $n \geq 16$, all $P \in \mathcal{P}$ such that $n_0(P)/n \geq 0.9$, and all $x \in (0, cn)$,*

$$\mathbb{P}\left(\frac{|\tilde{\theta} - \theta(P)|}{\sigma} \geq 2 \frac{n_1(P) + 2}{n} + 5\sqrt{\frac{x}{n}}\right) \leq 2e^{-x}; \quad (87)$$

$$\mathbb{P}\left(\frac{|\tilde{\sigma} - \sigma(P)|}{\sigma} \geq 6 \frac{n_1(P) + 2}{n} + 16\sqrt{\frac{x}{n}}\right) \leq 4e^{-x}. \quad (88)$$

Proof of Lemma F.1. Let $\xi = (Y - \theta)/\sigma$, so that ξ_i , $i \in \mathcal{H}_0$ are i.i.d. $\mathcal{N}(0, 1)$. Let $T = \frac{\sqrt{18\lceil n/2 \rceil x}}{n_0} + 2 \frac{n_1 + 2}{n}$. Since $n_0 \geq 0.9n$, to prove (87), it suffices to show that we prove $|\tilde{\theta} - \theta| \geq \sigma T$ with probability smaller than $2e^{-x}$. We have

$$\begin{aligned} \mathbb{P}\left(\tilde{\theta} - \theta \geq \sigma T\right) &= \mathbb{P}\left(\frac{Y_{(\lceil n/2 \rceil)} - \theta}{\sigma} \geq T\right) = \mathbb{P}\left(\xi_{(\lceil n/2 \rceil)} \geq T\right) \\ &\leq \mathbb{P}\left(\xi_{(\lceil n/2 \rceil); \mathcal{H}_0} \geq T\right), \end{aligned} \quad (89)$$

Note that $0.3 < 0.5 \leq \lceil n/2 \rceil / n_0 \leq (n/2 + 1)/(0.9n) < 0.7$ by assumption. Hence, from Lemma G.3, we have

$$0 \leq -\bar{\Phi}^{-1}(\lceil n/2 \rceil / n_0) \leq 3.6(\lceil n/2 \rceil / n_0 - 1/2) \leq 1.8 \frac{n+2-n_0}{n_0} \leq 2 \frac{n_1+2}{n}.$$

Using this and applying Lemma G.4, we get that for $x \leq cn$ (for some constant $c > 0$) the rhs in (89) is bounded by

$$\begin{aligned} \mathbb{P}(\xi_{(\lceil n/2 \rceil; \mathcal{H}_0)} \geq T) &\leq \mathbb{P}\left[\xi_{(\lceil n/2 \rceil; \mathcal{H}_0)} + \bar{\Phi}^{-1}(\lceil n/2 \rceil / n_0) \geq \sqrt{18x/n}\right] \\ &\leq \mathbb{P}\left[\xi_{(\lceil n/2 \rceil; \mathcal{H}_0)} + \bar{\Phi}^{-1}(\lceil n/2 \rceil / n_0) \geq 3 \frac{\sqrt{2\lceil n/2 \rceil x}}{n_0}\right] \leq e^{-x}. \end{aligned} \quad (90)$$

This gives for all $x \in (0, cn)$, $\mathbb{P}(\tilde{\theta} - \theta \geq \sigma T) \leq e^{-x}$. Conversely, we have

$$\begin{aligned} \mathbb{P}(\theta - \tilde{\theta} \geq \sigma T) &= \mathbb{P}((-\xi)_{(\lceil n/2 \rceil)} \geq T) \\ &\leq \mathbb{P}((-\xi)_{(\lceil n/2 \rceil; \mathcal{H}_0)} > T) = \mathbb{P}(\xi_{(\lceil n/2 \rceil; \mathcal{H}_0)} > T), \end{aligned}$$

by symmetry of the Gaussian distribution. Bounding again $\mathbb{P}(\xi_{(\lceil n/2 \rceil; \mathcal{H}_0)} > T)$, we obtain (87).

Let us now prove (88). Let $u_0 = \bar{\Phi}^{-1}(1/4) \in (0.6, 0.7)$ and $T' = (1 + n_1)/n + \frac{\sqrt{8(n+1)x}}{n_0}$. Since $n_0 \leq 0.9n$, we only have to prove that, with probability higher than $1 - 4e^{-x}$, we have $|\sigma - \tilde{\sigma}| \geq \sigma(2T + 2T')$. By Definition (13) of $\tilde{\sigma}$, we have

$$\mathbb{P}(|\sigma - \tilde{\sigma}| \geq \sigma(2T + 2T')) = \mathbb{P}\left(\frac{|u_0 - U_{(\lceil n/2 \rceil)}|/\sigma}{u_0} \geq 2T + 2T'\right).$$

Since $|\xi_i| - |\xi_{(\lceil n/2 \rceil)}| \leq |\xi_i - \xi_{(\lceil n/2 \rceil)}| \leq |\xi_i| + |\xi_{(\lceil n/2 \rceil)}|$, we have $|U_{(\lceil n/2 \rceil)}|/\sigma - |\xi|_{(n/2)} \in [-|\xi_{(\lceil n/2 \rceil)}|; |\xi_{(\lceil n/2 \rceil)}|]$. Thus, we have

$$\begin{aligned} \mathbb{P}(|\sigma - \tilde{\sigma}| \geq \sigma(2T + 2T')) &\leq \mathbb{P}\left(\frac{|\xi_{(\lceil n/2 \rceil)}|}{u_0} \geq 2T\right) + \mathbb{P}\left(\left|\frac{u_0 - |\xi|_{(\lceil n/2 \rceil)}}{u_0}\right| \geq 2T'\right) \\ &\leq 2e^{-x} + \mathbb{P}(|u_0 - |\xi|_{(\lceil n/2 \rceil)}| \geq T'), \end{aligned} \quad (91)$$

where we used (90) and $2u_0 \geq 1$. Since

$$|\xi|_{(n_0 - n + \lceil n/2 \rceil; \mathcal{H}_0)} = -(|\xi|)_{(n+1 - \lceil n/2 \rceil; \mathcal{H}_0)} \leq |\xi|_{(\lceil n/2 \rceil)} \leq |\xi|_{(\lceil n/2 \rceil; \mathcal{H}_0)}$$

we have

$$\mathbb{P}(|u_0 - |\xi|_{(\lceil n/2 \rceil)}| \geq T') \leq \mathbb{P}(|\xi|_{(\lceil n/2 \rceil; \mathcal{H}_0)} \geq u_0 + T') + \mathbb{P}(|\xi|_{(n_0 - n + \lceil n/2 \rceil; \mathcal{H}_0)} \leq u_0 - T').$$

We now apply Lemma G.5 to control the deviations of these order statistics. We easily check that $0.4n_0 \leq \lfloor n/2 \rfloor \leq \lceil n/2 \rceil \leq 0.6n_0$. Hence, for all $x \leq cn$ (for c small enough), we have

$$\begin{aligned} \mathbb{P}\left[|\xi|_{(\lceil n/2 \rceil; \mathcal{H}_0)} \geq \bar{\Phi}^{-1}\left(\frac{n_0 - \lceil n/2 \rceil}{2n_0}\right) + 4 \frac{\sqrt{\lceil n/2 \rceil x}}{n_0}\right] &\leq e^{-x}; \\ \mathbb{P}\left[|\xi|_{(n_0 - n + \lceil n/2 \rceil; \mathcal{H}_0)} \leq \bar{\Phi}^{-1}\left(\frac{n - \lceil n/2 \rceil}{2n_0}\right) - 2 \frac{\sqrt{2(n_0 - n + \lceil n/2 \rceil)x}}{n_0}\right] &\leq e^{-x}. \end{aligned}$$

It remains to compare these two rhs expression with T' . By Lemma G.3 and since $n_0 \geq 0.9n$, both $|\bar{\Phi}^{-1}\left(\frac{n_0 - \lceil n/2 \rceil}{2n_0}\right) - \bar{\Phi}^{-1}(1/4)|$ and $|\bar{\Phi}^{-1}\left(\frac{n - \lceil n/2 \rceil}{2n_0}\right) - \bar{\Phi}^{-1}(1/4)|$ are less or equal $(n_1 + 1)/n$. The deviation terms in the above deviation inequalities are also smaller than $\sqrt{6(n+1)x}/n_0$. This concludes the proof. \square

F.2. Proof of Lemma C.1

We start with two lemmas. The first one ensures that $\tilde{\theta}$ and $\tilde{\sigma}$ are not perturbed when $p_i(\tilde{\theta}, \tilde{\sigma})$ is small. The second one compares the thresholds of plug-in BH procedures based on Y and $Y^{(i)}$.

Lemma F.2. *For any $i \in \{1, \dots, n\}$, and $t \in (0, 0.5)$, if $p_i(\tilde{\theta}, \tilde{\sigma}) \leq t$ and $|\tilde{\theta} - \theta| < 0.3\tilde{\sigma}$, then we have both $\tilde{\theta}^{(i)} = \tilde{\theta}$ and $\tilde{\sigma}^{(i)} = \tilde{\sigma}$.*

Lemma F.3. *For all $u \in \mathbb{R}$, $s > 0$, any $i \in \{1, \dots, n\}$, we have for all $\alpha \in (0, 1)$,*

$$\mathbb{1}\{p_i(u, s) \leq T_\alpha(Y; u, s)\} = \mathbb{1}\{T_\alpha(Y^{(i)}; u, s) = T_\alpha(Y; u, s)\} = \mathbb{1}\{p_i(u, s) \leq T_\alpha(Y^{(i)}; u, s)\},$$

where $T(\cdot)$ is defined by (7).

From Lemma F.3 with $u = \tilde{\theta}$ and $s = \tilde{\sigma}$ and Lemma F.2 with $t = T_\alpha(Y^{(i)}; \tilde{\theta}, \tilde{\sigma}) \leq \alpha < 0.5$, we deduce that

$$\begin{aligned} \mathbb{1}\{p_i(\tilde{\theta}, \tilde{\sigma}) \leq T_\alpha(Y; \tilde{\theta}, \tilde{\sigma})\} &= \mathbb{1}\{p_i(\tilde{\theta}, \tilde{\sigma}) \leq T_\alpha(Y^{(i)}; \tilde{\theta}, \tilde{\sigma})\} \\ &= \mathbb{1}\{p_i(\tilde{\theta}, \tilde{\sigma}) \leq T_\alpha(Y^{(i)}; \tilde{\theta}, \tilde{\sigma}), \tilde{\theta} = \tilde{\theta}^{(i)}, \tilde{\sigma} = \tilde{\sigma}^{(i)}\} \\ &= \mathbb{1}\{p_i(\tilde{\theta}^{(i)}, \tilde{\sigma}^{(i)}) \leq T_\alpha(Y^{(i)}; \tilde{\theta}^{(i)}, \tilde{\sigma}^{(i)}), \tilde{\theta} = \tilde{\theta}^{(i)}, \tilde{\sigma} = \tilde{\sigma}^{(i)}\} \\ &= \mathbb{1}\{p_i(\tilde{\theta}^{(i)}, \tilde{\sigma}^{(i)}) \leq T_\alpha(Y^{(i)}; \tilde{\theta}^{(i)}, \tilde{\sigma}^{(i)})\}. \end{aligned}$$

The fourth equality uses again Lemma F.2 with $t = T_\alpha(Y^{(i)}; \tilde{\theta}^{(i)}, \tilde{\sigma}^{(i)}) \leq \alpha < 0.5$. Finally, provided that the above event is true, we clearly have $T_\alpha(Y; u, s) = T_\alpha(Y^{(i)}; \tilde{\theta}^{(i)}, \tilde{\sigma}^{(i)})$ by Lemma F.3. We have proved Lemma C.1

Proof of Lemma F.2. Assume that $p_i(\tilde{\theta}, \tilde{\sigma}) \leq t$. This gives $|Y_i - \tilde{\theta}| \geq \tilde{\sigma} \bar{\Phi}^{-1}(t/2) > \tilde{\sigma} \bar{\Phi}^{-1}(1/4)$ (because $t < 1/2$). If we further assume that $|\tilde{\theta} - \theta| \leq 0.3\tilde{\sigma} < \tilde{\sigma} \bar{\Phi}^{-1}(1/4)/2$, we have

- either $Y_i - \tilde{\theta} > \tilde{\sigma} \bar{\Phi}^{-1}(1/4)$, which gives $Y_i - \theta > \tilde{\sigma} \bar{\Phi}^{-1}(1/4)/2$ and thus $Y_i > Y_{(\lceil n/2 \rceil)} \vee \theta$. In this case, $Y_i^{(i)} = \text{sign}(Y_i - \theta) \times \infty = \infty$ and $\tilde{\theta}^{(i)} = \tilde{\theta}$;
- or $Y_i - \tilde{\theta} < -\tilde{\sigma} \bar{\Phi}^{-1}(1/4)$, which gives $Y_i - \theta < -\tilde{\sigma} \bar{\Phi}^{-1}(1/4)/2$ and thus $Y_i < Y_{(\lceil n/2 \rceil)} \wedge \theta$. In this case, $Y_i^{(i)} = \text{sign}(Y_i - \theta) \times \infty = -\infty$ and $\tilde{\theta}^{(i)} = \tilde{\theta}$.

Hence, in both cases, we have $\tilde{\theta}^{(i)} = \tilde{\theta}$. This implies that $\bar{\Phi}^{-1}(1/4) \tilde{\sigma}$ is the empirical median of the $|Y_j - \tilde{\theta}^{(i)}|$, $1 \leq j \leq n$ and that $|Y_i - \tilde{\theta}^{(i)}| > \bar{\Phi}^{-1}(1/4) \tilde{\sigma}$. Hence, $\bar{\Phi}^{-1}(1/4) \tilde{\sigma}$ is also the empirical median of the $|Y_j^{(i)} - \tilde{\theta}^{(i)}|$, $1 \leq j \leq n$ (whose element $j = i$ is infinite). Hence, $\tilde{\sigma} = \tilde{\sigma}^{(i)}$ and the result is proved. \square

Proof of Lemma F.3. Remember that

$$T_\alpha(Y; u, s) = \max \left\{ t \in [0, 1] : \sum_{j=1}^n \mathbb{1}\{p_j(u, s) \leq t\} \geq nt/\alpha \right\}$$

with $\sum_{j=1}^n \mathbb{1}\{p_j(u, s) \leq T_\alpha(Y; u, s)\} = nT_\alpha(Y; u, s)/\alpha$. Since $Y_i^{(i)} = \text{sign}(Y_i - \theta) \times \infty$, the corresponding p -value is equal to 0 and

$$T_\alpha(Y^{(i)}; u, s) = \max \left\{ t \in [0, 1] : 1 + \sum_{j \neq i} \mathbb{1}\{p_j(u, s) \leq t\} \geq nt/\alpha \right\}.$$

Hence, $T_\alpha(Y^{(i)}; u, s) \geq T_\alpha(Y; u, s)$ always holds.

Assume now that $p_i(u, s) \leq T_\alpha(Y^{(i)}; u, s)$. This gives $\sum_{j=1}^n \mathbb{1}\{p_j(u, s) \leq T_\alpha(Y^{(i)}; u, s)\} = 1 + \sum_{j \neq i} \mathbb{1}\{p_j(u, s) \leq T_\alpha(Y^{(i)}; u, s)\} \geq nT_\alpha(Y^{(i)}; u, s)/\alpha$ and thus the reverse inequality $T_\alpha(Y^{(i)}; u, s) \leq T_\alpha(Y; u, s)$ is also true, which gives $T_\alpha(Y^{(i)}; u, s) = T_\alpha(Y; u, s)$. This in turn implies $p_i(u, s) \leq T_\alpha(Y; u, s)$.

To conclude, it remains to check that $T_\alpha(Y^{(i)}; u, s) = T_\alpha(Y; u, s)$ implies $p_i(u, s) \leq T_\alpha(Y^{(i)}; u, s)$. If both thresholds are equal, we have

$$1 + \sum_{j \neq i} \mathbb{1}\{p_j(u, s) \leq T_\alpha(Y^{(i)}; u, s)\} = nT_\alpha(Y^{(i)}; u, s)/\alpha = \sum_{j=1}^n \mathbb{1}\{p_j(u, s) \leq T_\alpha(Y^{(i)}; u, s)\},$$

which implies $p_i(u, s) \leq T_\alpha(Y^{(i)}; u, s)$. The result follows. \square

F.3. Proof of Lemma C.2

We start by gathering a few lemmas on the rescaled p -values process. Those are proved at the end of the section. The first lemma to quantifies how the rescaling affects the p -value process. For $x, y \geq 0$ and $t \in [0, 1)$, define

$$I_t(x, y) = 2\bar{\Phi} \left(\bar{\Phi}^{-1}(t/2) - x - y\bar{\Phi}^{-1}(t/2) \right). \quad (92)$$

The following lemma quantifies how the process $\mathbb{1}\{p_i(u, s) \leq t\}$ fluctuates in u and s , according to the functional $I_t(\cdot, \cdot)$.

Lemma F.4. *For all $u, u' \in \mathbb{R}$, $s, s' > 0$, $i \in \{1, \dots, n\}$ and $t \in [0, 1)$, we have*

$$\mathbb{1}\{p_i(u', s') \leq t\} \leq \mathbb{1}\{p_i(u, s) \leq I_t(|u' - u|s^{-1}, |s' - s|s^{-1})\}. \quad (93)$$

Interestingly, $t \mapsto I_t(x, y)$ is close to the identity function when x and y are small, as the following lemma shows.

Lemma F.5. *There exists a universal constant $c > 1$ such that the following holds. For all $\alpha \in (0, 0.8)$, for all $x, y \geq 0$ and $t_0 \in (0, \alpha)$, we have*

$$\max_{t_0 \leq t \leq \alpha} \left\{ \frac{I_t(x, y) - t}{t} \right\} \leq c \left(x(2 \log(1/t_0))^{1/2} + 2y \log(1/t_0) \right). \quad (94)$$

provided that this upper bound is smaller than 0.05.

Combining Lemma F.4 and Lemma F.5, we obtain the following corollary.

Corollary F.6. *There exists a universal constant $c > 1$ such that the following holds. For all $u, u' \in \mathbb{R}$, $s, s' > 0$, $i \in \{1, \dots, n\}$, $\alpha \in (0, 0.8)$, $t_0 \in (0, \alpha)$, let*

$$\eta = c \left(|u' - u| s^{-1} (2 \log(1/t_0))^{1/2} + |s' - s| s^{-1} 2 \log(1/t_0) \right). \quad (95)$$

Provided $\eta \leq 0.05$, we have for all $t \in [t_0, \alpha]$,

$$\mathbb{1}\{p_i(u', s') \leq t\} \leq \mathbb{1}\{p_i(u, s) \leq t(1 + \eta)\}. \quad (96)$$

Let us first prove (48). First, if $T_\alpha(\hat{\theta}, \hat{\sigma}) < \alpha/n$, then $\mathbb{1}\{p_i(\hat{\theta}, \hat{\sigma}) \leq T_\alpha(\hat{\theta}, \hat{\sigma})\} = 0$ for all i and the result is trivial. Now assume that $T_\alpha(\hat{\theta}, \hat{\sigma}) \geq t_0$. By (96) ($u' = \hat{\theta}$, $u = \theta$, $s' = \hat{\sigma}$, $s = \sigma$, $t = T_\alpha(\hat{\theta}, \hat{\sigma})$), we have for all i ,

$$\mathbb{1}\{p_i(\hat{\theta}, \hat{\sigma}) \leq T_\alpha(\hat{\theta}, \hat{\sigma})\} \leq \mathbb{1}\{p_i(\theta, \sigma) \leq (1 + \eta)T_\alpha(\hat{\theta}, \hat{\sigma})\}, \quad (97)$$

so we only have to prove $(1 + \eta)T_\alpha(\hat{\theta}, \hat{\sigma}) \leq T_{\alpha(1+\eta)}(\theta, \sigma)$. Since by definition

$$T_{\alpha(1+\eta)}(\theta, \sigma) = \max \left\{ t \in [0, 1] : \sum_{i=1}^n \mathbb{1}\{p_i(\theta, \sigma) \leq t\} \geq nt/(\alpha(1 + \eta)) \right\},$$

we only have to prove $\sum_{i=1}^n \mathbb{1}\{p_i(\theta, \sigma) \leq (1 + \eta)T_\alpha(\hat{\theta}, \hat{\sigma})\} \geq nT_\alpha(\hat{\theta}, \hat{\sigma})/\alpha$. For this, apply again (97), to get

$$\begin{aligned} \sum_{i=1}^n \mathbb{1}\{p_i(\theta, \sigma) \leq (1 + \eta)T_\alpha(\hat{\theta}, \hat{\sigma})\} &\geq \sum_{i=1}^n \mathbb{1}\{p_i(\hat{\theta}, \hat{\sigma}) \leq T_\alpha(\hat{\theta}, \hat{\sigma})\} \\ &= nT_\alpha(\hat{\theta}, \hat{\sigma})/\alpha, \end{aligned}$$

by using the definition of $T_\alpha(\hat{\theta}, \hat{\sigma})$. Hence, the first result is proved.

Exchanging $\hat{\theta}, \hat{\sigma}$ by θ, σ and replacing α by $\alpha(1 - \eta)$, (48) implies that if $T_{\alpha(1-\eta)}(\theta, \sigma) \vee (\alpha(1 - \eta)/n) \geq t_0$, $\mathbb{1}\{p_i(\theta, \sigma) \leq T_{\alpha(1-\eta)}(\theta, \sigma)\} \leq \mathbb{1}\{p_i(\hat{\theta}, \hat{\sigma}) \leq T_{\alpha(1-\eta)(1+\eta)}(\hat{\theta}, \hat{\sigma})\}$. Since $T_{\alpha(1-\eta)(1+\eta)}(\hat{\theta}, \hat{\sigma}) \leq T_\alpha(\hat{\theta}, \hat{\sigma})$, this gives in turn (49), which concludes the proof.

Proof of Lemma F.4. First, we can assume that $p_i(u', s') \leq t$ otherwise the inequality is trivial. By definition (4), this implies $|Y_i - u'|/s' \geq \bar{\Phi}^{-1}(t/2)$. By triangular inequality, we have

$$\begin{aligned} \frac{|Y_i - u|}{s} &\geq \frac{s'}{s} \bar{\Phi}^{-1}(t/2) - \frac{1}{s} |u' - u|; \\ &= \bar{\Phi}^{-1}(t/2) - \frac{1}{s} |u' - u| - \frac{|s' - s|}{s} \bar{\Phi}^{-1}(t/2), \end{aligned}$$

which entails the upper bound in (93). \square

Proof of Lemma F.5. We have

$$I_t(x, y) = 2\bar{\Phi} \left(\bar{\Phi}^{-1}(t/2) - z(t) \right), \quad z(t) = x + y\bar{\Phi}^{-1}(t/2).$$

By Lemma G.2, we have for all $t \in [t_0, \alpha]$

$$z(t) \leq x + y(2 \log(1/t))^{1/2} \leq (0.05/c)(2 \log(1/t))^{-1/2} \leq 0.05/\bar{\Phi}^{-1}(t/2) ,$$

since the rhs of (94) is smaller than or equal to 0.05. Now using that $\bar{\Phi}(\sqrt{0.05}) \geq 0.4 \geq t/2$, we deduce $z(t) \leq \bar{\Phi}^{-1}(t/2)$ for all $t \in [t_0, \alpha]$. Also deduce that for such a value of t ,

$$\frac{\phi\left(\bar{\Phi}^{-1}(t/2) - z(t)\right)}{\phi\left(\bar{\Phi}^{-1}(t/2)\right)} = e^{-z^2(t)/2} e^{z(t)\bar{\Phi}^{-1}(t/2)} \leq e^{z(t)\bar{\Phi}^{-1}(t/2)} \leq e^{0.05} \leq 2 .$$

Since $\bar{\Phi}$ is decreasing and its derivative is $-\phi$, we have for all $t \in [t_0, \alpha]$

$$\begin{aligned} I_t(x, y) - t &= 2\bar{\Phi}(\bar{\Phi}^{-1}(t/2) - z(t)) - 2\bar{\Phi}(\bar{\Phi}^{-1}(t/2)) \\ &\leq z(t) 2\phi\left(\bar{\Phi}^{-1}(t/2) - z(t)\right) \\ &\leq z(t) 2 \frac{\phi\left(\bar{\Phi}^{-1}(t/2) - z(t)\right)}{\phi\left(\bar{\Phi}^{-1}(t/2)\right)} \phi\left(\bar{\Phi}^{-1}(t/2)\right) \\ &\leq 4z(t)\phi\left(\bar{\Phi}^{-1}(t/2)\right) \\ &\leq 2tz(t) \left(1 + \left(\bar{\Phi}^{-1}(t/2)\right)^{-2}\right) \bar{\Phi}^{-1}(t/2) \\ &\leq tz(t_0)\bar{\Phi}^{-1}(t_0/2) \left(1 + \left(\bar{\Phi}^{-1}(0.4)\right)^{-2}\right) , \end{aligned}$$

where we used inequality (98) of Lemma G.2 and $t \in [t_0, \alpha]$ in the last line. Finally, we invoke Lemma G.2 again to obtain that

$$z(t_0)\bar{\Phi}^{-1}(t_0/2) \leq x(2 \log(1/t_0))^{1/2} + 2y \log(1/t_0) ,$$

which concludes the proof. \square

F.4. Proof of Lemma C.3

By assumption, the Y_i 's are all mutually independent. In addition, when $i \in \mathcal{H}_0$, $Y_i - \theta$ is a Gaussian distribution, which is symmetric. This implies that the variables of $\{\text{sign}(Y_i - \theta), i \in \mathcal{H}_0\}, (|Y_i - \theta|, i \in \mathcal{H}_0), (Y_i, i \in \mathcal{H}_1)\}$ are all mutually independent. In particular, for all fixed $i \in \mathcal{H}_0$, the variables of $\{\text{sign}(Y_i - \theta), |Y_i - \theta|, (Y_j, j \neq i)\}$ are mutually independent. Since $Y^{(i)}$ is a measurable function of $\{\text{sign}(Y_i - \theta), (Y_j, j \neq i)\}$, it is in particular independent of $|Y_i - \theta|$.

F.5. Proof of Lemma D.3

It is analogous to the proof of Lemma C.2. The only change is that (96) is now used with $s = \sigma$ (so $s = s'$) instead of $s = \hat{\sigma}$.

F.6. Proof of Lemma D.2

To simplify the notation, we write $\delta = \mu/2$ and n_0 for $n_0(P)$

Lemma F.7. *The function $t \mapsto \Psi_1(t)/t$ is continuous and strictly decreasing on $(0, 1]$ and $\Psi_1(t)/t$ goes to infinity when t converges to zero.*

Since $\Psi_1(1) = \bar{\Phi}(-\delta) \leq 1 < 2/\alpha$, the equation $\Psi_1(t) = 2t/\alpha$ has only one solution on $(0, 1)$, denoted t_α^* . Write $t_0 = \frac{\alpha}{4}n_0^{-1/4}$, we claim that, for $n_0 \geq N(\alpha)$, $\Psi_1(t_0) \geq 4t_0/\alpha$. This claim is justified at the end of the proof. This implies $\Psi_1(t_0)/t_0 \geq 4/\alpha = \Psi_1(t_{\alpha/2}^*)/t_{\alpha/2}^*$. Hence, we have $t_{\alpha/2}^* \geq t_0$. On the event $\Omega_0^- = \left\{ \sup_{t \in [0, 1]} |\widehat{\mathbb{G}}_0^-(t) - t| \leq \sqrt{\log(2n)/(2n_0)} \right\}$, we have $\widehat{\mathbb{G}}_0^-(\Psi_1(t)) \geq \Psi_1(t) - \sqrt{\log(2n)/(2n_0)}$ for all $t \in [0, 1]$, hence $T_0^- = \max\{t \in [0, 1] : \widehat{\mathbb{G}}_0^-(\Psi_1(t)) \geq 2t/\alpha\}$ is such that

$$\begin{aligned} T_0^- &\geq \max \left\{ t \in [0, 1] : \Psi_1(t) \geq 2t/\alpha + \sqrt{\log(2n)/(2n_0)} \right\} \\ &\geq \max \{ t \in [0, 1] : \Psi_1(t) \geq 2t/\alpha + 2t_0/\alpha \} \\ &\geq \max \left\{ t \in [0, 1] : \Psi_1(t) \geq 2t/\alpha + 2t_{\alpha/2}^*/\alpha \right\} \\ &\geq t_{\alpha/2}^* \geq t_0, \end{aligned}$$

since $\Psi_1(t_{\alpha/2}^*) = 4t_{\alpha/2}^*/\alpha$. Since Ψ_1 is non-decreasing, we conclude that

$$\Psi_1(T_0^-) \geq \Psi_1(t_0) \geq \frac{4t_0}{\alpha} = n_0^{-1/4},$$

which is the statement of the lemma.

It remains to prove the claim $\Psi_1(t_0) \geq 4t_0/\alpha$ for $n_0 \geq N(\alpha)$ and all $\delta \geq \delta_0 = 2 \log(32/\alpha)/\sqrt{\log(2/t_0)}$ (Condition (61)). Define $x_0 = \bar{\Phi}^{-1}(t_0/2)$ so that, by (101) of Lemma G.2, $\delta_0 x_0 \geq 2 \log(32/\alpha)$ for $n_0 \geq N(\alpha)$. Since $\Psi_1(t)$ is increasing with respect to δ , it suffices to prove the claim for $\delta = \delta_0$. For $n_0 \geq N(\alpha)$, we have $\delta_0 \leq 1$ and $x_0 \geq 2$. Applying twice Lemma G.2, we obtain

$$\begin{aligned} \Psi_1(t_0) &\geq \frac{(x_0 - \delta_0)}{1 + (x_0 - \delta_0)^2} \phi(x_0 - \delta_0) \geq \frac{(x_0 - \delta_0)e^{x_0\delta_0 - \delta_0^2/2}}{1 + (x_0 - \delta_0)^2} \phi(x_0) \\ &\geq t_0 \frac{x_0(x_0 - \delta_0)}{2[1 + (x_0 - \delta_0)^2]} e^{x_0\delta_0 - \delta_0^2/2} \geq \frac{t_0 x_0^2}{4(1 + x_0^2)} e^{x_0\delta_0/2} \\ &\geq \frac{t_0}{8} e^{x_0\delta_0/2} \geq \frac{4t_0}{\alpha}, \end{aligned}$$

where we used $\delta_0 x_0 \geq 2 \log(32/\alpha)$ in the last line.

Proof of Lemma F.7. For t going to 0, $\bar{\Phi}^{-1}(t/2)$ goes to infinity. Furthermore, Lemma G.2 ensures that $\bar{\Phi}(x) \sim \phi(x)/x$. Hence, for t converging to 0, we have

$$\frac{\Psi_1(t)}{t} = \frac{\Psi_1(t)}{\bar{\Phi}(\bar{\Phi}^{-1}(t/2))} \sim \frac{\phi(\bar{\Phi}^{-1}(t/2) - \delta)}{\phi(\bar{\Phi}^{-1}(t/2))} = e^{\delta \bar{\Phi}^{-1}(t/2) - \delta^2/2} \rightarrow \infty.$$

To show that $t \in (0, 1] \mapsto \Psi_1(t)/t$ is decreasing, we prove that $t \in (0, 1] \mapsto \Psi_1(t)$ is strictly concave. This holds because

$$\Psi_1'(t) = \frac{1}{2} \frac{\phi(\bar{\Phi}^{-1}(t/2) - \delta)}{\phi(\bar{\Phi}^{-1}(t/2))} = e^{\delta \bar{\Phi}^{-1}(t/2) - \delta^2/2}$$

is decreasing in t . \square

Appendix G: Auxiliary results

Lemma G.1 (DKW inequality [Massart \(1990\)](#)). *Let X_1, \dots, X_n be i.i.d. distributed with cumulative function F . Denote F_n the empirical distribution function defined by $F_n(x) = n^{-1} \sum_{i=1}^n \mathbf{1}\{X_i \leq x\}$. Then, for any $t \geq \log(2)$, we have*

$$\mathbb{P} \left[\sup_{x \in \mathbb{R}} (F_n(x) - F(x)) \geq \sqrt{\frac{t}{2n}} \right] \leq e^{-t} .$$

Lemma G.2 ([Carpentier et al. \(2018\)](#)). *We have*

$$\max \left(\frac{t\phi(t)}{1+t^2}, \frac{1}{2} - \frac{t}{\sqrt{2\pi}} \right) \leq \bar{\Phi}(t) \leq \phi(t) \min \left(\frac{1}{t}, \sqrt{\frac{\pi}{2}} \right), \quad \text{for all } t > 0 . \quad (98)$$

As a consequence, for any $x < 0.5$, we have

$$\sqrt{2\pi}(1/2 - x) \leq \bar{\Phi}^{-1}(x) \leq \sqrt{2 \log \left(\frac{1}{2x} \right)}, \quad (99)$$

$$\log \left(\frac{[\bar{\Phi}^{-1}(x)]^2}{[\bar{\Phi}^{-1}(x)]^2 + 1} \right) \leq \frac{[\bar{\Phi}^{-1}(x)]^2}{2} - \log \left(\frac{1}{x} \right) + \log \left(\sqrt{2\pi} \bar{\Phi}^{-1}(x) \right) \leq 0 , \quad (100)$$

and if additionally $x \leq 0.004$, we have

$$\bar{\Phi}^{-1}(x) \geq \sqrt{\log \left(\frac{1}{x} \right)} . \quad (101)$$

Lemma G.3. *For $0.2 \leq x \leq y \leq 0.8$, we have*

$$\bar{\Phi}^{-1}(x) - \bar{\Phi}^{-1}(y) \leq 3.6(y - x). \quad (102)$$

Proof of Lemma G.3. By the mean-value theorem, we have

$$\frac{y - x}{\sup_{z \in [x, y]} \phi(\bar{\Phi}^{-1}(z))} \leq \bar{\Phi}^{-1}(x) - \bar{\Phi}^{-1}(y) \leq \frac{y - x}{\inf_{z \in [x, y]} \phi(\bar{\Phi}^{-1}(z))} . \quad (103)$$

The function $t \mapsto \phi(\bar{\Phi}^{-1}(t + 1/2))$ defined on $[-1/2, 1/2]$ is symmetric and increasing on $[-1/2, 0]$. Thus if $0.2 \leq x \leq y \leq 0.8$, the above infimum equals $\phi(\bar{\Phi}^{-1}(0.2))$ which is larger than $1/3.6$. \square

Lemma G.4 ([Carpentier et al. \(2018\)](#)). *Let $\xi = (\xi_1, \dots, \xi_n)$ be a standard Gaussian vector of size n . For any integer $q \in (0.3n, 0.7n)$ and for all $0 < x \leq \frac{8}{225} q \wedge \left(\frac{n^2}{18q} [\bar{\Phi}^{-1}(q/n) - \bar{\Phi}^{-1}(0.7)]^2 \right)$, we have*

$$\mathbb{P} \left[\xi_{(q)} + \bar{\Phi}^{-1}(q/n) \geq 3 \frac{\sqrt{2qx}}{n} \right] \leq e^{-x} , \quad (104)$$

where we denote $\xi_{(1)} \geq \dots \geq \xi_{(n)}$ the values of ξ_1, \dots, ξ_n ordered decreasingly.

Lemma G.5. Let $\xi = (\xi_1, \dots, \xi_n)$ be a standard Gaussian vector of size n and denote $|\xi|_{(1)} \leq \dots \leq |\xi|_{(n)}$ the values of $|\xi_1|, \dots, |\xi_n|$ ordered increasingly. For any integer $q \in [0.2n, 0.6n]$ and for all $0 < x \leq 0.04q \wedge \left(\frac{n^2}{14q} [\bar{\Phi}^{-1}(0.2) - \bar{\Phi}^{-1}((1-q/n)/2)]^2\right)$, we have

$$\mathbb{P}\left[|\xi|_{(q)} - \bar{\Phi}^{-1}((1-q/n)/2) \geq \frac{4\sqrt{qx}}{n}\right] \leq e^{-x}. \quad (105)$$

For any integer $q \in (0.4n, n)$ and for all $0 < x \leq \frac{n^2}{8q} [\bar{\Phi}^{-1}((1-q/n)/2) - \bar{\Phi}^{-1}(0.3)]^2$, we have

$$\mathbb{P}\left[|\xi|_{(q)} - \bar{\Phi}^{-1}((1-q/n)/2) \leq -2\frac{\sqrt{2qx}}{n}\right] \leq e^{-x}. \quad (106)$$

Proof of Lemma G.5. Consider any $t > 0$ and denote $p = 1 - 2\bar{\Phi}[\bar{\Phi}^{-1}((1-q/n)/2) + t]$ which belongs to $[q/n, 1)$. Denote $\mathcal{B}(n, p)$ the binomial distribution with parameters n and p . We have

$$\mathbb{P}\left[|\xi|_{(q)} \geq \bar{\Phi}^{-1}((1-q/n)/2) + t\right] = \mathbb{P}[\mathcal{B}(n, p) \leq q-1] \leq \mathbb{P}[\mathcal{B}(n, p) \leq q]. \quad (107)$$

By the mean value theorem, we have

$$p - q/n \geq t \inf_{x \in [0, t]} \phi[\bar{\Phi}^{-1}((1-q/n)/2) + x] = t\phi[\bar{\Phi}^{-1}((1-q/n)/2) + t],$$

because $\bar{\Phi}^{-1}((1-q/n)/2) \geq 0$. Assume that $\bar{\Phi}^{-1}((1-q/n)/2) + t \leq \bar{\Phi}^{-1}(0.2)$. Then, it follows from the previous inequality that $p - q/n \geq 2t\phi[\bar{\Phi}^{-1}(0.2)] \geq t/2$. Together with Bernstein's inequality, we obtain

$$\begin{aligned} \mathbb{P}\left[|\xi|_{(q)} \geq \bar{\Phi}^{-1}((1-q/n)/2) + t\right] &\leq \mathbb{P}[\mathcal{B}(n, q/n + t/2) \leq q] \\ &\leq \exp\left[-\frac{n^2 t^2}{8[(q + nt/2)(1 - q/n) + nt/3]}\right] \end{aligned}$$

Since $q \geq 0.2n$ and further assuming that $nt \leq 0.8q$, we conclude that

$$\mathbb{P}\left[|\xi|_{(q)} \geq \bar{\Phi}^{-1}((1-q/n)/2) + t\right] \leq e^{-n^2 t^2 / 14},$$

for any $0 < t \leq 0.8q/n \wedge [\bar{\Phi}^{-1}(0.2) - \bar{\Phi}^{-1}((1-q/n)/2)]$. We have proved (105).

Next, we consider the left deviations. Assume that $q/n > 0.4$ (so that $(1-q/n)/2 < 0.3$) and take $0 \leq t \leq \bar{\Phi}^{-1}((1-q/n)/2) - \bar{\Phi}^{-1}(0.3)$. Write $p = 1 - 2\bar{\Phi}[\bar{\Phi}^{-1}((1-q/n)/2) - t]$. We have $p \in [0.4, q/n]$ and

$$\mathbb{P}[|\xi|_{(q)} \leq \bar{\Phi}^{-1}((1-q/n)/2) - t] = \mathbb{P}[\mathcal{B}(n, p) \geq q].$$

By the mean value theorem,

$$q/n - p \geq 2t \inf_{x \in [0, t]} \phi\left[\bar{\Phi}^{-1}((1-q/n)/2) - x\right] \geq 2t\phi\left[\bar{\Phi}^{-1}((1-q/n)/2)\right] \geq 2t\phi(\bar{\Phi}^{-1}(0.2)) \geq t/2,$$

Then, Bernstein's inequality yields

$$\mathbb{P}[|\xi|_{(q)} \leq \bar{\Phi}^{-1}((1-q/n)/2) - t] \leq \exp\left[-\frac{(q - np)^2}{2np(1-p) + 2(q - np)/3}\right] \leq \exp\left[-\frac{(q - np)^2}{2q}\right], \quad (108)$$

because $2np(1-p) + 2(q-np)/3 \leq (2-2/3)np + 2q/3 \leq 2q$ since $p \leq q/n$. which implies

$$\mathbb{P}\left[\xi_{(q)} \leq -\bar{\Phi}^{-1}((1-q/n)/2) - t\right] \leq \exp\left[-\frac{n^2 t^2}{8q}\right].$$

We have shown (106).

□