

Inelastic collisions in radiofrequency-dressed mixtures of ultracold atoms

Elliot Bentine,* Adam J. Barker, Kathrin Luksch, Shinichi Sunami, Tiffany L. Harte,† Ben Yuen, and Christopher J. Foot
Department of Physics, Oxford University, Parks Road, OX1 3PU

Daniel J. Owens and Jeremy M. Hutson‡
*Joint Quantum Centre (JQC) Durham-Newcastle, Department of Chemistry,
Durham University, South Road, Durham DH1 3LE*

(Dated: December 6, 2019)

Radiofrequency (RF)-dressed potentials are a promising technique for manipulating atomic mixtures, but so far little work has been undertaken to understand the collisions of atoms held within these traps. In this work, we dress a mixture of ^{85}Rb and ^{87}Rb with RF radiation, characterize the inelastic loss that occurs, and demonstrate species-selective manipulations. Our measurements show the loss is caused by two-body $^{87}\text{Rb}+^{85}\text{Rb}$ collisions, and we show the inelastic rate coefficient varies with detuning from the RF resonance. We explain our observations using quantum scattering calculations, which give reasonable agreement with the measurements. The calculations consider magnetic fields both perpendicular to the plane of RF polarization and tilted with respect to it. Our findings have important consequences for future experiments that dress mixtures with RF fields.

PACS numbers: 34.50.Cx, 37.10.Gh

Experiments that use mixtures of ultracold atoms are now established as versatile quantum simulators for a range of physical phenomena. For systems of many particles, recent studies have examined superfluidity [1], non-equilibrium dynamics in many-body quantum systems [2], and the interactions mediated by a bath [3]. At the single-particle level, experiments have observed diffusion [4], chemical reactions [5] and ultralow-energy collisions [6]. Mixtures of ultracold atoms are also used as a starting point for the production of ultracold molecules [7, 8]. These experiments have been made possible by techniques to manipulate ultracold mixtures and their constituents, and new investigations will become possible as laboratory methods evolve.

A number of different techniques are used to trap and manipulate cold atoms. In this paper we consider RF-dressed potentials, which confine cold atoms through a combination of static and radiofrequency magnetic fields [9, 10]. Notable advantages of this technique include smooth, defect-free traps and low heating rates [11]. The potential can be shaped by controlling the RF-dressing field [12], or by adding additional RF components [13]. Furthermore, the potential may be combined with additional time-averaging fields to produce trap geometries such as rings or double wells [14–16]. The confining forces depend only on an atom’s magnetic structure, unlike optical methods which depend on electronic structure. Therefore, RF-dressed potentials permit species-selective manipulations of mixtures that have similar confinement in dipole traps, such as mixtures of hyperfine states or isotopes [17–19].

In spite of the advantages of RF-dressed potentials, there has so far been little consideration of the collisional stability of mixtures that are trapped using them. In this work, we investigate collisions in an RF-dressed mixture of ^{85}Rb and ^{87}Rb atoms in their lower hyperfine states. We observe a rapid loss of ^{85}Rb atoms from the trap due to two-body $^{87}\text{Rb}+^{85}\text{Rb}$ inelastic collisions, which occur through a spin-exchange mechanism. We use a theoretical model to explain the inelastic collisions, and compare predictions from quantum scattering calculations to our measurements of the two-body rate coefficients. Our results suggest that spin-exchange collisions will occur for most combinations of alkali-metal atoms in RF-dressed potentials. Furthermore, our results verify our understanding of ultracold collisions in the presence of strong, resonant dressing fields.

This paper is structured as follows. In Section I we explain the dressed-atom picture. In Section II we describe the experimental procedure used to produce cold clouds of ^{85}Rb and ^{87}Rb , and we demonstrate species-selective manipulations. In Section III we present measurements of the inelastic loss, which we show is dominated by two-body $^{87}\text{Rb}+^{85}\text{Rb}$ collisions, and we measure the two-body rate coefficient $k_2^{85,87}$ as a function of magnetic field and RF field amplitude. In Section IV we discuss the quantum scattering calculations and compare the predicted rate coefficients to the experimental measurements. In Section V we compare our results to a semi-classical model. In Section VI we conclude with a discussion of inelastic loss expected for other species.

I. THE RF-DRESSED ATOM

In this work, we consider rubidium atoms in their ground electronic state. We adopt the common collision

* elliot.bentine@physics.ox.ac.uk

† Department of Physics, Cambridge University, CB3 0HE, UK

‡ J.M.Hutson@durham.ac.uk

convention that lower-case quantum numbers refer to individual atoms and upper-case quantum numbers refer to a colliding pair. An atom is described by its electron spin $s = 1/2$ and nuclear spin i , which couple to form a resultant spin f . In a static magnetic field \vec{B}_0 along the z axis, the Hamiltonian for each atom is

$$\mathcal{H}_{\text{atom}} = \zeta \hat{i} \cdot \hat{s} + (g_S \hat{s}_z + g_i \hat{i}_z) \mu_B B_0, \quad (1)$$

where ζ is the hyperfine coupling constant, μ_B is the Bohr magneton and g_S and g_i are electron and nuclear spin g -factors with the sign convention of Arimondo *et al.* [20]. At the low magnetic fields considered here, each atomic state splits into substates with a well-defined projection m_f of the total angular momentum f along \vec{B}_0 . In this regime, f is nearly conserved but the individual projections m_s and m_i of s and i are not. At low fields, the field-dependent terms in Eq. (1) may be approximated in the coupled basis $|f, m_f\rangle$ to

$$\mathcal{H}_{\text{atom}} = g_f \mu_B B_0 m_f, \quad (2)$$

where substates m_f are separated in energy by the Zeeman splitting and g_f is the Landé g -factor.

In addition to the static magnetic field, we consider a radiofrequency field with angular frequency ω that is σ_- polarized about the z axis, with $\vec{B}_{\text{RF}}(t) = B_{\text{RF}}[\vec{e}_x \cos \omega t - \vec{e}_y \sin \omega t]$. The Hamiltonian of the RF field is

$$\mathcal{H}_{\text{rf}} = \hbar \omega (N + N_0), \quad (3)$$

where $\hat{N} = \hat{a}_-^\dagger \hat{a}_- - \langle \hat{a}_-^\dagger \hat{a}_- \rangle$ is the photon number with respect to the average photon number $N_0 = \langle \hat{a}_-^\dagger \hat{a}_- \rangle$, and \hat{a}_-^\dagger and \hat{a}_- are photon creation and annihilation operators for σ_- photons. For σ_- polarization, the N photons have angular momentum projection $M_N = -N$ onto the z axis.

The Hamiltonian for the interaction of the field with an atom is

$$\mathcal{H}_{\text{int}} = \frac{\mu_B B_{\text{RF}}}{2\sqrt{N_0}} \left[(g_S \hat{s}_+ + g_i \hat{i}_+) \hat{a}_-^\dagger + (g_S \hat{s}_- + g_i \hat{i}_-) \hat{a}_- \right], \quad (4)$$

where \hat{s}_+ and \hat{s}_- are raising and lowering operators for the electron spin and \hat{i}_+ and \hat{i}_- are the corresponding operators for the nuclear spin.

The atom-photon interaction for σ_- polarization conserves $m_{\text{tot}} = m_f + M_N = m_f - N$. If the couplings are neglected, states with the same m_{tot} cross as a function of magnetic field at the radiofrequency resonance $\hbar\omega = g_f \mu_B B_0$, as shown by the dashed lines in Fig. 1. For the RF frequency of 3.6 MHz used in this work, the states $(f, m_f, N) = (1, +1, 1)$, $(1, 0, 0)$ and $(1, -1, -1)$ of ^{87}Rb all cross near $B = 5.12$ G, and the states $(f, m_f, N) = (2, +2, 2)$, $(2, +1, 1)$, $(2, 0, 0)$, $(2, -1, -1)$ and $(2, -2, -2)$ of ^{85}Rb all cross near $B = 7.70$ G. These crossings become avoided crossings when the couplings of Eq. (4) are

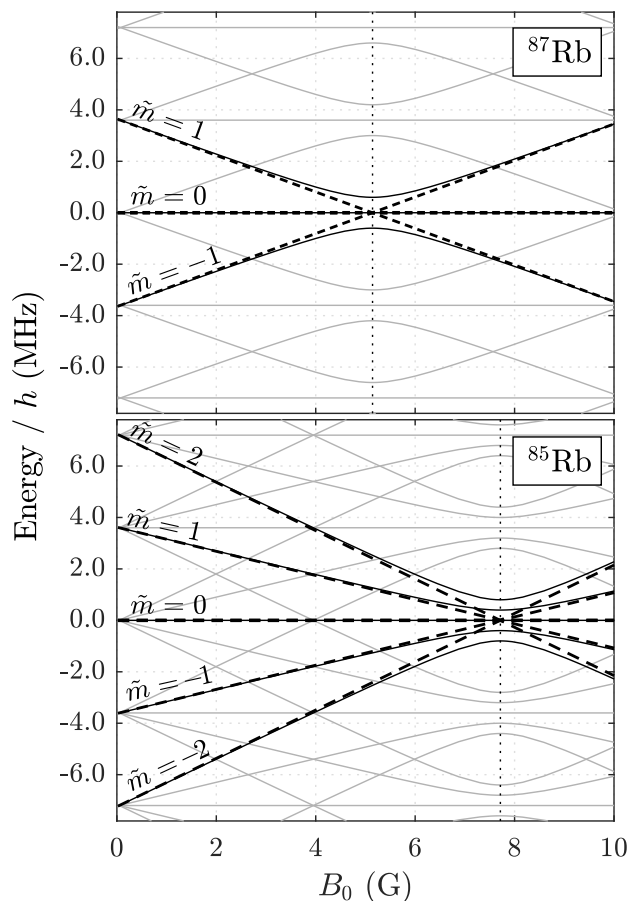


FIG. 1. The RF-dressed eigenstates (solid lines) for ^{87}Rb (top) and ^{85}Rb (bottom) as a function of magnetic field B_0 , for $B_{\text{RF}} = 0.86$ G and $\omega = 3.6$ MHz. A single manifold with $m_{\text{tot}} = 0$ is emphasized in bold. Dashed lines show the dressed states of this manifold in the limit of zero atom-photon interaction.

included. The eigenstates within each manifold of constant m_{tot} are labelled by the quantum number \tilde{m} , which takes values in the range $-f$ to f . The corresponding eigenenergies are

$$E(\tilde{m}, m_{\text{tot}}) = \hbar \tilde{m} \sqrt{\Omega^2 + \delta^2} - m_{\text{tot}} \hbar \omega, \quad (5)$$

where $\delta = (g_f \mu_B B_0 / \hbar - \omega)$ is the angular frequency detuning from resonance and Ω is the Rabi frequency on resonance. In an inhomogeneous field, atoms in states for which $\tilde{m} > 0$ may be trapped in the resulting potential minimum [9, 10].

II. EXPERIMENTAL METHODS

In this section, we describe the methods used to cool and trap mixtures of ^{85}Rb and ^{87}Rb . Our apparatus was described previously [13], and has since been modified to allow the trapping of two species.

An experimental sequence begins by collecting atoms of ^{85}Rb and ^{87}Rb into a dual-isotope magneto-optical trap (MOT). The cooling and repumping light for ^{87}Rb is generated by two external-cavity diode lasers. Each laser is locked to one of the transitions, and injection-locks a laser diode that is current-modulated at a frequency of 1.1 GHz (cooling) or 2.5 GHz (repumper). The modulation generates sidebands at the frequencies required to laser cool and repump ^{85}Rb atoms. Light from the two injection-locked diodes is combined and passed through a tapered amplifier, before illuminating a 3D pyramid MOT, which collects 4×10^9 atoms of ^{87}Rb and 1×10^8 atoms of ^{85}Rb . These atoms are optically pumped into their lower hyperfine levels, with $f = 1$ and 2 respectively, and the low-field-seeking states are loaded into a magnetic quadrupole trap.

The trapped mixture of isotopes is transported to an ultra-high-vacuum region where it is evaporatively cooled using a weak RF field, first within a quadrupole trap and then in a Time-Orbiting Potential (TOP) trap, to a temperature of $\sim 0.5 \mu\text{K}$. This process predominantly ejects ^{87}Rb atoms from the trap and the ^{85}Rb atoms are sympathetically cooled with minimal loss [21]. The final atom numbers of each species are controlled by adjusting the power of the cooling light that is resonant with each isotope during the MOT loading stage, which determines the number of atoms initially collected. We observe no evidence of interspecies inelastic loss in these magnetic traps, imposing a bound of $k_2^{85,87} \ll 10^{-14} \text{ cm}^3 \text{ s}^{-1}$ on the two-body rate coefficient; this is expected because spin exchange is forbidden between the $(f, m_f) = (2, -2)$ and $(1, -1)$ states of ^{85}Rb and ^{87}Rb respectively.

A. Species-selective manipulations

After evaporation, the atoms are loaded into a time-averaged adiabatic potential (TAAP) [14, 15]. This potential is formed by combining a spherical quadrupole field \vec{B}_{quad} , a slow time-averaging field \vec{B}_{TA} , and an RF-dressing field \vec{B}_{RF} that is σ_- polarized in a plane perpendicular to z :

$$\vec{B}_{\text{quad}} = B'(x\vec{e}_x + y\vec{e}_y - 2z\vec{e}_z), \quad (6)$$

$$\vec{B}_{\text{RF}} = B_{\text{rf}}[\cos(\omega t)\vec{e}_x - \sin(\omega t)\vec{e}_y], \quad (7)$$

$$\vec{B}_{\text{TA}} = B_{\text{TA}}[\cos(\omega_{\text{TA}}t)\vec{e}_x - \sin(\omega_{\text{TA}}t)\vec{e}_y]. \quad (8)$$

The RF field, with $\omega = 3.6 \text{ MHz}$, drives transitions between the Zeeman substates so that the atoms are in RF-dressed eigenstates. The RF field is resonant with the atomic Zeeman splitting at points on the surface of a spheroid, centered on the quadrupole node, with semi-axes of length $\hbar\omega/g_f\mu_B B' \times \{1, 1, 0.5\}$ along the $\{\vec{e}_x, \vec{e}_y, \vec{e}_z\}$ axes. The time-averaging field sweeps this resonant surface in a circular orbit of radius $r_{\text{orbit}} = B_{\text{TA}}/B'$ around the z axis. The frequency of the time-averaging field, $\omega_{\text{TA}} = 7 \text{ kHz}$, is slow compared to the

Larmor, RF and Rabi frequencies, so atoms adiabatically follow the RF-dressed eigenstates as the potential is swept.

For a single species, the TAAP operates in two modes, depending on the value of B_{TA} . When $B_{\text{TA}} > \hbar\omega/g_f\mu_B$, the resonant spheroid orbits far from the atoms, which are confined near the origin by the rotating field \vec{B}_{TA} , as in a TOP trap. When $B_{\text{TA}} < \hbar\omega/g_f\mu_B$, the resonant spheroid intersects the z axis, forming a double-well potential with minima at positions [14]

$$x = 0, y = 0, z = \pm \frac{\hbar\omega}{2g_f\mu_B B'} \sqrt{1 - \left(\frac{g_f\mu_B B_{\text{TA}}}{\hbar\omega}\right)^2}. \quad (9)$$

In this work we load atoms only into the lower well, and henceforth neglect the upper well. The vertical position of the lower well is controlled by changing B_{TA} , which determines the radius of orbit and thus the point of intersection of the resonant spheroid and the z axis.

The TAAP differs for species with g -factors of different magnitude, such as ^{85}Rb and ^{87}Rb in their lower hyperfine states, which have $g_f^{85} = -1/3$ and $g_f^{87} = -1/2$. Fig. 2 shows how the positions of each species change as a function of the time-averaging field B_{TA} . With $B_{\text{TA}} > \hbar\omega/g_f^{85}\mu_B$, the resonant spheroids for both species orbit far from the atoms, which are confined near the origin. This scheme is illustrated in Fig. 2a. For $g_f^{85}\mu_B B_{\text{TA}} < \hbar\omega < g_f^{87}\mu_B B_{\text{TA}}$, only the resonant spheroid for ^{85}Rb intersects the rotation axis, confining ^{85}Rb in the lower well of the TAAP but keeping ^{87}Rb confined near the origin by the TOP-like trap, as in Fig. 2b. In this configuration, the vertical position of the ^{85}Rb potential minimum is strongly affected by B_{TA} , while that of ^{87}Rb is not. When $B_{\text{TA}} < \hbar\omega/g_f^{87}\mu_B$, the resonant spheroids for both species intersect the rotation axis, and both are loaded into the lower well of their respective TAAPs, as in Fig. 2c.

B. Measuring inelastic loss

To observe inelastic loss between ^{85}Rb and ^{87}Rb , we work in the regime in which the clouds of the two species are spatially overlapped, which requires that $g_f^{85}\mu_B B_{\text{TA}} > \hbar\omega$, as shown in Fig. 2. The two isotopes are held in contact for a specified duration, then the remaining atom numbers \mathcal{N}_i of both are measured using absorption imaging. The raw images are processed using the fringe-removal algorithm developed by Ockeloen *et al.* [22]. The temperatures T_i of both species are measured using time-of-flight expansion.

The mixtures used in this work have atom numbers \mathcal{N}_{85} , \mathcal{N}_{87} of the two species, with $\mathcal{N}_{85} \ll \mathcal{N}_{87}$; the decrease in \mathcal{N}_{85} over time provides a clear signal to measure the inelastic loss rate. The fractional decrease in \mathcal{N}_{87} is negligible and cannot be distinguished above shot-to-shot variations. The inelastic collisions have a negligible

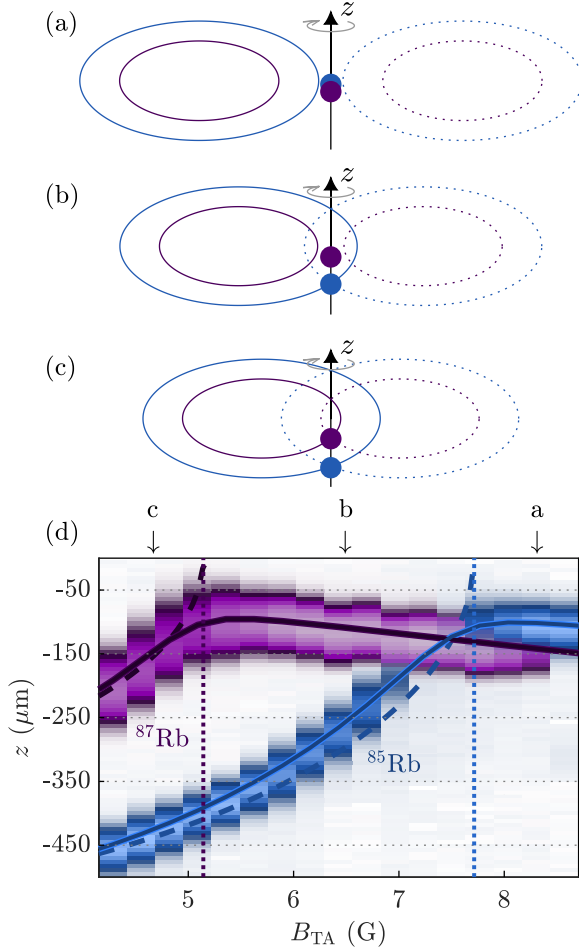


FIG. 2. (a-c) The different operating regimes of the dual-species TAAP. Filled circles show the locations of potential minima for ^{85}Rb (blue) and ^{87}Rb (purple). The ellipses show the resonant spheroids at phases $\omega_{\text{TA}}t = 0$ (solid lines) and π (dotted lines) of the rotating field \vec{B}_{TA} . Three distinct regimes are shown: (a) $\hbar\omega < g_f^{85} \mu_B B_{\text{TA}}$, (b) $g_f^{85} \mu_B B_{\text{TA}} < \hbar\omega < g_f^{87} \mu_B B_{\text{TA}}$, (c) $g_f^{87} \mu_B B_{\text{TA}} < \hbar\omega$. (d) Measurements of the vertical position of ^{85}Rb and ^{87}Rb clouds as a function of B_{TA} . The observed density distribution for each species along the vertical direction is shown as a vertical slice for each unique value of B_{TA} . The dotted vertical lines show the two RF resonances, where $g_f^i \mu_B B_{\text{TA}} = \hbar\omega$. For each species, the colored lines show the value of z from Eq. (9) (dashed), and the numerically calculated TAAP trap minimum (solid).

effect on the temperature of ^{87}Rb , and the ^{87}Rb atoms thus provide a large bath of nearly constant density n_{87} .

Our RF-dressed trap confines two states of ^{85}Rb , with $\tilde{m} = 1, 2$. The two separate clouds that correspond to these states are discernible in absorption images, but their overlap means that only the total atom number $\mathcal{N}_{85}(t) = \mathcal{N}_1 + \mathcal{N}_2$ can be measured accurately. For our experiments, initially $\mathcal{N}_2 \gg \mathcal{N}_1$ because the method used to load the RF-dressed trap favours projection from

$m_f = -2$ into $\tilde{m} = 2$.

III. INELASTIC LOSS

Including up to 3-body collision processes, $\mathcal{N}_{85}(t)$ decreases at a rate given by

$$\begin{aligned} \frac{d\mathcal{N}_{85}(t)}{dt} = & -\frac{\mathcal{N}_{85}(t)}{\tau_{85}} \\ & - \int n_{85}(t) \left(k_2^{85,87} n_{87}(t) + k_3^{85,87,87} n_{87}(t)^2 \right) dV \\ & - \int n_{85}^2(t) \left(k_2^{85,85} + k_3^{85,85,87} n_{87}(t) \right) dV \\ & - \int n_{85}^3(t) \left(k_3^{85,85,85} \right) dV, \end{aligned} \quad (10)$$

where $n_i(t)$ are atom number densities, and τ_{85} is the lifetime of trapped ^{85}Rb atoms from one-body losses and collisions with the background gas. The coefficients k_j are j -body rate coefficients, with the colliding species indicated by the superscript.

For pure ^{85}Rb samples, Eq. (10) reduces to

$$\frac{d\mathcal{N}_{85}(t)}{dt} = -\frac{\mathcal{N}_{85}}{\tau_{85}} - \int k_2^{85,85} n_{85}^2 dV - \int k_3^{85,85,85} n_{85}^3 dV. \quad (11)$$

When only ^{85}Rb is present, we observe an exponential decay of $\mathcal{N}_{85}(t)$ with lifetime $\tau_{85} = 43\text{s}$, and the trapped atoms heating at a rate of 74nK s^{-1} from an initial temperature of $1\text{ }\mu\text{K}$. The fitted rate coefficients $k_2^{85,85}$ and $k_3^{85,85,85}$ are consistent with zero, with upper bounds of $k_2^{85,85} < 3 \times 10^{-12} \text{ cm}^3 \text{ s}^{-1}$ and $k_3^{85,85,85} < 10^{-22} \text{ cm}^6 \text{ s}^{-1}$ in the RF-dressed trap. These bounds are sufficiently low that the intraspecies inelastic loss is negligible for all experiments discussed in this work.

When both species are present, inelastic collisions cause a rapid loss of ^{85}Rb , with almost all atoms lost after a few hundred milliseconds. We argue that the loss occurs through two-body $^{87}\text{Rb} + ^{85}\text{Rb}$ collisions, as follows. Neglecting both the intraspecies loss and one-body loss, Eq. (10) approximates to

$$\begin{aligned} \frac{d\mathcal{N}_{85}(t)}{dt} \approx & - \int n_{85}(t) \left(k_2^{85,87} n_{87} + k_3^{85,87,87} n_{87}^2 \right) dV \\ & - \int k_3^{85,85,87} n_{85}^2(t) n_{87} dV. \end{aligned} \quad (12)$$

Thus, depending on which term dominates, $d\mathcal{N}_{85}/dt$ is proportional to either n_{85} or n_{85}^2 . For an atomic cloud at constant temperature, $n_i \propto \mathcal{N}_i$.

In Fig. 3a, we show measurements of \mathcal{N}_{85} against hold time. The total ^{85}Rb atom number is well described by a model where the two trapped states of ^{85}Rb each decay exponentially, $\mathcal{N}_{85} = \mathcal{N}_1 + \mathcal{N}_2$ with $\mathcal{N}_i = A_i e^{-\beta_i t}$. The different decay constants β_i arise from the differing overlap of each state's density distribution with that of ^{87}Rb . For the measurements in Fig. 3 the overlap of ^{85}Rb atoms

in the $\tilde{m}=2$ state with ^{87}Rb is optimized, thus $\beta_2 \gg \beta_1$. A model in which $d\mathcal{N}_i(t)/dt \propto \mathcal{N}_i^2$ shows poor agreement with the data, as shown in Fig. 3a. From $d\mathcal{N}_i/dt \propto \mathcal{N}_i$, it follows that one ^{85}Rb atom is involved in each inelastic collision.

For short hold times, $t \ll 1/\beta_1$, the atom number decays exponentially as

$$\mathcal{N}_{85}(t) \approx A_2 e^{-\beta_2 t} + A_1. \quad (13)$$

Fig. 3b shows \mathcal{N}_{85} as a function of time during the initial fast exponential decay, for different densities of ^{87}Rb . We fit Eq. (13) to the data in Fig. 3b, and in the inset plot β_2 against n_{87}^{max} , the maximum atom number density of ^{87}Rb , which occurs at the centre of the trap. The measured decay rate is proportional to n_{87}^{max} , indicating that the inelastic collisions involve a single ^{87}Rb atom. Thus we deduce that the inelastic loss arises from a mechanism involving two-body $^{87}\text{Rb}+^{85}\text{Rb}$ collisions.

Measuring the two-body rate coefficient

Having determined that two-body $^{87}\text{Rb}+^{85}\text{Rb}$ inelastic collisions are the dominant loss mechanism for ^{85}Rb in the trapped mixture, we now measure the two-body rate coefficient. Eq. (12) further approximates to

$$\frac{d\mathcal{N}_{85}}{dt} \approx - \int k_2^{85,87} n_{85} n_{87} dV \quad (14)$$

We measure the inelastic loss rate by fitting Eq. (13) to $\mathcal{N}_{85}(t)$. As only the total inelastic loss rate is measurable, and $k_2^{85,87}$ varies with position in the trap, we are able to extract only a mean value of $k_2^{85,87}$ that is weighted by the overlap between the species,

$$\langle k_2^{85,87} \rangle = \frac{\int k_2^{85,87} n_{85} n_{87} dV}{\int n_{85} n_{87} dV}, \quad (15)$$

where the term $\int n_{85} n_{87} dV$ is the overlap integral that quantifies the spatial overlap. Hence,

$$\frac{d\mathcal{N}_{85}}{dt} \approx - \langle k_2^{85,87} \rangle \int n_{85} n_{87} dV. \quad (16)$$

Determining the overlap integral requires knowledge of the atom number densities n_i . We calculate these densities using measured values of the cloud temperatures, quadrupole field gradient, rotating bias field amplitude, and RF field. The temperatures are determined from time-of-flight expansion of the clouds, and we find that T_{87} is independent of hold time. However, it is not possible to determine T_{85} at arbitrary hold times; the significant ^{85}Rb atom loss results in weak absorption imaging signals, which cannot be reliably fitted with Gaussian profiles. Instead, we determine T_{85} at $t = 0$ and assume it is constant thereafter. A Monte-Carlo method is used to determine the uncertainties in $\int n_{85} n_{87} dV$, which incorporate the individual uncertainties (including systematic

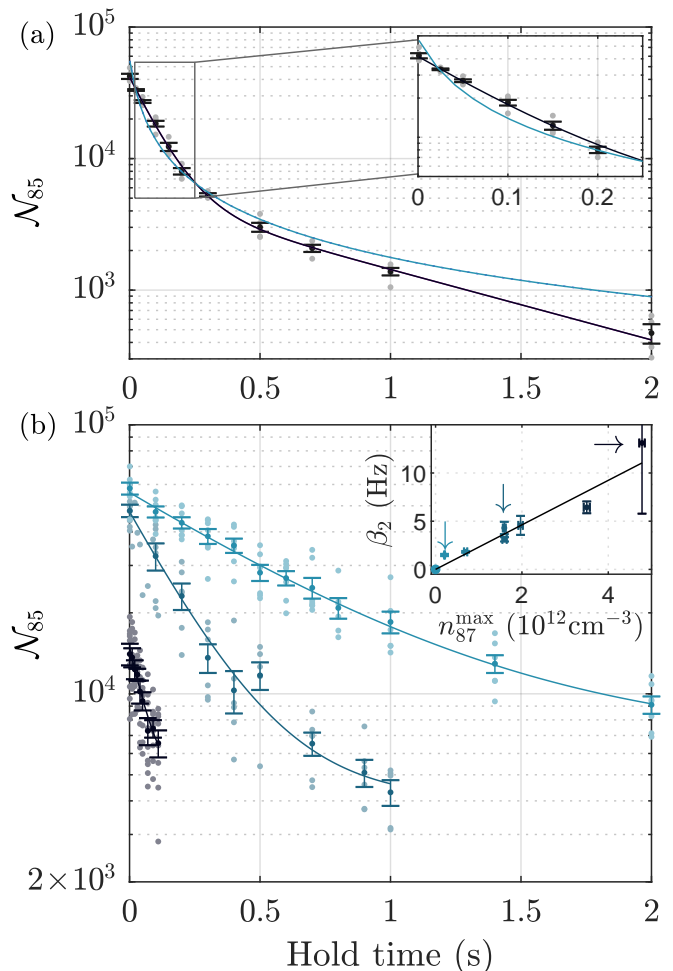


FIG. 3. (a) The measured total ^{85}Rb atom number \mathcal{N}_{85} as a function of hold time in the trap. The solid black line shows the best fit of a model in which the population of both trapped states of ^{85}Rb decays exponentially. The solid blue line shows an alternative model in which each population decays with a rate proportional to \mathcal{N}_i^2 . (b) At short hold times the change in atom number is dominated by the exponential atom loss from the state with $\tilde{m}=2$. The decay rates in the presence of three different atom number densities of ^{87}Rb are shown. Inset: The fitted rate coefficients β_2 are linearly proportional to the peak ^{87}Rb atom number density, n_{87}^{max} . Arrows indicate the three sets that are plotted in the outer panel.

errors) of all independent parameters. The uncertainties in $\int n_{85} n_{87} dV$ are combined in quadrature with those of the fitted decay rates to determine the uncertainty of $\langle k_2^{85,87} \rangle$.

We explore the dependence of $\langle k_2^{85,87} \rangle$ on the static magnetic field by adjusting B_{TA} , which is akin to a bias field in our setup. This is possible provided the two species remain overlapped, which requires that $B_{\text{TA}} > \hbar\omega/(g_f^{85}\mu_B)$, as described in Section II A. For any given value of B_{TA} , collisions occur over a range of different

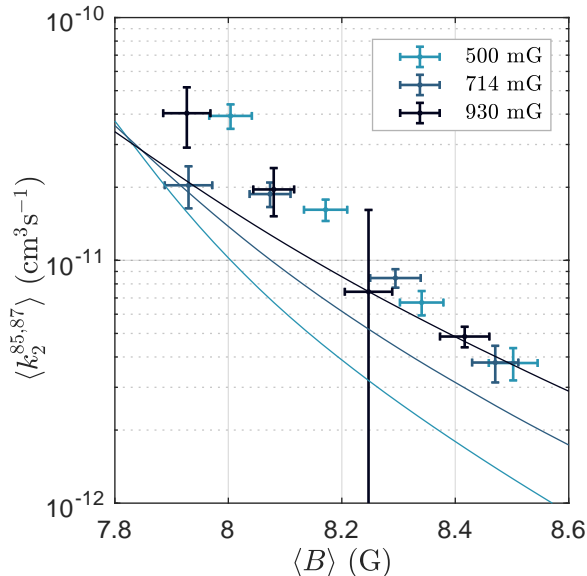


FIG. 4. Measurements of $\langle k_2^{85,87} \rangle$ as a function of the average magnetic field $\langle B_0 \rangle$ for three amplitudes B_{RF} of a 3.6 MHz RF-dressing field. The solid lines show values of $\langle k_2^{85,87} \rangle$ for each RF amplitude as predicted from coupled-channel calculations.

static magnetic fields because of the field gradient that is required to confine the atoms. As such, we compare our measured rate coefficients as a function of the overlap-weighted average $\langle B_0 \rangle$, defined analogously to $\langle k_2^{85,87} \rangle$. Our measurements are shown in Fig. 4, for three different amplitudes of the RF-dressing field. We observe that the two-body rate coefficient increases with decreasing $\langle B_0 \rangle$, and within the uncertainties observe no clear dependence on RF amplitude. We also plot the values of $\langle k_2^{85,87} \rangle$ predicted from our scattering calculations, which are described in the next section.

IV. QUANTUM SCATTERING CALCULATIONS

We model the collisional losses by carrying out quantum-mechanical scattering calculations using the MOLSCAT program [23, 24]. The method used was described in ref. 25 for RF polarization in the plane perpendicular to the magnetic field, and is summarized in Appendix A. It has antecedents in refs. 26–28. The wave function for a colliding pair of atoms is expanded in an uncoupled RF-dressed basis set,

$$|s_1 m_{s1}\rangle |i_1 m_{i1}\rangle |s_2 m_{s2}\rangle |i_2 m_{i2}\rangle |L M_L\rangle |N M_N\rangle, \quad (17)$$

where the indices (1, 2) label quantities associated with the first and second atoms, L is the angular momentum for relative motion of the two atoms, and M_L is its projection onto the z axis.

To understand collisions between trapped atoms, it is useful to consider the thresholds (i.e., the energies of separated atomic pairs) as a function of magnetic field. Figure 5 compares the thresholds for $^{87}\text{Rb}+^{85}\text{Rb}$ with those for $^{87}\text{Rb}+^{87}\text{Rb}$ and $^{85}\text{Rb}+^{85}\text{Rb}$ for an RF field strength $B_{\text{RF}} = 0.5$ G. Only states with $m_{f1} + m_{f2} + M_N = 0$ are shown; as discussed below, this quantity is conserved in spin-exchange collisions (though not in spin-relaxation collisions).

A. Homonuclear systems

The thresholds for the homonuclear systems are shown in the end panels of Fig. 5. They show simple maxima or minima at a single magnetic field, $B = 5.12$ G for ^{87}Rb and $B = 7.70$ G for ^{85}Rb . In all cases the trapped states correspond to the uppermost threshold of those shown, though other thresholds exist for different photon numbers or higher hyperfine states. For $^{87}\text{Rb}+^{87}\text{Rb}$, the uppermost state has character $(m_{f1}, m_{f2}, N) = (1, 1, 2)$ at fields below the crossing and $(-1, -1, -2)$ above it. For $^{85}\text{Rb}+^{85}\text{Rb}$, the uppermost state has character $(2, 2, 4)$ below the crossing and $(-2, -2, -4)$ above it.

In both homonuclear cases, there are no lower-energy states in the same multiplet with the same photon number, so collisional decay can occur in only two ways [25]:

(1) Close to the crossing, the m_f quantum numbers are mixed by the photon couplings, so that RF-induced spin-exchange collisions can transfer atoms to lower thresholds without changing L from 0.

(2) At fields above the crossing, the $m_f = -1$ state for ^{87}Rb (or $m_f = -2$ state for ^{85}Rb) is not the ground state. Even in the absence of RF radiation, two $m_f = -1$ or -2 atoms can undergo spin-relaxation collisions that change both $M_F = m_{f1} + m_{f2}$ and M_L (and thus must change L from 0 to 2) but conserve $M_F + M_L$. Spin relaxation is usually very slow, both because the spin-dipolar coupling $\hat{V}^d(R)$ is very weak and because there is a centrifugal barrier higher than the kinetic energy in the outgoing channel with $L = 2$.

$^{87}\text{Rb}+^{87}\text{Rb}$ is a special case, with very similar singlet and triplet scattering lengths $a_s = 90.6$ bohr and $a_t = 98.96$ bohr. This is known to suppress spin-exchange collisions dramatically [29–31], and ref. 25 showed that it also suppresses RF-induced spin-exchange collisions. Thus collisional losses in RF-dressed traps for pure ^{87}Rb are dominated by spin relaxation, somewhat modified by the RF radiation [25]. $^{85}\text{Rb}+^{85}\text{Rb}$ has $a_s = 2,735$ bohr and $a_t = -386$ bohr [32]; although superficially very different, these give similar values of the low-energy s-wave scattering phase. As a result, RF-free and RF-induced spin-exchange collisions are suppressed for pure ^{85}Rb as well, though not as strongly as for ^{87}Rb .

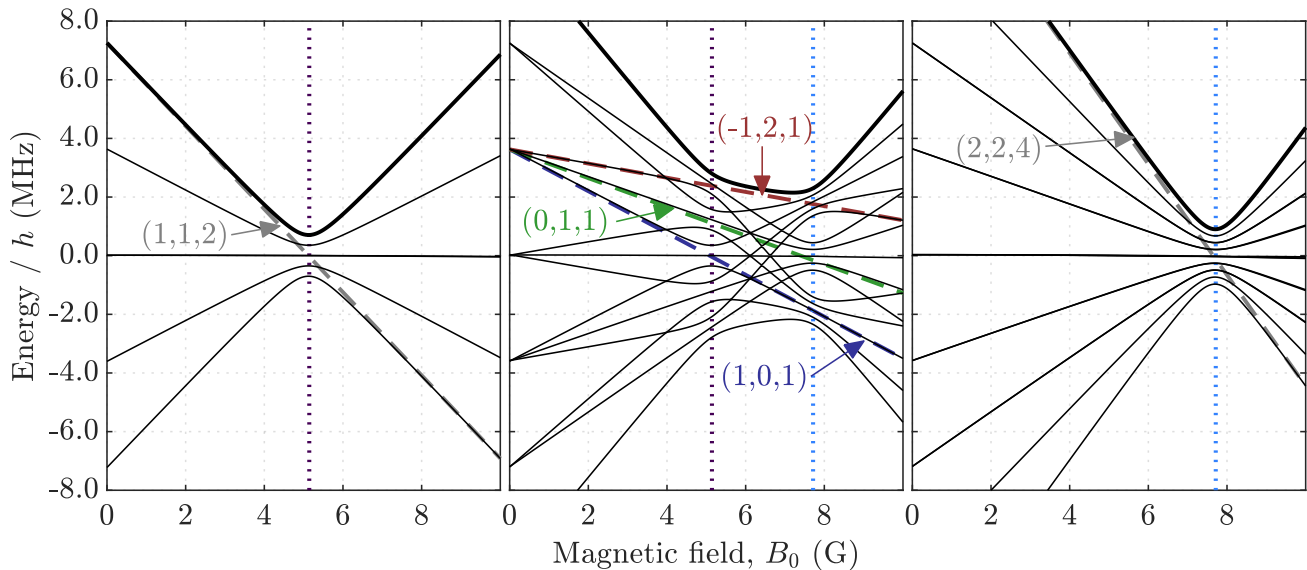


FIG. 5. The RF-dressed atomic thresholds (black, solid) for $^{87}\text{Rb}+^{87}\text{Rb}$ (left), $^{87}\text{Rb}+^{85}\text{Rb}$ (center) and $^{85}\text{Rb}+^{85}\text{Rb}$ (right) for $m_{f1} + m_{f2} + M_N = 0$, with $B_{\text{RF}} = 0.5\text{ G}$ at a frequency of 3.6 MHz. Both atoms are in their lower hyperfine state. Selected thresholds are also shown for zero RF intensity (dashed lines), labelled with quantum numbers (m_{f1}, m_{f2}, N) . The RF resonances for each species are indicated by vertical dotted lines. The thresholds corresponding to collisions of trapped atoms in this work are indicated in bold.

B. Heteronuclear systems

The thresholds for $^{87}\text{Rb}+^{85}\text{Rb}$ are very different from those for the homonuclear systems. The uppermost state has character $(m_{f1}, m_{f2}, N) = (1, 2, 3)$ at fields below the ^{87}Rb resonance at 5.12 G, and $(-1, -2, -3)$ above the ^{85}Rb resonance at 7.70 G. RF-induced spin exchange is possible close to the crossings and RF-modified spin relaxation is possible above 5.12 G, as for the homonuclear systems. However, at magnetic fields *between* the two crossings the uppermost state has predominantly $(-1, 2, 1)$ character, and there are lower pair states that have predominantly $(0, 1, 1)$ and $(1, 0, 1)$ character, with the same photon number and value of M_F , as shown by dashed lines in Fig. 5. Spin-exchange collisions that transfer atoms to these lower thresholds are thus allowed in this intermediate region, even without the couplings due to RF radiation. The scattering lengths for $^{87}\text{Rb}+^{85}\text{Rb}$ are $a_s = 202\text{ bohr}$ and $a_t = 12\text{ bohr}$, so spin exchange is *not* suppressed in the mixture and fast losses are expected at these intermediate fields.

C. Calculated rates and comparison

Fig. 6a shows the calculated inelastic rate coefficients for collisions between RF-dressed ^{87}Rb atoms in $f = 1$, $\tilde{m} = 1$ and ^{85}Rb atoms in $f = 2$, $\tilde{m} = 2$ as a function of magnetic field, for several RF field strengths. The calculations were carried out for σ_- polarization in the plane perpendicular to B_0 . In these calculations

$L_{\text{max}} = 0$, so spin-relaxation collisions are excluded. At the lowest RF field strength, $B_{\text{RF}} = 50\text{ mG}$, the avoided crossings between the thresholds are very sharp and the states are well described by the quantum numbers (m_{f1}, m_{f2}, N) introduced at the start of Section IV. In this regime the spin-exchange losses are forbidden below the ^{87}Rb radiofrequency resonance at 5.12 G and above the ^{85}Rb radiofrequency resonance at 7.70 G, but at intermediate fields they occur at almost the full RF-free rate for $(f, m_f) = (1, -1) + (2, 2)$ collisions, shown as the black dashed line. At higher RF field strengths, the avoided crossings extend further into the intermediate field region; the uppermost state is a mixture of $(m_{f1}, m_{f2}, N) = (-1, 2, 1)$ and other pair states that do not decay as fast. The effect is to broaden the edges of the flat-topped peak that exists for $B_{\text{RF}} = 0.05\text{ G}$ and depress the height of the peak in the central region.

In the experiment, the atoms are trapped at locations where the magnetic field is not perpendicular to the plane of circular polarization. To explore the effects of this, we carried out additional calculations where the radiation is still σ_- polarized in the plane perpendicular to z , but the static magnetic field B_0 is tilted by an angle θ from the z axis. In this case M_{tot} is no longer conserved, resulting in an increase in the number of open channels. For $L_{\text{max}} = 0$, the number of open channels increases from 15 to 56. The calculated loss profiles are shown in Fig. 6b for $B_{\text{RF}} = 0.5\text{ G}$ and different values of the tilt angle θ ; the profile remains qualitatively similar to that at $\theta = 0$, especially far from the avoided crossings in Fig. 5, where the magnetic field dominates. However, the onset of loss

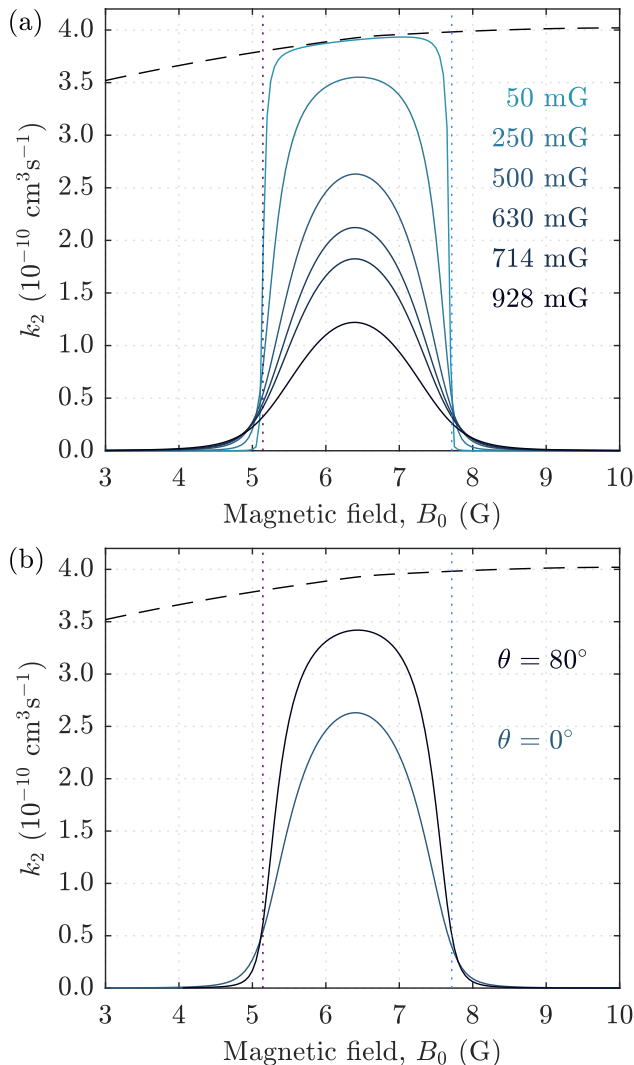


FIG. 6. Rate coefficients for inelastic collisions between RF-dressed ^{87}Rb and ^{85}Rb atoms in their hyperfine ground states, as a function of magnetic field, at a collision energy of $0.4 \mu\text{K}$. Results are shown for RF radiation with σ_- polarization at a frequency of 3.6 MHz. (a) Dependence on B_{RF} with RF polarization in the plane perpendicular to B_0 . The dashed black line shows the rate coefficient for RF-free spin exchange for $(f, m_f) = ^{87}\text{Rb}(1, -1) + ^{85}\text{Rb}(2, 2)$. The dotted lines indicate the magnetic field at which the RF is resonant for ^{85}Rb and ^{87}Rb . (b) Dependence on the tilt angle θ , for B_{RF} fixed at 0.5 G.

is sharper for tilted fields, resembling that at smaller values of B_{RF} in Fig. 6a.

At fields above the RF resonance at 5.12 G, spin relaxation can also occur. For example the state $(m_{f1}, m_{f2}, M_L, N) = (-1, 2, 0, 1)$ can decay to $(0, 2, -1, 1)$, $(1, 2, -2, 1)$, $(-1, 1, 1, 1)$ or $(-1, 0, 2, 1)$, conserving $M_F + M_L$. This spin-relaxation loss is slower than the spin-exchange losses considered in this paper by five orders of magnitude and so is neglected in the analysis.

Overlap-weighted averages $\langle k_2^{85,87} \rangle$ of the calculated rate coefficients $k_2^{85,87}$ are plotted as solid lines alongside the experimental data in Fig. 4. To perform the overlap-weighted averaging, we calculate the spatial distributions n_{85} , n_{87} using the average temperature, atom number and trapping fields for each particular value of B_{RF} shown. We numerically integrate these density distributions to determine $\langle k_2^{85,87} \rangle = \int n_{85} n_{87} k_2^{85,87} dV$, taking into account the variation of $k_2^{85,87}$ with B_0 . The tilt angle θ varies by only a few degrees across the region where the two species overlap, and so we use a constant $\theta = 80^\circ$ for the calculations.

Our calculated values of $\langle k_2^{85,87} \rangle$ are in reasonable agreement with the experimental measurements shown in Fig. 4. The measurements clearly demonstrate that $\langle k_2^{85,87} \rangle$ increases with magnetic field as the ^{85}Rb resonance is approached from the high-field side, which is consistent with the predicted rate coefficients. No clear trend with RF amplitude is discernible in our measured data, although this would be difficult to observe given our uncertainties. In general, the measured rates are slightly higher than the predicted values. This discrepancy could be caused by a systematic error that underestimates the atom numbers \mathcal{N}_{85} and \mathcal{N}_{87} .

V. SEMICLASSICAL INTERPRETATION

Low inelastic loss rates in RF-dressed potentials were previously measured in experiments using ^{87}Rb . Those results were interpreted using a semiclassical model [9, 12], which we now revisit in light of our work. The model was first introduced in the context of microwave dressing [33], and it has also been applied to collisions during RF evaporative cooling [34].

Before we discuss the collision model, we first recap the semiclassical picture of an atom in an RF field. The Hamiltonian of a single atom interacting with a magnetic field is

$$\mathcal{H} = g_f \mu_B \vec{f} \cdot (\vec{B}_{\text{RF}}(t) + \vec{B}_0). \quad (18)$$

The time-dependence is removed by transforming into a frame that rotates with the RF field, with coordinate axes

$$\begin{aligned} \vec{e}_x' &= \vec{e}_x \cos(\omega t) + \vec{e}_y \sin(\omega t), \\ \vec{e}_z' &= \vec{e}_z, \end{aligned} \quad (19)$$

followed by making the rotating-wave approximation. The resulting time-independent Hamiltonian is

$$\mathcal{H}_{\text{RWA}} = \hbar (\Omega \vec{e}_x' + \delta \vec{e}_z') \cdot \vec{f}, \quad (20)$$

where δ is the angular frequency detuning and Ω the resonant Rabi frequency, defined previously. Diagonalising this semi-classical Hamiltonian gives the eigenenergies of an atom in the applied magnetic fields.

\mathcal{H}_{RWA} is proportional to the dot product of \vec{f} with the vector \vec{V} ,

$$\vec{V} = (\Omega\vec{e}_x' + \delta\vec{e}_z'). \quad (21)$$

Consequently, the eigenstates of \mathcal{H}_{RWA} have a well-defined projection \tilde{m} of \vec{f} in the direction of \vec{V} . Fig. 7a shows \vec{V} observed from the laboratory frame, in which it precesses about the static field \vec{B}_0 at the angular frequency ω and with angle $\Theta = \arctan(\delta/\Omega)$.

The semiclassical model of RF-dressed collisions posits that spin exchange does not occur between identical atoms that are in eigenstates of extreme \tilde{m} [9, 12, 34]. When two such atoms collide, their total angular momentum also has a maximum projection along \vec{V} , with $\tilde{M} = \tilde{m}_1 + \tilde{m}_2$. In the semiclassical picture, there are no other open channels with the same value of \tilde{M} , thus spin-exchange collisions are forbidden by violation of angular momentum conservation. We stress that these conclusions are incorrect; the semiclassical picture neglects couplings to the RF field during collisions, and therefore fails to predict the RF-induced spin exchange described earlier. The rate coefficient for RF-induced spin exchange is usually large, but this is not the case for either ^{87}Rb or ^{85}Rb ; it appears that the low inelastic loss rates observed previously for RF-dressed ^{87}Rb atoms are in agreement with the semiclassical model's predictions only by coincidence.

The same semiclassical model predicts that spin exchange can occur when two atoms with different values of $|g_f|$ collide, even if they are in states of maximum \tilde{m} . The vectors \vec{V}_{85} , \vec{V}_{87} of the two species are in general not parallel, due to the different Rabi frequencies and detunings from the RF resonance. They precess around \vec{B}_0 at the same angular frequency ω , but with different angles Θ_{85} , Θ_{87} . These vectors are illustrated for different B_0 in Fig. 7b, with the associated angles Θ_{85} and Θ_{87} shown in Fig. 7c.

At fields much greater than 7.70 G, the detunings of both species are large and positive. Both angles tend to $\pi/2$, and the vectors \vec{V}_{85} and \vec{V}_{87} are nearly parallel. In this case, a $^{87}\text{Rb} + ^{85}\text{Rb}$ pair has an extreme value of the total angular momentum \tilde{M} when each atom is in an eigenstate of maximum \tilde{m} . Spin exchange is forbidden on the grounds of angular momentum conservation, as for identical atoms, and the inelastic rate coefficient $k_2^{85,87}$ is small. A similar argument follows for very weak fields below 5.12 G, where the detunings are large and negative and both Θ_{85} and Θ_{87} tend to $-\pi/2$.

At intermediate fields, the angles Θ_{85} and Θ_{87} are very dissimilar. The vectors \vec{V}_{85} , \vec{V}_{87} are misaligned, and spin exchange is *not* forbidden on grounds of angular momentum conservation. The rate coefficient increases as the angles diverge, and peaks at the midpoint between the two RF resonances, where \vec{V}_{85} , \vec{V}_{87} are almost antiparallel to each other. The RF amplitude determines how slowly Θ_{85} and Θ_{87} change with respect to magnetic field

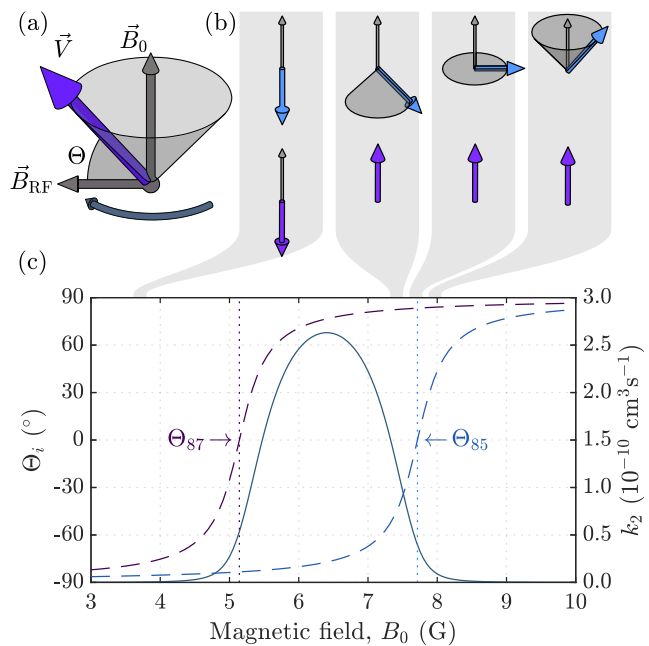


FIG. 7. The semiclassical picture. (a) \vec{V} precesses around \vec{B}_0 at the RF frequency, and is coplanar with both B_{RF} and \vec{B}_0 . The angle Θ is defined in the text. (b) Illustrations of the fields at different magnetic fields B_0 . Each frame illustrates the fields at different magnetic fields B_0 . (c) The angle Θ_i is shown for each species as a function of magnetic field for a 3.6 MHz RF dressing field. Dotted vertical lines mark the RF resonances for each species. The rate coefficient $k_2^{85,87}$ for $\theta = 0$, $B_{\text{RF}} = 0.5$ G is overlaid for comparison.

in the vicinity of the RF resonances, and larger RF amplitudes therefore broaden the edges of the $k_2^{85,87}$ peak over a wider range of magnetic fields.

Finally, we remark that the semiclassical model predicts that spin exchange occurs for collisions between atoms with g -factors of different sign, even when the magnitudes of the g -factors are the same; although angles $\Theta_{f=1}$ and $\Theta_{f=2}$ are matched, the \vec{V} s precesses with different handedness around the static field for each species. Further work is required to compare the semiclassical and quantal pictures with experimental data of different hyperfine states.

VI. CONCLUSION

In this paper we have investigated the inelastic collisions that occur in an RF-dressed mixture of ^{85}Rb and ^{87}Rb . We measured the loss of a small population of ^{85}Rb atoms in the presence of a larger ^{87}Rb bath, and identified the dominant mechanism as two-body $^{87}\text{Rb} + ^{85}\text{Rb}$ inelastic collisions. The inelastic rate coefficient $k_2^{85,87}$ was shown to vary as a function of magnetic field, with $k_2^{85,87}$ increasing as the atomic RF resonance was ap-

Mixture	a_s (bohr)	a_t (bohr)	Ref.
${}^6\text{Li}+{}^6\text{Li}$	45.154	-2113	[35]
${}^7\text{Li}+{}^7\text{Li}$	34.331(2)	-26.92(7)	[36]
${}^6\text{Li}+{}^{23}\text{Na}$	-73(8)	-76(5)	[37]
${}^7\text{Li}+{}^{39}\text{K}$	29.83	81.99	[38]
${}^7\text{Li}+{}^{40}\text{K}$	14.88	75.27	[38]
${}^7\text{Li}+{}^{41}\text{K}$	-6.375	69.76	[38]
${}^6\text{Li}+{}^{39}\text{K}$	64.93	68.59	[38]
${}^6\text{Li}+{}^{40}\text{K}$	52.61	64.41	[38]
${}^6\text{Li}+{}^{41}\text{K}$	42.75	60.77	[38]
${}^7\text{Li}+{}^{87}\text{Rb}$	54.75(30)	-66.66(10)	[39]
${}^6\text{Li}+{}^{133}\text{Cs}$	30.252(100)	-34.259(200)	[40]
${}^7\text{Li}+{}^{133}\text{Cs}$	45.477(150)	908.6(100)	[40]
${}^{23}\text{Na}+{}^{23}\text{Na}$	18.81(80)	64.30(40)	[41]
${}^{23}\text{Na}+{}^{39}\text{K}$	311.8(20)	-83.97(50)	[42]
${}^{23}\text{Na}+{}^{40}\text{K}$	66.7(3)	-824.7(30)	[42]
${}^{23}\text{Na}+{}^{41}\text{K}$	3.39(20)	267.05(50)	[42]
${}^{23}\text{Na}+{}^{87}\text{Rb}$	109	70	[43]
${}^{23}\text{Na}+{}^{85}\text{Rb}$	396	81	[43]
${}^{23}\text{Na}+{}^{133}\text{Cs}$	428(9)	30.4(0.6)	[44]
${}^{39}\text{K}+{}^{39}\text{K}$	138.49(12)	-33.48(18)	[45]
${}^{39}\text{K}+{}^{40}\text{K}$	-2.84(10)	-1985(69)	[45]
${}^{39}\text{K}+{}^{41}\text{K}$	113.07(12)	177.10(27)	[45]
${}^{40}\text{K}+{}^{40}\text{K}$	104.41(9)	169.67(24)	[45]
${}^{40}\text{K}+{}^{41}\text{K}$	-54.28(21)	97.39(9)	[45]
${}^{41}\text{K}+{}^{41}\text{K}$	85.53(6)	60.54(6)	[45]
${}^{39}\text{K}+{}^{85}\text{Rb}$	26.5(0.9)	63.0(0.5)	[46]
${}^{39}\text{K}+{}^{87}\text{Rb}$	824_{-70}^{+90}	35.9(0.7)	[46]
${}^{40}\text{K}+{}^{85}\text{Rb}$	64.5(0.6)	-28.4(1.6)	[46]
${}^{40}\text{K}+{}^{87}\text{Rb}$	-111(5)	-215(10)	[46]
${}^{41}\text{K}+{}^{85}\text{Rb}$	106.0(0.8)	348(10)	[46]
${}^{41}\text{K}+{}^{87}\text{Rb}$	14.0(1.1)	163.7(1.6)	[46]
${}^{39}\text{K}+{}^{133}\text{Cs}$	-18.37	74.88(9)	[47]
${}^{40}\text{K}+{}^{133}\text{Cs}$	-51.44	-71.67(45)	[47]
${}^{41}\text{K}+{}^{133}\text{Cs}$	-72.79	179.06(28)	[47]
${}^{85}\text{Rb}+{}^{85}\text{Rb}$	2735	-386	[32]
${}^{85}\text{Rb}+{}^{87}\text{Rb}$	202	12	present work
${}^{87}\text{Rb}+{}^{87}\text{Rb}$	90.6	98.96	[48]
${}^{85}\text{Rb}+{}^{133}\text{Cs}$	585.6	11.27	[49]
${}^{87}\text{Rb}+{}^{133}\text{Cs}$	997(11)	513.3(2.2)	[50]
${}^{133}\text{Cs}+{}^{133}\text{Cs}$	286.5(1)	2858(19)	[51]

TABLE I. Singlet a_s and triplet a_t scattering lengths for isotopic mixtures of alkali-metal atoms. The uncertainties have been added where possible.

proached from the high-field side. We used a theoretical model of RF-dressed collisions to predict values of $k_2^{85,87}$, and find they are in reasonable agreement with the measured values given that no free parameters were used to fit.

When RF-dressed potentials are used to confine atoms, the atoms are in states with a potential energy minimum at the atomic RF resonance. If two atoms have different magnitudes of g_f , they are resonant with an applied RF field at different values of the static field. At fields between these two values, the atoms are predominantly in states where spin-exchange collisions are allowed, even in the absence of coupling to the RF field. Unless the singlet and triplet scattering lengths are similar, or the magnitudes of both are large, this spin exchange is expected to be fast. This contrasts with the situation when two atoms have very similar values of g_f , and are thus resonant at the same value of the static field. In this case spin-exchange collisions are forbidden except close to the trap center, where mixing of the Zeeman states by photon interactions permits RF-induced spin exchange. This RF-induced spin exchange can also be moderately fast unless the singlet and triplet scattering lengths are similar [25].

Table I shows the singlet and triplet scattering lengths for different pairs of alkali metal atoms. These values demonstrate that ${}^{87}\text{Rb}+{}^{87}\text{Rb}$ is a special case. For most other combinations of alkali-metal isotopes, the singlet and triplet scattering lengths are very different and the rate coefficients for both RF-induced and RF-free spin exchange will be large. Although RF-dressed potentials may enable the manipulation of different isotopes in a mixture [19], this paper finds that the RF dressing will generally cause high rates of inelastic collisions. Nonetheless, there may be some mixtures for which inelastic losses are low. For instance, the combinations ${}^6\text{Li}+{}^{23}\text{Na}$, ${}^6\text{Li}+{}^{39}\text{K}$ and ${}^6\text{Li}+{}^{40}\text{K}$ have similar singlet and triplet scattering lengths, which may suppress interspecies spin exchange. Unfortunately, the singlet and triplet scattering lengths are dissimilar in ${}^6\text{Li}+{}^6\text{Li}$, ${}^{23}\text{Na}+{}^{23}\text{Na}$, ${}^{39}\text{K}+{}^{39}\text{K}$ and ${}^{40}\text{K}+{}^{40}\text{K}$, hence RF-induced intraspecies spin exchange may be fast for these species. ${}^{87}\text{Rb}+{}^{133}\text{Cs}$ may also be interesting; although the interspecies scattering lengths are dissimilar, they are both large and may give rise to similar phase shifts. Furthermore, ${}^{87}\text{Rb}$ and ${}^{133}\text{Cs}$ have different magnitudes of g_f , allowing species-selective manipulations. It is also well established that ${}^{87}\text{Rb}+{}^{87}\text{Rb}$ has low inelastic loss rates when RF dressed. Further calculations would be required to predict the rate coefficients for a ${}^{87}\text{Rb}+{}^{133}\text{Cs}$ mixture.

This paper has not considered inelastic collisions between different hyperfine states of the same isotope, which can also be independently manipulated using RF-dressed potentials, as was shown for ${}^{87}\text{Rb}$ [18]. The choice of ${}^{87}\text{Rb}$ was fortunate, as the similarity of singlet and triplet scattering lengths suppresses spin-exchange collisions even when such collisions are otherwise allowed [30]. RF-dressed potentials have found use for this

specific mixture, but our work suggests that this promising technique may be more limited in scope than was previously realized.

ACKNOWLEDGMENTS

This work has been supported by the UK Engineering and Physical Sciences Research Council (Grants No. ER/I012044/1, EP/N007085/1 and EP/P01058X/1 and a Doctoral Training Partnership with Durham University) and the EU H2020 Collaborative project QuProCS (Grant Agreement 641277). E. B., A. J. B., K. L. and D. J. O. thank the EPSRC for doctoral training funding. We are grateful to Dr. C. R. Le Sueur and Prof. T. Fernholz for valuable discussions.

Appendix A: Numerical methods

We have carried out quantum scattering calculations of collisions between pairs of atoms in RF-dressed states. The Hamiltonian for the colliding pair is

$$\frac{\hbar^2}{2\mu} \left[-R^{-1} \frac{d^2}{dR^2} R + \frac{\hat{L}^2}{R^2} \right] + \hat{V}(R) + \hat{h}_1 + \hat{h}_2 + \hat{h}_{\text{rf}} + \hat{h}_{\text{rf},1}^{\text{int}} + \hat{h}_{\text{rf},2}^{\text{int}}, \quad (\text{A1})$$

where μ is the reduced mass, \hat{L}^2 is the operator for the end-over-end angular momentum of the two atoms about one another, and $\hat{V}(R)$ is the interaction operator,

$$\hat{V}(R) = \hat{V}^c(R) + \hat{V}^d(R). \quad (\text{A2})$$

Here $\hat{V}^c(R) = V_0(R)\hat{\mathcal{P}}^{(0)} + V_1(R)\hat{\mathcal{P}}^{(1)}$ is an isotropic potential operator that depends on the electronic potential energy curves $V_0(R)$ and $V_1(R)$ for the singlet and triplet electronic states and $\hat{V}^d(R)$ is a relatively weak anisotropic operator that arises from the combination of spin dipolar coupling at long range and second-order spin-orbit coupling at short range. The singlet and triplet projectors $\hat{\mathcal{P}}^{(0)}$ and $\hat{\mathcal{P}}^{(1)}$ project onto subspaces with total electron spin quantum numbers 0 and 1 respectively.

The potential curves for the singlet and triplet states of Rb_2 are taken from ref. 52.

Expanding the scattering wavefunction in the basis set (17) produces a set of coupled equations in the interatomic distance coordinate R . For $^{87}\text{Rb}+^{85}\text{Rb}$ we use a basis set with photon numbers N from -3 to 3 , $M_N = -N$, L restricted to $L_{\text{max}} = 0$ or 2 , and all possible values of m_{s1} , m_{s2} , m_{i1} m_{i2} and M_L that produce the required value of the conserved quantity $M_{\text{tot}} = M_F + M_L + M_N$. The resulting number of coupled equations varies from 30 to 478. These equations are solved using the MOLSCAT package [23, 24]. In the present work we use the hybrid log-derivative propagator of Alexander and Manolopoulos [53] to propagate the coupled equations from short range out to $R_{\text{max}} = 15,000$ bohr. At this distance, MOLSCAT transforms the propagated solution into the asymptotic basis set and applies scattering boundary conditions to extract the scattering matrix \mathbf{S} . It then obtains the complex energy-dependent scattering length $a(E, B) = \alpha(E, B) - i\beta(E, B)$ from the identity [54]

$$a(E, B) = \frac{1}{ik} \left(\frac{1 - S_{00}(E, B)}{1 + S_{00}(E, B)} \right), \quad (\text{A3})$$

where $k^2 = 2\mu E/\hbar^2$ and $S_{00}(E, B)$ is the diagonal S-matrix element in the incoming s-wave channel. For s-wave collisions (incoming $L = 0$), the rate coefficient for inelastic loss is exactly [55]

$$k_2(E, B) = \frac{2\hbar g_\alpha \beta(E, B)}{\mu [1 + k^2 |a(E, B)|^2 + 2k\beta(E, B)]}, \quad (\text{A4})$$

where g_α is 2 for identical bosons and 1 for distinguishable particles. In the present work we evaluated $k_2(E, B)$ from scattering calculations at an energy $E = 0.4 \mu\text{K} \times k_B$. We did not carry out explicit energy averaging, since $k_2(E, B)$ is independent of energy in the limit $E \rightarrow 0$. We verified the limit holds by performing additional calculations of k_2 at an energy $E = 5 \mu\text{K}$, and found that the inelastic rate coefficients vary by only 15% between the two sets of calculations in the field region of the experiments.

-
- [1] I. Ferrier-Barbut, M. DeLahaye, S. Laurent, A. T. Grier, M. Pierce, B. S. Rem, F. Chevy, and C. Salomon, *Science* **345**, 1035 (2014).
- [2] M. Cetina, M. Jag, R. S. Lous, I. Fritsche, J. T. M. Walraven, R. Grimm, J. Levinsen, M. M. Parish, R. Schmidt, M. Knap, and E. Demler, *Science* **354**, 96 (2016).
- [3] B. J. DeSalvo, K. Patel, G. Cai, and C. Chin, *Nature (London)* **568**, 61 (2019).
- [4] M. Hohmann, F. Kindermann, T. Lausch, D. Mayer, F. Schmidt, E. Lutz, and A. Widera, *Phys. Rev. Lett.* **118**, 263401 (2017).
- [5] L. R. Liu, J. D. Hood, Y. Yu, J. T. Zhang, N. R. Hutzler, T. Rosenband, and K.-K. Ni, *Science* **360**, 900 (2018).
- [6] F. Schmidt, D. Mayer, Q. Bouton, D. Adam, T. Lausch, J. Nettersheim, E. Tiemann, and A. Widera, *Phys. Rev. Lett.* **122**, 013401 (2019).
- [7] S. B. Papp and C. E. Wieman, *Phys. Rev. Lett.* **97**, 180404 (2006).
- [8] L. De Marco, G. Valtolina, K. Matsuda, W. G. Tobias, J. P. Covey, and J. Ye, *Science* **363**, 853 (2019).
- [9] B. M. Garraway and H. Perrin, *J. Phys. B: At. Mol. Opt. Phys.* **49**, 172001 (2016).

- [10] H. Perrin and B. M. Garraway, *Adv. At., Mol., Opt. Phys.* **66**, 181 (2017).
- [11] K. Merloti, R. Dubessy, L. Longchambon, A. Perrin, P.-E. Pottie, V. Lorent, and H. Perrin, *New J. Phys.* **15**, 033007 (2013).
- [12] S. Hofferberth, I. Lesanovsky, B. Fischer, J. Verdu, and J. Schmiedmayer, *Nature Phys.* **2**, 710 (2006).
- [13] T. L. Harte, E. Bentine, K. Luksch, A. J. Barker, D. Trypogeorgos, B. Yuen, and C. J. Foot, *Phys. Rev. A* **97**, 013616 (2018).
- [14] I. Lesanovsky and W. von Klitzing, *Phys. Rev. Lett.* **99**, 083001 (2007).
- [15] M. Gildemeister, E. Nugent, B. E. Sherlock, M. Kubasik, B. T. Sheard, and C. J. Foot, *Phys. Rev. A* **81**, 031402 (2010).
- [16] B. E. Sherlock, M. Gildemeister, E. Owen, E. Nugent, and C. J. Foot, *Phys. Rev. A* **83**, 043408 (2011).
- [17] M. H. T. Extavour, L. J. LeBlanc, T. Schumm, B. Cieslak, S. Myrskog, A. Stummer, S. Aubin, and J. H. Thywissen, *AIP Conf. Proc.* **869**, 241 (2006).
- [18] P. Navez, S. Pandey, H. Mas, K. Poulios, T. Fernholz, and W. von Klitzing, *New J. Phys.* **18**, 075014 (2016).
- [19] E. Bentine, T. L. Harte, K. Luksch, A. J. Barker, J. Muret, B. Yuen, and C. J. Foot, *J. Phys. B: At. Mol. Opt. Phys.* **50**, 094002 (2017).
- [20] E. Arimondo, M. Inguscio, and P. Violino, *Rev. Mod. Phys.* **49**, 31 (1977).
- [21] I. Bloch, M. Greiner, O. Mandel, T. W. Hänsch, and T. Esslinger, *Phys. Rev. A* **64**, 021402 (2001).
- [22] C. F. Ockelo, A. F. Tauschinsky, R. J. C. Spreeuw, and S. Whitlock, *Phys. Rev. A* **82**, 061606 (2010).
- [23] J. M. Hutson and C. R. Le Sueur, *Comput. Phys. Commun.* **241**, 9 (2019).
- [24] J. M. Hutson and C. R. Le Sueur, “MOLSCAT, BOUND and FIELD, version 2019.0,” <https://github.com/molscat/molscat> (2019).
- [25] D. J. Owens and J. M. Hutson, *Phys. Rev. A* **96**, 042707 (2017).
- [26] A. M. Kaufman, R. P. Anderson, T. M. Hanna, E. Tiesinga, P. S. Julienne, and D. S. Hall, *Phys. Rev. A* **80**, 050701 (2009).
- [27] T. V. Tscherbul, T. Calarco, I. Lesanovsky, R. V. Krems, A. Dalgarno, and J. Schmiedmayer, *Phys. Rev. A* **81**, 050701 (2010).
- [28] T. M. Hanna, E. Tiesinga, and P. S. Julienne, *New J. Phys.* **12**, 083031 (2010).
- [29] C. J. Myatt, E. A. Burt, R. W. Ghrist, E. A. Cornell, and C. E. Wieman, *Phys. Rev. Lett.* **78**, 586 (1997).
- [30] P. S. Julienne, F. H. Mies, E. Tiesinga, and C. J. Williams, *Phys. Rev. Lett.* **78**, 1880 (1997).
- [31] J. P. Burke, J. L. Bohn, B. D. Esry, and C. H. Greene, *Phys. Rev. A* **55**, R2511 (1997).
- [32] C. L. Blackley, C. R. Le Sueur, J. M. Hutson, D. J. McCarron, M. P. Köppinger, H.-W. Cho, D. L. Jenkin, and S. L. Cornish, *Phys. Rev. A* **87**, 033611 (2013).
- [33] C. C. Agosta, I. F. Silvera, H. T. C. Stoof, and B. J. Verhaar, *Phys. Rev. Lett.* **62**, 2361 (1989).
- [34] A. J. Moerdijk, B. J. Verhaar, and T. M. Nagtegaal, *Phys. Rev. A* **53**, 4343 (1996).
- [35] G. Zürn, T. Lompe, A. N. Wenz, S. Jochim, P. S. Julienne, and J. M. Hutson, *Phys. Rev. Lett.* **110**, 135301 (2013).
- [36] P. S. Julienne and J. M. Hutson, *Phys. Rev. A* **89**, 052715 (2014).
- [37] T. Schuster, R. Scelle, A. Trautmann, S. Knoop, M. K. Oberthaler, M. M. Haverhals, M. R. Goosen, S. J. J. M. F. Kokkelmans, and E. Tiemann, *Phys. Rev. A* **85**, 042721 (2012).
- [38] E. Tiemann, H. Knöckel, P. Kowalczyk, W. Jastrzebski, A. Pashov, H. Salami, and A. J. Ross, *Phys. Rev. A* **79**, 042716 (2009).
- [39] R. A. W. Maier, M. Eisele, E. Tiemann, and C. Zimmermann, *Phys. Rev. Lett.* **115**, 043201 (2015).
- [40] M. Repp, R. Pires, J. Ulmanis, R. Heck, E. D. Kuhnle, M. Weidemüller, and E. Tiemann, *Phys. Rev. A* **87**, 010701 (2013).
- [41] S. Knoop, T. Schuster, R. Scelle, A. Trautmann, J. Appmeier, M. K. Oberthaler, E. Tiesinga, and E. Tiemann, *Phys. Rev. A* **83**, 042704 (2011).
- [42] M.-J. Zhu, H. Yang, L. Liu, D.-C. Zhang, Y.-X. Liu, J. Nan, J. Rui, B. Zhao, J.-W. Pan, and E. Tiemann, *Phys. Rev. A* **96**, 062705 (2017).
- [43] A. Pashov, O. Docenko, M. Tamanis, R. Ferber, H. Knöckel, and E. Tiemann, *Phys. Rev. A* **72**, 062505 (2005).
- [44] J. D. Hood, Y. Yu, Y.-W. Lin, J. T. Zhang, K. Wang, L. R. Liu, B. Gao, and K.-K. Ni, (2019), [arXiv:1907.11226](https://arxiv.org/abs/1907.11226) [physics.atom-ph].
- [45] S. Falke, H. Knöckel, J. Friebe, M. Riedmann, E. Tiemann, and C. Lisdat, *Phys. Rev. A* **78**, 012503 (2008).
- [46] F. Ferlaino, C. D’Errico, G. Roati, M. Zaccanti, M. Inguscio, G. Modugno, and A. Simoni, *Phys. Rev. A* **73**, 040702 (2006).
- [47] M. Gröbner, P. Weinmann, E. Kirilov, H.-C. Nägerl, P. S. Julienne, C. R. Le Sueur, and J. M. Hutson, *Phys. Rev. A* **95**, 022715 (2017).
- [48] A. Marte, T. Volz, J. Schuster, S. Dürr, G. Rempe, E. G. M. van Kempen, and B. J. Verhaar, *Phys. Rev. Lett.* **89**, 283202 (2002).
- [49] H.-W. Cho, D. J. McCarron, M. P. Köppinger, D. L. Jenkin, K. L. Butler, P. S. Julienne, C. L. Blackley, C. R. Le Sueur, J. M. Hutson, and S. L. Cornish, *Phys. Rev. A* **87**, 010703 (2013).
- [50] T. Takekoshi, M. Debatin, R. Rameshan, F. Ferlaino, R. Grimm, H.-C. Nägerl, C. R. Le Sueur, J. M. Hutson, P. S. Julienne, S. Kotochigova, and E. Tiemann, *Phys. Rev. A* **85**, 032506 (2012).
- [51] M. Berninger, A. Zenesini, B. Huang, W. Harm, H.-C. Nägerl, F. Ferlaino, R. Grimm, P. S. Julienne, and J. M. Hutson, *Phys. Rev. A* **87**, 032517 (2013).
- [52] C. Strauss, T. Takekoshi, F. Lang, K. Winkler, R. Grimm, J. Hecker Denschlag, and E. Tiemann, *Phys. Rev. A* **82**, 052514 (2010).
- [53] M. H. Alexander and D. E. Manolopoulos, *J. Chem. Phys.* **86**, 2044 (1987).
- [54] J. M. Hutson, *New J. Phys.* **9**, 152 (2007).
- [55] M. T. Cvitaš, P. Soldán, J. M. Hutson, P. Honvault, and J.-M. Launay, *J. Chem. Phys.* **127**, 074302 (2007).