

Dust-acoustic rogue waves in non-thermal plasmas

S. K. Paul^{*1}, N. A. Chowdhury^{**2,3}, A. Mannan^{†2,4}, and A. A. Mamun^{‡2}

¹Department of Basic Sciences and Humanities, University of Asia Pacific, Farmgate, Dhaka-1205, Bangladesh

²Department of Physics, Jahangirnagar University, Savar, Dhaka-1342, Bangladesh

³Plasma Physics Division, Atomic Energy Centre, Dhaka-1000, Bangladesh

⁴Institut für Mathematik, Martin Luther Universität Halle-Wittenberg, D-06099 Halle, Germany

e-mail: ^{*}sanjitkpaul@gmail.com, ^{**}nurealam1743phy@gmail.com,

[†]abdulmannan@juniv.edu, [‡]mamun.phys@juniv.edu,

Abstract

The nonlinear propagation of dust-acoustic (DA) waves (DAWs) and associated DA rogue waves (DARWs), which are governed by the nonlinear Schrödinger equation, is theoretically investigated in a four component plasma medium containing inertial warm negatively charged dust grains and inertialess non-thermal distributed electrons as well as iso-thermal positrons and ions. The modulationally stable and unstable parametric regimes of DAWs are numerically studied for the plasma parameters. Furthermore, the effects of temperature ratios of ion-to-electron and ion-to-positron, and the number density of ion and dust grains on the DARWs are investigated. It is observed that the physical parameters play a very crucial role in the formation of DARWs. These results may be useful in understanding the electrostatic excitations in dusty plasmas in space and laboratory situations.

Keywords: NLSE, Modulational instability, Rogue waves.

1. Introduction

The research regarding the propagation of nonlinear electrostatic perturbation in a four component electron-positron-ion-dust (FCEPID) plasma medium (FCEPIDPM) has received a great attention among the plasma physicists due to the existence of FCEPID not only in space plasmas, viz., the hot spots on dust rings in the galactic centre [1, 2, 3, 4], auroral zone [2], around pulsars [3, 5], interstellar medium [6], Milky Way [6], accretion disks near neutron stars [6], Jupiter's magnetosphere [7] but also in laboratory experiments. A number of authors have studied dust-acoustic (DA) waves (DAWs) [3, 4, 5], dust-ion-acoustic waves (DIAWs) [1, 2], and associated nonlinear structures in four component dusty plasma. The presence of positron drastically changes the mechanism of the formation and propagation of nonlinear electrostatic structures, viz., shock, solitons [2], super-solitons [1, 7], and double layers (DLs) [2], etc.

The existence of the non-thermal particles (viz., electrons [1, 2, 6, 7], positrons [1, 2], and ions, etc.), which rigorously change the dynamics of the plasma medium and the mechanism of the formation of various electrostatic pulses, in space plasmas has confirmed by the Viking [8] and Freja satellites [9]. Cairns *et al.* [10] investigated the electrostatic solitary structures in a non-thermal plasma, and found that both negative and positive density perturbations can exist in the presence of non-thermal electrons. Paul *et al.* [1] examined that the existence of non-thermal electrons and positrons in a FCEPID model supports the solitary waves of both polarities. Banerjee and Maitra [2] studied DIAWs, i.e., solitons and DLs, in a FCEPIDPM having non-thermal electrons and positrons and observed that the positive potential can not exist after a particular value of α .

The rogue waves (RWs), which appear due to the modulational instability (MI) of the carrier waves, have been observed in different branch of sciences, viz., Oceanography [11], Biology, Optics [12], Finance [13], Plasma physics [14, 15, 16, 17], and are also governed by the nonlinear Schrödinger equation (NLSE) [14, 15, 16, 17]. Chowdhury *et al.* [15] examined the stability conditions for the positron-acoustic waves (PAWs) in a multi-component plasma medium, and found that the critical wave number (k_c), which indicates the stable and unstable parametric regimes of PAWs, reduces with the increase in the value of α . Kourakis and Shukla [16] studied the MI of the DIAWs in a three component plasma medium and showed that the existence of the negative dust grains reduces the value of k_c . Rahman *et al.* [17] reported the stable and unstable domains in a dusty plasma medium having non-thermal plasma species, and found that the amplitude of the DA RWs (DARWs) increases with non-thermality of the plasma species.

Recently, Saberian *et al.* [4] studied the DA solitons and DLs in a FCEPIDPM. Esfandyari-Kalejahi *et al.* [5] investigated DA solitary (DASWs) in a multi-component dusty plasma in presence of non-thermal electrons, and found that the amplitude of the DASWs increases with charge state of the negative dust grains. Jehan *et al.* [3] considered an unmagnetized FCEPIDPM having negatively charged massive inertial dust grains, inertialess electrons, positrons, and ions for examining DASWs, and observed that the existence of positrons and its temperature can change the sign of the nonlinear coefficient of the governing equation. The aim of the present paper is to further significant amount of extension of Jehan *et al.* [3] work by studying the MI of the DAWs in an unmagnetized FCEPIDPM

having non-thermal electrons featuring Cairns' distribution, and also examine the nonlinear properties of DARWs.

The manuscript is organized as follows: The basic governing equations of our plasma model are presented in Sec. 2. The MI and RWs are presented in Sec. 4. Results and discussion are provided in Sec. 5. The conclusion is provided in Sec. 6.

2. Governing Equations

We consider the propagation of DAWs in an unmagnetized collisionless FCEPIDPM consisting of inertial warm negatively charged massive dust grains (mass m_d ; charge $q_d = -Z_d e$), and inertialess non-thermal Cairns' distributed electrons (mass m_e ; charge $q_e = -e$) as well as iso-thermal positrons (mass m_p ; charge $q_p = +e$) and ions (mass m_i ; charge $q_i = +Z_i e$), where Z_d (Z_i) is the number of electron (proton) residing on a negatively (positively) charged massive dust grains (ions). Overall, the charge neutrality condition for our plasma model can be written as $n_{e0} + Z_d n_{d0} = n_{p0} + Z_i n_{i0}$. Now, the basic set of normalized equations can be written as

$$\frac{\partial n_d}{\partial t} + \frac{\partial(n_d u_d)}{\partial x} = 0, \quad (1)$$

$$\frac{\partial u_d}{\partial t} + u_d \frac{\partial u_d}{\partial x} + \sigma_1 n_d \frac{\partial n_d}{\partial x} = \frac{\partial \phi}{\partial x}, \quad (2)$$

$$\frac{\partial^2 \phi}{\partial x^2} = \mu_e n_e - (1 + \mu_e - \mu_i) n_p - \mu_i n_i + n_d, \quad (3)$$

where n_d is the number density of warm dust grains normalized by its equilibrium value n_{d0} ; u_d is the dust fluid speed normalized by the DA wave speed $C_d = (Z_d k_B T_i / m_d)^{1/2}$ (with T_i being the ion temperature, m_d being the dust grain mass, and k_B being the Boltzmann constant); ϕ is the electrostatic wave potential normalized by $k_B T_i / e$ (with e being the magnitude of single electron charge); the time and space variables are normalized by $\omega_{pd}^{-1} = (m_d / 4\pi Z_d^2 e^2 n_{d0})^{1/2}$ and $\lambda_{Dd} = (k_B T_i / 4\pi Z_d n_{d0} e^2)^{1/2}$, respectively; $P_d = P_{d0} (N_d / n_{d0})^\gamma$ [with P_{d0} being the equilibrium adiabatic pressure of the dust, and $\gamma = (N + 2)/N$, where N is the degree of freedom and for one-dimensional case, $N = 1$ then $\gamma = 3$]; $P_{d0} = n_{d0} k_B T_d$ (with T_d being the temperatures of the warm dust grains); and other plasma parameters are considered as $\sigma_1 = 3T_d / Z_d T_i$, $\mu_e = n_{e0} / Z_d n_{d0}$, and $\mu_i = Z_i n_{i0} / Z_d n_{d0}$. Now, the expression for the number density of non-thermal electrons following the Cairns' distribution [1, 10] can be written as

$$n_e = [1 - \beta \sigma_2 \phi + \beta \sigma_2^2 \phi^2] \exp(\sigma_2 \phi), \quad (4)$$

where $\sigma_2 = T_i / T_e$ (T_e being the temperature of the iso-thermal electron), and $\beta = 4\alpha / (1 + 3\alpha)$ with α being the parameter determining the fast particles present in our plasma model. Now, the expression for the number density of iso-thermal positrons following the Maxwellian distribution can be written as [3]

$$n_p = \exp(-\sigma_3 \phi), \quad (5)$$

where $\sigma_3 = T_i / T_p$ (T_p being the temperature of the iso-thermal positrons). Now, the expression for the number density of iso-thermal ions following the Maxwellian distribution can be written as [3]

$$n_i = \exp(-\phi). \quad (6)$$

Now, by substituting Eqs. (4)-(6) in Eq. (3), and expanding up to third order of ϕ , we get

$$\frac{\partial^2 \phi}{\partial x^2} + 1 = n_d + S_1 \phi + S_2 \phi^2 + S_3 \phi^3 + \dots \quad (7)$$

where

$$\begin{aligned} S_1 &= (\sigma_2 - \beta \sigma_2 + \sigma_3) \mu_e + (1 - \sigma_3) \mu_i + \sigma_3, \\ S_2 &= [(\sigma_2^2 - \sigma_3^2) \mu_e + (\sigma_3^2 - 1) \mu_i - \sigma_3^2] / 2, \\ S_3 &= [(3\beta + 1) \mu_e \sigma_2^3 + \mu_e \sigma_3^3 + (1 - \sigma_3^3) \mu_i + \sigma_3^3] / 6. \end{aligned}$$

The terms containing S_1 , S_2 , and S_3 in the right hand side of Eq. (7) are the contribution of inertialess electrons, positrons, and ions. We note that Eqs. (1), (2), and (7) now represent the basis set of normalized equations to describe the nonlinear dynamics of the DAWs, and associated DARWs in an unmagnetized FCEPIDPM under consideration.

3. Derivation of the NLSE

To study the MI of the DAWs, we want to derive the NLSE by employing the reductive perturbation method, and for that case, first we can write the stretched co-ordinates in the form [14, 15, 16, 17]

$$\xi = \epsilon(x - v_g t), \quad (8)$$

$$\tau = \epsilon^2 t, \quad (9)$$

where v_g is the group speed and ϵ is a small parameter. Then we can write the dependent variables as

$$n_d = 1 + \sum_{m=1}^{\infty} \epsilon^m \sum_{l=-\infty}^{\infty} n_{dl}^{(m)}(\xi, \tau) \exp[il(kx - \omega t)], \quad (10)$$

$$u_d = \sum_{m=1}^{\infty} \epsilon^m \sum_{l=-\infty}^{\infty} u_{dl}^{(m)}(\xi, \tau) \exp[il(kx - \omega t)], \quad (11)$$

$$\phi = \sum_{m=1}^{\infty} \epsilon^m \sum_{l=-\infty}^{\infty} \phi_l^{(m)}(\xi, \tau) \exp[il(kx - \omega t)], \quad (12)$$

where k and ω are real variables representing the carrier wave number and frequency, respectively. The derivative operators can be written as [14, 15, 16, 17]

$$\frac{\partial}{\partial t} \rightarrow \frac{\partial}{\partial t} - \epsilon v_g \frac{\partial}{\partial \xi} + \epsilon^2 \frac{\partial}{\partial \tau}, \quad (13)$$

$$\frac{\partial}{\partial x} \rightarrow \frac{\partial}{\partial x} + \epsilon \frac{\partial}{\partial \xi}. \quad (14)$$

Now, by substituting Eqs. (8)-(14) into Eqs. (1)-(2), and (7), and collecting the terms containing ϵ , the first order ($m = 1$ with $l = 1$) reduced equations can be written as

$$n_{d1}^{(1)} = \frac{k^2}{S} \phi_1^{(1)}, \quad (15)$$

$$u_{d1}^{(1)} = \frac{k\omega}{S} \phi_1^{(1)}, \quad (16)$$

$$n_{d1}^{(1)} = -k^2 \phi_1^{(1)} - S_1 \phi_1^{(1)}, \quad (17)$$

where $S = \sigma_1 k^2 - \omega^2$. Hence these relations provide the dispersion relation of DAWs

$$\omega^2 = \sigma_1 k^2 + \frac{k^2}{S_1 + k^2}. \quad (18)$$

The second-order ($m = 2$ with $l = 1$) equations are given by

$$n_{d1}^{(2)} = \frac{k^2}{S} \phi_1^{(2)} - \frac{2ik\omega(v_g k - \omega)}{S^2} \frac{\partial \phi_1^{(1)}}{\partial \xi}, \quad (19)$$

$$u_{d1}^{(2)} = \frac{k\omega}{S} \phi_1^{(2)} - \frac{i(v_g k - \omega)(\omega^2 + \sigma_1 k^2)}{S^2} \frac{\partial \phi_1^{(1)}}{\partial \xi}, \quad (20)$$

with the compatibility condition

$$v_g = \frac{\partial \omega}{\partial k} = \frac{\omega^2 - S^2}{k\omega}. \quad (21)$$

The coefficients of ϵ for $m = 2$ and $l = 2$ provide the second order harmonic amplitudes which are found to be proportional to $|\phi_1^{(1)}|^2$

$$n_{d2}^{(2)} = S_4 |\phi_1^{(1)}|^2, \quad (22)$$

$$u_{d2}^{(2)} = S_5 |\phi_1^{(1)}|^2, \quad (23)$$

$$\phi_2^{(2)} = S_6 |\phi_1^{(1)}|^2, \quad (24)$$

where

$$S_4 = \frac{2S_6 k^2 S^2 - \sigma_1 k^6 - 3\omega^2 k^4}{2S^3},$$

$$S_5 = \frac{S_4 \omega S^2 - \omega k^4}{k S^2},$$

$$S_6 = \frac{\sigma_1 k^6 + 3\omega^2 k^4 - 2S_2 S^3}{6k^2 S^3}.$$

Now, we consider the expression for ($m = 3$ with $l = 0$) and ($m = 2$ with $l = 0$), which leads the zeroth harmonic modes. Thus, we obtain

$$n_{d0}^{(2)} = S_7 |\phi_1^{(1)}|^2, \quad (25)$$

$$u_{d0}^{(2)} = S_8 |\phi_1^{(1)}|^2, \quad (26)$$

$$\phi_0^{(2)} = S_9 |\phi_1^{(1)}|^2, \quad (27)$$

where

$$S_7 = \frac{S_9 S^2 - \sigma_1 k^4 - \omega^2 k^2 - 2\omega v_g k^3}{S^2(\sigma_1 - v_g^2)},$$

$$S_8 = \frac{S_7 v_g S^2 - 2\omega k^3}{S^2},$$

$$S_9 = \frac{2\omega v_g k^3 + \sigma_1 k^4 + \omega^2 k^2 - 2S_2 S^2(\sigma_1 - v_g^2)}{S^2(1 - S_1 v_g^2 + \sigma_1 S_1)}.$$

Finally, the third harmonic modes ($m = 3$) and ($l = 1$), with the help of (15)-(27), give a set of equations, which can be reduced to the following NLSE:

$$i \frac{\partial \Phi}{\partial \tau} + P \frac{\partial^2 \Phi}{\partial \xi^2} + Q |\Phi|^2 \Phi = 0, \quad (28)$$

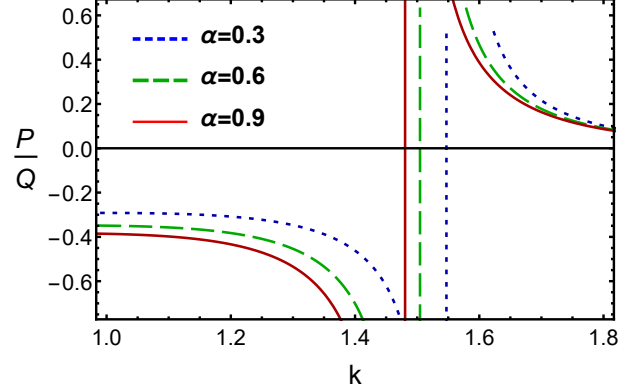


Figure 1: Plot of P/Q vs k for different values of α along with $\mu_e = 0.5$, $\mu_i = 0.7$, $\sigma_1 = 0.003$, $\sigma_2 = 0.4$, and $\sigma_3 = 0.5$.

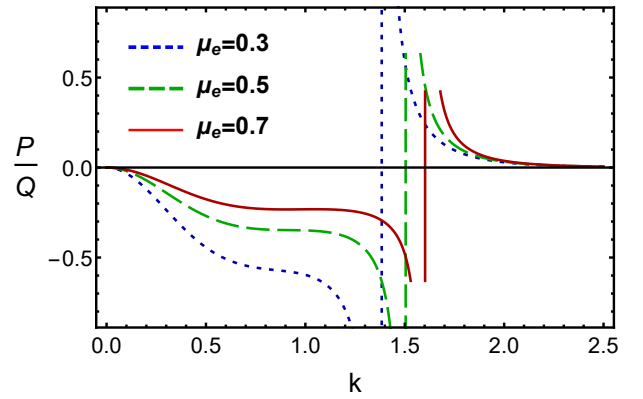


Figure 2: Plot of P/Q vs k for different values of μ_e along with $\alpha = 0.6$, $\mu_i = 0.7$, $\sigma_1 = 0.003$, $\sigma_2 = 0.4$, and $\sigma_3 = 0.5$.

where $\Phi = \phi_1^{(1)}$ for simplicity. In Eq. (28), the dispersion coefficient P is as

$$P = \frac{F_1(v_g k - \omega) - S^3}{2\omega k^2 S},$$

where $F_1 = \omega^3 + 3\omega\sigma_1 k^2 - 3v_g k\omega^2 - v_g \sigma_1 k^3$, and also in Eq. (28), the nonlinear coefficient Q is as

$$Q = \frac{2S_2 S^2(S_9 + S_6) + 3S_3 S^2 - F_2}{2\omega k^2}.$$

where $F_2 = (k^4 \sigma_1 + \omega^2 k^2)(S_4 + S_7) + 2\omega k^3(S_5 + S_8)$. The space and time evolution of the DAWs in an unmagnetized FCEPIDPM are directly governed by the coefficients P and Q , and indirectly governed by different plasma parameters such as α , μ_i , μ_e , σ_1 , σ_2 , σ_3 , and k . Thus, these plasma parameters significantly affect the stability conditions of the DAWs in an unmagnetized FCEPIDPM.

4. Modulational instability and Rogue waves

The stable and unstable parametric regimes of DAWs are organized by the sign of P and Q of Eq. (28) [14, 15, 16, 17, 18, 19, 20]. When P and Q have same sign (i.e., $P/Q > 0$), the evolution of the DAWs amplitude is modulationally unstable in presence of the external perturbations. On the other hand,

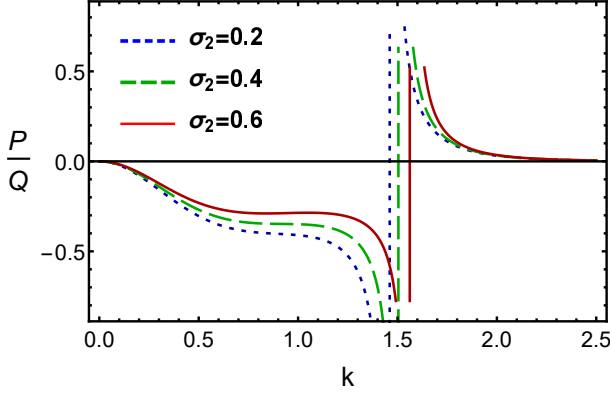


Figure 3: Plot of P/Q vs k for different values of σ_2 , along with $\alpha = 0.6$, $\mu_e = 0.5$, $\mu_i = 0.7$, $\sigma_1 = 0.003$, and $\sigma_3 = 0.5$.

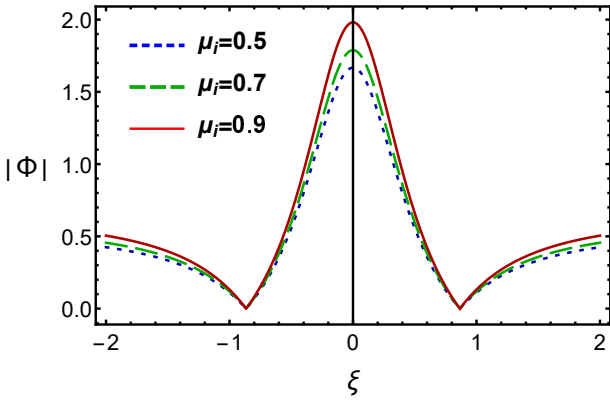


Figure 4: Plot of $|\Phi|$ vs ξ for different values of μ_i , along with $k = 1.7$, $\tau = 0$, $\alpha = 0.6$, $\mu_e = 0.5$, $\sigma_1 = 0.003$, $\sigma_2 = 0.4$, and $\sigma_3 = 0.5$.

when P and Q have opposite sign (i.e., $P/Q < 0$), the DAWs are modulationally stable in presence of the external perturbations. The plot of P/Q against k yields stable and unstable parametric regimes of the DAWs. The point, at which the transition of P/Q curve intersect with k -axis, is known as threshold or critical wave number k ($= k_c$) [18, 19, 20, 21, 22, 23, 24, 25].

The governing equation for highly energetic DARWs in the modulationally unstable parametric regime ($P/Q > 0$) can be written as [26, 27, 28, 29, 30]

$$\Phi(\xi, \tau) = \sqrt{\frac{2P}{Q}} \left[\frac{4(1 + 4iP\tau)}{1 + 16P^2\tau^2 + 4\xi^2} - 1 \right] \exp(2iP\tau). \quad (29)$$

Equation (29) describes that a large amount of wave energy, which causes due to the nonlinear characteristics of the plasma medium, is localized into a comparatively small area in space.

5. Results and discussion

We have numerically analyzed the stable and unstable parametric regimes of DAWs in Figs. 1-3. The effects of non-thermality of the electrons in organizing the stable and unstable parametric regimes of the DAWs can be seen from Fig. 1 which indicates that the k_c as well as modulationally stable parametric regime of DAWs decreases with the increase in the value of α ,

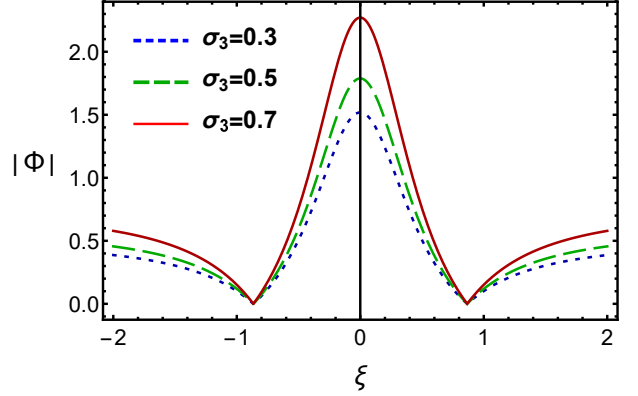


Figure 5: Plot of $|\Phi|$ vs ξ for different values of σ_3 along with $k = 1.7$, $\tau = 0$, $\alpha = 0.6$, $\mu_e = 0.5$, $\mu_i = 0.7$, $\sigma_1 = 0.003$, and $\sigma_2 = 0.4$.

and this result is a good agreement with the result of Ref. [15]. So, the DAWs become modulationally unstable for small values of k for excess non-thermality of the plasma species.

Figure 2 indicates that the presence of the non-thermal electrons and negatively charged warm dust grains can significantly modify the stability conditions of DAWs in an unmagnetized FCEPIDPM. It is clear from this figure that (a) when $\mu_e = 0.3$, 0.5, and 0.7 then the corresponding k_c value is $k_c \equiv 1.4$ (dotted blue curve), $k_c \equiv 1.5$ (dashed green curve), and $k_c \equiv 1.6$ (solid red curve); (b) the critical value increases with the increase in the value of the μ_e ; (c) the modulationally stable (unstable) parametric regime of DAWs increases with an increase in the value of electron (dust) number density for constant value of the charge state of negative dust grains (via μ_e).

The effects of ion to electron temperature (via σ_2) on the stable and unstable parametric regimes can be observed in Fig. 3, and it is clear from this figure that (a) the k_c increases with σ_2 ; (b) the modulationally stable parametric regime increases with ion temperature while decreases with electron temperature. So, the temperature of the electron and ion plays an opposite role in recognizing the modulationally stable and unstable parametric regimes of DAWs in an unmagnetized FCEPIDPM.

We have numerically analyzed Eq. (29) in Figs. 4 and 5 to understand the nonlinear property of the FCEPIDPM as well as the mechanism of the formation of DARWs associated with DAWs in the modulationally unstable parametric regime. Figure 4 indicates that (a) the amplitude and width of the DARWs increase with an increase in the value of μ_i ; (b) the nonlinearity, which organizes the shape of the DARWs, of the plasma medium increases with an increase in the value of ion number density whereas the nonlinearity of the plasma medium decreases with dust number density when their charge state remain constant. Figure 5 indicates the temperature effects of ion and electron (via σ_3) on the generation of DARWs in FCEPIDPM. The ion (positron) temperature enhances (suppresses) both amplitude and width of the DARWs associated with DAWs in the modulationally unstable parametric regime.

6. Conclusion

In this study, we have performed a nonlinear analysis of DAWs in an unmagnetized FCEPIDPM consisting of inertial negatively charged warm dust grains, and inertialess non-thermal Cairns' distributed electrons as well as iso-thermal positrons and ions. The evolution of DAWs is governed by the standard NLSE, and the coefficients P and Q of NLSE can recognize the modulationally stable and unstable parametric regimes of DAWs in the presence of the external perturbation. It is observed that the DAWs become unstable for small values of k for excess non-thermality (via α) of the plasma species, and the stable (unstable) parametric regimes of the DAWs increases with the increase in the value of electron (dust) number density at constant value of the dust charge state. The ion (positron) temperature enhances (suppresses) both amplitude and width of the DARWs. Finally, these results may be applicable in understanding the conditions of the MI of DAWs and associated DARWs in astrophysical environments (viz., the hot spots on dust rings in the galactic centre [1, 2, 3, 4], auroral zone [2], around pulsars [3, 5], interstellar medium [6], Milky Way [6], accretion disks near neutron stars [6], and Jupiter's magnetosphere [7], etc) and laboratory devices.

References

- [1] A Paul, *et al.*, Phys. Plasmas **24**, 013707 (2017).
- [2] G Banerjee and S Maitra, Phys. Plasmas **23**, 123701 (2016).
- [3] N Jehan, *et al.*, Phys. Scr. **80**, 035506 (2009).
- [4] E Saberian, *et al.*, Plasma Phys. Rep. **43**, 83 (2017).
- [5] A Esfandiyari-Kalejahi, *et al.*, Phys. Plasmas **19**, 082308 (2012).
- [6] S Sardar, *et al.*, Phys. Plasmas **23**, 073703 (2016).
- [7] A Paul and A Bandyopadhyay, Astrophys. Space Sci. **361**, 172 (2016).
- [8] R Boström, IEEE Trans. Plasma Sci. **20**, 756 (1992).
- [9] P O Dovner, *et al.*, Geophys. Res. Lett. **21**, 1827 (1994).
- [10] R A Cairns, *et al.*, Geophys. Res. Lett. **22**, 2709 (1995).
- [11] C Kharif, *et al.*, Rogue Waves in the Ocean (Springer-Verlag, 2009).
- [12] D R Solli, *et al.*, Nature **450**, 1054 (2007).
- [13] Z Yan, Commun. Theor. Phys. **54**, 947 (2010).
- [14] N A Chowdhury, *et al.*, Vacuum **147**, 31 (2018).
- [15] N A Chowdhury, *et al.*, Contrib. Plasma Phys. **58**, 870 (2018).
- [16] I Kourakis and P K Shukla, Phys. Plasmas **10**, 3459 (2003).
- [17] M H Rahman, *et al.*, Chinese J. Phys. **56**, 2061 (2018).
- [18] R Fedele, Phys. Scr. **65**, 502 (2002).
- [19] B Sun and Z Lian, Pramana J. Phys. **90**, 23 (2018).
- [20] H P Chai, *et al.*, Pramana J. Phys. **92**, 9 (2019).
- [21] N A Chowdhury, *et al.*, Chaos **27**, 093105 (2017).
- [22] N A Chowdhury, *et al.*, Phys. plasmas **24**, 113701 (2017).
- [23] S Jahan, *et al.*, Commun. Theor. Phys. **71**, 327 (2019).
- [24] M H Rahman, *et al.*, Phys. Plasmas **25**, 102118 (2018).
- [25] M Hassan, *et al.*, Commun. Theor. Phys. **71**, 1017 (2019).
- [26] N Akhmediev, *et al.*, Phys. Rev. E **80**, 026601 (2009).
- [27] A Ankiewicz, *et al.*, Phys. Lett. A **373**, 3997 (2009).
- [28] R K Shikha, *et al.*, Eur. Phys. J. D **73**, 177 (2019).
- [29] N Ahmed, *et al.*, Chaos **28**, 123107 (2018).
- [30] N A Chowdhury, *et al.*, Plasma Phys. Rep. **45**, 459 (2019).