

Label Dependent Deep Variational Paraphrase Generation

Siamak Shakeri*, Abhinav Sethy

Amazon Alexa AI

siamaks,sethya@amazon.com

Abstract

Generating paraphrases that are lexically similar but semantically different is a challenging task. Paraphrases of this form can be used to augment data sets for various NLP tasks such as machine reading comprehension and question answering with non-trivial negative examples. In this article, we propose a deep variational model to generate paraphrases conditioned on a label that specifies whether the paraphrases are semantically related or not. We also present new training recipes and KL regularization techniques that improve the performance of variational paraphrasing models. Our proposed model demonstrates promising results in enhancing the generative power of the model by employing label-dependent generation on paraphrasing datasets.

1 Introduction

Paraphrase generation refers to the task of generating a sequence of tokens given an input sequence while preserving the overall meaning of the input. Extracting paraphrase from various English translations of the same text is explored in (Barzilay and McKeown 2001). Multiple sequence alignments approach is proposed in (Barzilay and Lee 2003) to learn paraphrase generation from unannotated parallel corpora. Deep learning-based paraphrasing has gained momentum recently. Text generation from continuous space using Variational Autoencoders (Kingma and Welling 2013) is proposed in (Bowman et al. 2015). Authors in (Gupta et al. 2017) suggest using VAEs in paraphrase generation. The ability of VAE generative models at producing diverse sequences makes them a suitable candidate for paraphrasing tasks (Jain, Zhang, and Schwing 2017).

Several publicly available paraphrasing datasets such as *Quora Question Pairs* (Shankar Iyar and Csernai 2016) and *Microsoft Research Paraphrasing Dataset* (Dolan and Brockett 2005) include a binary label indicating whether the paraphrase sequence is semantically different from the original sentence. Table 1 shows samples from *Quora Question Pairs*. Comparing the last two rows of the table, the first row has less common tokens between the original sequence and the paraphrase compared to the second row; however, the paraphrase in the first row

conveys the same meaning as the original sequence. This is not the case with the second row, where there is only one token that is different between the paraphrase and the original sequence. We believe that the paraphrase generated when the binary label is 1 follows a different distribution compared to when it is 0. Therefore, including the input label in the neural sequence model would enhance the generative power of such models.

To the best of our knowledge, paraphrase generation models that take advantage of the label in generating paraphrases have not been explored before. Using variational autoencoders framework to develop models that can produce both semantically *similar* and *dissimilar* paraphrases is proposed in this article.

The proposed variational paraphrase generation model is in the family of conditional variational autoencoders of (Sohn, Lee, and Yan 2015). Further independence assumptions and modifications to the loss function are proposed to the vanilla *CVAE*. Making the generation of hidden variable conditional on the paraphrase label is comparable with *GMM* priors employed in *TGVAE* model (Wang et al. 2019). However, *TGVAE* relies on combined neural topic and sequence modeling in the generative process, while our work assumes the hidden variable being sampled from the *GMM* component that corresponds to the given input label.

The experimental results demonstrate our proposed model outperforms baseline VAE and non-variational sequence to sequence models on the paraphrasing datasets where data samples have a binary label. This label-dependent paraphrase generation can be utilized in extending the size of an already existing training set in various NLP tasks such as question answering, ranking, paraphrase detection.

To summarize, the contributions of this paper are:

- We propose label-dependent paraphrase generation for semantically identical and non-identical paraphrasing.
- We present a new neural VAE model, DVPG, which benefits from labeled generation as well as variational autoencoding framework.
- We suggest several sampling and training schedules that considerably improve the performance of the proposed model.

In section 2, the proposed model is described and its evidence lower bound, also known as *ELBO*

*corresponding author

Original Sequence	Paraphrase	Label
What is the step by step guide to invest in share market in india ?	What is the step by step guide to invest in share market ?	0
What is the best free web hosting for php ?	What are the best free web hosting services ?	0
How will I open account in Quora?	How do I open an account on Quora?	1
How should I begin learning Python?	What are some tips for learning python?	1
What are the possible ways to stop smoking?	How do I quit smoking?	1
What is black hat SEO?	What is white hat SEO?	0

Table 1: Data Samples of Identical versus Non-Identical Paraphrases

(Blei, Kucukelbir, and McAuliffe 2016), is derived. Section 3 elaborates on choices in training schedules, variational sampling, model parameters, and measurement metrics. Experimental results are discussed in 4. Finally, section 5 summarizes the article and provides future directions for this work.

2 Model

The proposed generative model is depicted in Figure 1. v and x represent observed label and text sequence, respectively. z is the hidden variable. Figures 1a and 1b show the proposed model versus vanilla VAE (Kingma and Welling 2013). We believe the proposed DVPG (Deep Class Variational Paraphrase Generation) model is more capable than the vanilla VAE in probability density estimation of label-dependent paraphrasing datasets due to the inclusion of label information in the generation of the hidden state.

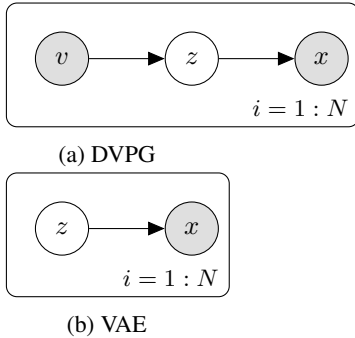


Figure 1: DVPG and VAE graphical models

Generation path of DVPG consists of $v \sim p(v)$, $z \sim p(z|v)$, $x \sim p(x|z)$ and its inference path is as follows: $v \sim p(v)$, $x \sim p(x)$, $z \sim q(z|x, v)$. In the following part, the derivation of the evidence lower bound (ELBO) of the proposed model is explained.

2.1 Factorization and Objective

Maximizing the likelihood of the observed variables, $p(x, v)$, is used as the training objective. In the following, derivation and parameterization of the objective function are

explained.

$$\begin{aligned}
\log p(x, v) &= \sum_z q(z|x, v) \log p(x, v) \\
&= \sum_z q(z|x, v) \log \frac{p(x, v, z)}{p(z|x, v)} \\
&= \sum_z \left[q(z|x, v) \log \frac{p(x, v, z)}{q(z|x, v)} - q(z|x, v) \log \frac{p(z|x, v)}{q(z|x, v)} \right] \\
&\geq \sum_z q(z|x, v) \log \frac{p(x, v, z)}{q(z|x, v)} \tag{1}
\end{aligned}$$

Where KL denotes the Kullback-Leibler divergence. Using the independence assumptions from Figure 1a :

$$p(x, v, z) = p(v)p(z|v)p(x|z) \tag{2}$$

Using 2, we can rewrite 1:

$$\begin{aligned}
\sum_z q(z|x, v) \log \frac{p(x, v, z)}{q(z|x, v)} &= \sum_z q(z|x, v) \log \frac{p(z|v)}{q(z|x, v)} + \\
&\sum_z q(z|x, v) \log p(x|z) + \sum_z q(z|x, v) \log p(v) \\
&= -KL(q(z|x, v)||p(z|v)) + E_{z \sim q(z|x, v)} [p(x|z) + p(v)]
\end{aligned}$$

Therefore, the Evidence Lower Bound can be written as :

$$\begin{aligned}
ELBO &= -KL(q(z|x, v)||p(z|v)) + \\
&E_{z \sim q(z|x, v)} [p(x|z) + p(v)] \tag{3}
\end{aligned}$$

2.2 Variational Parameterization

In order to simplify the calculation of KL-divergence loss and being able to take advantage of the reparameterization trick (Kingma and Welling 2013), we made the following assumptions:

$$q_\theta(z|x, v) \mapsto \mathcal{N}(\mu^{\theta_{\mu, v}}, \sigma^{\theta_{\sigma, v}}), \quad p_\phi(z|v) \mapsto \mathcal{N}(\mu^{\phi_{\mu, v}}, \sigma^{\phi_{\sigma, v}})$$

The superscripts indicate the parameterization. $\mathcal{N}(\mu, \sigma)$ indicates Gaussian distribution with mean μ , and standard deviation σ . The entire set of parameters are : $\theta_{\mu, v}, \theta_{\sigma, v}, \phi_{\mu, v}, \phi_{\sigma, v}$, and κ where $v \in \{0, 1\}$. The optimization problem is to maximize the following:

$$\begin{aligned}
ELBO &= -KL(q_\theta(z|x, v)||p_\phi(z|v)) + E_{z \sim q_\theta(z|x, v)} [p_\kappa(x|z)] \tag{4}
\end{aligned}$$

We propose including KL divergence terms to regularize q_θ and p_ϕ to avoid degeneration of those pdfs. With regularization terms:

$$\begin{aligned}
ELBO &= E_{z \sim q_\theta(z|x, v)} [p_\kappa(x|z)] - KL(q_\theta(z|x, v)||p_\phi(z|v)) \\
&\quad - KL(q_\theta(z|x, v)||\mathcal{N}(0, 1)) - KL(p_\phi(z|v)||\mathcal{N}(0, 1)) \tag{5}
\end{aligned}$$

Since $p(v)$ is known, its term is removed from the equation (3), and not included in further derivations of ELBO. During the training of the model, where the objective in 5 is maximized, the following path is followed for each (x, x', v) instance: $z \sim q_\theta(z|x, v)$, $x'' \sim p_\kappa(x|z)$. x'' and x' are used as the prediction of the model and ground truth, respectively, to compute the cross-entropy loss and other measurement metrics (section 3.7). Following this approach during the training, $p_\phi(z|v)$ term does not appear in the training path. Therefore, a modified ELBO can be formed by setting $p_\phi(z|v) \mapsto \mathcal{N}(0, 1)$. This will result in the following:

$$ELBO = E_{z \sim q_\theta(z|x, v)} [p_\kappa(x|z)] - 2 \times KL(q_\theta(z|x, v) || \mathcal{N}(0, 1)) \quad (6)$$

Experiments using equations 4, 5 and 6 as ELBO were performed and results reported in sections 3 and 4.

3 Experiments

The baseline neural network used in the experiments is the CopyNet sequence to sequence model introduced by (Gu et al. 2016). We chose this model due to its ability in selecting sub-phrases of the input sentence to be included in the output (See, Liu, and Manning 2017). Since paraphrasing requires the generation of a sequence that is lexically similar to the input sequence, the CopyNet model would be a fitting choice (Li et al. 2017).

The encoding layer consists of applying Transformer network (Vaswani et al. 2017) to *BERT* (Devlin et al. 2018) contextualized word embeddings of the input sequence. An LSTM (Hochreiter and Schmidhuber 1997) decoder augmented with copy mechanism and cross attention over the encoder outputs performs the generation of the paraphrase sequence.

The following models, loss types and training schedules were explored to measure the performance of the proposed approach:

3.1 Models

- *VAE*: Vanilla VAE as in (Kingma and Welling 2013).
- *Baseline*: Non-variational CopyNet baseline as in (Gu et al. 2016).
- *DVPG*: Deep Variational Paraphrase Generation model proposed in this work.

3.2 Losses

The lower bound of likelihood, derived in 3, consists of a cross-entropy term and KL-divergence term, which will be referred to as *KL*. The proposed variations of the KL term, as derived in 5 and 6, are enumerated as below:

- *Loss 1*: KL loss in equation 6.
- *Loss 2*: KL loss in equation 3 without any regularization terms added.
- *Loss 3*: KL loss in equation 5.

3.3 Training Schedules

Avoiding mode collapse is one of the challenges when training variational autoencoders. (Kingma and Welling 2013) suggest KL cost annealing to mitigate this issue, where the KL term is multiplied by a coefficient which gradually increases from zero to one as the training progresses. We employed this method in training all of the variational models in this work.

Curriculum training proposed by (Bengio et al. 2009) is experimented with, where for a fixed number of batches at the beginning of the training, we discard the variational variables and KL loss. Therefore, the model is trained as a non-variational encoder-decoder. After the model is trained with the fixed number of batches, the variational variables and KL term are added. KL coefficient annealing is applied as well. This curriculum learning scheme divides the training into two distinct phases: *CE training*, where the decoder language model, copy mechanism and encoder are well trained to fit the training data, and *variational training*, where the prior is trained. The experimental results show this approach combined by cost annealing outperforms the rest. This training schedule is referred to as *two-step* in this article.

3.4 Variational Sampling

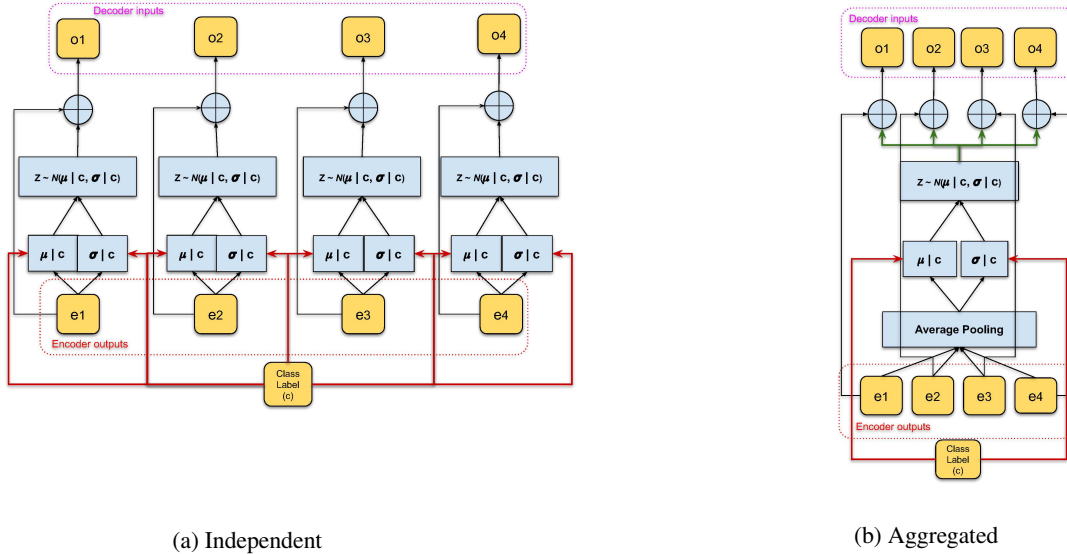
Similar to (Gupta et al. 2017), the summation of original encoder outputs of the CopyNet and sampled variational variables (z) is used in the decoder and copy mechanism to generate the output. Since CopyNet requires the encodings of each of the non-masked input tokens to generate the output tokens, two approaches are proposed to sample \mathbf{z} :

- *Independent*: a sample is obtained for each of the input token encodings independently, resulting in $\mathbf{z} \in R^{d \times H}$.
- *Aggregated*: The encoder outputs are aggregated by average pooling and \mathbf{z} is sampled from the resulting aggregated vector ($\mathbf{z} \in R^H$).

H denotes the hidden dimension and d the length of the non-masked input sequence. Figure 2 visualizes the two proposed approaches when applied to DVPG.

3.5 Data

Data samples are a set of tuples: (x, x', v) , where x is the original sequence, x' the paraphrase of x and $v \in 0, 1$ is the label indicating whether the paraphrase is semantically identical or not. Quora question pairs dataset (Shankar Iyar and Csernai 2016) is used. This dataset consists of 400K tuples, where each tuple consists of a pair of questions and a label. Although sanitation methods have been applied to this dataset, the ground truth labels are noisy. Only the pairs where the length of both x' and x are less than 14 after being tokenized by WordPiece tokenizer (Sennrich, Haddow, and Birch 2015), are selected. This is done to reduce training time. Besides, since the dataset is noisy, we observed that limiting it to shorter phrases would improve the quality. The resulting training, development, and test sets include 97k, 21k, and 21k pairs, respectively. Those pairs that are labeled 0 are not entirely different questions, but questions where only a small fraction of tokens is different.



(a) Independent (b) Aggregated

Figure 2: Independent vs Aggregated Labeled Variational Sampling in DVPG

3.6 Training Parameters

AllenNLP (Gardner et al. 2017) and **PyTorch** (Paszke et al. 2017) are used as the development and experimentation environments. **ADAM** optimizer (Kingma and Ba 2014) with learning rate of 10^{-4} is used for training. Transformer encoder consists of 1 layer and 8 attention heads. Projection, feedforward and, hidden dimensions of the encoder are 256, 128 and, 128, respectively. Target vocabulary size is pruned to include only the top 5000 frequent tokens, tokenized by WordPiece. Number of decoding steps is limited to maximum input sequence length of 13 tokens. Target embedding dimension is set to 768. During evaluation decoding, Beam search of size 16 is used. Each of the models have approximately 7 million parameters. We chose this set of parameters such that the baseline model would perform well on the dataset. Models are trained for 20 epochs, and the best model is chosen based on *Max-BLEU* score on the development set.

All the hyperparameters are fixed during the training of all the models, and no parameter or hyperparameter tuning is done. The training is done on Amazon EC2 using *p3.16xlarge* instances, which have Tesla V100 GPUs.

3.7 Metrics

Metrics frequently used in text generation applications such as machine translation (Bahdanau, Cho, and Bengio 2016), summarization (Cheng and Lapata 2016) and paraphrasing are employed to measure the performance of the models. They are as follows: **ROUGE-1**, **ROUGE-2**, **ROUGE-3**, **BLEU-4**, and **TER**. As suggested in (Jain, Zhang, and Schwing 2017), generating only 1 sample for each paraphrase tuple and calculating the metrics, as described above, does not reasonably demonstrate the generative power of variational models. The variational variable

z , as discussed in section 2.2, would encourage the decoder to generate sentences that are token-wise and semantic-wise more diverse when compared to the baseline sequence to sequence model. This could lead to lower performance when compared with the non-variational baseline. One approach suggested in (Jain, Zhang, and Schwing 2017) is to generate multiple paraphrase sequences for each input sequence, and measure the best performing sequence based on the selected criteria, therefore, letting the generative model more chances of generating a paraphrase that matches the oracle sequence more closely.

Following this approach, during the evaluation on development and test sets, for each input tuple, a fixed number of paraphrases is generated, and the following values are calculated for each of the metrics discussed in 3.7

- **Avg-metric**: for each generated sample, the desired *metric* is measured with respect to the reference paraphrase, and the average is calculated over all the generated samples.
- **Best-metric**: Similar to *Avg-metric*, except the sequence showing the best performance with respect to the *metric* is selected and used in calculating the desired *metric*. This is referred to in (Vijayakumar et al. 2016) as *Oracle* metric.

4 Results

Experiments were done for the models in section 3.1, losses in section 3.2, training schedules in section 3.3, and variational sampling discussed in section 3.4. When performing *two-step* training, only *CE* minimization is performed for the first 6 epochs, after which variational variable and *KL* loss minimization are also included in the training process. We chose this number because we observed that after 6 epochs, the non-variational baseline achieves competitive *BLEU* score on the development set. During the evaluation of variational models, 10 samples are generated for each develop-

Method	Model	Max-BLEU	Min-TER	Max-ROUGE-1	Max-ROUGE-2	Max-ROUGE-3
Type I	DVPG Loss 3	37.10±0.27	45.39±0.08	61.43±0.24	41.17±0.15	28.41±0.07
	DVPG Loss 2	36.68±0.28	45.50±0.17	61.16±0.26	40.87±0.21	28.20±0.24
	DVPG Loss 1	36.98±0.20	45.46±0.10	61.36±0.12	41.06±0.08	28.27±0.05
	VAE	37.041±0.17	45.4±0.09	61.32±0.09	41.03±0.13	28.25±0.19
Type II	DVPG Loss 3	36.61±0.34	45.35±0.31	60.45±0.14	40.22±0.13	27.38±0.11
	DVPG Loss 2	37.82±0.10	44.42±0.22	61.39±0.06	41.31±0.05	28.42±0.09
	DVPG Loss 1	36.88±0.18	45.3±0.14	60.83±0.22	40.63±0.27	27.77±0.32
	VAE	36.87±0.48	45.24±0.32	60.85±0.26	40.49±0.31	27.55±0.22
Type III	DVPG Loss 3	36.04±0.08	46.11±0.09	61.23±0.07	40.61±0.15	27.63±0.21
	DVPG Loss 2	35.72±0.12	46.17±0.07	60.67±0.22	40.27±0.14	27.56±0.11
	DVPG Loss 1	35.94±0.06	46.20±0.13	61.08±0.16	40.54±0.03	27.63±0.14
	VAE	35.85±0.16	46.27±0.19	61.22±0.12	40.58±0.07	27.61±0.13
Type IV	DVPG Loss 3	38.13±0.13	44.46±0.24	62.58 ±0.34	41.97±0.16	28.75±0.13
	DVPG Loss 2	38.42 ±0.19	44.09 ±0.26	62.55±0.43	42.10 ±0.27	28.92 ±0.23
	DVPG Loss 1	38.33±0.11	44.20±0.14	62.52±0.30	42.03±0.21	28.84±0.16
	VAE	38.03±0.42	44.42±0.28	62.21±0.47	41.73±0.37	28.6±0.36
Best Model		DVPG	DVPG	DVPG	DVPG	DVPG
Best Loss Type		2	2	3	2	2
Best Training Type		IV	IV	IV	IV	IV
-	Seq2Seq Baseline	29.53±0.08	51.46±0.04	56.60±0.27	35.29±0.14	22.79±0.10

Table 2: Comparison of Best-metric scores. Average and standard deviation of results are calculated over three runs of each experiment with different initial seeds.

ment and test set tuple when calculating Max-metrics and Avg-metrics. Each experiment is performed with 3 different seeds. Average and standard deviation of each of the metrics is calculated and compared.

Configurations used in training the variational models are enumerated as follows: **Type I**: Independent variational sampling, **Type II**: Independent variational sampling + two-step training, **Type III**: Aggregated variational sampling, **Type IV**: Aggregated variational sampling + two-step training. When reporting performance of DVPG models, the applied KL loss (3.2) is appended to the model tag. The models are trained on the training set; the development set is used to select the best model. Max-BLEU is used as the selection metric. Once the best model is selected for each of the settings of loss, training schedule and model type, the model is run over the test set, and the results are reported in Tables 2 and 3.

4.1 Best-Metrics

Table 2 shows the Best-metric scores for the proposed training types and models compared with the variational and non-variational baseline. The following can be observed:

- Variational models overperform the non-variational model by a wide margin. Absolute improvements of **9%** in BLEU, **7.4%** in TER, **6%** in ROUGE-1, **7%** in ROUGE-2, and **6%** in ROUGE-3 are observed. As similarly reported by (Jain, Zhang, and Schwing 2017), this indicates the generative power of variational models in producing diverse outputs.
- DVPG model overperforms the baseline VAE with decent margins. Absolute improvements of **0.39%** in BLEU, **0.33%** in TER, **0.37%** in ROUGE-1, **0.37%** in ROUGE-2 and **0.32%** in ROUGE-3 are seen when comparing the best DVPG model to the best VAE model. Considering no

parameter tuning is done, and the results are averaged, it demonstrates the efficacy of the proposed model.

- **Two-step** training, as discussed in section 3.3, contributes to improvement in Best-metrics when used with aggregate variational samples (Type IV), However, when used with independent variational sampling (Type II), does not demonstrate consistent gains.
- **Aggregate** variational sampling results generally overperform **Independent** sampling method, as shown in Table 2 by comparing training (Type III, Type IV) versus (Type I, Type II). This supports the hypothesis that the independent assumption underlying **Independent** variational sampling is not correct with the sequential input, where there are dependencies between the tokens.

4.2 Average-metrics

Average-metric values on the test set are shown in Table 3. It is important to note that the best models are not picked based on the best average value. The best model is picked based on the highest Max-BLEU score; therefore, they would not necessarily deliver a fair judgment on the superiority of a model versus the other. Besides, the model with larger diversity in generating outputs has higher chances of producing paraphrases that are on average not similar to the ground truth compared to a model which introduces less diversity in generated sequence. Hence, such a diversity-powerful model, while having higher Max-metrics, might suffer from lower Average-metrics. Nonetheless, Average-metrics provide a measure of the average quality of the generated paraphrases.

Similar to Best-metrics results, DVPG model with Loss 2 performs the best amongst the DVPG-based models in **Average-metrics**. Additionally, its performances exceeds VAE’s in BLEU by **0.34%**, in TER by **0.43%**, in ROUGE-

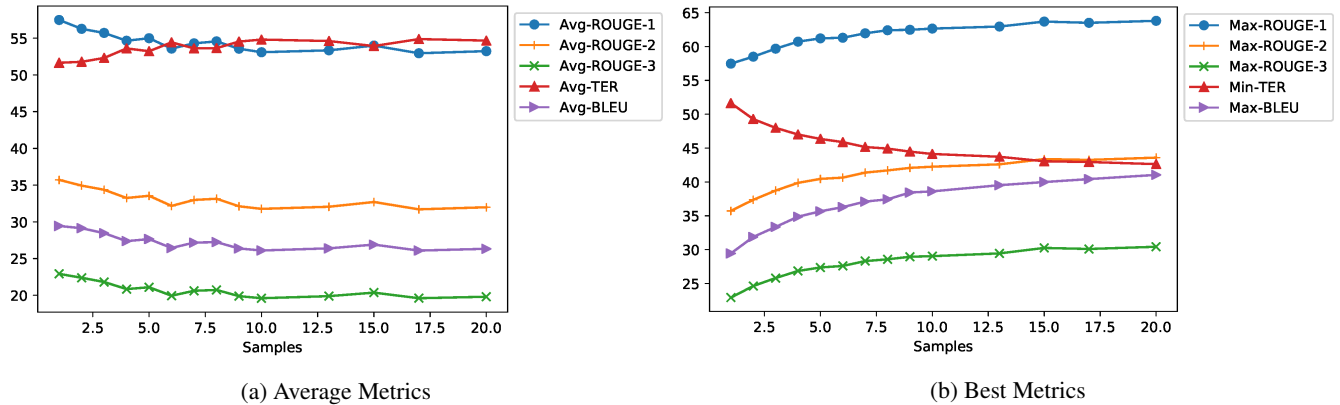


Figure 3: Changes to average and best metric values when changing the number of samples DVPG model.

Method	Model	Avg-BLEU	Avg-TER	Avg-ROUGE-1	Avg-ROUGE-2	Avg-ROUGE-3	Total Loss
Type I	DVPG Loss 3	28.37±0.17	52.43±0.11	55.56±0.23	34.19±0.19	21.70±0.16	16.94±0.30
	DVPG Loss 2	28.71±0.27	52.07±0.15	55.5±0.51	34.33±0.35	21.94±0.31	16.53±0.11
	DVPG Loss 1	28.49±0.03	52.33±0.07	55.63±0.02	34.31±0.03	21.82±0.04	16.99±0.36
	VAE	27.97±0.29	52.86±0.38	54.97±0.20	33.76±0.20	21.32±0.24	17.49±0.89
Type II	DVPG Loss 3	24.10±1.09	55.74±0.93	51.01±1.05	29.48±1.22	17.49±1.03	17.93±0.42
	DVPG Loss 2	26.07±1.03	54.02±0.85	52.88±1.17	31.58±1.11	19.34±1.02	17.45±0.33
	DVPG Loss 1	25.65±0.67	54.48±0.58	52.66±0.75	31.23±0.78	19.02±0.64	17.54±0.29
	VAE	24.53±0.67	55.79±0.64	51.37±0.69	29.96±0.75	17.96±0.64	18.0±0.25
Type III	DVPG Loss 3	28.59±0.39	52.41±0.37	55.72±0.42	34.49±0.41	21.96±0.37	18.06±0.92
	DVPG Loss 2	29.16 ±0.07	51.72 ±0.08	55.8±0.27	34.76±0.15	22.37 ±0.09	16.5 ±0.15
	DVPG Loss 1	28.812±0.11	52.09±0.20	55.99±0.08	34.71±0.03	22.15±0.06	17.42±0.75
	VAE	28.82±0.16	52.15±0.26	56.15 ±0.15	34.79 ±0.13	22.19±0.10	17.6±0.42
Type IV	DVPG Loss 3	26.37±0.74	54.82±0.90	53.38±1.05	32.14±0.85	19.92±0.69	18.88±0.27
	DVPG Loss 2	26.02±0.24	54.95±0.40	52.86±0.30	31.66±0.21	19.52±0.17	18.71±0.08
	DVPG Loss 1	25.88±0.27	55.23±0.43	52.66±0.33	31.5±0.26	19.42±0.20	19.02±0.04
	VAE	25.82±0.30	55.14±0.21	52.59±0.45	31.41±0.39	19.31±0.32	19.04±0.09
Best Model		DVPG	DVPG	VAE	VAE	DVPG	DVPG
Best Loss Type		2	2	3	2	2	2
Best Training Type		III	III	III	III	III	III
-	Seq2Seq Baseline	29.53±0.08	51.46±0.04	56.60±0.27	35.29±0.14	22.79±0.10	15.92±0.04

Table 3: Comparison of Avg-metric scores. Average and standard deviation of results are calculated over three runs of each experiment with different initial

3 by **0.18%** and in *Total Loss* by **1.1**. The *CE Loss* is not normalized by the length of the sequence, thus the large values. Experiments were done with normalizing *CE* by the sequence length, and the results did not demonstrate higher *Max* or *Average metrics*.

VAE performs better in *ROUGE-1* and *ROUGE-2* by **0.16%** and **0.03%** absolute values, respectively, while the latter is well within the confidence interval.

Comparing the *Average-metrics* of **Variational** models against the **Seq2Seq** Baseline, it can be observed that the non-variational model exceeds the performance of the best variational model. Furthermore, the setting that demonstrated the best performance in *Best-metrics*(DVPG Loss 2 Type IV), is not the same setting that produces the best metrics amongst the variational models(DVPG Loss 2 Type III). This observation is contributed to the trade-off between diversity and average performance, as discussed previously.

4.3 Generative Power

To measure the limit of the generative power of proposed variational models, the number of samples used in variational sampling (section 3.4) is changed from 1 to 20 during the evaluation, and the best model for each sample is selected. The change in *Average* and *Best* metrics are depicted in Figures 3b and 3a. **DVPG Loss 2 Type IV** (section 3.1) is used. Improvement in the *Best-metrics* by increasing the number of samples diminishes for values larger than **10**. For example, increasing the sample size from 1 to 10, results in **9** points increase in *Max-BLEU*, while increasing it from **10** to **20** yields **1.4** point improvement. This indicates the model has reached its generative capacity with respect to the given dataset, and further enhancement of diversity requires changes in the underlying model architecture. A similar trend can be observed in the other *Best-metrics*.

Looking at the change in *Average-metrics* in Figure 3a

Model	Max-BLEU	Min-TER	Max-ROUGE-1	Max-ROUGE-2	Max-ROUGE-3
DVPG Loss 3	48.24 ±0.97	47.15±0.4	69.35±0.20	51.45±0.42	40.99±0.66
DVPG Loss 2	46.32±1.48	46.69±0.26	69.3±0.12	51.54±0.29	41.29±0.56
DVPG Loss 1	47.08±1.42	46.48 ±0.21	69.32±0.12	51.67±0.35	41.57 ±0.72
VAE	47.29±0.85	46.70±0.49	69.35±0.19	51.66±0.39	41.47±0.9
Seq2Seq Baseline	45.11±0.67	49.72±0.62	65.56±0.95	48.71±0.79	39.37±0.59

Table 4: Comparison of Best-metric scores With Microsoft Research Paraphrasing Corpus

reinforces argument regarding the trade-off between diversity and average performance. However, the degradation of *Average*-metrics by increasing the sample size is not proportional to the increase in the *Best* metrics. Looking at *TER* as an example, the effect of changing the sample size from 1 to 20 is **3** absolute points increase in *Average-TER*, compared to the **10** points decrease in *Best-TER*. Therefore, we can infer from this observation that the generated output sequences, while being diverse, are still close to the gold output sequence.

4.4 Microsoft Research Paraphrasing Dataset

Table 4 explains the results of running *Baseline Seq2Seq*, *DVPG*, and *VAE* models when using **Type IV** training on Microsoft Research Paraphrasing Dataset (Dolan and Brockett 2005). This dataset set is comprised of 5800 tuples, where each tuple consists of an original string, the paraphrased sequence, and a binary label indicating whether the paraphrased sequence is semantically identical to the original sequence. The dataset is split into three sets of 4100, 850, 850 tuples as training, development and test sets, respectively. In the interest of being succinct, only *Best*-metrics are shown. As it can be observed, the **DVPG** model overperforms **VAE** in all of the metrics. Most notably, absolute improvements of **0.95%** in *Max-BLEU*, and **0.22%** in *Min-TER* are achieved by using the proposed generative process. The improvements in *ROUGE* metrics are marginal. We suspect the relatively small size of the dataset diminishes the improved generative power of the **DVPG** model. Evidence of this conjecture is the smaller gap between variational and non-variational baseline when compared with the results in Tables 2 and 3, where the much larger *Quora* dataset was employed.

An interesting observation is that contrary to results with *Quora* dataset, **DVPG** with more regularized **KL** losses overperform the un-regularized **Loss 2**. This can be contributed to the smaller size of the dataset, which makes such regularization more necessary.

4.5 Analysis of KL Losses

When *two-step* schedule is applied, the *CE* only training is done for the first 12000 batches, or 6 epochs, after which the **KL** loss(es) are included in the loss function. We speculate that minimizing only the **CE** loss for several epochs, not only facilitates encoding a larger volume of information in the variational parameter but also enhances the decoder. When training complex sequence to sequence models, where training such encoders and decoders would require multiple epochs, *two-step* training would be more effective

versus vanilla KL cost annealing (Bowman et al. 2015).

5 Conclusion

Paraphrase generation when there are two classes of paraphrases is explored in this article. A new graphical model is introduced, and the corresponding ELBO is derived. Our experiments on Quora Question Pairs and Microsoft Research Paraphrasing Dataset showed that the proposed model outperforms vanilla VAE and non-variational baseline across the metrics that measure the generative power of the models, therefore supporting the hypothesis that label-dependent paraphrase generation can better learn the distribution of the labeled paraphrasing datasets. Furthermore, the proposed variational sampling and training schedules showed consistent improvements with the variational models. One future direction of this work is to explore the setting where the label variable v is not observed, therefore extending its application to unannotated paraphrases corpora. Applying it to NLP tasks such as machine reading comprehension or answer ranking is another continuation of this work.

References

- [Bahdanau, Cho, and Bengio 2016] Bahdanau, D.; Cho, K.; and Bengio, Y. 2016. Neural machine translation by jointly learning to align and translate.
- [Barzilay and Lee 2003] Barzilay, R., and Lee, L. 2003. Learning to paraphrase: An unsupervised approach using multiple-sequence alignment. In *Proceedings of the 2003 Human Language Technology Conference of the North American Chapter of the Association for Computational Linguistics*, 16–23.
- [Barzilay and McKeown 2001] Barzilay, R., and McKeown, K. R. 2001. Extracting paraphrases from a parallel corpus. In *Proceedings of the 39th Annual Meeting on Association for Computational Linguistics, ACL '01*, 50–57. Stroudsburg, PA, USA: Association for Computational Linguistics.
- [Bengio et al. 2009] Bengio, Y.; Louradour, J.; Collobert, R.; and Weston, J. 2009. Curriculum learning. In *Proceedings of the 26th Annual International Conference on Machine Learning, ICML '09*, 41–48. New York, NY, USA: ACM.
- [Blei, Kucukelbir, and McAuliffe 2016] Blei, D. M.; Kucukelbir, A.; and McAuliffe, J. D. 2016. Variational Inference: A Review for Statisticians. *arXiv e-prints* arXiv:1601.00670.
- [Bowman et al. 2015] Bowman, S. R.; Vilnis, L.; Vinyals, O.; Dai, A. M.; Jozefowicz, R.; and Bengio, S. 2015. Generating Sentences from a Continuous Space. *arXiv e-prints* arXiv:1511.06349.
- [Cheng and Lapata 2016] Cheng, J., and Lapata, M. 2016. Neural summarization by extracting sentences and words. *CoRR* abs/1603.07252.
- [Devlin et al. 2018] Devlin, J.; Chang, M.; Lee, K.; and Toutanova, K. 2018. BERT: pre-training of deep bidirectional transformers for language understanding. *CoRR* abs/1810.04805.
- [Dolan and Brockett 2005] Dolan, B., and Brockett, C. 2005. Automatically constructing a corpus of sentential paraphrases. In *Third International Workshop on Paraphrasing (IWP2005)*. Asia Federation of Natural Language Processing.
- [Gardner et al. 2017] Gardner, M.; Grus, J.; Neumann, M.; Tafjord, O.; Dasigi, P.; Liu, N. F.; Peters, M.; Schmitz, M.; and Zettlemoyer, L. S. 2017. Allennlp: A deep semantic natural language processing platform.
- [Gu et al. 2016] Gu, J.; Lu, Z.; Li, H.; and Li, V. O. K. 2016. Incorporating copying mechanism in sequence-to-sequence learning. *CoRR* abs/1603.06393.
- [Gupta et al. 2017] Gupta, A.; Agarwal, A.; Singh, P.; and Rai, P. 2017. A Deep Generative Framework for Paraphrase Generation. *arXiv e-prints* arXiv:1709.05074.
- [Hochreiter and Schmidhuber 1997] Hochreiter, S., and Schmidhuber, J. 1997. Long short-term memory. *Neural Comput.* 9(8):1735–1780.
- [Jain, Zhang, and Schwing 2017] Jain, U.; Zhang, Z.; and Schwing, A. G. 2017. Creativity: Generating diverse questions using variational autoencoders. *CoRR* abs/1704.03493.
- [Kingma and Ba 2014] Kingma, D. P., and Ba, J. 2014. Adam: A method for stochastic optimization. *CoRR* abs/1412.6980.
- [Kingma and Welling 2013] Kingma, D. P., and Welling, M. 2013. Auto-Encoding Variational Bayes. *arXiv e-prints* arXiv:1312.6114.
- [Li et al. 2017] Li, Z.; Jiang, X.; Shang, L.; and Li, H. 2017. Paraphrase generation with deep reinforcement learning. *CoRR* abs/1711.00279.
- [Paszke et al. 2017] Paszke, A.; Gross, S.; Chintala, S.; Chanan, G.; Yang, E.; DeVito, Z.; Lin, Z.; Desmaison, A.; Antiga, L.; and Lerer, A. 2017. Automatic differentiation in pytorch. In *NIPS-W*.
- [See, Liu, and Manning 2017] See, A.; Liu, P. J.; and Manning, C. D. 2017. Get to the point: Summarization with pointer-generator networks. *CoRR* abs/1704.04368.
- [Sennrich, Haddow, and Birch 2015] Sennrich, R.; Haddow, B.; and Birch, A. 2015. Neural machine translation of rare words with subword units. *CoRR* abs/1508.07909.
- [Shankar Iyar and Csernai 2016] Shankar Iyar, N. D., and Csernai, K. 2016. First Quora Dataset Release: Question Pairs.
- [Sohn, Lee, and Yan 2015] Sohn, K.; Lee, H.; and Yan, X. 2015. Learning structured output representation using deep conditional generative models. In Cortes, C.; Lawrence, N. D.; Lee, D. D.; Sugiyama, M.; and Garnett, R., eds., *Advances in Neural Information Processing Systems 28*. Curran Associates, Inc. 3483–3491.
- [Vaswani et al. 2017] Vaswani, A.; Shazeer, N.; Parmar, N.; Uszkoreit, J.; Jones, L.; Gomez, A. N.; Kaiser, L.; and Polosukhin, I. 2017. Attention is all you need. *CoRR* abs/1706.03762.
- [Vijayakumar et al. 2016] Vijayakumar, A. K.; Cogswell, M.; Selvaraju, R. R.; Sun, Q.; Lee, S.; Crandall, D. J.; and Batra, D. 2016. Diverse beam search: Decoding diverse solutions from neural sequence models. *CoRR* abs/1610.02424.
- [Wang et al. 2019] Wang, W.; Gan, Z.; Xu, H.; Zhang, R.; Wang, G.; Shen, D.; Chen, C.; and Carin, L. 2019. Topic-guided variational autoencoders for text generation. *CoRR* abs/1903.07137.