

Asymmetric Correntropy for Robust Adaptive Filtering

Badong Chen, *Senior Member, IEEE*, Zhuang Li, *Student Member, IEEE*, Yingsong Li, *Senior Member, IEEE*, Pengju Ren, *Member, IEEE*

Abstract—In recent years, correntropy has been successfully applied to robust adaptive filtering to eliminate adverse effects of impulsive noises or outliers. Correntropy is generally defined as the expectation of a Gaussian kernel between two random variables. This definition is reasonable when the error between the two random variables is symmetrically distributed around zero. For the case of asymmetric error distribution, the symmetric Gaussian kernel is however inappropriate and cannot adapt to the error distribution well. To address this problem, in this letter we propose a new variant of correntropy, named asymmetric correntropy, which uses an asymmetric Gaussian model as the kernel function. In addition, a robust adaptive filtering algorithm based on asymmetric correntropy is developed and its steady-state convergence performance is analyzed. Simulations are provided to confirm the theoretical results and good performance of the proposed algorithm.

Key Words: Correntropy; asymmetric correntropy; maximum asymmetric correntropy criterion (MACC), robust adaptive filtering, impulsive noise.

I. INTRODUCTION

In recent years, much attention has been paid to the problem of how to improve the robustness of adaptive filters against impulsive noises [1]–[3]. An efficient approach to solving this problem is to apply the concept of correntropy to construct new cost functions for adaptive filters [4]–[13]. Correntropy is a local similarity measure between two random variables defined in kernel space, which is insensitive to large errors and thus can suppress the adverse effects of impulsive noises or outliers [14].

The Gaussian function is generally adopted as the kernel function in correntropy, which is smooth and symmetric and has many desirable properties. With a symmetric Gaussian kernel, correntropy usually performs very well especially when the error variable is of symmetric distribution. However, its performance may deteriorate significantly when the system is disturbed by some noises with asymmetric distributions. To address this issue, we propose in this letter a new variant of correntropy, called asymmetric correntropy, which uses an asymmetric Gaussian model as the kernel function. Based on

This work was supported by National Natural Science Foundation of China (91648208, 61976175), National Natural Science Foundation-Shenzhen Joint Research Program (U1613219), and The Key Project of Natural Science Basic Research Plan in Shaanxi Province of China (2019JZ-05).

Badong Chen, Zhuang Li and Pengju Ren are with the Institute of Artificial Intelligence and Robotics, Xi'an Jiaotong University, Xi'an, China. (chenbd@mail.xjtu.edu.cn; lizhuang771@stu.xjtu.edu.cn; pengjuren@mail.xjtu.edu.cn). Zhuang Li is also with the Xi'an Microelectronic Technology Institute, Xi'an, China.

Yingsong Li (liyingsong@ieee.org) is with the College of Information and Communication Engineering, Harbin Engineering University, Harbin 150001, China and also with the National Space Science Center, Chinese Academy of Sciences, Beijing 100190, China.

the proposed asymmetric correntropy, a new robust adaptive filtering algorithm is developed and its steady-state convergence performance is analyzed.

The rest of the letter is organized as follows. In section II, we define the asymmetric correntropy and describe the maximum asymmetric correntropy criterion (MACC). In section III, we derive the adaptive filtering algorithm under MACC and analyze its steady-state convergence performance. Simulation results are provided in section IV and conclusion is given in section V.

II. ASYMMETRIC CORRENTROPY

A. Definition

Given two random variables $X \in \mathbb{R}$ and $Y \in \mathbb{R}$ with joint PDF $p_{XY}(x, y)$, correntropy is defined by [2]

$$V(X, Y) = E[\kappa(X, Y)] = \iint \kappa(x, y)p_{XY}(x, y)dx dy, \quad (1)$$

where $\kappa(\cdot, \cdot)$ is usually a radial kernel, and $E[\cdot]$ denotes the expectation operator. Without explicit mention, the kernel function in correntropy is the well-known symmetric Gaussian kernel:

$$\kappa(X, Y) = G_{\sigma}(e) = \exp\left(-\frac{e^2}{2\sigma^2}\right), \quad (2)$$

where $e = X - Y$ is the error between X and Y , and σ is the kernel bandwidth ($\sigma > 0$). In [15], an asymmetric Gaussian model was proposed, which can capture spatially asymmetric distributions. Inspired by the asymmetric Gaussian model, we propose in this work the concept of asymmetric correntropy, which adopts the following asymmetric Gaussian model as the kernel function:

$$\kappa(X, Y) = A_{\sigma_+ \sigma_-}(e) = \begin{cases} \exp\left(-\frac{e^2}{2\sigma_+^2}\right), & \text{if } e \geq 0 \\ \exp\left(-\frac{e^2}{2\sigma_-^2}\right), & \text{if } e < 0 \end{cases} \quad (3)$$

where σ_+ and σ_- denote, respectively, the bandwidths corresponding to the positive and negative parts of the error variable. In this study, we denote the asymmetric correntropy as

$$V_A(X, Y) = E[A_{\sigma_+ \sigma_-}(e)]. \quad (4)$$

Remark: The kernel function in (3) is asymmetric and hence is not a Mercer kernel. As stated in [2], the kernel function in correntropy is not necessarily a Mercer kernel.

A desirable feature of the asymmetric Gaussian function in (3) is that it maintains the continuity and differentiability. Fig.1 shows the curves of the symmetric Gaussian function ($\sigma = 1.0$) and asymmetric Gaussian function ($\sigma_+ = 0.5, \sigma_- =$

2.0). Clearly, when $\sigma_+ = \sigma_-$, the asymmetric Gaussian function will become the symmetric Gaussian function, and in this case the asymmetric correntropy will reduce to the original correntropy. In addition, it is easy to see that the asymmetric correntropy $V_A(X, Y)$ is positive and bounded, namely $0 < V_A(X, Y) \leq 1$, which reaches its maximum if and only if $X = Y$.

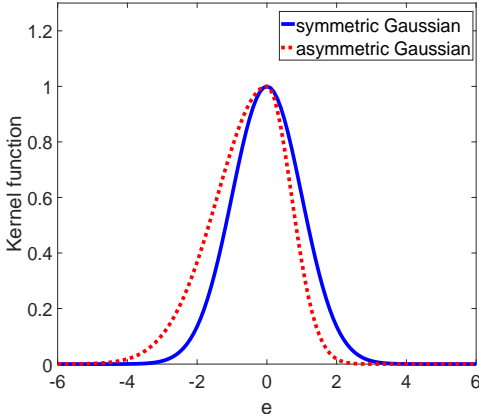


Fig. 1: Curves of symmetric Gaussian function ($\sigma = 1.0$) and asymmetric Gaussian function ($\sigma_+ = 0.5, \sigma_- = 2.0$)

B. Maximum asymmetric correntropy criterion

Similar to the original correntropy, the proposed asymmetric correntropy can also be used as a robust cost function for various signal processing and machine learning tasks. For example, in supervised learning, the model can be trained to maximize the asymmetric correntropy between the model output and the target signal. We call this learning strategy the maximum asymmetric correntropy criterion (MACC). Let's now consider a supervised learning setting where the goal is to estimate the weight vector of a simple linear regression model:

$$y = W^T x, \quad (5)$$

in which $W \in \mathbb{R}^m$ is an m -dimensional weight vector, $x \in \mathbb{R}^m$ is the input vector and $y \in \mathbb{R}$ is the model output. Given N input-target training samples $\{x_i, d_i\}_{i=1}^N$, the learning problem under MACC can thus be formulated by

$$W = \arg \max_{W \in \mathbb{R}^m} \left\{ \hat{V}_A(y, d) = \frac{1}{N} \sum_{i=1}^N A_{\sigma_+ \sigma_-}(e_i) \right\}, \quad (6)$$

where $\hat{V}_A(y, d)$ is the estimated asymmetric correntropy between model output y and target (desired) signal d , and $e_i = d_i - y_i = d_i - W^T x_i$ is the i -th error sample. In practice, one can add a regularization term to the cost function and obtain

$$W = \arg \max_{W \in \mathbb{R}^m} \left\{ J(W) = \frac{1}{N} \sum_{i=1}^N A_{\sigma_+ \sigma_-}(e_i) - \lambda \|W\|^2 \right\}, \quad (7)$$

where $\lambda \geq 0$ is the regularization parameter, and $\|\cdot\|$ stands for Euclid norm. Setting $\frac{\partial J(W)}{\partial W} = 0$, we have

$$\begin{aligned} & \frac{1}{N} \sum_{i=1}^N \frac{\partial}{\partial e_i} A_{\sigma_+ \sigma_-}(e_i) \frac{\partial e_i}{\partial W} - 2\lambda W = 0 \\ \Rightarrow & \frac{1}{N} \sum_{i=1}^N \frac{\partial}{\partial e_i} A_{\sigma_+ \sigma_-}(e_i) x_i + 2\lambda W = 0 \\ \Rightarrow & \frac{1}{N} \sum_{i=1}^N -\xi_{\sigma_+ \sigma_-}(e_i) e_i x_i + \lambda W = 0 \\ \Rightarrow & \frac{1}{N} \sum_{i=1}^N \xi_{\sigma_+ \sigma_-}(e_i) (W^T x_i - d_i) x_i + \lambda W = 0 \\ \Rightarrow & (A + \lambda I)W = B \\ \Rightarrow & W = (A + \lambda I)^{-1} B \end{aligned} \quad (8)$$

where $A = \frac{1}{N} \sum_{i=1}^N \xi_{\sigma_+ \sigma_-}(e_i) x_i x_i^T$, $B = \frac{1}{N} \sum_{i=1}^N \xi_{\sigma_+ \sigma_-}(e_i) d_i x_i$, and

$$\xi_{\sigma_+ \sigma_-}(e_i) = \begin{cases} \frac{1}{2\sigma_+^2} \exp\left(-\frac{e_i^2}{2\sigma_+^2}\right), & \text{if } e_i \geq 0 \\ \frac{1}{2\sigma_-^2} \exp\left(-\frac{e_i^2}{2\sigma_-^2}\right), & \text{if } e_i < 0 \end{cases} \quad (9)$$

Remark: Similar to the optimal solution under the maximum correntropy criterion (MCC), the optimal solution under MACC is also a fixed-point solution of the equation $W = (A + \lambda I)^{-1} B$. Of course, this solution can be searched by a fixed-point iterative algorithm [6], [16].

III. ADAPTIVE FILTERING UNDER MACC

A. MACC algorithm

An alternative approach to search the optimal solution of the weight vector W under MACC is to use a stochastic gradient based adaptive filtering algorithm, which is computationally much simpler than the fixed-point algorithm and can track time-varying systems due to its online character. Based on the instantaneous cost function $\hat{J}(W) = A_{\sigma_+ \sigma_-}(e_i)$, a simple stochastic gradient algorithm, called in this letter the MACC algorithm, can easily be derived as follows:

$$\begin{aligned} W_{i+1} &= W_i + \mu \frac{\partial}{\partial W_i} A_{\sigma_+ \sigma_-}(e_i) \\ &= W_i + \mu \psi_{\sigma_+ \sigma_-}(e_i) x_i, \end{aligned} \quad (10)$$

where W_i denotes the estimated weight vector at the i -th iteration, $e_i = d_i - W^T x_i$ is the prediction error, $\mu > 0$ is the step-size parameter, and the function $\psi_{\sigma_+ \sigma_-}(e_i)$ is

$$\psi_{\sigma_+ \sigma_-}(e_i) = \begin{cases} \frac{e_i}{\sigma_+^2} \exp\left(-\frac{e_i^2}{2\sigma_+^2}\right), & \text{if } e_i \geq 0 \\ \frac{e_i}{\sigma_-^2} \exp\left(-\frac{e_i^2}{2\sigma_-^2}\right), & \text{if } e_i < 0 \end{cases} \quad (11)$$

Remark: When $\sigma_+ = \sigma_-$, the derived MACC algorithm will become the MCC algorithm proposed in [12]. In addition,

the MACC algorithm can be viewed as the least mean square (LMS) algorithm [17] with variable step-size:

$$\mu_i = \begin{cases} \frac{\mu}{\sigma_+^2} \exp\left(-\frac{e_i^2}{2\sigma_+^2}\right), & \text{if } e_i \geq 0 \\ \frac{\mu}{\sigma_-^2} \exp\left(-\frac{e_i^2}{2\sigma_-^2}\right), & \text{if } e_i < 0 \end{cases} \quad (12)$$

B. Steady-state convergence performance

Now we analyze the steady-state convergence performance of the MACC algorithm. Suppose the target signal is generated by

$$d_i = W^{*T} x_i + v_i, \quad (13)$$

where W^* denotes an unknown weight vector that needs to be estimated, and v_i stands for a disturbance noise. In this case, we have $e_i = e_a(i) + v_i$, where $e_a(i)$ is the so-called *a priori* error [18]. The mean-square *a priori* error $E[e_a^2(i)]$ is called the excess mean square error (EMSE), which is a popular performance index of adaptive filters. The steady-state EMSE is $S = \lim_{i \rightarrow \infty} E[e_a^2(i)]$.

At steady-state, the distributions of $e_a(i)$ and e_i are independent of i , we can omit the time index i for brevity. Therefore, (11) can be rewritten as

$$\psi_{\sigma_+\sigma_-}(e) = \begin{cases} \frac{e}{\sigma_+^2} \exp\left(-\frac{e^2}{2\sigma_+^2}\right), & \text{if } e \geq 0 \\ \frac{e}{\sigma_-^2} \exp\left(-\frac{e^2}{2\sigma_-^2}\right), & \text{if } e < 0 \end{cases} \quad (14)$$

Taking the Taylor expansion of $\psi_{\sigma_+\sigma_-}(e)$ with respect to e_a around v yields

$$\begin{aligned} \psi_{\sigma_+\sigma_-}(e) &= \psi_{\sigma_+\sigma_-}(e_a + v) \\ &= \psi_{\sigma_+\sigma_-}(v) + \psi'_{\sigma_+\sigma_-}(v)e_a + \frac{1}{2}\psi''_{\sigma_+\sigma_-}(v)e_a^2 + o(e_a^2), \end{aligned} \quad (15)$$

where $\psi'_{\sigma_+\sigma_-}(v)$ and $\psi''_{\sigma_+\sigma_-}(v)$ are the first and the second derivatives of $\psi_{\sigma_+\sigma_-}(v)$, and $o(e_a^2)$ denotes the third and higher-order terms. Assume that $e_a(i)$ is relatively small at steady-state and the third and higher-order terms in (15) are negligible. Then we can obtain an approximate value of S , shown in (16) at the bottom of the page, where $Tr(\cdot)$ is the trace operator and $Rx = E[x_i x_i^T]$ is the covariance matrix of the input vector. For a detailed derivation, see literature [18]. The derivatives $\psi'_{\sigma_+\sigma_-}(v)$ and $\psi''_{\sigma_+\sigma_-}(v)$ are

$$\psi'_{\sigma_+\sigma_-}(v) = \begin{cases} \frac{1}{\sigma_+^2} \exp\left(-\frac{v^2}{2\sigma_+^2}\right) \left(1 - \frac{v^2}{\sigma_+^2}\right), & \text{if } v \geq 0 \\ \frac{1}{\sigma_-^2} \exp\left(-\frac{v^2}{2\sigma_-^2}\right) \left(1 - \frac{v^2}{\sigma_-^2}\right), & \text{if } v < 0 \end{cases} \quad (17)$$

$$\psi''_{\sigma_+\sigma_-}(v) = \begin{cases} \frac{1}{\sigma_+^2} \exp\left(-\frac{v^2}{2\sigma_+^2}\right) \left(\frac{v^3}{\sigma_+^4} - \frac{3v}{\sigma_+^2}\right), & \text{if } v \geq 0 \\ \frac{1}{\sigma_-^2} \exp\left(-\frac{v^2}{2\sigma_-^2}\right) \left(\frac{v^3}{\sigma_-^4} - \frac{3v}{\sigma_-^2}\right), & \text{if } v < 0 \end{cases} \quad (18)$$

Given a noise distribution, the expectations $E[\psi_{\sigma_+\sigma_-}^2(v)]$, $E[\psi'_{\sigma_+\sigma_-}(v)]$, and $E[\psi_{\sigma_+\sigma_-}(v)\psi''_{\sigma_+\sigma_-}(v) + |\psi'_{\sigma_+\sigma_-}(v)|^2]$ can be calculated by numerical integration. Then one can obtain theoretically an approximate value of S by using (16).

IV. SIMULATION RESULTS

A. Verification of theoretical results

In the first subsection, we show the theoretical and simulated steady-state performance of the MACC algorithm. The weight vector of the unknown system is assumed to be $W^* = [0.1, 0.2, 0.3, 0.4, 0.5, 0.4, 0.3, 0.2, 0.1]^T$, and the initial weight vector of the adaptive filter is a null vector. The input signal is a zero-mean white Gaussian process with variance 1.0.

We consider a noise model with form $v_i = (1 - a_i)A_i + a_i B_i$, where a_i is a binary independent and identically distributed process with $Pr\{a_i = 0\} = 1 - c$, with $0 \leq c \leq 1$ being an occurrence probability [19]. The processes A_i and B_i represent the main noises and the outliers respectively, which are mutually independent and both independent of a_i . The disturbance noise A_i is assumed to be Gaussian distributed with zero-mean and variance 1.0, and B_i is assumed to be a white Gaussian process with zero-mean and variance 10000.

All the simulations are carried out on MATLAB 2016a running on the computer with i7-8700K, 3.70 GHZ CPU. The parameter c is set at 0.1. The theoretical values (approximate values) of the steady-state EMSEs are calculated by using (16), with different step-sizes. Fig.2 shows the theoretical and simulated steady-state EMSEs with different step-sizes, where the simulated EMSEs are computed as an average over 100 independent Monte Carlo runs, and the steady-state value is obtained as an average over the last 500 iterations. To ensure the algorithm to reach the steady state, 40000 iterations are run in the simulation. One can observe: 1) the steady-state EMSEs are increasing with step-size; 2) when the step-size is small, the steady-state EMSEs computed by simulations match very well the theoretical values; 3) when the step-size become large, the experimental results will, however, gradually differ from the theoretical values, which coincides with the theoretical prediction (larger step-size causes larger error and makes the Taylor approximation poorer).

B. Performance comparison

In the second subsection, we compare the performance of the proposed MACC algorithm with four representative robust

$$S \approx \frac{\mu Tr(Rx) E[\psi_{\sigma_+\sigma_-}^2(v)]}{2E[\psi'_{\sigma_+\sigma_-}(v)] - \mu Tr(Rx) E[\psi_{\sigma_+\sigma_-}(v)\psi''_{\sigma_+\sigma_-}(v) + |\psi'_{\sigma_+\sigma_-}(v)|^2]} \quad (16)$$

TABLE I: Parameter settings of five algorithms

	SA [20]		LMM [21]			LLAD [23]		MCC [12]		MACC		
	μ	μ	ξ	Δ_1	Δ_2	μ	α	μ	σ	μ	σ_-	σ_+
Case 1)	0.005	0.001	0.5	6.0	6.2	0.007	1.8	0.028	1.15	0.0175	2.2	0.7
Case 2)	0.0032	0.0085	0.4	8.0	10.2	0.004	4.6	0.009	2.4	0.0205	3.0	0.32

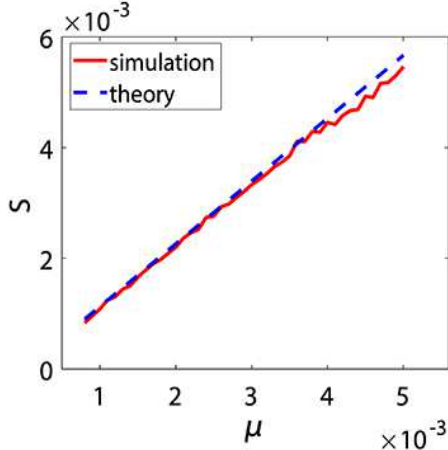


Fig. 2: Theoretical and simulated EMSEs with different step-sizes

adaptive filtering algorithms, namely sign algorithm (SA) [20], LMM [21], [22], LLAD [23], MCC [12]. For fairness, we select the different parameters for different algorithms so that all algorithms achieve their best performance with almost the same initial convergence speed. The parameter settings for two cases are given in Table I. Here, we consider two cases of the distribution of A_i : 1) asymmetric Gaussian density: $N(0, 0.5)I(v < 0) + N(0, 5)I(v \geq 0)$, where I stands for the indicator function, and $N(\mu, \sigma^2)$ denotes the Gaussian density with mean μ and variance σ^2 ; 2) F distribution: $F(5, 14)$, where $F(n1, n2)$ denotes the F distribution with freedom $n1$ and $n2$. Since the PDF of F distribution is located on the positive half axis, in the simulation, we move the peak of the PDF to the origin. As before, B_i is assumed to be a white Gaussian process with zero-mean and variance 10000.

The simulation results are obtained by averaging over 500 independent Monte Carlo runs. The performance measure adopted is the weight error power (WEP), defined as $WEP = E[||W^* - W_i||^2]$, where W_i and W^* denote the estimated and the target weight vectors respectively. The convergence curves of the WEP are presented in Fig.3. It is evident that the MACC algorithm can outperform (with much lower WEP) all other algorithms in both cases.

V. CONCLUSION

To deal with the data with asymmetric distributions, we proposed in this study a new variant of correntropy, called asymmetric correntropy, which uses an asymmetric Gaussian model as the kernel function. The supervised learning problem can thus be solved by maximizing the asymmetric correntropy between the model output and target signal. Under the maximum asymmetric correntropy criterion (MACC), a

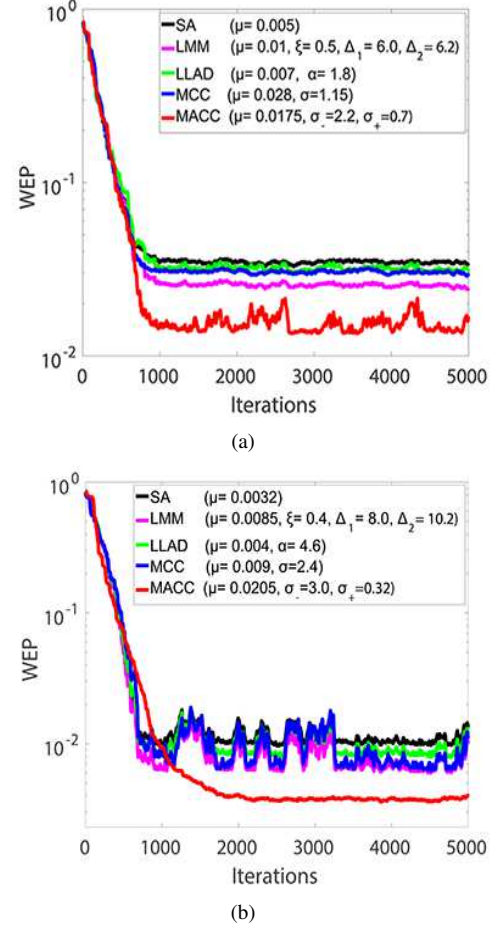


Fig. 3: Convergence curves in two cases: (a) asymmetric Gaussian density; (b) F distribution.

robust adaptive filtering algorithm, called MACC algorithm, was derived, and its steady-state convergence performance was analyzed. The analyzed results and desirable performance of the proposed algorithm were confirmed by simulation results.

REFERENCES

- [1] Siyuan Peng, Wee Ser, Badong Chen, Lei Sun, and Zhiping Lin. Robust constrained adaptive filtering under minimum error entropy criterion. *IEEE Transactions on Circuits and Systems II: Express Briefs*, 65(8):1119–1123, 2018.
- [2] Badong Chen, Lei Xing, Haiquan Zhao, Nanning Zheng, and Jose C. Principe. Generalized correntropy for robust adaptive filtering. *IEEE Transactions on Signal Processing*, 64(13):3376–3387, 2016.
- [3] Badong Chen, Lei Xing, Bin Xu, Haiquan Zhao, Nanning Zheng, and Jose C. Principe. Kernel risk-sensitive loss: Definition, properties and application to robust adaptive filtering. *IEEE Transactions on Signal Processing*, 65(11):2888–2901, 2017.
- [4] Weifeng Liu, Puskal P Pokharel, and José C Príncipe. Correntropy: Properties and applications in non-gaussian signal processing. *IEEE Transactions on Signal Processing*, 55(11):5286–5298, 2007.

- [5] Badong Chen and José C Príncipe. Maximum correntropy estimation is a smoothed map estimation. *IEEE Signal Processing Letters*, 19(8):491–494, 2012.
- [6] Badong Chen, Jianji Wang, Haiquan Zhao, Nanning Zheng, and Jose C Principe. Convergence of a fixed-point algorithm under maximum correntropy criterion. *IEEE Signal Processing Letters*, 22(10):1723–1727, 2015.
- [7] Ricardo J Bessa, Vladimiro Miranda, and Joao Gama. Entropy and correntropy against minimum square error in offline and online three-day ahead wind power forecasting. *IEEE Transactions on Power Systems*, 24(4):1657–1666, 2009.
- [8] Liming Shi and Lin Yun. Convex combination of adaptive filters under the maximum correntropy criterion in impulsive interference. *IEEE Signal Processing Letters*, 21(11):1385–1388, 2014.
- [9] Songlin Zhao, Badong Chen, and Jose C Principe. Kernel adaptive filtering with maximum correntropy criterion. In *Neural Networks (IJCNN), The 2011 International Joint Conference on*, pages 2012–2017. IEEE, 2011.
- [10] Badong Chen, Xi Liu, Haiquan Zhao, and Jose C Principe. Maximum correntropy kalman filter. *Automatica*, 76:70–77, 2017.
- [11] Yidi Wang, Zheng Wei, Shouming Sun, and Li Li. Robust information filter based on maximum correntropy criterion. *Journal of Guidance Control & Dynamics*, 39(5):1–6, 2016.
- [12] Abhishek Singh and Jos Carlos Prncipe. Using correntropy as a cost function in linear adaptive filters. In *International Joint Conference on Neural Networks*, 2009.
- [13] Wentao Ma, Hua Qu, Gui Guan, Xu Li, Jihong Zhao, and Badong Chen. Maximum correntropy criterion based sparse adaptive filtering algorithms for robust channel estimation under non-gaussian environments. *Journal of the Franklin Institute*, 352(7):2708–2727, 2015.
- [14] Jose C Principe. *Information theoretic learning: Renyi’s entropy and kernel perspectives*. Springer Science & Business Media, 2010.
- [15] Tsuyoshi Kato, Shinichiro Omachi, and Hirotomo Aso. Asymmetric gaussian and its application to pattern recognition. In *Joint IAPR International Workshop on Structural*, 2002.
- [16] Yu Zhang, Badong Chen, Xi Liu, Zejian Yuan, and Jose C Principe. Convergence of a fixed-point minimum error entropy algorithm. *Entropy*, 17(8):5549–5560, 2015.
- [17] Simon Haykin. *Adaptive Filter Theory*. Prentice Hall, 2002.
- [18] Badong Chen, Lei Xing, Junli Liang, Nanning Zheng, and Jose C Principe. Steady-state mean-square error analysis for adaptive filtering under the maximum correntropy criterion. *IEEE Signal Processing Letters*, 21(7):880–884, 2014.
- [19] B. Chen, L. Xing, N. Zheng, and J. C. Prncipe. Quantized minimum error entropy criterion. *IEEE Transactions on Neural Networks and Learning Systems*, 30(5):1370–1380, 2019.
- [20] V. Mathews and Sung Cho. Improved convergence analysis of stochastic gradient adaptive filters using the sign algorithm. *IEEE Transactions on Acoustics Speech & Signal Processing*, 35(4):450–454, 1987.
- [21] Yuexian Zou, Shing Chow Chan, and Tung Sang Ng. Least mean m-estimate algorithms for robust adaptive filtering in impulse noise. *Circuits & Systems II Analog & Digital Signal Processing IEEE Transactions on*, 47(12):1564–1569, 2000.
- [22] S. C. Chan and Y. Zhou. On the convergence analysis of the normalized lms and the normalized least mean m-estimate algorithms. In *IEEE International Symposium on Signal Processing & Information Technology*, 2008.
- [23] Muhammed O. Sayin, N. Denizcan Vanli, and Suleyman S. Kozat. A novel family of adaptive filtering algorithms based on the logarithmic cost. *IEEE Transactions on Signal Processing*, 62(17):4411–4424, 2014.