

Formal Foundations of Continuous Graph Processing

PHILIP DEXTER, YU DAVID LIU, and KENNETH CHIU, State University of New York (SUNY) at Binghamton

With the growing need for online and iterative graph processing, software systems that *continuously* process large-scale graphs become widely deployed. With optimizations inherent as part of their design, these systems are complex, and have unique features beyond conventional graph processing. This paper describes CG Calculus, the first semantic foundation for continuous graph processing. The calculus captures the essential behavior of both the backend graph processing engine and the frontend application, with a focus on two essential features: *temporal locality optimization* (TLO) and *incremental operation processing* (IOP). A key design insight is that the operations continuously applied to the graph can be captured by a semantics defined over the *operation stream* flowing through the graph nodes. CG Calculus is a systematic study on the *correctness* of building continuous graph processing systems and applications. The most important result is *result determinism*: despite significant non-deterministic executions introduced by TLO and IOP, the results produced by CG Calculus are the same as conventional graph processing without TLO or IOP. The metatheory of CG Calculus is mechanized in Coq.

1 INTRODUCTION

Large graphs serve as the bedrock for numerous state-of-the-art data-intensive applications, from social networks, bioinformatics, artificial intelligence, to large-scale simulation. To support these applications, there is significant interest in building graph processing systems, such as graph databases [4] and graph analytics and mining systems [54]. What emerges as the essential *modus operandi* in this rapidly developing domain is *continuous* graph processing: a long-running application continuously applies a large number of operations to the continuously evolving graphs. Continuous graph processing is the converging point of two directions of graph processing in active pursuit. First, as data-intensive applications are increasingly deployed on cloud computing platforms and data centers, *online graph processing* [11, 12, 18, 19, 29, 33, 35, 61, 62, 66, 70] is highly relevant, where the graph processing engine must process operations at a rapid rate. Second, many graph analytic and mining tasks can only be expressed through processing a large number of operations in iterations, i.e., *iterative graph processing* [23, 34, 36, 40, 41, 46, 72].

1.1 The Essence of Continuous Graph Processing

Whereas early graph processing systems focused on how novel graph processing algorithms and designs [22] can help effectively process *one* operation, continuous graph processing systems focus on how graph processing can benefit from optimizations that take a *multitude* of operations into account. In this spirit, a broad family of optimizations at the core of continuous graph processing systems can be summarized as *temporal locality optimization* (TLO): temporally consecutive operations applied to the graph may be manipulated for more effective graph processing *before or during their processing*. In the simple case of two consecutive operations o_1 and o_2 , where o_1 is to be applied to the graph before o_2 , four forms of TLO are well known in continuous graph processing:

- *Batching*: processing o_1 and o_2 “in tandem,” so that only one graph traversal is needed for processing both, as opposed to two traversals if o_1 and o_2 are processed one by one.

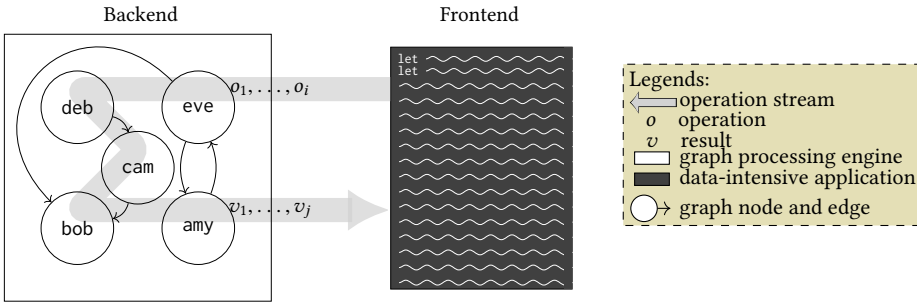


Fig. 1. The Frontend and Backend of Continuous Graph Processing

- *Reordering*: applying o_2 first and o_1 later to the graph, on the assumption that this reversed order of application can produce the same result as processing in the original order. Reordering is useful in use scenarios such as o_2 has a higher priority or a closer deadline.
- *Fusing*: composing o_1 and o_2 into one operation o , on the assumption that o can produce the same result as processing both o_1 and o_2 . Just like batching, fusing is useful in reducing the number of graph traversals.
- *Reusing*: applying o_1 and o'_2 to the graph where o'_2 derives from o_2 but reuses the result of o_1 processing, so that the computation performed for o_1 processing is not redundantly done. This style of TLO is known as Multi-Query Optimization (MQO) [50, 59, 60] in database systems.

A second distinct form of optimization in continuous graph processing is *incremental operation processing* (IOP). Operations often arrive at a high rate in continuous graph processing systems. The need for scalable — and sometimes real-time — data processing dictates that “one operation at a time” processing often cannot meet the demand. A common theme of online continuous graph processing systems is to defer some operations for incremental processing later.

Indeed, the two forms of optimizations essential for continuous graph processing go hand in hand: it is often the delay resulted from IOP that multiple operations can co-exist to participate in the optimizations enabled by TLO.

The large body of experimental research demonstrates why continuous graph processing matters: graph databases, graph analytics, and graph mining systems are becoming an indispensable part of state-of-the-art computing infrastructure. At the same time, the online and iterative nature of these systems poses distinct challenges that call for complex solutions in graph processing engine design spanning TLO and IOP, as well as the programming model for the data-intensive application at the frontend. In a nutshell, continuous graph processing systems and applications form a landscape with *wide deployment, unique challenges, and complex and diverse solutions*. Surprisingly, in contrast with the rapid advances in experimental research, no prior formal foundations exist for this important family of software systems.

1.2 CG Calculus

We introduce CG Calculus, the first formal foundation for continuous graph processing. Our calculus has two high-level design goals: *illuminating the design space* of continuous graph processing systems and applications, and *improving the assurance* of their construction. The behavior captured by CG Calculus spans the graph processing application (the *frontend*) and the graph processing system (the *backend*), as illustrated in Fig. 1. The frontend program continuously produces data

processing operations such as o_1, \dots, o_i in the Figure, and delivers them to the backend that maintains a potentially large and evolving graph. As operations are processed and results become available, the backend delivers the latter back to the frontend, such as v_1, \dots, v_j in the Figure. CG Calculus unifies both the frontend and the backend in one calculus.

A Semantic Model with Operation Streams. A key insight of CG Calculus is that the spirit of *continuous* graph processing can be embodied by viewing the operations as a *stream*, which we call the *operation stream*; more importantly, the operation stream does not only exist at the frontend-backend boundary, but also “flows through” the graph nodes. For example, Fig. 1 shows an operation stream forms from the frontend to backend (which we call the *top-level operation stream* for convenience), and then continues to flow into nodes eve, deb, cam, bob, amy, in that order (which we call the *in-graph operation stream*). In other words, we conceptually align continuous graph processing with *stream processing*. This view is not only aligned with our intuition of what “continuous” means, but also does it provide a unified foundation to model the essential features of continuous graph processing: TLO is modeled as stream rewriting, and IOP is modeled as operation propagation in the stream. We will elaborate these features shortly. To place this novel view in context, observe that there is a fundamental difference between CG Calculus and *data streaming* (e.g., [5, 10, 43–45, 65, 67, 68, 73, 74]. In CG Calculus, a stream is formed by operations, to be passed through structured data. In data streaming systems, a stream is formed by data, to be passed through structured operations.

A Unified Design Space Spanning Backend and Frontend. The centerpiece of CG Calculus is an operational semantics to account for the backend behavior, i.e., the graph processing engine. It unifies the design space of TLO and that of IOP into one core calculus. Furthermore, CG Calculus consists of a simple programming model, and a type system to reason about the frontend-backend interaction.

CG Calculus captures the essence of TLOs as a reduction relation for rewriting the operation stream. This relation can define all 4 forms of TLOs introduced earlier. In addition to defining *how* TLOs are supported, CG Calculus highlights *where* and *when* TLOs may happen. Thanks to in-graph operation streams, TLOs may happen at an arbitrary graph node that the in-graph operation stream flows through, leading to in-graph batching, in-graph reordering, in-graph fusing, and in-graph reusing.

In CG Calculus, in-graph operation streams provide a natural and general way to support IOP. In the in-graph operation stream, the operation can incrementally move through the graph nodes, and be deferred at any arbitrary node and resumed later. A more basic design widely adopted in graph processing systems – the operation may be deferred at a “top-level buffer” at the boundary between the frontend and the backend [11, 11, 61, 70] – is a special case of IOP design in CG Calculus.

Correctness. With expressive forms of TLO and IOP unified in one calculus, establishing the *correctness* of continuous graph processing is a non-trivial problem. With TLO, the operations in the stream are altered. With IOP, significant non-deterministic executions are introduced. On the high level, both TLO and IOP can be viewed as optimizations over data processing, and the very premise of *sound* optimization is that graph processing should not produce an unexpected result.

The main property enjoyed by CG Calculus is *result determinism*: despite significant non-deterministic executions introduced by TLO and IOP (see § 4), all terminating executions of the same program produce the same result. This important result subsumes the *observable equivalence* of CG Calculus with the baseline *eager data processing* – the processing style where operations in the operation stream are processed one by one, without TLO or IOP.

CG Calculus is also endowed with an effect type system with the primary goal of enforcing *phase distinction*: while the computation at the frontend can freely issue new operations for backend processing, the backend computation should not issue new operations for processing. If phase distinction were ignored, the non-determinism latent in in-graph operation streams would lead to non-determinism in results. Intuitively, this is analogous to a high-level data race that our type system eliminates.

1.3 Contributions

To the best of our knowledge, CG Calculus is the first rigorous study on continuous graph processing. Its scope spans the backend graph processing engine design, the frontend programming model, and the interaction between the two. Technically, this paper makes the following contributions:

- a novel operational semantics based on operation streams to capture the essence of the backend of continuous graph processing, where TLO and IOP are unified in one system;
- a frontend asynchronous programming model with a type system to enforce phase distinction;
- a metatheory establishing result determinism in the presence of non-deterministic executions, as well as type soundness;
- mechanized proofs in Coq for the metatheory, available online ¹.

2 MOTIVATING EXAMPLES

In this section, we informally highlight the essential features of CG Calculus through examples. The two examples — one on graph databases and the other on graph analytics — also serve as concrete usage contexts that motivate the rigorous development of CG Calculus. In other words, the expressiveness and correctness of graph databases and graph analytic systems matter.

2.1 Motivating Usage Context 1: Continuous Graph Processing Databases

Graph databases [9, 49, 69] are an important family of databases that rely on structured graphs for data storage.

Example 2.1 (CORESOCIAL in CG Calculus Sugared Syntax). Fig. 2 shows a minimalistic program for maintaining a social network in the form of a graph database. In this sugared syntax, Lines 1-8 are node additions and Lines 9-13 are relationship additions. The remaining lines further consist of a mixture of queries (Lines 15 and 17) and updates (Lines 16, 18, 19, 20). Each graph processing operation — highlighted in blue — is analogous to an API function in the graph database. The (logical) graph after the program reaches Line 13 is shown as the backend of Fig. 1.

The programmer syntax assumed by our calculus is conventional: it consists of standard features encodable by λ calculus, together with graph processing expressions. The runtime representation of the graph is also conventional. A directed graph consists of a sequence of *nodes*, each consisting of a unique identifier (*key*), a value the node carries (*payload*), and a list of keys for its adjacent nodes connected through out-edges (*adjacency list*). In the CORESOCIAL example, the `add` expression at Line 4 adds a node whose key is freshly generated, whose payload is n_{amy} , and whose adjacent list is initialized as an empty sequence. The generated key is returned and bound to name `a`. At Line 9, the `addRelationship` expression updates the adjacent list of node whose payload is n_{cam} with the single sequence that contains the key of the node whose payload is n_{bob} . The functionality of other graph processing expressions should be self-explanatory through their names.

¹anonymous at <https://github.com/anonymous10012/lang.v>

```

1: // node payload values
2: let amy, bob, cam, deb, eve, fred =
    namy, nbob, ncam, ndeb, neve, nfred in
3: // graph construction
4: let a = add amy in
5: let b = add bob in
6: let c = add cam in
7: let d = add deb in
8: let e = add eve in
9: addRelationship c b;
10: addRelationship d c;
11: addRelationship e b;
12: addRelationship e a;
13: addRelationship a e;
14: // dynamic queries and updates
15: let nb = queryNode b in
16: updatePayload a nb;
17: let nb2 = queryNode b in
18: let f = add fred in
19: addRelationship b f;
20: deleteRelationship b f;
21: ...

```

Fig. 2. The CORESOCIAL Application in Pseudocode

```

1: let numSuperSteps = 30 in
2: // keys of interest
3: let keys = ... in
4: let numNodes = length keys in
5: let fPInit = λ(<.; > ·).  $\frac{1}{\text{numNodes}}$  in
6: mapVal fPInit keys;
7: foreach 1..numSuperSteps
8:   let neighborPSums =
9:     [(nk; foldVal fPSum 0 keys)
10:      | nk in keys,
11:      let fPSum = λ(<.; payload; adjlist>).λsum.if nk in adjlist
12:        then payload + sum
13:        else sum] in
14:   foreach (nk; <.; neighborsSum; >) in neighborPSums
15:     let fPG = λ(<.; > ·).  $\frac{0.15}{\text{numNodes}}$  + 0.85 *  $\frac{\text{neighborsSum}}{\text{length adjlist}}$  in
16:     mapVal fPG [nk]

```

Fig. 3. The COREPR Application in Pseudocode (Expressions encodable by λ calculus are liberally used, such as loop at Line 7 and list comprehension at Line 9. A summary of encoded expressions can be found in § 3.1. Notation $_$ represents a name that does not occur in the function body.)

The simple CORESOCIAL example demonstrates that CG Calculus support *dynamic graphs*, i.e., it allows for continuous graph evolution in terms of both node and topology changes.

Beneath the conventional programmer syntax, *asynchronous semantics* is designed for graph operations: the evaluation of a graph operation at the frontend does *not* need to block until the backend database returns the result. Instead, the evaluation places the operation of concern into the operation stream destined for the backend, which we say the operation is *emitted* from now on.

Example 2.2 (Graph Database Processing as Operation Streams). The execution through Line 4-8 emit 5 operations forming an operation stream as [add n_{amy} , add n_{bob} , add n_{cam} , add n_{deb} , add n_{eve}].

Modeling the frontend-backend interaction through asynchronous semantics is not new. Indeed, asynchronous data processing [7, 20, 71] is a classic data processing system design, often justified by the performance impedance mismatch between the application and the underlying system. How to design a programming language with asynchronous semantics is also well understood. CG Calculus follows the same route of futures [27]. For example, the emission of add amy at Line 4 generates a future value, which is subsequently *claimed* at Line 12 *a la* future semantics. In this backdrop, CG Calculus is minimalistic in its support on the frontend, but with a fresh motivation on why asynchronous data processing matters: it enables operation streams and brings in their benefits, e.g., on TLO.

The CORESOCIAL example further shows that CG Calculus supports *dependent operations*: an operation may have an argument referring to the result of an earlier emitted operation.

Example 2.3 (Dependent Operations). Line 15 queries the node b through the queryNode expression. The resulting value is used to update the payload of the node a at Line 16 through the updatePayload expression.

With asynchronous operation processing, dependent operations entail that the dependency is carried into the operation stream and subsequently resolved at the *backend*. To revisit Example 2.3, the execution of Line 15-16 emits both operations into the operation stream. At the *backend*, the

argument of the `updatePayload` expression, a future value, can be claimed upon the completion of processing `queryNode`, without any interaction with the frontend.

2.2 Motivating Usage Context 2: Iterative Graph Analytics

Graph analytics and mining is another important workload for graph processing. These programs have an algorithm-centric core for computing often graph-theoretic properties. Most realistic algorithms involve multiple *iterations*, each of which involves non-trivial computations based on graph payload and topological information. In this section, we use PageRank [8] as an example to describe how CG Calculus can capture the essential behavior of iterative graph analytics. For iterative algorithms such as PageRank, each iteration is often referred to as a *super-step*.

Example 2.4 (COREPR in CG Calculus Sugared Syntax). Fig. 3 presents a 30-super step PageRank algorithm in CG Calculus sugared syntax. Lines 2-4 compute the number of nodes. Lines 5-6 initialize the node payloads. Line 7 iterates over super-steps. Each super-step has two sub-steps. The first sub-step, at Lines 9-11, computes the sum of payload values for each node's in-degree adjacent nodes. The second sub-step, a loop at Lines 12-14, updates each node with a new payload value, by utilizing `fPG`, the core PageRank aggregation function.

This program uses an extensive set of language features (encodable by λ calculus), but the CG Calculus-specific expressions are only two graph processing operations, shown in blue. The `mapVal`-`foldVal` pair should be familiar to MapReduce [15] users and functional programmers. Here, *selective* map/fold is supported: the last argument for the `mapVal` or `foldVal` operation is a list of keys, and the operation will only be applied to nodes whose keys appear in the list. Both operations can inspect the node, and hence the mapping function and (the second argument of) the folding function take in a triple as an argument (recall that a graph node consists of a key, a payload, and its out-edge adjacency list). The `mapVal` operation updates the payload of the node, and the `foldVal` operation folds into a value in the same type of the payload.

Through the lens of CG Calculus, an insight drawn from this example is that an iterative graph analytics program consists of numerous graph processing operations — within a super-step and across super-steps — continuously applied to the graph being analyzed. Just as the CORESOCIAL example in §2.1, the evaluation of a graph processing operation such as `mapVal` or `foldVal` in COREPR does not require the backend graph to complete its processing. Instead, each evaluation at Line 3, Line 6, Line 9, and Line 14, results in emitting a graph processing operation to the operation stream, in the same behavior we described in Example 2.2.

Example 2.5 (Iterative Graph Analytics as Continuous Graph Processing). Assume COREPR is applied to a graph with 2 nodes whose keys are k_1 and k_2 . Its execution through the initial step and the first two super-steps produces the following operation stream:

```
[mapVal fPInit keys,
 foldVal fPSum1,1 0 keys, foldVal fPSum1,2 0 keys, mapVal fPG1,1 [k1], mapVal fPG1,2 [k2],
 foldVal fPSum2,1 0 keys, foldVal fPSum2,2 0 keys, mapVal fPG2,1 [k1], mapVal fPG2,2 [k2]]
```

where $fPSum_{i,j}$ and $fPG_{i,j}$ are the closures of `fPSum` and `fPG` functions in the i^{th} iteration of the loop starting at Line 9 and the j^{th} iteration of the loop starting at Line 12.

2.3 IOP in Continuous Graph Processing

Taking a per-operation view, graph processing can be viewed as a process that reaches the graph nodes one by one following the traversal order (*propagation*), and along the way, computation is performed when the operation reaches the node(s) it is intended for (*realization*). The default

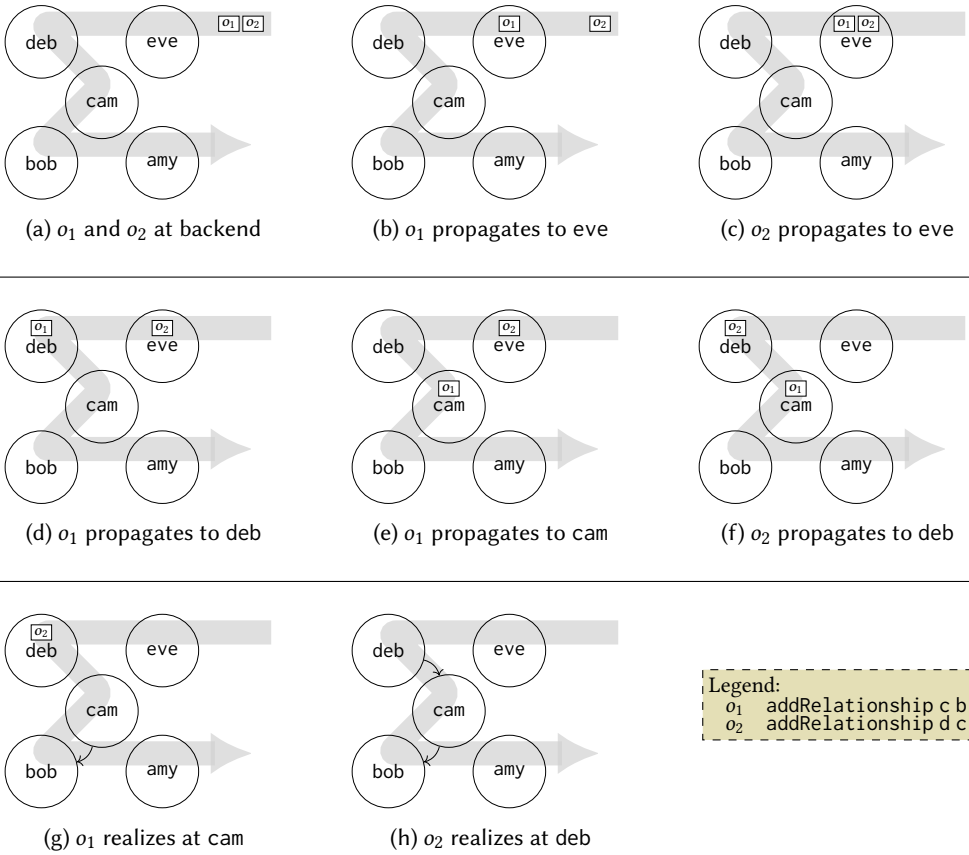


Fig. 4. In-Graph Operation Streams for Fig. 2 Lines 9-10.

“baseline” behavior in graph processing is *eager processing*: the processing of an operation must be completed before another is started.

Example 2.6 (Eager Processing). If one were to apply eager processing for executing Lines 9-10 in Fig. 2, the backend would process o_1 first, traversing through eve and deb, and finally realizing at the latter. After the completion of o_1 , the traversal of the graph may start for o_2 , through nodes eve, deb, and cam.

In contrast, CG Calculus naturally supports “many operations at a time” processing:

Example 2.7 (In-Graph Operation Streams). Fig 4 illustrates 8 runtime configurations of the backend graph for CORESOCIAL in a CG Calculus reduction sequence. The first one coincides with the moment when the processing of Line 1-8 in Fig. 2 is completed, and the operations in Line 9-10 have been emitted but not processed. These two operations o_1 and o_2 flow through the graph nodes following the traversal of eve, deb, cam, bob, amy, in that order. Intuitively, the in-graph stream view entails that the traversal of multiple operations may co-exist: for configurations (b)(c)(d)(e)(f), neither o_1 nor o_2 is completed. In addition, the propagation steps for different operations may intermingle, the first 3 transitions in Fig. 4 are propagation steps for o_1 , o_2 , and o_1 , respectively.

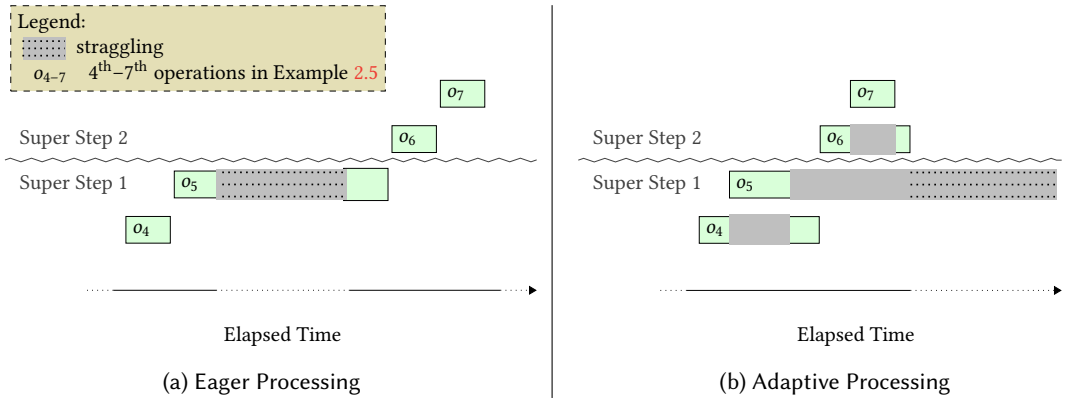


Fig. 5. PageRank Execution with Stragglers

The behavior exhibited in Example 2.7 is *incremental propagation*: the processing of o_1 can be deferred without the need of “rushing” to its realization. When o_1 is deferred, the runtime can process (i.e., either propagate or realize) another operation, such as the later emitted o_2 .

As a general calculus, CG Calculus places no restriction on the “schedule” of operation stream processing: when multiple operations are processed, a *non-deterministic* choice can be made as to which operation should take a step. For example, instead of transitioning from Fig. 4(b) to Fig. 4(c), the program runtime may choose to have o_1 take another propagation step to deb. A data processing system that supports non-deterministic executions and deterministic results — which CG Calculus enjoys — is good news for adaptiveness support, which now illustrate through a straggler example, a classic problem in data processing [48].

Example 2.8 (Super-Step Blending for Straggler Mitigation). Fig. 5 illustrates two timelines of execution of COREPR in the same setting as Example 2.5. We only plot each timeline to start when Line 14 is reached for the first time (the fourth operation in Example 2.5). Due to system resource fluctuations and transient failures, let us assume the processing of operation o_5 may be suspended, becoming a straggler. In Fig. 5a, the slowdown by the straggler delays the beginning of the next super-step. In Fig. 5b however, while the straggler is suspended, operation o_6 in the second super-step may start, intuitively interleaving the two super-steps. The straggling operation will indeed have to eventually complete, but the program is not delayed by its stragging.

Another dimension of IOP support in CG Calculus is *incremental load update*:

Example 2.9 (Incremental Load Update). Suppose the operation at Line 14 is processed at the backend and the node indicated by nk is reached whose payload value is 5. Our calculus will update the payload of the node with expression $fPG\ 5$. The realization step is completed without the need to evaluate $fPG\ 5$ to a value. The intra-node evaluation of the payload expression can be deferred and resumed later non-deterministically. From now on, we informally refer to any expression inside a runtime graph node as a *load*.

It should be made clear that non-deterministic executions are a feature only when they can introduce deterministic results. In other words, a non-deterministic propagation is *not* an arbitrary propagation. In particular, note that the operations in the operation stream form a *chronological order* that indicates the order of emission. It must be preserved (unless TLO rules allows for reordering). This requirement can be understood through an example.

Example 2.10 (Chronological Order Preservation). Let us assume the payload value in `amy` is initially 1, i.e., $n_{amy} = 1$. Operation o_1 is an operation to double the payload of `amy` while o_2 is an operation to add the payload of `amy` by 10. After the two operations are completed, `amy` should have a payload of 12. Should we allow o_2 to “swap” with o_1 , the payload of `amy` would be 22.

2.4 TLO in Continuous Graph Processing

We now revisit the SOCIALCORE example to illustrate the common forms of TLO that CG Calculus supports.

Example 2.11 (In-Graph Operation Batching). Consider Fig. 4(c). Since neither `addRelationship` operation realizes at `eve`, both may propagate in a “batch” to `deb` in one reduction step.

Example 2.12 (In-Graph Operation Reordering). Consider a configuration where three operations at Lines 15-17 in Fig. 2 reach node `deb`. The third operation, `queryNode b`, reads from the node `b` while the second operation writes to node `a`. CG Calculus allows these last two operations to “swap” since they do not operate on the same node.

Example 2.13 (In-Graph Operation Fusing). Consider a configuration where two operations at Lines 19-20 in Fig. 2 both reach node `eve`. CG Calculus allows the `addRelationship` and `deleteRelationship` operations to “cancel out” so that further processing of both is avoided.

Example 2.14 (In-Graph Operation Reusing). Let us follow up on Example 2.12. After swapping, two `queryNode b` operations are adjacent in the operation stream at node `deb`. CG Calculus allows the second instance to immediately return, referencing the return value of the first instance.

An expressive feature of CG Calculus is that TLO optimizations may happen *in-graph*. For example, batching in Example 2.11 happens at node `eve`; reordering and reusing in Example 2.12 at node `deb`; and fusing in Example 2.13 at node `eve`.

In CG Calculus, TLOs are supported through rewriting rules over the operation stream. The principle behind is well known in programming languages: rule-based pattern matching and term rewriting over consecutive (and hence, temporally local) operations. In our calculus, TLOs are applied dynamically. This is aligned with our “open-world” assumption on the usage scenarios in practice: when the program is compiled, the operations may not be statically known yet.

2.5 A Type System for Phase Distinction

The primary goal of CG Calculus type system is to enforce *phase distinction* of operation emission: the backend should not emit an operation for processing while processing another operation. To see why this restriction is important, let us start with a counterexample.

Example 2.15 (Backend Operation Emission). Consider the following program:

```
let k = ... // key of interest
let f = λ(<; payload; >).payload * 2 in
let g = λ(<; payload; >).(mapVal f [k]; payload) in
mapVal g [k];
let h = λ(<; payload; >).payload + 1 in
mapVal h [k]
```

If the operation `mapVal f [k]` inside the body of `g` is emitted *before* the operation `mapVal h [k]` is emitted, the node with key `k` will have its payload value multiplied by 2 and then incremented by 1. If the order is reversed, the payload value will be incremented by 1 and then multiplied by 2.

The root problem is that the evaluation order between a backend-emitted `mapVal` and a frontend-emitted is not always decided upon, a symptom analogous to a race condition. Note that this is

Expressions, Operations, Values		Keys, Nodes, Integers, Names
$e ::= v \mid e e \mid x \mid \text{fix } e$	expression	k key
$\mid K \mid e \oplus e \mid e \ominus e$		$K ::= \text{KL}(\vec{e})$ key list
$\mid N \mid \pi e$		$\mathbb{K} ::= \text{KL}(\vec{K})$ key list value
$\mid \uparrow o \mid \downarrow e$		$N ::= \text{N}(e; e; e)$ node
$o ::= \text{add } e \mid \text{map } e e \mid \text{fold } e e e$	operation	$\mathbb{N} ::= \text{N}(k; n; \mathbb{K})$ node value
$v ::= f \mid k \mid n \mid \mathbb{K} \mid \mathbb{N} \mid \ell$	value	n integer
$f ::= \lambda x : \tau. e$	function	x, y, z name
ℓ	future value/label	$\pi \in \{1, 2, 3\}$ projection index
τ	type (see § 5)	

Fig. 6. Abstract Syntax

fundamentally different from the non-determinism executions (with deterministic results) that CG Calculus does support. Our type system disallows backend operation emission through effect types: for every operation that is emitted from the frontend, we guarantee that its processing does not have the effect of operation emission.

3 CG CALCULUS SYNTAX AND RUNTIME DEFINITIONS

In this section, we provide definitions for CG Calculus, including abstract syntax in § 3.1 and runtime configuration in § 3.2.

Notations. We summarize 3 common structures used in this paper: sequence, set, and mapping. We use notation $[\sigma_1, \sigma_2, \dots, \sigma_m]$ to represent a sequence of $\sigma_1, \dots, \sigma_m$ (in that order) for some $m \geq 0$; we shorthand it as $\vec{\sigma}^m$, or $\vec{\sigma}$ when its length does not matter. We further call σ_1 as the *head element* and σ_m as the *last element*. When $m = 0$, we further represent an empty sequence as $[\]$. Binary operator $\sigma :: \Sigma$ prepend σ to sequence Σ as the head, and binary operator $\Sigma \mathbin{++} \Sigma'$ concatenate Σ and Σ' together. We elide their definitions here. We use notation $\{\sigma_1, \sigma_2, \dots, \sigma_m\}$ to represent a set with elements $\sigma_1, \dots, \sigma_m$ for some $m \geq 0$; we shorthand it as $\vec{\sigma}^m$, or $\vec{\sigma}$ when its length does not matter. When $m = 0$, we further represent an empty set as $\{\ \}$. Common set operators \in , \subseteq , and \cap apply. We overload operator $|\Sigma|$ to compute the length of the sequence Σ , or the size of set Σ .

When a sequence takes the form of $\overrightarrow{\sigma \mapsto \sigma'}^m$ or when a set takes the form of $\overrightarrow{\sigma \mapsto \sigma'}^m$, we call it a *mapping* when $\sigma_1, \dots, \sigma_m$ are distinct. Given M as the aforementioned mapping, we further define $M(\sigma_i)$ as σ'_i for some $1 \leq i \leq m$; $\text{dom}(M)$ as $\vec{\sigma}^m$; and $\text{ran}(M)$ as $\vec{\sigma}'^m$.

We use some common functions of λ calculus, whose definitions we omit. We use $e[v/x]$ to represent substitution of name x with value v for expression e . We use \equiv for term equivalence. We use Id to represent identity function, and \circ for function composition.

3.1 Syntax

Fig. 6 defines the abstract syntax of CG Calculus. It consists of conventional λ calculus features, such as name, abstraction, application, and the fixpoint expression. Features that appeared in the earlier examples but can be encoded by λ calculus, including `if – then – else`, list comprehension, `let – in`, the `;` expression, `foreach`, and arithmetic, are omitted. We choose to include integers explicitly, so that node payload values can be intuitively represented. The additional expressions come in two categories.

Expressions for Graph Structural Support. Both the key list and the node are first-class citizens in our calculus. In the programmer syntax, the former is represented as a sequence and the latter as a triple. To differentiate programming abstractions from meta-level structures, we associate the

Programmer Syntax	Formal Syntax	f
$\langle e; e'; e'' \rangle$	$\mathbf{N}\langle e; e'; e'' \rangle$	
$[e_1, \dots, e_n]$	$\mathbf{KL}\langle [e_1, \dots, e_n] \rangle$	
<code>addRelationship e e'</code>	$\text{map } f \ \mathbf{KL}\langle [e] \rangle$	$\lambda x. \mathbf{N}\langle {}^1x; {}^2x; {}^3x \oplus \mathbf{KL}\langle [e'] \rangle \rangle$
<code>deleteRelationship e e'</code>	$\text{map } f \ \mathbf{KL}\langle [e] \rangle$	$\lambda x. \mathbf{N}\langle {}^1x; {}^2x; {}^3x \ominus \mathbf{KL}\langle [e'] \rangle \rangle$
<code>updatePayload e e'</code>	$\text{map } f \ \mathbf{KL}\langle [e] \rangle$	$\lambda x. \mathbf{N}\langle {}^1x; {}^2e'; {}^3x \rangle$
<code>queryNode e</code>	$\text{fold } f \ \mathbf{N}\langle \cdot; 0; \mathbf{KL}\langle [] \rangle \rangle \ \mathbf{KL}\langle [e] \rangle$	$\lambda x. \lambda y. x$
<code>mapVal e e'</code>	$\text{map } f \ e'$	$\lambda x. \mathbf{N}\langle {}^1x; e \ x; {}^3x \rangle$
<code>foldVal e e' e''</code>	$\text{fold } f \ \mathbf{N}\langle \cdot; e'; \mathbf{KL}\langle [] \rangle \rangle \ e''$	$\lambda x. \lambda y. \mathbf{N}\langle {}^1y; e \ x; {}^2y; {}^3y \rangle$

Table 1. Graph Operations Encodings

key list with an explicit constructor **KL** and the node with constructor **N** in the formal syntax, as shown in Table 1.

Key lists in our calculus play two roles: defining the (ordered) adjacency list of a node, providing as argument for selective mapping and folding. The \oplus and \ominus expressions are binary operators over key lists for their concatenation and subtraction respectively. To assist key list subtraction, we define operator $\vec{k} \setminus \vec{k}'$ as identical to \vec{k} except that every element that appears in \vec{k}' is removed. As we have seen in the COREPR example, each graph node (N) is a triple: a key, a payload expression, and an adjacency list expression. Projection expression πe computes the π -th component of the triple.

Expressions for Graph Operation Lifecycle Support. Two new expressions handle the operation stream at the frontend: operation emission ($\Uparrow o$) and result claim ($\Downarrow e$). To highlight the asynchronous nature of operation processing, each program point of operation emission (or result claim) in the programmer syntax is annotated with a \Uparrow symbol (or \Downarrow symbol) explicitly. For example, Fig. 7 shows how the Lines 14-21 of Fig. 2 can be explicitly annotated with \Uparrow and \Downarrow .

CG Calculus supports 3 core operations: add, map, and fold. The first operation has been used in the CORESOCIAL and COREPR examples. The second and third operations are similar to `mapVal` and `foldVal` in COREPR, except that mapping function in `map` returns a node, and the folding function `fold` is a binary function over nodes. The choice of these 3 operations is a balance between simplicity and expressiveness, with several considerations. First, extensive programming experience with MapReduce has shown that the `map` – `fold` pair is capable of programming a large number of graph analytics algorithms [34, 39]. Second, `map` and `fold` can encode graph database operations, with the encoding of those appearing in the CORESOCIAL example shown in Table 1. Third, `add` is useful for supporting dynamic graphs. Overall, the choice of graph-specific operations may impact on the specific rules for TLO, but is orthogonal to the development of IOP in our calculus.

For operations, we introduce a convenience function \odot that computes the keys of nodes where the operation is intended for realization:

Definition 3.1 (Operation Target). The function $\odot(o)$ computes the *target* of the operation o , defined as \vec{k} if $o = \text{map } f \ \mathbf{KL}\langle \vec{k} \rangle$ or $o = \text{fold } f \ e \ \mathbf{KL}\langle \vec{k} \rangle$. The operator is undefined for `add`.

```
// dynamic queries and updates
let nb =  $\Uparrow$  queryNode  $\Downarrow$  b in
 $\Uparrow$  updatePayload  $\Downarrow$  a  $\Downarrow$  nb;
let nb2 =  $\Uparrow$  queryNode  $\Downarrow$  b in
let f =  $\Uparrow$  add  $\Downarrow$  fred in
 $\Uparrow$  addRelationship  $\Downarrow$  b  $\Downarrow$  f;
 $\Uparrow$  deleteRelationship  $\Downarrow$  b  $\Downarrow$  f;
...
```

Fig. 7. From Programmer Syntax to Formal Syntax: \Uparrow and \Downarrow (Fig. 2 Lines 14-21)

$C ::= \langle B; O; R; e \rangle$	configuration
$B ::= \vec{S}$	backend
$S ::= \langle N; O \rangle$	station
$O ::= \vec{U}$	operation stream/streamlet
$U ::= \frac{\ell \mapsto o}{\vec{}}$	stream unit
$R ::= \ell \xrightarrow{K} v$	result store

Fig. 8. CG Calculus Runtime Definitions

$$\begin{aligned}
& [\langle N \langle k_{eve}; n_{eve}; \mathbf{KL}(\{k_{bob}, k_{amy}\}) \rangle; [[\ell_2 \mapsto o_2]], \\
& \langle N \langle k_{deb}; n_{deb}; \mathbf{KL}(\{k_{cam}\}) \rangle; [[\ell_1 \mapsto o_1]] \rangle, \\
& \langle N \langle k_{cam}; n_{cam}; \mathbf{KL}(\{k_{bob}\}) \rangle; [] \rangle, \\
& \langle N \langle k_{bob}; n_{bob}; \mathbf{KL}(\{\}) \rangle; [] \rangle, \\
& \langle N \langle k_{amy}; n_{amy}; \mathbf{KL}(\{k_{eve}\}) \rangle; [] \rangle
\end{aligned}$$

Fig. 9. A Backend Example of Fig. 4(d) (k_{amy} , k_{bob} , k_{cam} , k_{deb} , k_{eve} are the generated keys corresponding to the nodes with payload values n_{amy} , n_{bob} , n_{cam} , n_{deb} , n_{eve} and ℓ_1 , ℓ_2 are generated labels corresponding to the operations o_1 , o_2)

Values. The values of our languages are functions, node keys, node payloads (integers), key list values, node values, and futures. A future value ℓ is generated when an operation is emitted (§ 2.1), and as we shall see soon, it also serves as the unique label for identifying the operation and its result in backend graph processing. Except for futures, all forms of values are also programs, including keys. To be consistent with real-world data processing, we allow programmers to name a key in their program.

3.2 The Structure of the Runtime

Fig. 8 provides core definitions of the program runtime. A configuration C consists of 4 components: the backend B , the frontend expression e , and two structures that bridge them: the (top-level) operation stream O and the result store R .

The backend is the runtime graph, represented as a sequence of *stations*, each of which consists of a graph node (N) and the operations (O) that have so far propagated to that node. We also call the latter as a *streamlet*. In other words, we represent the in-graph operation stream as the combination of per-station streamlets. An example of the backend in its formal form can be found in Fig. 9. This representation reflects *fine-grained* nature of our support for incremental processing: the operation can propagate to and be deferred at *any node*. Client calculi to CG Calculus can further restrict this most general treatment, e.g., a more implementation-oriented choice where nodes form partitions and streamlets can only be associated with (the first node of) partitions.

Our sequence-based representation of the runtime graph is aligned with existing graph processing (database or analytics) systems, where nodes are generally stored as a sequence, edges are explicitly represented as adjacency information within each node, and graph traversal follows the linear order of nodes (a process often called *scanning* in existing literature). By embracing this representation, our calculus still applies to other more logical representations, e.g., an object graph on the heap, because (depth-first or breadth-first) traversal algorithms can place graph nodes into a sequence in the traversal order. For example, the graph in Fig. 1 could indeed be implemented as a pointer-based graph, but its traversal order still implies a sequence-based representation, following eve, deb, cam, bob, amy.

We formally represent an operation stream/streamlet as a sequence of *stream units* (U), each of which is a sequence of operations. This 2-dimensional representation – instead of a 1-dimensional one – results from batching (§ 2.3), so that each stream unit can be viewed as a “batch.” Observe that we also associate each operation with a unique label (ℓ), and the result of processing the operation is associated with the same label. The label is not only a convenience for correlating the operation and its result, but also serves as the future value of the operation as we explained earlier.

$\mathbb{F} ::= \langle B; O; R; \mathbb{E} \rangle$	<i>frontend context</i>	$\mathbb{E} ::= \bullet \mid \mathbb{E} e \mid v \mathbb{E} \mid \pi \mathbb{E} \mid \text{KL} \langle \vec{k} \dashv\vdash [\mathbb{E}] \dashv\vdash \vec{e} \rangle$	<i>expression context</i>
$\mathbb{B} ::= \langle \bullet; O; R; e \rangle$	<i>backend context</i>	$\mid \text{N} \langle \mathbb{E}; e; e \rangle \mid \text{N} \langle k; \mathbb{E}; e \rangle \mid \text{N} \langle k; n; \mathbb{E} \rangle$	
$\mathbb{T} ::= \mathbb{B}[B \dashv\vdash \bullet \dashv\vdash B]$	<i>task context</i>	$\mid \mathbb{E} \oplus e \mid \mathbb{K} \oplus \mathbb{E} \mid \mathbb{E} \ominus e \mid \mathbb{K} \ominus \mathbb{E}$	
$\mathbb{L} ::= \mathbb{T}[\langle \mathbb{E}; O \rangle]$	<i>load context</i>	$\mid \uparrow \text{add } \mathbb{E} \mid \uparrow \text{map } \mathbb{E} e \mid \uparrow \text{map } f \mathbb{E}$	
$\mid \mathbb{T}[\langle \text{N}; O \dashv\vdash [\ell \mapsto \text{fold } f \mathbb{E} k] :: O \rangle]$		$\mid \uparrow \text{fold } \mathbb{E} e e \mid \uparrow \text{fold } f \mathbb{E} e \mid \uparrow \text{fold } f v \mathbb{E} \mid \downarrow \mathbb{E}$	

Fig. 10. Evaluation Contexts

Each element in the result store takes the form of $\ell \xrightarrow{K} v$, associating result value v with label ℓ . The additional K is called a *residual target*. If any key in the target key list of an operation cannot be found during processing, it will be kept as the residual target in the result store.

The following definitions highlight the different access patterns of the operation stream and the result store: whereas order does not matter for the latter, it clearly matters for the former (recall § 2.3):

Definition 3.2 (Operation Stream Addition and Result Store Addition). The \blacktriangleleft operator appends a stream unit to the configuration, the \blacktriangleleft operator appends a stream unit to a non-empty backend, and the \blacktriangleleft operator adds results to the configuration:

$$\begin{aligned}
\langle B; O; R; e \rangle \blacktriangleleft U &\triangleq \langle B; O \dashv\vdash [U]; R; e \rangle \\
\langle N; O \rangle :: B \blacktriangleleft U &\triangleq \langle N; O \dashv\vdash [U] \rangle :: B \\
\langle B; O; R; e \rangle \blacktriangleleft R' &\triangleq \langle B; O; R' \cup R; e \rangle
\end{aligned}$$

The head element in the operation stream represents the earliest-emitted element in the stream, and the last element represents the latest-emitted element. The definition above says that any addition to an operation stream — be it a top-level operation stream or a streamlet — must be *appended*. As we shall see in the operational semantics, any *removal* from the operation stream will be from the head. It is through this consistent access pattern that the chronological order of the operations is preserved in our semantics.

4 CG CALCULUS OPERATIONAL SEMANTICS

In this section, we define the behavior of continuous graph processing spanning the frontend and the backend. The main reduction system is presented in § 4.1. The semantics of TLO is an independent system that bridges with the main system via one reduction rule, whose details are in § 4.2.

4.1 Semantics for Continuous Graph Processing

Reduction relation $C \rightarrow C'$ in Fig. 11 says that configuration C one-step reduces to configuration C' . We use \rightarrow^* to represent the reflexive and transitive closure of \rightarrow . Evaluation contexts play an important role in defining the semantics of CG Calculus, whose definitions appear in Fig. 10. For the convenience of our discussion, we classify \rightarrow reduction into 4 forms, based on *where* a reduction happens.

1) *Frontend Reduction.* Rules with the \mathbb{F} evaluation context enable reductions that happen on the frontend. The pair of EMIT and CLAIM rules define the behavior of asynchronous operation processing at the frontend, with the former placing an operation on the top-level operation stream, and the latter reading from the result store. The definition here follows future semantics, where the fresh label in EMIT is the future value. We say an operation is *emittable* if all of its arguments are

$$\begin{array}{c}
\text{EMIT} \frac{\ell \text{ fresh}}{\mathbb{F}[\uparrow \omega] \rightarrow \mathbb{F}[\ell] \triangleleft [\ell \mapsto \omega]} \quad \text{CLAIM} \frac{\mathbb{F}[\Downarrow \ell] = \langle B; O; R; e \rangle}{\mathbb{F}[\Downarrow \ell] \rightarrow \mathbb{F}[R(\ell)]} \quad \text{BETA} \frac{}{\mathbb{F}[\lambda x.e] v \mapsto \mathbb{F}[e[v/x]]} \\
\\
\text{NODE} \frac{N = \mathbf{N}\langle v_1; v_2; v_3 \rangle}{\mathbb{F}[\pi N] \rightarrow \mathbb{F}[v_\pi]} \quad \text{KSA} \frac{}{\mathbb{F}[\mathbf{KL}\langle \vec{k} \rangle \oplus \mathbf{KL}\langle \vec{k}' \rangle] \rightarrow \mathbb{F}[\mathbf{KL}\langle \vec{k} \mathbf{++} \vec{k}' \rangle]} \\
\\
\text{KSS} \frac{}{\mathbb{F}[\mathbf{KL}\langle \vec{k} \rangle \ominus \mathbf{KL}\langle \vec{k}' \rangle] \rightarrow \mathbb{F}[\mathbf{KL}\langle \vec{k} \setminus \vec{k}' \rangle]} \quad \text{MAP} \frac{\begin{array}{l} k \in \vec{k}_1 \quad o_i = \text{map } f \mathbf{KL}\langle \vec{k}_i \rangle \text{ for } i = 1, 2 \\ N_1 = \mathbf{N}\langle k; e; e' \rangle \quad N_2 = \mathbf{N}\langle k; {}^2(f N_1); {}^3(f N_1) \rangle \quad \vec{k}_2 = \vec{k}_1 \setminus k \end{array}}{\mathbb{T}[\langle N_1; [\ell \mapsto o_1] :: O \rangle] \rightarrow \mathbb{T}[\langle N_2; [\ell \mapsto o_2] :: O \rangle]} \\
\\
\text{FOLD} \frac{\begin{array}{l} k \in \vec{k}_1 \\ o_i = \text{fold } f \ e_i \ \mathbf{KL}\langle \vec{k}_i \rangle \text{ for } i = 1, 2 \quad N = \mathbf{N}\langle k; e'; e'' \rangle \quad e_2 = f \ N \ e_1 \quad \vec{k}_2 = \vec{k}_1 \setminus k \end{array}}{\mathbb{T}[\langle N; [\ell \mapsto o_1] :: O \rangle] \rightarrow \mathbb{T}[\langle N; [\ell \mapsto o_2] :: O \rangle]} \\
\\
\text{PROP} \frac{\begin{array}{l} k \notin \bigcup_{o \in \text{ran}(U)} \odot(o) \quad B_i = [\langle \mathbf{N}\langle k; e'; O_i \rangle; O_i \rangle] \text{ for } i = 1, 2 \quad O_1 = U :: O_2 \end{array}}{\mathbb{T}[B_1 \mathbf{++} B] \rightarrow \mathbb{T}[B_2 \mathbf{++} (B \triangleleft U)]} \\
\\
\text{COMPLETE} \frac{\begin{array}{l} B_i = [\langle N; O_i \rangle] \text{ for } i = 1, 2 \quad O_1 = [\ell \mapsto o] :: O_2 \quad \odot(o) = \{ \} \end{array}}{\mathbb{T}[B_1] \rightarrow \mathbb{T}[B_2] \triangleleft [\odot \ell \mapsto o]} \\
\\
\text{LAST} \frac{\mathbb{T} = B \mathbf{++} \bullet \quad N = \mathbf{N}\langle k; e; e' \rangle \quad k \notin \odot(o)}{\mathbb{T}[\langle N; \ell \mapsto o :: O \rangle] \rightarrow \mathbb{T}[\langle N; O \rangle] \triangleleft [\odot \ell \mapsto o]} \quad \text{OPT} \frac{\begin{array}{l} B_i = [\langle N; O \mathbf{++} O_i \mathbf{++} O' \rangle] \text{ for } i = 1, 2 \quad O_1 \rightsquigarrow O_2, R \end{array}}{\mathbb{T}[B_1] \rightarrow \mathbb{T}[B_2] \triangleleft R} \\
\\
\text{LOAD} \frac{\mathbb{L}[e] = \langle B; O; R; e'' \rangle \quad \langle []; []; R; e \rangle \rightarrow \langle []; []; R; e' \rangle}{\mathbb{L}[e] \rightarrow \mathbb{L}[e']} \quad \text{EMPTY} \frac{o \neq \text{add } n}{\langle []; [\ell \mapsto o] :: O; R; e \rangle \rightarrow \langle []; O; \{ \odot \ell \mapsto o \} \cup R; e \rangle} \\
\\
\text{FIRST} \frac{o \neq \text{add } n}{\langle B; [\ell \mapsto o] :: O; R; e \rangle \rightarrow \langle B \triangleleft [\ell \mapsto o]; O; R; e \rangle} \\
\\
\text{ADD} \frac{k \text{ fresh}}{\langle B; [\ell \mapsto \text{add } n] :: O; R; e \rangle \rightarrow \langle \mathbf{N}\langle k; n; \mathbf{KL}\langle [] \rangle \rangle :: B; O; \{ \ell \xrightarrow{\mathbf{KL}\langle [] \rangle} k \} \cup R; e \rangle}
\end{array}$$

Fig. 11. CG Calculus Operational Semantics

values, which we represent as metavariable ω :

$$\omega ::= \text{add } n \mid \text{map } f \ K \mid \text{fold } f \ v \ K$$

Both nodes and key lists as first-class citizens can be constructed at the frontend. A node may be eliminated through **NODE**. Key list concatenation and subtraction are supported are defined through **KSA** and **KSS** respectively. The rest of the frontend computation is enabled by **BETA**, in a call-by-value style.

2) In-Graph Task Reduction. On the backend, in-graph processing may either be enabled by a *task reduction* and a *load reduction*, the first of which we describe now. Rules with the \mathbb{T} evaluation context enable reductions that perform a *task*, i.e., a step on operation processing.

The task that “drives” the data processing at the backend is propagation, an instance of **PROP**. A step of operation propagation involves two consecutive stations in the runtime graph. The

reduction removes the *head* element (the oldest element) from the the streamlet of the first station, and places it to the *last* element (the youngest element) of the streamlet in the second station. It is important to observe that the selection of redex for propagation is non-deterministic according to the definition of \mathbb{T} . In other words, propagation may happen between any adjacent two stations in the runtime graph. Furthermore, observe that PROP supports batched propagation: the unit for propagation may contain more than one operation. We will defer this discussion to § 4.2, when batching is formally defined.

The realizations of `map` and `fold` are defined by `MAP` and `FOLD`, over a single station as the redex. The task reduction for `map` realization happens when the key of the redex is included in the target key list, the second argument of the `map` operation. It further applies the mapping function (the first argument) to the current node, which computes a new node to update the current node. Following the convention in graph processing, our calculus does not allow a `map` operation to update the key of the node: even though the node payload and the graph topology can be changed in dynamic graphs, keys as unique identifiers of nodes do not change. This is ensured in `MAP` by updating only the second and third components of the node based on the computation of the mapping function, while preserving the key. Similar to `map`, a task reduction for `fold` realization happens when the key of the redex is included in its target key list (the third argument). The folding function is applied to the current node and the base-case expression, whose resulting expression becomes the base-case expression for further propagation. Both `MAP` and `FOLD` demonstrate the incremental nature of load update (recall § 2.3): when being applied, the `map` operation does not immediately evaluate the resulting payload expression or adjacency list expression to a value; similarly, the `fold` operation does not immediately evaluate the application of the folding function.

As the target of `map` and `fold` operations may contain multiple keys, completing each operation may involve multiple realizations. That said, both `MAP` and `FOLD` are defined over one station only. This is possible because the targets of these operations are updated “as they go”: after the operation is realized at a node of key k , the operation is placed back to its streamlet of the current station, except that its target no longer contains k . When the target of the `map` (or `fold`) operation contains multiple keys, its processing is “incremental”: the processing consists of many PROP steps occasionally interposed by `MAP` (or `FOLD`) steps. We will show an example of this incremental process shortly, in Example 4.1.

Finally, `COMPLETE` and `LAST` are a pair of rules to “wrap up” the processing of an operation. The former captures the case when a `map` or `fold` operation is successfully realized over every node defined by its target. The latter represents the case when the last node is reached in the graph. In both cases, the \circlearrowleft operator computes the result to be placed to the result store:

$$\circlearrowleft \ell \mapsto \omega \triangleq \begin{cases} \ell \xrightarrow{K} 0 & \text{if } \omega = \text{map } f \ K \\ \ell \xrightarrow{K} v & \text{if } \omega = \text{fold } f \ v \ K \end{cases}$$

For a completed `map` operation, we return the default value of 0. For the `fold` operation, we return its incrementally updated base-case value. We further place the residual target key list to the result store, i.e., the remaining keys in the operation target key list of `map` or `fold` while the operation has reached the last node.

A quick case analysis can reveal that each task reduction only involves at most two consecutive stations in the station sequence (PROP), and often one station only (MAP, FOLD, COMPLETE, LAST, or OPT). In other words, both task reductions exhibit *local* behaviors.

3) *In-Graph Load Reduction*. On the backend, the other form of in-graph processing is a *load reduction*, enabled by `LOAD`. Unlike task reductions that process *operations*, load reductions process

data. What constitutes a data *load* is evident by an inspection on the \mathbb{L} evaluation context, whose fulfilling redex we call a *load expression*: (i) the graph node inside a station, or (ii) the base-case argument (the second argument) of a fold operation in the streamlet of a node.

As revealed by **LOAD**, a load reduction depends on a frontend reduction: the premise of the rule is a reduction over a configuration whose backend and top-level operation stream are both set to $\{\}$, *de facto* only allowing for a frontend reduction. Intuitively, this means we consider every load expression forms its own runtime with a trivial configuration that has no backend graph or operation stream. This simplifies our definition because a load reduction can thus depend on a **BETA**, **NODE**, or **CLAIM** reduction, effectively allowing the reductions they represent to happen at the backend of graph processing. The last case is especially important, in that it enables a dependent operation to claim its argument in the form of a future, while processing at the backend (recall § 2.1).

Before we move on, let us illustrate the behavior of task and load reductions, especially on how a propagation step, a realization step, and a load reduction step interleave with each other, through an example:

Example 4.1 (Incremental Folding). Consider a configuration where the backend consists of two stations, with nodes N_1 and N_2 , and a fold operation has been propagated to the first station. The operation has a folding function f representing a function which sums up the payloads of all target nodes (this is a simplified version of the **COREPR** example), and a target key list of $\mathbf{KL}\langle[k_1, k_2]\rangle$. The following is one reduction sequence which ends in the fold being completed:

$$\begin{array}{lll}
& \langle\{N_1; [\ell \mapsto \text{fold } f \ N_0 \ \mathbf{KL}\langle[k_1, k_2]\rangle]\rangle, & \langle N_2; [] \rangle; []; \quad \{\}; e \\
(\text{FOLD}) \rightarrow & \langle\{N_1; [\ell \mapsto \text{fold } f \ (f \ N_1 \ N_0) \ \mathbf{KL}\langle[k_2]\rangle]\rangle, & \langle N_2; [] \rangle; []; \quad \{\}; e \\
(\text{PROP}) \rightarrow & \langle\{N_1; []\}, & \langle N_2; [\ell \mapsto \text{fold } f \ (f \ N_1 \ N_0) \ \mathbf{KL}\langle[k_2]\rangle]\rangle; []; \quad \{\}; e \\
(\text{FOLD}) \rightarrow & \langle\{N_1; []\}, & \langle N_2; [\ell \mapsto \text{fold } f \ (f \ N_2 \ (f \ N_1 \ N_0)) \ \mathbf{KL}\langle[]\rangle]\rangle; []; \quad \{\}; e \\
(\text{LOAD}) \rightarrow^* & \langle\{N_1; []\}, & \langle N_2; [\ell \mapsto \text{fold } f \ N'_0 \ \mathbf{KL}\langle[]\rangle]\rangle; []; \quad \{\}; e \\
(\text{LAST}) \rightarrow & \langle\{N_1; []\}, & \langle N_2; [] \rangle; []; \{\ell \xrightarrow{\mathbf{KL}\langle[]\rangle} N'_0\}; e
\end{array}$$

where $N_i = \mathbf{N}\langle k_i; i; \mathbf{KL}\langle[]\rangle \rangle$ for $i = 0, 1, 2$ and $N'_0 = \langle k_0; 3; \mathbf{KL}\langle[]\rangle \rangle$.

4) *To-Graph Reduction*. The three rules that capture the behavior at the boundary of the top-level operation stream and the graph are simple. **EMPTY** considers the bootstrapping case where the graph so far contains no nodes. If the operation is a map or fold operation, a result is immediately returned. **FIRST** removes the head element from the top-level operation stream, and places it as the last element of the streamlet associated with the first node.

According to **ADD**, a new node is created with a freshly generated key. In CG Calculus we adopt a simple design for node addition: they are always placed at the beginning of the graph station sequence. This can be seen in **ADD**. It also explains why an add reduction is a to-graph reduction not an in-graph one.

4.2 Temporal Locality Optimization

The **OPT** rule bridges the main reduction relation (\rightarrow) with the \rightsquigarrow relation, which incarnates different forms of temporal locality optimization. Defined in Fig. 12, the $O \rightsquigarrow O', R$ relation says that operation stream O reduces to operation stream O' in one step, while producing result R .

TLO-BATCH and **TLO-UNBATCH** allow units in the in-graph operation streams to be batched and unbatched. As the **OPT** rule can be applied over the streamlet in any station, batching and unbatching may happen in-graph at an arbitrary station.

While operations propagate through the graph, **TLO-BATCH** and **TLO-UNBATCH** can be flexibly applied. The reader may notice that many task reduction rules, such as **MAP** and **FOLD**, are defined

		$O \rightsquigarrow O, R$
TLO-BATCH	$[U, U'] \rightsquigarrow [U \mathbf{++} U'], \{\}$	
TLO-UNBATCH	$[U_1 \mathbf{++} U_2] \rightsquigarrow [U_1, U_2], \{\}$	if $U_i \neq []$ for $i = 1, 2$
TLO-REORDERD	$[[\ell_1 \mapsto o_1], [\ell_2 \mapsto o_2]] \rightsquigarrow [[\ell_2 \mapsto o_2], [\ell_1 \mapsto o_1]], \{\}$	if $\odot(o_1) \cap \odot(o_2) = \{\}$
TLO-REORDERRR	$[[\ell_1 \mapsto o_1], [\ell_2 \mapsto o_2]] \rightsquigarrow [[\ell_2 \mapsto o_2], [\ell_1 \mapsto o_1]], \{\}$	if $o_i = \text{fold } f_i \ e_i \ k_i$ for $i = 1, 2$
TLO-REORDERRW	$[[\ell_1 \mapsto \text{map } f_1 \ \mathbf{KL}\langle \vec{k}_1 \rangle], \rightsquigarrow [[\ell_2 \mapsto \text{fold } (f_2 \overset{\vec{k}_1}{\circ\circ} f_1) \ e \ k_2],$ $[\ell_2 \mapsto \text{fold } f_2 \ e \ k_2]] \quad [\ell_1 \mapsto \text{map } f_1 \ \mathbf{KL}\langle \vec{k}_1 \rangle], \{\}$	
TLO-FUSEM	$[[\ell_1 \mapsto \text{map } f_1 \ k], \rightsquigarrow [[\ell_1 \mapsto \text{map } (f_2 \circ f_1) \ k],$ $[\ell_2 \mapsto \text{map } f_2 \ k]] \quad \{\ell_2 \xrightarrow{\mathbf{KL}\langle \mathbb{I} \rangle} 0\}$	if $(f_2 \circ f_1) \neq \text{Id}$
TLO-FUSEMID	$[[\ell_1 \mapsto \text{map } f_1 \ k], \rightsquigarrow [],$ $[\ell_2 \mapsto \text{map } f_2 \ k]] \quad \{\ell_1 \xrightarrow{\mathbf{KL}\langle \mathbb{I} \rangle} 0, \ell_2 \xrightarrow{\mathbf{KL}\langle \mathbb{I} \rangle} 0\}$	if $(f_2 \circ f_1) \equiv \text{Id}$
TLO-REUSE	$[[\ell_1 \mapsto \text{fold } f \ e \ \mathbf{KL}\langle \vec{k}_1 \rangle], \rightsquigarrow [[\ell_1 \mapsto \text{fold } f \ e \ \mathbf{KL}\langle \vec{k}_1 \rangle],$ $[\ell_2 \mapsto \text{fold } f \ e \ \mathbf{KL}\langle \vec{k}_2 \rangle]] \quad [\ell_2 \mapsto \text{fold } f \ (\Downarrow \ell_1) \ \mathbf{KL}\langle \vec{k}_2 \setminus \vec{k}_1 \rangle], \{\}$	if $\vec{k}_1 \subseteq \vec{k}_2,$ if f is commutative

Fig. 12. Temporal Locality Optimization

with a singleton stream unit (batch). This is because any batched stream unit can be unbatched first via TLO-UNBATCH, realized, and then batched again via TLO-BATCH for further propagation.

Reordering is supported by three rules. TLO-REORDERD says that two operations with disjoint target key lists can be reordered in the operation stream (without having any impact on the result).

Example 4.2 (Operation Reordering). Imagine we have two mapping operations which target two lists of disjoint keys: $\ell \mapsto \text{map } e \ \mathbf{KL}\langle [k_1, k_2] \rangle$ and $\ell' \mapsto \text{map } e' \ \mathbf{KL}\langle [k_3, k_4] \rangle$. According to TLO-REORDERD, they may be swapped.

TLO-REORDERRR says that two fold operations can be reordered, as both are “read” in nature. Finally, TLO-REORDERRW shows a map operation and a fold operation may still be reordered even if they have overlapping targets. The insight behind is that a fold can “skip ahead” of a map if the former alters its folding function as applying the mapping function of the latter first. This rule relies on a helper operator for composing a mapping function and a folding function together, where $f \overset{\vec{k}}{\circ\circ} f'$ is defined as $\lambda x. \lambda y. f \ (\text{if } ^1x \in \vec{k} \ \text{then } f' \ x \ \text{else } x) \ y$.

We support operation fusion with two rules. In TLO-FUSEM, two map operations with identical target key lists can be fused into a single operation by composing their mapping functions. A special case of map-map fusion is illustrated in TLO-FUSEMID, where two mapping functions compose to one equivalent to the identity function. In that case, both operations can be removed all together from the operation streams: they “cancel out” on each other.

Example 4.3 (Map-Map Fusion). Consider the pair of operations `addRelationship b f` and `deleteRelationship b f` from Fig. 2. In Example 2.13, it was discussed that the two may cancel each other out. Formally, this is demonstrated by the rule TLO-FUSEMID, with the composition of the two mapping functions as follows being equivalent to the identity function:

$$(\lambda x. \mathbf{N}\langle ^1x; ^2x; ^3x \ominus \mathbf{KL}\langle [k_{\text{fred}}] \rangle \rangle) \circ (\lambda x. \mathbf{N}\langle ^1x; ^2x; ^3x \oplus \mathbf{KL}\langle [k_{\text{fred}}] \rangle \rangle)$$

$$\begin{array}{c}
\tau ::= \text{int} \mid \text{key} \mid \text{future}[\tau] \mid \text{kl} \mid \text{node} \mid \tau \xrightarrow{\varepsilon} \tau \\
\varepsilon ::= \top \mid \text{F} \\
\Gamma ::= x : \tau
\end{array}
\begin{array}{c}
\text{type} \\
\text{emittability} \\
\text{typing environment}
\end{array}$$

$$\begin{array}{c}
\text{T-INT } \Gamma \vdash n : \text{int} \setminus \text{F} \qquad \text{T-KEY } \Gamma \vdash k : \text{key} \setminus \text{F} \qquad \text{T-KS } \frac{\Gamma \vdash e : \text{key} \setminus \varepsilon}{\Gamma \vdash \text{KL}(\overline{e}) : \text{kl} \setminus \bigvee \overline{\varepsilon}} \\
\text{T-NODE } \frac{\Gamma \vdash e : \text{key} \setminus \varepsilon \quad \Gamma \vdash e' : \text{int} \setminus \varepsilon' \quad \Gamma \vdash e'' : \text{kl} \setminus \varepsilon''}{\Gamma \vdash \text{N}(e; e'; e'') : \text{node} \setminus (\varepsilon \vee \varepsilon' \vee \varepsilon'')} \qquad \text{T-VAR } \Gamma \vdash x : \Gamma\{x\} \setminus \text{F} \\
\text{T-CLAIM } \frac{\Gamma \vdash e : \text{future}[\tau] \setminus \varepsilon}{\Gamma \vdash \Downarrow e : \tau \setminus \varepsilon} \qquad \text{T-ENODE1 } \frac{\Gamma \vdash e : \text{node} \setminus \varepsilon}{\Gamma \vdash {}^1 e : \text{key} \setminus \varepsilon} \qquad \text{T-ENODE2 } \frac{\Gamma \vdash e : \text{node} \setminus \varepsilon}{\Gamma \vdash {}^2 e : \text{integer} \setminus \varepsilon} \\
\text{T-ENODE3 } \frac{\Gamma \vdash e : \text{node} \setminus \varepsilon}{\Gamma \vdash {}^3 e : \text{kl} \setminus \varepsilon} \qquad \text{T-KSA } \frac{\Gamma \vdash e : \text{kl} \setminus \varepsilon \quad \Gamma \vdash e' : \text{kl} \setminus \varepsilon'}{\Gamma \vdash e \oplus e' : \text{kl} \setminus (\varepsilon \vee \varepsilon')} \qquad \text{T-KSS } \frac{\Gamma \vdash e : \text{kl} \setminus \varepsilon \quad \Gamma \vdash e' : \text{kl} \setminus \varepsilon'}{\Gamma \vdash e \ominus e' : \text{kl} \setminus (\varepsilon \vee \varepsilon')} \\
\text{T-ADD } \frac{\Gamma \vdash e : \text{int} \setminus \varepsilon}{\Gamma \vdash \Uparrow \text{add } e : \text{future}[\text{key}] \setminus \top} \qquad \text{T-MAP } \frac{\Gamma \vdash e : \text{node} \xrightarrow{\text{F}} \text{node} \setminus \varepsilon \quad \Gamma \vdash e' : \text{kl} \setminus \varepsilon'}{\Gamma \vdash \Uparrow \text{map } e e' : \text{future}[\text{int}] \setminus \top} \\
\text{T-FOLD } \frac{\Gamma \vdash e : \text{node} \xrightarrow{\text{F}} \text{node} \xrightarrow{\text{F}} \text{node} \setminus \varepsilon \quad \Gamma \vdash e' : \text{node} \setminus \varepsilon' \quad \Gamma \vdash e'' : \text{kl} \setminus \varepsilon''}{\Gamma \vdash \Uparrow \text{fold } e e' e'' : \text{future}[\text{node}] \setminus \top} \qquad \text{T-ABS } \frac{\Gamma \dashv\vdash [x : \tau] \vdash e : \tau' \setminus \varepsilon}{\Gamma \vdash \lambda x : \tau. e : \tau \xrightarrow{\varepsilon} \tau' \setminus \text{F}} \\
\text{T-APP } \frac{\Gamma \vdash e : \tau \xrightarrow{\varepsilon} \tau' \setminus \varepsilon' \quad \Gamma \vdash e' : \tau \setminus \varepsilon''}{\Gamma \vdash e e' : \tau' \setminus (\varepsilon \vee \varepsilon' \vee \varepsilon'')} \qquad \text{T-FIX } \frac{\Gamma \vdash e : \tau \xrightarrow{\varepsilon} \tau \setminus \varepsilon'}{\Gamma \vdash \text{fix } e : \tau \setminus (\varepsilon \vee \varepsilon')}
\end{array}$$

Fig. 13. CG Calculus Type System

Finally, TLO-REUSE demonstrates the idea behind reusing. Observe here that the targets of the two fold operations form a subsetting relationship. With this rule, the second fold operation does not need to “redo” the computation that is to be carried out by the first fold. The algebraic requirement of commutativity should become clear through one counterexample.

Example 4.4 (Reuse in the Presence of Non-Commutative Folding Functions). Consider the following configuration with two nodes and two delayed operations:

$$\langle \langle N_1; [[\ell \mapsto \text{fold } f N_0 \text{KL}\langle [k_2] \rangle], [\ell' \mapsto \text{fold } f N_0 \text{KL}\langle [k_1, k_2, k_3] \rangle]] \rangle, \langle N_2; [] \rangle; []; \{ \}; 0 \rangle$$

where $f = \lambda x. \lambda y. \text{N}\langle {}^1 y; {}^2 x - {}^2 y; {}^3 y \rangle$, $N_i = \text{N}\langle k_i; i; \text{KL}\langle [] \rangle \rangle$ for $i = 0, 1, 2$. Without any TLO, we know ℓ' eventually should compute to $\text{N}\langle k_0; 1; \text{KL}\langle [] \rangle \rangle$. If TLO-REUSE were applied (ignoring the commutativity requirement on f), the configuration would one-step reduce to

$$\langle \langle N_1; [[\ell \mapsto \text{fold } f N_0 \text{KL}\langle [k_2] \rangle], [\ell' \mapsto \text{fold } f (\Downarrow \ell) \text{KL}\langle [k_1, k_3] \rangle]] \rangle, \langle N_2; [] \rangle; []; \{ \}; 0 \rangle$$

which would compute an incorrect value $\text{N}\langle k_0; -1; \text{KL}\langle [] \rangle \rangle$ for ℓ' .

Our TLO support aims at demonstrating its principles behind, and its role in constructing continuous graph processing. Despite the diversity of TLOs — from batching, reordering, fusing, to reusing — they all share the spirit of “short-circuiting” the operation(s) before they are fully realized, leading to reduced need for computation.

5 CG CALCULUS TYPE SYSTEM

Fig. 13 defines a type system for CG Calculus, where typing judgement $\Gamma \vdash e : \tau \setminus \varepsilon$ says that given typing environment Γ , expression e has type τ with *emittability* ε . Metavariable ε ranges over booleans, where a true value (T) indicates the expression may emit an operation whereas a false value (F) indicates it must not. Operator $\Gamma\{x\}$ is defined as τ where $x' : \tau$ is the right most occurrence in Γ such that $x = x'$.

Types are either a key type *key*, a payload type *int*, a key list type *kl*, a node type *node*, a future type *future*[τ] where τ is the type of the result represented by the future, or a function type $\tau \xrightarrow{\varepsilon} \tau$. In the last form, emittability $\xrightarrow{\varepsilon}$ is the effect of the function, which we will explain next. When a function has type $\tau \xrightarrow{T} \tau$, we informally say that the function is *latently emittable*.

5.1 Phase Distinction

The primary goal of the type system is to enforce phase distinction: whereas the evaluation of an expression at the frontend is unrestricted, the evaluation at the backend cannot lead to an operation emission. We establish phase distinction through a type-and-effect system. Observe that an operation emission could only happen at the backend if the functions that serve as the arguments of operations were latently emittable. As a result, the key to enforcing phase distinction is to make sure these arguments are not latently emittable. Note that in our type system, both T-MAP and T-FOLD ensure that their argument functions – be it the mapping function or the folding function – have function types that are not latently emittable.

The majority of the rules in the type system address the emittability of an expression. Predictably, T-ADD, T-MAP, T-FOLD all have the emittability of T. Emittability is disjunctive, as shown in rules such as T-APP, T-NODE, and T-KS. To revisit Example 2.15, the program will not type check, because expression `mapVal g [k]` would violate phase distinction.

Beyond emittability, our type system also performs sanity checks to ensure the types of operation arguments match that of the graph node representation. For example, the first argument of the fold operation has type $\text{node} \xrightarrow{F} \text{node} \xrightarrow{F} \text{node}$, which says that the function is a binary function over nodes.

5.2 Runtime Typing

Our type system can be implemented either as a static system or a dynamic system. The former is useful with the “closed world” assumption: the entire processing operations are known before the program starts. The latter is more appropriate with the “open world” (see Sec. 3.1), where the forms of operations and their arguments may not be known until run time. In this section, we define runtime typing in Fig. 14. (For static typing, the runtime typing rules are useful for the proof.) Judgment $\Gamma \vdash_c C : \tau \setminus \varepsilon$ says configuration C has type τ with emittability ε under typing environment Γ . To support runtime typing of future values, we further extend the typing environment to include the form of $\ell : \tau$, and further introduce future value typing as follows:

$$\text{T-FUTURE } \Gamma \vdash \ell : \Gamma\{\ell\}$$

Configuration typing is defined in RT-CONFIGURATION. It requires all keys in the graph to be distinct, and all future labels are distinct. A well-typed configuration must ensure (i) all values in the result store are well-typed; (ii) the backend graph runtime is well-typed; (iii) all operations in the top-level operation stream are well-typed; and finally (iv) the frontend expression is well typed. Backend graph runtime typing is defined by judgment $\Gamma \vdash_b B : \Gamma'$, which says that backend graph B is well-typed under typing judgment Γ , and all future values in the graph are also well-typed as

$$\begin{array}{c}
\text{RT-CONFIGURATION} \frac{B = \overrightarrow{\langle N \langle k; e'; e'' \rangle; O' \rangle}^m \quad k_1, \dots, k_m \text{ are all distinct} \quad \frac{\text{dom}(O), \text{dom}(R), \text{dom}(O'_1), \dots, \text{dom}(O'_m) \text{ are all distinct} \quad R = \ell \xrightarrow{\vec{k}} v}{\Gamma \vdash v : \tau \setminus \vec{F} \quad \Gamma \dashv\vdash \ell : \tau \vdash_b B : \Gamma' \quad \Gamma' \vdash_o O : \Gamma'' \quad \Gamma'' \vdash e : \tau' \setminus \varepsilon}}{\Gamma \vdash_c \langle B; O; R; e \rangle : \tau' \setminus \varepsilon}}
\\
\\
\text{RT-GRAPH} \frac{\Gamma \vdash_d \langle N; O \rangle : \Gamma' \quad \Gamma \dashv\vdash \Gamma' \vdash_b B : \Gamma''}{\Gamma \vdash_b B \dashv\vdash \langle N; O \rangle : \Gamma''} \qquad \text{RT-GRAPHEMPTY} \frac{}{\Gamma \vdash_b [] : \Gamma}
\\
\\
\text{RT-STATION} \frac{\Gamma \vdash e : \text{key} \setminus \vec{F} \quad \Gamma \vdash e' : \text{int} \setminus \vec{F} \quad \Gamma \vdash e'' : \text{kl} \setminus \vec{F} \quad \Gamma \vdash_o O : \Gamma'}{\Gamma \vdash_d \langle N \langle e; e'; e'' \rangle; O \rangle : \Gamma'} \qquad \text{RT-STREAM} \frac{\Gamma \vdash_u U_1 \dashv\vdash \dots \dashv\vdash U_n : \Gamma'}{\Gamma \vdash_o \vec{U} : \Gamma'}
\\
\\
\text{RT-STREAMUNIT} \frac{\Gamma \vdash \uparrow o : \tau \setminus \vec{F} \quad \Gamma \dashv\vdash [\ell : \tau] \vdash_u U : \Gamma'}{\Gamma \vdash_u \ell \mapsto o :: U : \Gamma'} \qquad \text{RT-STREAMUNITEMPTY} \frac{}{\Gamma \vdash_u [] : \Gamma}
\end{array}$$

Fig. 14. Runtime Typing

$$\begin{array}{ll}
\hat{B} ::= \langle \beta; [], R; \mathbb{E} \rangle & \text{eager frontend context} \\
\hat{B} ::= \langle \bullet; [], R; e \rangle & \text{eager backend context} \\
\hat{T} ::= \hat{B} \dashv\vdash \bullet \dashv\vdash \beta & \text{eager task context (redex load-free)} \\
\hat{L} ::= \hat{B} \dashv\vdash \langle \mathbb{E}; O \rangle :: \beta & \text{eager load context} \\
& | \hat{B} \dashv\vdash \langle N; [[\ell \mapsto \text{fold } f \ \mathbb{E} \ k]] \rangle :: \beta \\
\hat{B} ::= \langle N; [] \rangle & \text{dry backend}
\end{array}$$

Fig. 15. Evaluation Context for Eager Processing

in Γ' . Operation stream typing, stream unit typing, and station typing are defined by judgments \vdash_o , \vdash_u , and \vdash_d , whose forms are similar to \vdash_b .

The most interesting observation of runtime typing is that *order matters*: we first type the result store in configuration typing, then type the *last* station and go backward one by one until the first station is typed, and finally type the frontend expression. This “relay race” nature of typing reflects the potential chronological dependencies of operations: a later emitted operation may contain a future label of an operation emitted before it.

At the first glance, the definition here may appear expensive to implement in a dynamic typing system. In practice, configuration typing defined in Fig. 14 can be optimized with an efficient *cached typing environment* design: whenever an operation is emitted, the dynamic typing system can immediately type it, and store the future value and its corresponding type in the cached type environment. As a result, dynamic typing does not need to resort to the typing of any component of the configuration other than the frontend at all.

6 META-THEORY

We now state important properties for CG Calculus. We say a backend is *dry* if it follows the form $\overrightarrow{\langle N; [] \rangle}$, written as \hat{B} . We say a configuration C is well-typed iff $[] \vdash_c C : \tau \setminus \varepsilon$ for some τ and ε . We define function $\text{init}(e, B)$ to compute the initial configuration of frontend program e given initial backend B . Specifically, $\text{init}(e, B) \triangleq \langle B; [], \{\}; e \rangle$. The function $\text{init}(e, B)$ is only defined if $\langle B; [], \{\}; e \rangle$ is well-typed. According to this definition, a program does not have to start with an empty graph; it can start with a graph represented by B .

1) *Type Soundness.*

LEMMA 6.1 (TYPE PRESERVATION). *If $\Gamma \vdash_c C : \tau \setminus \varepsilon$, and $C \rightarrow C'$ then $\Gamma \vdash_c C' : \tau \setminus \varepsilon'$ where $\varepsilon = F$ implies $\varepsilon' = F$.*

LEMMA 6.2 (PROGRESS). *For any C which is well-typed, then either $C = \langle \mathbb{B}; []; R; v \rangle$ for some \mathbb{B} and R or there exists some $C' \neq C$ and $C \rightarrow C'$.*

THEOREM 6.3 (SOUNDNESS). *For any program e and backend B , if $\text{init}(e, B) = C$ then either there exists C' such that $C \rightarrow^* C'$ where $C' = \langle \mathbb{B}; []; R; v \rangle$ or C diverges.*

COROLLARY 6.4 (PHASE DISTINCTION). *For any well-typed configuration C , if $C \rightarrow C'$, then either (1) the reduction is an instance of EMIT, or (2) the reduction is not an instance of EMIT, and its derivation does not contain an instance of EMIT.*

Recall that EMIT is defined with the frontend context \mathbb{F} . Case (1) says that operation emission may happen at the frontend. On the backend, recall that the only reduction that may contain a subderivation of EMIT would be an instance of LOAD. Case (2) says that such a derivation is not possible. In other words, operation emission cannot happen on the backend. The importance of phase distinction is that it contributes to result determinism, which we elaborate next.

2) *Result Determinism.* With generality as a design goal, CG Calculus is guided with a design rationale that we should place as few restrictions on the evaluation order as possible, leading to a semantics inherent with non-deterministic executions. One example is the non-deterministic redex selection for propagation which we described in § 4. More generally, a simple case analysis of evaluation contexts in Fig. 10 should make clear that CG Calculus is endowed with non-deterministic redex selection between:

- *a frontend reduction and a backend reduction:* given a configuration, either \mathbb{F} or \mathbb{B} can be used for selecting the redex of the next step of reduction;
- *task reductions over different stations:* according to \mathbb{T} , the redex can be an arbitrary station in the runtime graph, where the task is an instance of MAP, FOLD, COMPLETE, and LAST, or two adjacent stations, where the task is an instance of PROP;
- *load reductions inside different stations:* according to \mathbb{L} , the redex can be any load expression inside an arbitrary station;
- *a task reduction and a load reduction:* either \mathbb{T} and \mathbb{L} can be used for redex selection.

Non-deterministic executions are good news for generality and adaptability (see § 2.3), but they are a challenge to correctness: do different reduction sequences from the same configuration produce the same result?

THEOREM 6.5 (DETERMINISM). *For any frontend program e and backend B , if $\text{init}(e, B) \rightarrow^* \langle \mathbb{B}_1; []; R_1; v_1 \rangle$ and $\text{init}(e, B) \rightarrow^* \langle \mathbb{B}_2; []; R_2; v_2 \rangle$ then $\mathbb{B}_1 = \mathbb{B}_2$ and $\text{dom}(R_1) = \text{dom}(R_2)$ and $\forall \ell \in \text{dom}(R_1). R_1(\ell) = R_2(\ell)$ and $v_1 \equiv v_2$.*

This important result says that despite the non-deterministic execution exhibited by the asynchronous processing between the frontend and the backend (see § 2.1), despite the non-deterministic choices in propagation and realization in the backend (see § 2.3), despite non-deterministic executions over load expressions resulting from lazy realization (see § 2.3), despite the in-graph TLO (see § 2.4), all executions produce the same final graph, the same results, and the same values modulo term equivalence in λ calculus. Here, term equivalence is needed because of the TLO rules such as fusing. It is also important to observe this Theorem can only be established with the support of phase distinction.

Finally, eager graph processing (see § 1.2) can be modeled by redefining evaluation contexts *without altering any reduction rules*. Intuitively, this means that eager data processing is a restrictive instance of CG Calculus. Rigorously, we represent eager processing as the \xrightarrow{E} reduction relation, defined as identical as the \rightarrow we introduced in Fig. 4, except that the $\mathbb{F}, \mathbb{B}, \mathbb{T}, \mathbb{L}$ evaluation contexts are replaced with $\hat{\mathbb{F}}, \hat{\mathbb{B}}, \hat{\mathbb{T}}, \hat{\mathbb{L}}$ evaluation contexts in Fig. 15. We use \xrightarrow{E}^* to represent the reflexive and transitive closure of \xrightarrow{E} . We say a backend B is *load-free* if any load expression in any station in B is a value. For the eager task context $\hat{\mathbb{T}}$, we further require any element in the domain of its fulfillment function to be load-free. A trivial case analysis will reveal \xrightarrow{E} is deterministic, conforming to our intuition of one-at-a-time processing.

COROLLARY 6.6 (CG CALCULUS WITH REGARD TO EAGER PROCESSING). *For any frontend program e and backend B , if $\text{init}(e, B) \xrightarrow{E}^* \langle b_1; []; R_1; v_1 \rangle$ and $\text{init}(e, B) \rightarrow^* \langle b_2; []; R_2; v_2 \rangle$ then $b_1 = b_2$ and $\text{dom}(R_1) = \text{dom}(R_2)$ and $\forall \ell \in \text{dom}(R_1). R_1(\ell) = R_2(\ell)$ and $v_1 \equiv v_2$.*

The simple corollary however carries an important message: the general, less restrictive graph processing of CG Calculus preserves the computation results of conventional graph processing. In a nutshell, TLO and IOP are both *sound* optimizations.

7 TECHNICAL REPORT

The accompanying technical report under submission consists of (i) an extension to support explicit parallelism; (ii) an extension to support explicit exception handling of “key not found” errors (recall that CG Calculus is able to track “key not found” through residual target (§ 3.2), but our core system does not report errors upon claiming a result whose residual target is non empty); (iii) an extension to support node addition at the end of the traversal sequence, or at a position in the traversal sequence (recall that our core calculus supports the simple form of adding a node at the beginning of the traversal sequence); (iv) an extension to support “map all” and “fold all”. In addition to the mechanized proofs, we also provide a version of manual proofs in the technical report.

8 RELATED WORK

Continuous Processing in Graph Databases. The TLO semantics of CG Calculus provides a language-based foundation for optimization in the presence of multiple operations. The latter is a well-studied area in databases known as multi-query optimization (MQO). QUEL* [60] is an early compiler optimization defined with a number of tactics for inter-query optimization, such as combining two REPLACE operations in a relational query language into one. This is analogous to fusing in the style of the TLO-FUSEM rule in CG Calculus. Sellis [59] focuses on how to optimize queries that share common tasks and how local and global query execution plans can be constructed based on them. Park and Segev [50] formulates the problem as sub-expression identification among queries. The essence of exploring commonality among queries is embodied by the TLO-REUSE rule in CG Calculus. These pioneer efforts lead to a large body of research on MQO-style query optimization, both for graph databases (e.g., [37, 55]) and non-graph databases (e.g., [53, 58, 64]).

As a foundational study, CG Calculus complements existing work in several dimensions. (1) CG Calculus generalizes the optimization as a stream rewriting problem, subsuming both optimizations commonly studied in MQO (such as reusing and fusing), and those that are not (such as reordering and batching). (2) CG Calculus rigorously defines TLO as a *part* of the semantics of the database engine, with the goal of demonstrating the role of the former in the broader scope of the latter. CG Calculus is not only a semantics for studying what forms of TLOs can be supported, but

also (more importantly) for illuminating the design space on *when* and *where* TLOs may happen (see § 4.2).

Continuous Graph Analytics Systems. Another source of motivation of our foundation is the active area of experimental continuous graph analytics systems, with a large body of work on both *online graph analytics systems* [11, 12, 18, 19, 29, 33, 35, 61, 62, 66, 70] and *iterative graph analytics systems* [23, 34, 36, 40, 41, 46, 72]. Both TLO and IOP play an important role in scalable system design of these systems. Some examples of online graph processing systems are as follows: GraPU [61] allows updates to the graph to be buffered and pre-processed, similar to a TLO operation in our top-level operation stream; Kineograph [11] supports a commit protocol for incremental graph updates; DeltaGraph [17] allows graph operations to be batched and fused within the graph through a Haskell datatype representation of an inductive graph; Kickstarter [70] incrementally corrects the error in their approximation result; Reflective consistency [16] incrementally defers synchronization for relaxed consistency. Supporting iterative graph analytics and graph mining is a central goal of graph processing research in the past decade. For example, PEGASUS [34] supports iterative matrix vector multiplication built upon MapReduce, similar to our choice of graph operations. Their framework demonstrates the MapReduce model is sufficient to support common graph analytics such as random walk, connected components, diameter estimation, as well as pagerank. As another example, Pregel [41] introduces the notion of supersteps, which our COREPR example is based on. GraphLab [40] focuses on distributed computing support for iterative graph-based machine learning algorithms. TLO is common among these systems. For example, both Pregel and GraphLab allow low-level MPI messages across graph partitions on different clusters to be batched, which can be viewed as a lower-level semantics-oblivious implementation of batching we generalize. Our treatment of continuously processed operations as an operation stream may lead to adaptive optimization opportunities (e.g., Example 2.8). CG Calculus provides support for dynamic graphs without any restrictions. This is the most general setting beyond existing work on static graphs (e.g., [23, 40, 63]), or on dynamic graphs with restrictions on updates (e.g., [61, 70, 72]).

Overall, CG Calculus complements existing work with a correctness-driven approach, in order to elucidate the invariants and principles in building continuous graph processing systems. Despite a minimal core, the calculus spans the scope of the graph processing engine, its optimization, and its interaction with a frontend programming model.

Data Streaming Systems and Foundations. *Data streaming systems* have a model where a stream of *data* flow through data processing operations (often called stream processors) composed together through framework-defined combinators. This is a well established area, including data flow and data streaming languages [5, 10, 43, 65, 67, 68], data flow processing frameworks [44, 45, 73, 74], and foundations [6, 13, 38]. Graph nodes may also form a stream [2, 3, 14, 24, 25, 42, 56, 57]. Thanks to the fundamental difference between operation streams and data streams, CG Calculus explores a different design space. For example, for operation streams, TLO is an essential design component, which does not find natural parallels in data streaming systems. For example, the order in the data stream often does not matter, so it makes little sense to reorder data in the stream, or in general, rewrite them through a rule-based system as we did in Fig. 12.

Foundations on Incremental Processing. Haller et al. [26] describes a formal semantics and lineage-based programming model for distributed data processing. In their model, deferred evaluation is supported at the boundary of distributed nodes to promote opportunities for operation fusion and improve the efficiency of network communications. More broadly, incremental computing systems [1, 28, 30, 31, 51] maintain the propagation latent in the control flow of a function, and efficiently perform re-computation along the propagation path only when necessary. If we view a

graph-processing operation as a function and the graph it operates on as the argument, CG Calculus at its essence calls for a dual propagation design: the function propagates within the argument. We reviewed incremental processing support in experimental graph processing systems earlier while discussing online analytics systems.

Graph Calculi. Our calculus has a more distant relationship with languages and calculi designed specifically for graph construction and verification, with several examples as follows. Oliveira and Cook [47] studies the functional representation of graphs and demonstrates the benefit of embedding inductive graphs through higher-order abstract syntax. Fregel [21] is a functional programming language where Pregel-style vertex computations are abstracted as higher-order functions. Hobor and Villard [32] reasons about ramifications for shared data structures, including graphs, through separation logic. Raad et al. [52] describes a reasoning technique for verifying the correctness of concurrent graph-manipulating programs.

9 CONCLUSION

Designing correct continuous graph processing systems with expressive optimization support of temporal locality optimization and incremental operation processing is a challenging problem in data management. CG Calculus complements existing experimental research by rigorously establishing *correctness* while promoting *expressiveness*.

REFERENCES

- [1] Umut A. Acar, Guy E. Blelloch, and Robert Harper. 2006. Adaptive Functional Programming. *ACM Trans. Program. Lang. Syst.* 28, 6 (Nov. 2006).
- [2] Charu C. Aggarwal, Yao Li, Philip S. Yu, and Ruoming Jin. 2010. On Dense Pattern Mining in Graph Streams. *Proc. VLDB Endow.* 3, 1fi?2 (Sept. 2010), 975fi?984. <https://doi.org/10.14778/1920841.1920964>
- [3] Jagrati Agrawal, Yanlei Diao, Daniel Gyllstrom, and Neil Immerman. 2008. Efficient Pattern Matching over Event Streams. In *Proceedings of the 2008 ACM SIGMOD International Conference on Management of Data (SIGMOD fi08)*. Association for Computing Machinery, New York, NY, USA, 147fi?160. <https://doi.org/10.1145/1376616.1376634>
- [4] Renzo Angles and Claudio Gutierrez. 2008. Survey of Graph Database Models. *ACM Comput. Surv.* 40, 1, Article Article 1 (Feb. 2008), 39 pages. <https://doi.org/10.1145/1322432.1322433>
- [5] E. A. Ashcroft and W. W. Wadge. 1977. Lucid, a nonprocedural language with iteration. *Commun. ACM* 20, 7 (July 1977), 8.
- [6] Thomas W. Bartenstein and Yu David Liu. 2014. Rate Types for Stream Programs. In *OOPSLA'14 (OOPSLA fi14)*. 213fi?232.
- [7] Dimitri P Bertsekas and John N Tsitsiklis. 1989. *Parallel and distributed computation: numerical methods*. Vol. 23. Prentice hall Englewood Cliffs, NJ.
- [8] Sergey Brin and Lawrence Page. 1998. The Anatomy of a Large-Scale Hypertextual Web Search Engine. *Computer Networks* 30 (1998), 107–117. <http://www-db.stanford.edu/~backrub/google.html>
- [9] Peter Buneman, Susan Davidson, Gerd Hillebrand, and Dan Suciu. 1996. A query language and optimization techniques for unstructured data. In *Proceedings of the 1996 ACM SIGMOD international conference on Management of data*. 505–516.
- [10] P. Caspi, D. Pilaud, N. Halbwachs, and J. A. Plaice. 1987. LUSTRE: a declarative language for real-time programming. In *POPL '87*. 178–188.
- [11] Raymond Cheng, Ji Hong, Aapo Kyrola, Youshan Miao, Xuetian Weng, Ming Wu, Fan Yang, Lidong Zhou, Feng Zhao, and Enhong Chen. 2012. Kineograph: Taking the Pulse of a Fast-changing and Connected World. In *Proceedings of the 7th ACM European Conference on Computer Systems (EuroSys '12)*. ACM, New York, NY, USA, 85–98. <https://doi.org/10.1145/2168836.2168846>
- [12] James Cipar, Greg Ganger, Kimberly Keeton, Charles B. Morrey, Craig A.N. Soules, and Alistair Veitch. 2012. LazyBase: Trading Freshness for Performance in a Scalable Database. In *Proceedings of the 7th ACM European Conference on Computer Systems (EuroSys fi12)*. Association for Computing Machinery, New York, NY, USA, 169fi?182. <https://doi.org/10.1145/2168836.2168854>
- [13] Albert Cohen, Marc Duranton, Christine Eisenbeis, Claire Pagetti, Florence Plateau, and Marc Pouzet. 2006. N-Synchronous Kahn Networks: A Relaxed Model of Synchrony for Real-Time Systems. In *POPL '06 (POPL fi06)*. 180fi?193.

- [14] Graham Cormode and S. Muthukrishnan. 2005. Space Efficient Mining of Multigraph Streams. In *Proceedings of the Twenty-Fourth ACM SIGMOD-SIGACT-SIGART Symposium on Principles of Database Systems (PODS f105)*. Association for Computing Machinery, New York, NY, USA, 271fi?282. <https://doi.org/10.1145/1065167.1065201>
- [15] Jeffrey Dean and Sanjay Ghemawat. 2004. MapReduce: Simplified Data Processing on Large Clusters. In *OSDI'04: Sixth Symposium on Operating System Design and Implementation*. San Francisco, CA, 137–150.
- [16] Philip Dexter, Kenneth Chiu, and Bedri Sendir. 2019. An Error-Reflective Consistency Model for Distributed Data Stores. In *IPDPS '19*. IEEE.
- [17] Philip Dexter, Yu David Liu, and Kenneth Chiu. 2016. Lazy graph processing in Haskell. In *Proceedings of the 9th International Symposium on Haskell*. ACM, 182–192.
- [18] Laxman Dhulipala, Guy E Belloch, and Julian Shun. 2019. Low-latency graph streaming using compressed purely-functional trees. In *Proceedings of the 40th ACM SIGPLAN Conference on Programming Language Design and Implementation*. ACM, 918–934.
- [19] David Ediger, Rob McColl, Jason Riedy, and David A Bader. 2012. Stinger: High performance data structure for streaming graphs. In *2012 IEEE Conference on High Performance Extreme Computing*. IEEE, 1–5.
- [20] Marwa Elteir, Heshan Lin, and Wu-chun Feng. 2010. Enhancing mapreduce via asynchronous data processing. In *2010 IEEE 16th International Conference on Parallel and Distributed Systems*. IEEE, 397–405.
- [21] Kento Emoto, Kiminori Matsuzaki, Zhenjiang Hu, Akimasa Morihata, and Hideya Iwasaki. 2016. Think like a Vertex, Behave like a Function! A Functional DSL for Vertex-Centric Big Graph Processing. In *Proceedings of the 21st ACM SIGPLAN International Conference on Functional Programming (ICFP 2016)*. Association for Computing Machinery, New York, NY, USA, 200fi?213. <https://doi.org/10.1145/2951913.2951938>
- [22] Shimon Even. 2011. *Graph algorithms*. Cambridge University Press.
- [23] Joseph E. Gonzalez, Yucheng Low, Haijie Gu, Danny Bickson, and Carlos Guestrin. 2012. PowerGraph: Distributed Graph-Parallel Computation on Natural Graphs. In *Presented as part of the 10th USENIX Symposium on Operating Systems Design and Implementation (OSDI 12)*. USENIX, Hollywood, CA, 17–30. <https://www.usenix.org/conference/osdi12/technical-sessions/presentation/gonzalez>
- [24] Joseph E. Gonzalez, Reynold S. Xin, Ankur Dave, Daniel Crankshaw, Michael J. Franklin, and Ion Stoica. 2014. GraphX: Graph Processing in a Distributed Dataflow Framework. In *11th USENIX Symposium on Operating Systems Design and Implementation (OSDI 14)*. USENIX Association, Broomfield, CO, 599–613. <https://www.usenix.org/conference/osdi14/technical-sessions/presentation/gonzalez>
- [25] Sudipto Guha, Andrew McGregor, and David Tench. 2015. Vertex and Hyperedge Connectivity in Dynamic Graph Streams. In *Proceedings of the 34th ACM SIGMOD-SIGACT-SIGAI Symposium on Principles of Database Systems (PODS f15)*. Association for Computing Machinery, New York, NY, USA, 241fi?247. <https://doi.org/10.1145/2745754.2745763>
- [26] Philipp Haller, Heather Miller, and Normen Müller. 2018. A programming model and foundation for lineage-based distributed computation. *JFP* 28 (2018).
- [27] Robert H. Halstead, Jr. 1985. MULTILISP: a language for concurrent symbolic computation. *ACM Trans. Program. Lang. Syst.* 7 (10 1985), 501–538. Issue 4.
- [28] Matthew A. Hammer, Khoo Yit Phang, Michael Hicks, and Jeffrey S. Foster. 2014. Adapton: Composable, Demand-driven Incremental Computation. In *PLDI '14*.
- [29] Wentao Han, Youshan Miao, Kaiwei Li, Ming Wu, Fan Yang, Lidong Zhou, Vijayan Prabhakaran, Wenguang Chen, and Enhong Chen. 2014. Chronos: a graph engine for temporal graph analysis. In *Proceedings of the Ninth European Conference on Computer Systems*. 1–14.
- [30] Daco C Harkes, Danny M Groenewegen, and Eelco Visser. 2016. IceDust: Incremental and Eventual Computation of Derived Values. In *ECOOP '16*. Schloss Dagstuhl–Leibniz-Zentrum für Informatik.
- [31] Daco C Harkes and Eelco Visser. 2017. IceDust 2: Derived Bidirectional Relations and Calculation Strategy Composition. In *31st European Conference on Object-Oriented Programming*. Schloss Dagstuhl–Leibniz-Zentrum für Informatik.
- [32] Aquinas Hobor and Jules Villard. 2013. The Ramifications of Sharing in Data Structures. In *Proceedings of the 40th Annual ACM SIGPLAN-SIGACT Symposium on Principles of Programming Languages (POPL f13)*. Association for Computing Machinery, New York, NY, USA, 523fi?536. <https://doi.org/10.1145/2429069.2429131>
- [33] Xiaoen Ju, Dan Williams, Hani Jamjoom, and Kang G. Shin. 2016. Version Traveler: Fast and Memory-Efficient Version Switching in Graph Processing Systems. In *2016 USENIX Annual Technical Conference (USENIX ATC 16)*. USENIX Association, Denver, CO, 523–536. <https://www.usenix.org/conference/atc16/technical-sessions/presentation/ju>
- [34] U Kang, Charalampos E Tsourakakis, and Christos Faloutsos. 2009. Pegasus: A peta-scale graph mining system implementation and observations. In *Proceedings of the 2009 Ninth IEEE International Conference on Data Mining*. Washington, DC, USA, 229–238.
- [35] Pradeep Kumar and H. Howie Huang. 2020. GraphOne: A Data Store for Real-Time Analytics on Evolving Graphs. *ACM Trans. Storage* 15, 4, Article Article 29 (Jan. 2020), 40 pages. <https://doi.org/10.1145/3364180>

- [36] Aapo Kyrola, Guy E Blelloch, and Carlos Guestrin. 2012. Graphchi: Large-scale graph computation on just a pc. USENIX.
- [37] W. Le, A. Kementsietsidis, S. Duan, and F. Li. 2012. Scalable Multi-query Optimization for SPARQL. In *2012 IEEE 28th International Conference on Data Engineering*. 666–677.
- [38] E. A. Lee and D. G. Messerschmitt. 1987. Synchronous data flow. *Proc. IEEE* 75, 9 (1987), 1235–1245.
- [39] Jimmy Lin and Michael Schatz. 2010. Design patterns for efficient graph algorithms in MapReduce. In *Proceedings of the Eighth Workshop on Mining and Learning with Graphs*. 78–85.
- [40] Yucheng Low, Danny Bickson, Joseph Gonzalez, Carlos Guestrin, Aapo Kyrola, and Joseph M Hellerstein. 2012. Distributed GraphLab: a framework for machine learning and data mining in the cloud. *Proceedings of the VLDB Endowment* 5, 8 (2012), 716–727.
- [41] Grzegorz Malewicz, Matthew H. Austern, Aart J.C. Bik, James C. Dehnert, Ilan Horn, Naty Leiser, and Grzegorz Czajkowski. 2010. Pregel: A System for Large-scale Graph Processing. In *SIGMOD '10*. 135–146.
- [42] Andrew McGregor. 2005. Finding graph matchings in data streams. In *Approximation, Randomization and Combinatorial Optimization. Algorithms and Techniques*. Springer, 170–181.
- [43] Leo A. Meyerovich, Arjun Guha, Jacob Baskin, Gregory H. Cooper, Michael Greenberg, Aleks Bromfield, and Shriram Krishnamurthi. 2009. Flapjax: A Programming Language for Ajax Applications. In *Proceedings of the 24th ACM SIGPLAN Conference on Object Oriented Programming Systems Languages and Applications (OOPSLA '09)*. ACM, New York, NY, USA, 1–20.
- [44] Derek G Murray, Frank McSherry, Rebecca Isaacs, Michael Isard, Paul Barham, and Martín Abadi. 2013. Naiad: a timely dataflow system. In *Proceedings of the Twenty-Fourth ACM Symposium on Operating Systems Principles*. ACM, 439–455.
- [45] Derek G Murray, Malte Schwarzkopf, Christopher Smowton, Steven Smith, Anil Madhavapeddy, and Steven Hand. 2011. CIEL: a universal execution engine for distributed data-flow computing. In *Proc. 8th ACM/USENIX Symposium on Networked Systems Design and Implementation*. 113–126.
- [46] Donald Nguyen, Andrew Lenharth, and Keshav Pingali. 2013. A Lightweight Infrastructure for Graph Analytics. In *Proceedings of the Twenty-Fourth ACM Symposium on Operating Systems Principles (SOSP '13)*. Association for Computing Machinery, New York, NY, USA, 456–471. <https://doi.org/10.1145/2517349.2522739>
- [47] Bruno C.d.S. Oliveira and William R. Cook. 2012. Functional Programming with Structured Graphs (*ICFP '12*). 77–88.
- [48] Kay Ousterhout, Ryan Rasti, Sylvia Ratnasamy, Scott Shenker, and Byung-Gon Chun. 2015. Making Sense of Performance in Data Analytics Frameworks. In *12th USENIX Symposium on Networked Systems Design and Implementation (NSDI 15)*. USENIX Association, Oakland, CA, 293–307. <https://www.usenix.org/conference/nsdi15/technical-sessions/presentation/ousterhout>
- [49] Yannis Papakonstantinou, Hector Garcia-Molina, and Jennifer Widom. 1995. Object exchange across heterogeneous information sources. In *Proceedings of the eleventh international conference on data engineering*. IEEE, 251–260.
- [50] J. Park and A. Segev. 1988. Using common subexpressions to optimize multiple queries. In *Proceedings. Fourth International Conference on Data Engineering*. 311–319.
- [51] W. Pugh and T. Teitelbaum. 1989. Incremental Computation via Function Caching. In *POPL '89*.
- [52] Azalea Raad, Aquinas Hobor, Jules Villard, and Philippa Gardner. 2016. Verifying Concurrent Graph Algorithms. In *Programming Languages and Systems*, Atsushi Igarashi (Ed.). Springer International Publishing, Cham, 314–334.
- [53] Karthik Ramachandra and S. Sudarshan. 2012. Holistic Optimization by Prefetching Query Results. In *Proceedings of the 2012 ACM SIGMOD International Conference on Management of Data (SIGMOD '12)*. 133–144.
- [54] S. U. Rehman, A. U. Khan, and S. Fong. 2012. Graph mining: A survey of graph mining techniques. In *Seventh International Conference on Digital Information Management (ICDIM 2012)*. 88–92.
- [55] Xuguang Ren and Junhu Wang. 2016. Multi-Query Optimization for Subgraph Isomorphism Search. *Proc. VLDB Endow.* 10, 3 (Nov. 2016), 121–132. <https://doi.org/10.14778/3021924.3021929>
- [56] Amitabha Roy, Ivo Mihailovic, and Willy Zwaenepoel. 2013. X-stream: Edge-centric graph processing using streaming partitions. In *SOSP '13*. ACM, 472–488.
- [57] Atish Das Sarma, Sreenivas Gollapudi, and Rina Panigrahy. 2011. Estimating PageRank on Graph Streams. *J. ACM* 58, 3, Article Article 13 (June 2011), 19 pages.
- [58] Ziv Scully and Adam Chlipala. 2017. A Program Optimization for Automatic Database Result Caching. In *Proceedings of the 44th ACM SIGPLAN Symposium on Principles of Programming Languages (POPL 2017)*. 271–284.
- [59] Timos K. Sellis. 1988. Multiple-Query Optimization. *ACM Trans. Database Syst.* 13, 1 (March 1988), 23–52. <https://doi.org/10.1145/42201.42203>
- [60] Timos K. Sellis and Leonard Shapiro. 1985. Optimization of Extended Database Query Languages. In *Proceedings of the 1985 ACM SIGMOD International Conference on Management of Data (SIGMOD '85)*. Association for Computing Machinery, New York, NY, USA, 424–436. <https://doi.org/10.1145/318898.318993>

- [61] Feng Sheng, Qiang Cao, Haoran Cai, Jie Yao, and Changsheng Xie. 2018. GraPU: Accelerate Streaming Graph Analysis through Preprocessing Buffered Updates. In *Proceedings of the ACM Symposium on Cloud Computing (SoCC f18)*. Association for Computing Machinery, New York, NY, USA, 301fi?!312. <https://doi.org/10.1145/3267809.3267811>
- [62] Xiaogang Shi, Bin Cui, Yingxia Shao, and Yunhai Tong. 2016. Tornado: A system for real-time iterative analysis over evolving data. In *SIGMOD '16*. ACM, 417–430.
- [63] Julian Shun and Guy E. Blelloch. 2013. Ligra: A Lightweight Graph Processing Framework for Shared Memory. In *Proceedings of the 18th ACM SIGPLAN Symposium on Principles and Practice of Parallel Programming (PPoPP f13)*. Association for Computing Machinery, New York, NY, USA, 135fi?!146. <https://doi.org/10.1145/2442516.2442530>
- [64] Marcelo Sousa, Isil Dillig, Dimitrios Vytiniotis, Thomas Dillig, and Christos Gkantsidis. 2014. Consolidation of Queries with User-defined Functions. In *Proceedings of the 35th ACM SIGPLAN Conference on Programming Language Design and Implementation*. 554–564.
- [65] Jesper H. Spring, Jean Privat, Rachid Guerraoui, and Jan Vitek. 2007. Streamflex: High-Throughput Stream Programming in Java. In *Proceedings of the 22nd Annual ACM SIGPLAN Conference on Object-Oriented Programming Systems and Applications (OOPSLA f107)*. Association for Computing Machinery, New York, NY, USA, 211fi?!228. <https://doi.org/10.1145/1297027.1297043>
- [66] Toyotaro Suzumura, Shunsuke Nishii, and Masaru Ganse. 2014. Towards Large-Scale Graph Stream Processing Platform. In *Proceedings of the 23rd International Conference on World Wide Web (WWW f14 Companion)*. Association for Computing Machinery, New York, NY, USA, 1321fi?!1326. <https://doi.org/10.1145/2567948.2580051>
- [67] William Thies, Michal Karczmarek, and Saman Amarasinghe. 2002. StreamIt: A Language for Streaming Applications. In *Compiler Construction*, R. Nigel Horspool (Ed.), Vol. 2304. Springer Berlin Heidelberg, Berlin, Heidelberg, 179–196.
- [68] Mandana Vaziri, Olivier Tardieu, Rodric Rabbah, Philippe Suter, and Martin Hirzel. 2014. Stream Processing with a Spreadsheet. In *ECOOP 2014 – Object-Oriented Programming*, Richard Jones (Ed.). Springer Berlin Heidelberg, Berlin, Heidelberg, 360–384.
- [69] Venkateshwaran Venkataramani, Zach Amsden, Nathan Bronson, George Cabrera III, Prasad Chakka, Peter Dimov, Hui Ding, Jack Ferris, Anthony Giardullo, Jeremy Hoon, Sachin Kulkarni, Nathan Lawrence, Mark Marchukov, Dmitri Petrov, and Lovro Puzar. 2012. TAO: How Facebook Serves the Social Graph. In *Proceedings of the 2012 ACM SIGMOD International Conference on Management of Data (SIGMOD '12)*. ACM, New York, NY, USA, 791–792. <https://doi.org/10.1145/2213836.2213957>
- [70] Keval Vora, Rajiv Gupta, and Guoqing Xu. 2017. KickStarter: Fast and Accurate Computations on Streaming Graphs via Trimmed Approximations. In *ASPLOS '17*. 237–251.
- [71] Guozhang Wang, Wenlei Xie, Alan J Demers, and Johannes Gehrke. 2013. Asynchronous Large-Scale Graph Processing Made Easy.. In *CIDR*, Vol. 13. 3–6.
- [72] Kai Wang, Guoqing Xu, Zhendong Su, and Yu David Liu. 2015. GraphQ: Graph Query Processing with Abstraction Refinement—Scalable and Programmable Analytics over Very Large Graphs on a Single PC. In *2015 USENIX Annual Technical Conference (USENIX ATC 15)*. USENIX Association, Santa Clara, CA, 387–401. <https://www.usenix.org/conference/atc15/technical-session/presentation/wang-kai>
- [73] Matei Zaharia, Tathagata Das, Haoyuan Li, Timothy Hunter, Scott Shenker, and Ion Stoica. 2013. Discretized Streams: Fault-Tolerant Streaming Computation at Scale. In *Proceedings of the Twenty-Fourth ACM Symposium on Operating Systems Principles (SOSP f13)*. Association for Computing Machinery, New York, NY, USA, 423fi?!438. <https://doi.org/10.1145/2517349.2522737>
- [74] Matei Zaharia, Reynold S. Xin, Patrick Wendell, Tathagata Das, Michael Armbrust, Ankur Dave, Xiangrui Meng, Josh Rosen, Shivaram Venkataraman, Michael J. Franklin, Ali Ghodsi, Joseph Gonzalez, Scott Shenker, and Ion Stoica. 2016. Apache Spark: A Unified Engine for Big Data Processing. *Commun. ACM* 59, 11 (Oct. 2016), 56–65.