

Breaking the Barrier of 2 for the Storage Allocation Problem

Tobias Mömke^{*1} and Andreas Wiese^{†2}

¹Saarland University, Saarland Informatics Campus, Germany

²Department of Industrial Engineering, Universidad de Chile, Chile

November 26, 2019

Abstract

Packing problems are an important class of optimization problems. The probably most well-known problem of this type is knapsack and many generalizations of it have been studied in the literature like Two-dimensional Geometric Knapsack (2DKP) and Unsplittable Flow on a Path (UFP). For the latter two problems, recently the first polynomial time approximation algorithms with better approximation ratios than 2 were presented [Gálvez et al., FOCS 2017][Grandoni et al., STOC 2018]. In this paper we break the barrier of 2 for the Storage Allocation Problem (SAP) which is a natural intermediate problem between 2DKP and UFP. We are given a path with capacitated edges and a set of tasks where each task has a start vertex, an end vertex, a size, and a profit. We seek to select the most profitable set of tasks that we can draw as non-overlapping rectangles underneath the capacity profile of the edges where the height of each rectangle equals the size of the corresponding task. This problem is motivated by settings of allocating resources like memory, bandwidth, etc. where each request needs a contiguous portion of the resource.

The best known polynomial time approximation algorithm for SAP has an approximation ratio of $2 + \varepsilon$ [Mömke and Wiese, ICALP 2015] and no better quasi-polynomial time algorithm is known. We present a polynomial time $(63/32 + \varepsilon) < 1.969$ -approximation algorithm for the case of uniform edge capacities and a quasi-polynomial time $(1.997 + \varepsilon)$ -approximation algorithm for non-uniform quasi-polynomially bounded edge capacities. Key to our results are building blocks consisting of *stair-blocks*, *jammed tasks*, and *boxes* that we use to construct profitable solutions and which allow us to compute solutions of these types efficiently. Finally, using our techniques we show that under slight resource augmentation we can obtain even approximation ratios of $3/2 + \varepsilon$ in polynomial time and $1 + \varepsilon$ in quasi-polynomial time, both for arbitrary edge capacities.

^{*}moemke@cs.uni-saarland.de

[†]awiese@dii.uchile.cl. Partially supported by FONDECYT Regular grant 1170223.

1 Introduction

Packing problems are a fundamental class of problems in combinatorial optimization. The most basic packing problem is knapsack where we are given a knapsack of a certain capacity, a set of items with different sizes and profits, and we are looking for a subset of items of maximum profit that fit into the knapsack. Many generalizations of it have been studied. For example, in the Two-dimensional Geometric Knapsack problem (2DKP) the items are axis-parallel rectangles and we seek to find the most profitable subset of them that fit non-overlappingly into a given rectangular knapsack. Another generalization is the Unsplittable Flow on a Path problem (UFP) where we are given a path with capacities on its edges and each item can be interpreted as a commodity of flow that needs to send a given amount of flow from its start vertex to its end vertex in case that we select it. If the path consists of a single edge then UFP is identical to knapsack.

In this paper, we study the Storage Allocation Problem (SAP) which is an intermediate problem between 2DKP and UFP: we are given a path (V, E) where each edge $e \in E$ has a capacity $u_e \in \mathbb{N}$, and a set of tasks T where each task $i \in T$ is specified by a size $d_i \in \mathbb{N}$, a profit $w_i \in \mathbb{N}$, a start vertex $s_i \in V$, and an end vertex $t_i \in V$. Let $P(i)$ denote the path between s_i and t_i for each $i \in T$. The goal is to select a subset of tasks $T' \subseteq T$ and define a height level $h(i) \geq 0$ for each task $i \in T'$ such that the resulting rectangle $[s_i, t_i] \times [h(i), h(i) + d_i]$ lies within the profile of the edge capacities, and we require that the rectangles of the tasks in T' are pairwise non-overlapping. Formally, for each task $i \in T'$ we require that $h(i) + d_i \leq u_e$ for each edge $e \in P(i)$ and additionally for any two tasks $i, i' \in T'$ we require that if $P(i) \cap P(i') \neq \emptyset$, then $[h(i), h(i) + d_i] \cap [h(i'), h(i') + d_{i'}] = \emptyset$. Note that since we can choose $h(i)$ we can define the vertical position of the rectangle of each task i but not its horizontal position. Again, if E has only one edge then the problem is identical to knapsack.

SAP is motivated by settings in which tasks need a contiguous portion of an available resource, e.g., a consecutive portion of the computer memory or a frequency bandwidth. Note that any feasible SAP-solution T' satisfies that $\sum_{i \in T': e \in P(i)} d_i \leq u_e$ on each edge e . This is exactly the condition when a solution to UFP is feasible (UFP and SAP have the same type of input). In SAP we require additionally that we can represent the tasks in T' as non-overlapping rectangles. Also, if all edges have the same capacity then SAP can be seen as a variant of 2DKP in which the horizontal coordinate of each item i is fixed and we can choose only the vertical coordinate.

For quite some time, the best known polynomial time approximation ratios for 2DKP and UFP had been $2 + \varepsilon$ [25, 2]. Recently, the barrier of 2 was broken for both problems and algorithms with strictly better approximation ratios have been presented [17, 21]. For SAP, the best known approximation ratio is still $2 + \varepsilon$ [28], even if we allow quasi-polynomial running time (while in contrast for the other two problems better quasi-polynomial time algorithms had been known earlier [3, 9, 1]).

1.1 Our contribution

In this paper, we break the barrier of 2 for SAP and present a polynomial time $(63/32 + \varepsilon) < 1.969$ -approximation algorithm for uniform edge capacities and a quasi-polynomial time $(1.997 + \varepsilon)$ -approximation algorithm for non-uniform edge capacities in a quasi-polynomial range. Key to our results is to identify suitable building blocks to construct profitable near-optimal solutions such that we can design algorithms that find profitable solutions of this type. We call a task *small* if its demand is small compared to the capacity of the edges on its path and *large* otherwise. One can show that each edge can be used by only relatively few large tasks which allows for a dynamic program that finds the best solution with large tasks only. However, there can be many small tasks using an edge and hence this approach fails for small tasks. Therefore, we consider *boxable solutions* in which the tasks are assigned into rectangular boxes such that each edge is used

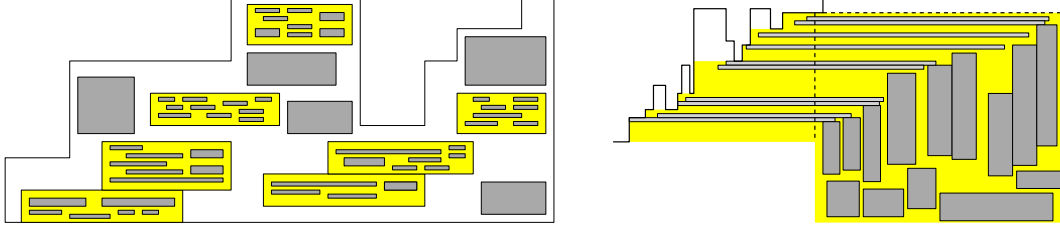


Figure 1: Left: a boxable solution in which the (gray) tasks are assigned into the (yellow) boxes. Right: A stair-block into which small tasks (light gray) and large tasks (dark gray) are assigned. All small tasks need to cross the vertical dashed line and all large tasks need to be placed on the right of it underneath the dashed horizontal line. Therefore, the yellow area denotes the space that is effectively usable for the tasks that we assign into the stair-block.

by only $(\log n)^{O(1)}$ of these boxes, see Fig. 1. Using the latter property, we present a quasi-polynomial time algorithm that essentially finds the optimal boxable solution. Furthermore, for many types of instances we prove that there exist boxable solutions with high profit.

However, there are instances for which it is not clear how to construct boxable solutions that yield a better approximation ratio than 2. This is where our second building block comes into play which are *stair-blocks*. Intuitively, a stair-block is an area into which we assign small and large tasks such that the small tasks are jammed between the large tasks and the capacity profile of the edges, see Fig. 1. We prove the crucial insight that if we fail to construct a good boxable solution then this is because a lot of profit of the optimum is due to small tasks in stair-blocks. Therefore, we devise a second algorithm that computes solutions for such instances, yielding an approximation ratio better than 2. The algorithm is based on a configuration-LP with a variable for each possible set of large tasks in each stair-block and additionally variables for placing the small tasks in the remaining space. We separate it via the dual LP in which the separation problem turns out to be a variation of SAP with large tasks only. Then we sample the set of large tasks according to the probabilities implied by the LP solution. As a result, there are some small tasks that we cannot pick anymore since they would overlap the sampled large tasks. For some small tasks this will happen with very large probability so most likely we will lose their profit. This is problematic if they represent a large fraction of the profit of the LP. Therefore, we introduce additional constraints that imply that if the latter happens then we can use another rounding routine for small tasks only that yields enough profit.

Theorem 1. *There is a quasi-polynomial time $(1.997 + \varepsilon)$ -approximation algorithm for SAP if the edge capacities are quasi-polynomially bounded integers.*

For our polynomial time algorithm for uniform edge capacities the above building blocks are not sufficient since for example in our boxable solutions above an edge can be used by more than constantly many boxes and hence we cannot enumerate all possibilities for those in polynomial time. Therefore, we identify types of boxable solutions that are more structured and that allow us to find profitable solutions of these types in polynomial time. The first such type are boxable solutions in which each edge is used by only constantly many boxes. A major difficulty is here that for a small task there are possibly several boxes that we can assign it to and if we assign it to the wrong box then it occupies space that we should have used for other tasks instead (in our quasi-polynomial time algorithm above we use a method to address this which inherently needs quasi-polynomial time). We solve this issue by guessing the boxes in a suitable hierarchical order which is *not* the canonical linear order given by their respective leftmost edges and we assign the tasks into the boxes in this order. With a double-counting argument we show that with this strategy we obtain a

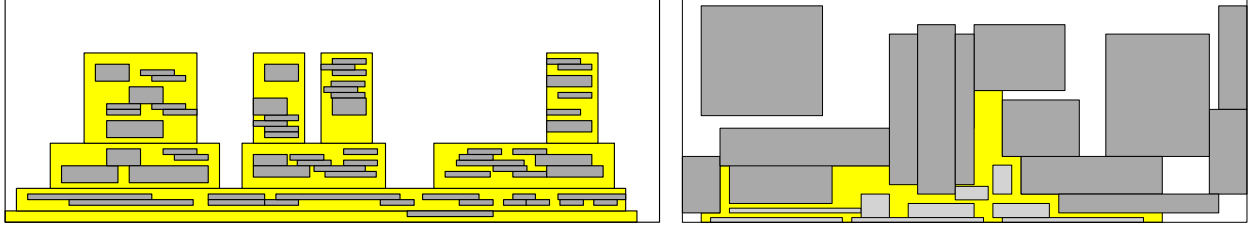


Figure 2: Left: a laminar boxable solution that consists of boxes of geometrically increasing sizes whose paths form a laminar family. Right: a jammed solution in which a set of small tasks (light gray) that are placed underneath some large tasks (dark gray). The small tasks are relatively large compared to the (yellow) space underneath the large tasks.

solution that has essentially at least the profit of the large tasks in the optimal solution of this type plus half of the profit of the small tasks. Our second special type of boxable solutions is the case in which the paths of the boxes form a laminar family and the sizes of the boxes are geometrically increasing, see Fig. 2. Even though there can be $\Omega(\log n)$ such boxes using an edge, we devise an algorithm with polynomial running time for this kind of solutions. It is a dynamic program inspired by [21] that guesses the boxes in the order given by the laminar family and assigns the tasks into them. Finally, there can be small tasks such that in the optimal solution the large tasks take away so much space that with respect to the remaining space those small tasks actually become relatively large. We say that a solution consisting of such small and large tasks forms a *jammed solution* which is our third type of building block, see Fig. 2. We extend an algorithm in [28] for instances with large tasks only to compute essentially the most profitable jammed solution. Our key technical lemma shows that for any instance there exists a profitable solution that uses only the building blocks above and we provide a polynomial time algorithm that finds such a solution.

Theorem 2. *There is a polynomial time $(63/32 + \varepsilon) < 1.969$ -approximation algorithm for SAP for uniform edge capacities.*

We would like to note that we did not attempt to optimize our approximation ratios up to the third decimal place but instead we focus on a clean exposition of our results (which are already quite complicated). Finally, we study the setting of $(1 + \eta)$ -resource augmentation $1 + \eta$ for an arbitrarily small constant $\eta > 0$ while the compared optimal solution cannot do this. In this case we obtain even better approximation ratios and improve the factor of 2 for arbitrary edge capacities even with a polynomial time algorithm. Key for these results is to show that using the resource augmentation we can reduce the general case to the case of a constant range of edge capacities and then establish that there are essentially optimal boxable solutions in which each edge is used by a constant number of boxes. Using our algorithmic tools from above this implies the following theorem.

Theorem 3. *In the setting of $(1 + \eta)$ -resource augmentation there exists a polynomial time $(3/2 + \varepsilon)$ -approximation algorithm and a quasi-polynomial time $(1 + \varepsilon)$ -approximation algorithm for SAP with arbitrary edge capacities.*

1.2 Other related work

Previous to the mentioned $(2 + \varepsilon)$ -approximation algorithm for SAP [28], Bar-Noy et al. [6] found a 7-approximation algorithm if all edges have the same capacities which was improved by Bar-Yehuda et al.

to a $(2 + \varepsilon)$ -approximation [7]. Bar-Yehuda et al. [8] presented the first constant factor approximation algorithm for SAP for arbitrary capacities, having an approximation ratio of $9 + \varepsilon$. A related problem is the dynamic storage allocation problem (DSA) where in the input we are given a set of tasks like in SAP and we all need to pack all of them as non-overlapping rectangles, minimizing the maximum height of a packed item. The best known approximation ratio for DSA is a $(2 + \varepsilon)$ -approximation which in particular uses a $(1 + \varepsilon)$ -approximation if all tasks are sufficiently small [12]. This improves earlier results [26, 27, 18, 19].

For 2DKP for squares there is an EPTAS [22] which improves earlier PTASs [23, 24]. For rectangles, there was a $(2 + \varepsilon)$ -approximation known [25, 24] which was improved to a $(17/9 + \varepsilon)$ -approximation was found [17]. Also, there is a PTAS if the profit of each item is proportional to its area [5]. Also, there is a QPTAS for quasi-polynomially bounded input data [1]. For UFP there is a long line of work on the case of uniform edge capacities [29, 6, 13], the no-bottleneck-assumption [14, 16], and the general case [3, 4, 15, 11, 2] which culminated in a QPTAS [3, 9], PTASs for several special cases [20, 9], a $(2 + \varepsilon)$ -approximation [2], which was improved to a $(5/3 + \varepsilon)$ -approximation [21].

2 Overview

In this section we present an overview of our methodology for our algorithms. Most proofs of the lemmas in this section can be found in Section 6. Let $\varepsilon > 0$ and assume that $1/\varepsilon \in \mathbb{N}$. First, we classify tasks into large and small tasks. For each task $i \in T$ let $b(i) := \min_{e \in P(i)} u_e$ denote the *bottleneck capacity* of i . For constants $\mu, \delta > 0$ we define that a task i is *large* if $d_i > \delta \cdot b(i)$ and *small* if $d_i \leq \mu \cdot b(i)$. The constants δ, μ are chosen to be the values δ_{i^*} and μ_{i^*} due to the following lemma, which in particular ensures that the tasks i with $\mu \cdot b(i) < d_i \leq \delta \cdot b(i)$ contribute only a marginal amount to the optimal solution OPT whose weight we denote by opt .

Lemma 4. *We can compute a set $(\mu_1, \delta_1), \dots, (\mu_{1/\varepsilon}, \delta_{1/\varepsilon})$ such that for each tuple (μ_k, δ_k) we have $\varepsilon^{O((1/\varepsilon)^{1/\varepsilon})} \leq \mu_k \leq \varepsilon^{10} \delta_k^{1/\varepsilon}$, $\delta_k \leq \varepsilon$ and for one tuple $(\mu_{k^*}, \delta_{k^*})$ it holds that $w(\text{OPT} \cap \{i \in T \mid \mu_{k^*} \cdot b(i) < d_i \leq \delta_{k^*} \cdot b(i)\}) \leq \varepsilon \cdot \text{opt}$.*

Proof. For each $k \in [1/\varepsilon]$ we define $\delta_k = \varepsilon^{10k/\varepsilon^k}$, $\mu_k = \varepsilon^{(10(k+1)/\varepsilon^{k+1})}$, and $\text{OPT}_k := \{i \in \text{OPT} \mid \mu_k b(i) < d_i \leq \delta_k b(i)\}$. Each task in OPT is contained in at most one set OPT_k . The average weight of these sets is therefore at most εopt . Let $k^* := \arg \min_{k \in [1/\varepsilon]} w(\text{OPT}_k)$. Then $w(\text{OPT}_{k^*}) \leq \varepsilon \text{opt}$, since its weight cannot be larger than the average. We conclude that the values μ_{k^*}, δ_{k^*} satisfy the claimed conditions. \square

Let T_L and T_S denote the sets of large and small input tasks, respectively. For each edge e let $T_e \subseteq T$ denote the set of tasks $i \in T$ for which $e \in P(i)$. We will show later that for many instances there are profitable solutions that are *boxable* which intuitively means that the tasks can be assigned into rectangular boxes such that each edge is used by only few boxes. A *box* B is defined by a start vertex s_B , an end vertex t_B , and a size d_B . We define $P(B)$ to be the path of B which is the path between s_B and t_B . A set of tasks $T' \subseteq T$ fits into B if

- for each $i \in T'$ we have that $P(i) \subseteq P(B)$, and
- there is a value $h(i) \in [0, d_B)$ for each $i \in T'$ such that (T', h) is feasible if each edge $e \in P(B)$ has capacity d_B , and
- $|T'| = 1$ or we have $d_i \leq \varepsilon^8 \cdot d_B$ for each $i \in T'$.

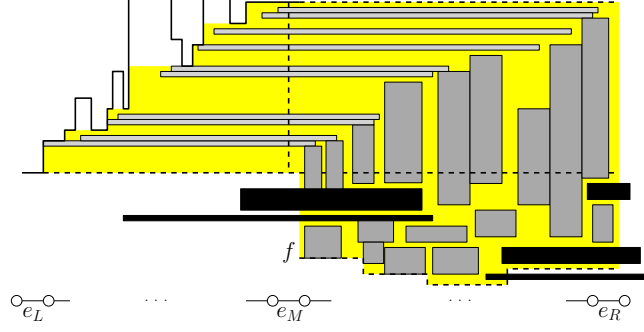


Figure 3: A stair-block $\mathcal{SB} = (e_L, e_M, e_R, f, T'_L, h')$. The black tasks are the tasks in T'_L . The yellow area denotes the area that is effectively usable for the tasks that we assign to \mathcal{SB} . The light and dark gray tasks are small and large tasks, respectively, that together fit into \mathcal{SB} .

We say that a set of boxes \mathcal{B} and a height level assignment $h : \mathcal{B} \rightarrow \mathbb{N}$ forms a feasible solution (\mathcal{B}, h) if the boxes in \mathcal{B} interpreted as tasks form a feasible solution with h (see Fig. 1), i.e., if the set $(T(\mathcal{B}), h')$ is feasible where $T(\mathcal{B})$ contains a task $i(B)$ for each $B \in \mathcal{B}$ such that $P(i(B)) = P(B)$, $d_i = d_{i(B)}$ and $h'(i(B)) = h(B)$.

Definition 5. A solution (T', h') is a β -boxable solution if there exists a set of boxes $\mathcal{B} = \{B_1, \dots, B_{|\mathcal{B}|}\}$ and a partition $T' = T'_1 \dot{\cup} \dots \dot{\cup} T'_{|\mathcal{B}|}$ such that

- for each $j \in [|\mathcal{B}|]$, T'_j fits into the box B_j and if $T'_j \cap T_L \neq \emptyset$ then $|T'_j| = 1$,
- each edge $e \in E$ is used by the paths of at most β boxes in \mathcal{B} ,
- there is a height level $h'(B)$ for each box $B \in \mathcal{B}$ such that (\mathcal{B}, h') is feasible.

In the following lemma we present an algorithm that essentially computes the optimal β -boxable solution. We will use it later with $\beta = (\log n)^{O(1)}$. Assume in the sequel that we are given a SAP-instance where $u_e \leq n^{(\log n)^c}$ for some $c \in \mathbb{N}$ for each $e \in E$.

Lemma 6. Let $\beta \in \mathbb{N}$ and let $(T_{\text{box}}, h_{\text{box}})$ be a β -boxable solution. There is an algorithm with running time $n^{(\beta \log n / \alpha w \varepsilon)^{O(c)}}$ that computes a β -boxable solution (T', h') with $w(T') \geq w(T_{\text{box}})/(1 + \varepsilon)$.

Our second type of solutions are composed by *stair-blocks* (see Fig. 1 and Fig. 3). Intuitively, a stair-block is an area underneath the capacity profile defined by a function $f : E \rightarrow \mathbb{N}_0$ and three edges e_L, e_M, e_R , where e_M lies between e_L and e_R . The corresponding area contains all points above each edge between e_L and e_M whose y -coordinate is at least u_{e_L} and all points above each edge e between e_M and e_R whose y -coordinate is in $[f_e, u_{e_M})$. Additionally, there are some tasks $T'_L \subseteq T_L \cap (T_{e_M} \cup T_{e_R})$ and a function $h' : T'_L \rightarrow \mathbb{N}_0$ that assigns height levels to them where the intuition is that those tasks are given in advance and fixed. We require that each of them intersects the mentioned area below u_{e_L} , i.e., for each $i \in T'_L$ we have that $h'(i) + d_i \leq u_{e_L}$ and there is an edge $e \in P(i) \cap P_{e_M, e_R} \setminus \{e_M\}$ such that $h'(i) + d_i > f_e$ where P_{e_M, e_R} is the path that starts with e_M and ends with e_R . Also, we require that $f(e) = u_{e_L}$ for $e = e_M$ and each edge e on the left of e_M .

Given a stair-block, we will assign tasks T'' into the mentioned area such that we require that all small tasks in T'' use e_M and for each large tasks $i \in T''$ we require that $P(i) \subseteq P_{e_M, e_R}$. Due to the former condition, not all points with x -coordinate between e_L and e_M are actually usable for tasks assigned to

\mathcal{SB} and the usable ones form a staircase shape (see Fig. 1). Formally, we say that a solution (T'', h'') fits into a stair-block $\mathcal{SB} = (e_L, e_M, e_R, f, T'_L, h')$ if $P(i) \subseteq P_{e_M, e_R}$ and $f_e \leq h''(i) \leq u_{e_M} - d_i$ for each $i \in T'' \cap T_L$ and each $e \in P(i)$, $h''(i') \geq u_{e_L}$ and $i' \in T_{e_M}$ for each $i' \in T'' \cap T_S$, and additionally $(T'_L \cup T'', h' \cup h'')$ forms a feasible solution. Also, we require that $h''(i) < d_i$ for each $i \in T'' \cap T_L$ which is a technical condition that we need later in order to be able to compute a profitable stair solution efficiently. A set of tasks T'' fits into a stair-block \mathcal{SB} , if there is a function h'' such that the solution (T'', h'') fits into \mathcal{SB} . We will need later that the function f is simple and to this end we say that a stair-block $\mathcal{SB} = (e_L, e_M, e_R, f, T'_L, h')$ is a γ -stair-block if f is a step-function with at most γ steps. Note that it can happen that e_R lies on the left of e_L and then we define P_{e_M, e_R} to be the path that starts with e_R and ends with e_M (one may imagine that Fig. 1 is mirrored).

We seek solutions that consist of stair-blocks and large tasks that are compatible with each other. To this end, for a stair-block $\mathcal{SB} = (e_L, e_M, e_R, f, T'_L, h')$ we define $P(\mathcal{SB})$ to be the path starting with the edge on the right of e_L and ending with e_R . A large task i with height $h(i)$ is *compatible with \mathcal{SB}* if $i \notin T'_L$ and intuitively i does not intersect the area of the stair-block, i.e., if $h(i) \geq u_{e_M}$ or $h(i) + d_i \leq f_e$ for each $e \in P(i) \cap P(\mathcal{SB})$. We say that a task $i \in T_L$ with height $h(i)$ is *part of \mathcal{SB}* if $i \in T'_L$ and $h(i) = h'(i)$. We say that stair-blocks $\mathcal{SB} = (e_L, e_M, e_R, f, T'_L, h')$ and $\overline{\mathcal{SB}} = (\bar{e}_L, \bar{e}_M, \bar{e}_R, \bar{f}, \bar{T}'_L, \bar{h}')$ are *compatible* if for each task $i \in \bar{T}'_L \cap T'_L$ we have $h'(i) = \bar{h}'(i)$, each task $i \in \bar{T}'_L \setminus T'_L$ is compatible with \mathcal{SB} , each task $i \in T'_L \setminus \bar{T}'_L$ is compatible with $\overline{\mathcal{SB}}$, and there is no task $i \in T$ that fits into both \mathcal{SB} and $\overline{\mathcal{SB}}$ (for suitable heights $h''(i)$ and $\bar{h}''(i)$). Intuitively, a stair-solution consists of a set of stair-blocks and a set of large tasks T_L^0 that are all compatible with each other.

Definition 7. A solution (T'', h'') is a γ -stair-solution if there exists a set of γ -stair-blocks $\{\mathcal{SB}_1, \dots, \mathcal{SB}_k\}$ and partitions $T'' \cap T_L = T_L^0 \dot{\cup} T_L^1 \dot{\cup} \dots \dot{\cup} T_L^k$ and $T'' \cap T_S = T_S^1 \dot{\cup} \dots \dot{\cup} T_S^k$ such that for each $j \in [k]$ we have that $T_L^j \cup T_S^j$ fits into \mathcal{SB}_j , for any $j, j' \in [k]$ the stair-blocks \mathcal{SB}_j and $\mathcal{SB}_{j'}$ are compatible, for each stair-block \mathcal{SB}_j and each task $i \in T_L^0$ with height $h''(i)$ we have that i is compatible with \mathcal{SB}_j or part of \mathcal{SB}_j , and each edge is contained in the path $P(i)$ of at most γ tasks $i \in T_L^0$ and in the path $P(\mathcal{SB}_j)$ of at most γ stair-blocks \mathcal{SB}_j .

Our main structural lemma is that there exists a boxable solution or a stair solution whose profit is large enough so that we can get an approximation ratio better than 2.

Lemma 8 (Structural lemma). *There exists a $(\log n / \delta^2)^{O(c+1)}$ -boxable solution T_{box} such that $w(T_{\text{box}}) \geq \text{opt} / (1.997 + \varepsilon)$ or there exists a $(\log n / O(\delta))^{O(c+1)}$ -stair-solution T_{stair} with $w(T_S \cap T_{\text{stair}}) \geq \frac{1}{\alpha} w(T_L \cap T_{\text{stair}})$ for some value $\alpha \geq 1$ such that $w(T_{\text{stair}} \cap T_L) + \frac{1}{8(\alpha+1)} w(T_{\text{stair}} \cap T_S) \geq \text{opt} / (1.997 + \varepsilon)$.*

If the first case of Lemma 8 applies then the algorithm due to Lemma 6 yields a $(1.997 + \varepsilon)$ -approximation. In the second case the following algorithm yields a $(1.997 + \varepsilon)$ -approximation which completes the proof of Theorem 1.

Lemma 9. *Let $(T_{\text{stair}}, h_{\text{stair}})$ be a γ -stair solution with $w(T_S \cap T_{\text{stair}}) \geq \frac{1}{\alpha} w(T_L \cap T_{\text{stair}})$ for some value $\alpha \geq 1$. There is an algorithm with running time $(n \cdot \max_e u_e)^{O_\delta(\gamma^2 \log(\max_e u_e))}$ that computes a stair solution (T', h') with $w(T') \geq (1 - O(\varepsilon))(w(T_{\text{stair}} \cap T_L) + \frac{1}{8(\alpha+1)} w(T_{\text{stair}} \cap T_S))$.*

2.1 Uniform edge capacities

Assume now that all edge capacities are identical, i.e., that there exists a value U such that $u_e = U$ for each edge $e \in E$ but that not necessarily $U \leq n^{(\log n)^c}$. For this case we want to design a *polynomial* time

$(63/32 + \varepsilon)$ -approximation algorithm. The above building blocks are not sufficient since the corresponding algorithms need quasi-polynomial time. Therefore, first we consider special cases of boxable solutions for which we design polynomial time algorithms. We begin with such an algorithm for β -boxable solutions for constant β that intuitively collects all the profit from the large tasks in the optimal β -boxable solution and half of the profit of its small tasks.

Lemma 10. *Let $\beta \in \mathbb{N}$ and let $(T_{\text{box}}, h_{\text{box}})$ be a β -boxable solution. There is an algorithm with running time $n^{O(\beta^3/\varepsilon)}$ that computes a solution (T', h') with $w(T') \geq w(T_{\text{box}} \cap T_L) + (1/2 - \varepsilon)w(T_{\text{box}} \cap T_S)$.*

Next, we define laminar boxable solutions which are boxable solutions in which the paths of the boxes form a laminar family and the sizes of the boxes are geometrically increasing through the levels (see Fig. 2). A set of boxes $\mathcal{B} = \{B_1, \dots, B_{|\mathcal{B}|}\}$ with a height assignment $h : \mathcal{B} \rightarrow \mathbb{N}$ is a *laminar set of boxes* if

- the paths of the boxes form a laminar family, i.e., for any two boxes $B_k, B_{k'}$ we have that $P(B_k) \subseteq P(B_{k'})$, $P(B_{k'}) \subseteq P(B_k)$, or $P(B_k) \cap P(B_{k'}) = \emptyset$,
- there is a box $B^* \in \mathcal{B}$ with $P(B) \subseteq P(B^*)$ for each $B \in \mathcal{B}$,
- for each box $B \in \mathcal{B}$ we have that $d_B = (1 + \varepsilon)^k$ for some $k \in \mathbb{N}_0$,
- for each box $B \in \mathcal{B}$ with $d_B = (1 + \varepsilon)^k$ for some integer $k \geq 1$ there is a box $B' \in \mathcal{B}$ with $P(B) \subseteq P(B')$, $d_{B'} = (1 + \varepsilon)^{k-1}$, and $h(B_k) = h(B_{k-1}) + d_{B_{k-1}}$.

We define $P(\mathcal{B}) := P(B^*)$. A β -laminar boxable solution is now a boxable solution whose boxes can be partitioned into sets $\mathcal{B} = \{\mathcal{B}_0, \mathcal{B}_1, \dots, \mathcal{B}_{|\mathcal{B}|-1}\}$ such that the boxes in the sets $\mathcal{B}_1, \dots, \mathcal{B}_{|\mathcal{B}|-1}$ are laminar sets of boxes whose respective paths $P(\mathcal{B}_j)$ are pairwise disjoint and each edge is used by at most β boxes from \mathcal{B}_0 . Also, each box in \mathcal{B}_0 contains exactly one large task and each box in $\mathcal{B}_1, \dots, \mathcal{B}_{|\mathcal{B}|-1}$ contains only small tasks. We design a polynomial time algorithm for finding profitable laminar boxable solutions.

Lemma 11. *Let $(T_{\text{lam}}, h_{\text{lam}})$ be a β -laminar boxable solution. There is an algorithm with a running time of $n^{O(\beta+1/\varepsilon^2)}$ that computes a β -laminar boxable solution (T', h') with $w(T') \geq w(T_{\text{lam}} \cap T_L) + w(T_{\text{lam}} \cap T_S)/(2 + \varepsilon)$.*

The next class of solutions are pile boxable solutions. A set of boxes $\mathcal{B} = \{B_1, \dots, B_{|\mathcal{B}|}\}$ with a height assignment $h : \mathcal{B} \rightarrow \mathbb{N}$ is called a β -pile of boxes if $|\mathcal{B}| \leq \beta$, $P(B_k) \supseteq P(B_{k+1})$, $h(B_k) = (k - 1)U/|\mathcal{B}|$ and $d_{B_k} = U/|\mathcal{B}|$ for each k . We define $P(\mathcal{B}) := P(B_1)$. A β -pile boxable solution is, similarly as above, a boxable solution whose boxes can be partitioned into sets of boxes $\mathcal{B} = \{\mathcal{B}_0, \mathcal{B}_1, \dots, \mathcal{B}_{|\mathcal{B}|-1}\}$ such that the boxes in the sets $\mathcal{B}_1, \dots, \mathcal{B}_{|\mathcal{B}|-1}$ are β -piles of boxes whose respective paths $P(\mathcal{B}_j)$ are pairwise disjoint and each edge is used by at most β boxes in \mathcal{B}_0 . For β -pile boxable solutions we design a polynomial time algorithm that finds essentially the optimal solution of this type.

Lemma 12. *Let $(T_{\text{pile}}, h_{\text{pile}})$ be a β -pile boxable solution. There is an algorithm with a running time of $n^{O(\beta+1/\delta)}$ that computes a β -pile boxable solution (T', h') with $w(T') \geq w(T_{\text{pile}})/(1 + \varepsilon)$.*

Finally, we define jammed solutions (which are *not* defined via boxes). Intuitively, they consist of large and small tasks such that the small tasks are placed in areas between some horizontal line segments and the large tasks such that the small tasks are relatively large compared to the free space on each edge in these areas (see Fig. 2 and Fig. 4). Formally, given a solution (T', h') where we define $T'_L := T' \cap T_L$, let $E' \subseteq E$ be a subpath, and let $B \geq 0$ such that intuitively no task $i \in T'_L$ crosses the line segment $E' \times B$, i.e., for each task $i \in T'_L$ we have that $E' \cap P(i) = \emptyset$ or $h'(i) \geq B$ or $h'(i) + d_i \leq B$. The reader may imagine that we draw the line segment $E' \times B$ in the solution given by the large tasks T'_L and that we are interested in

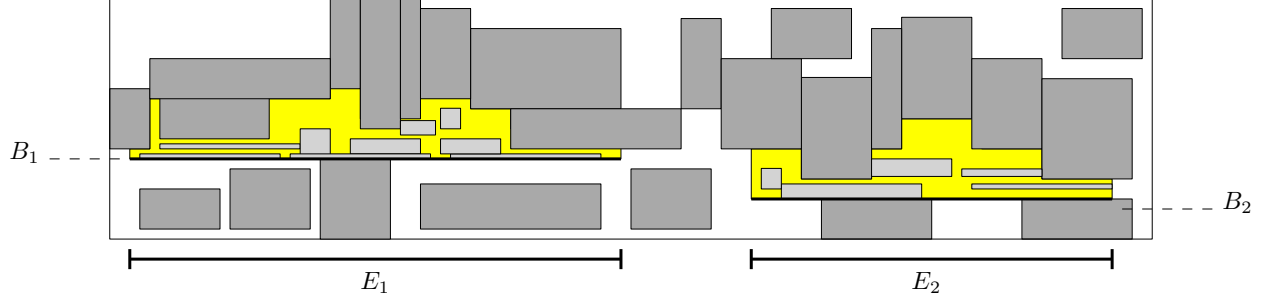


Figure 4: A jammed solution with two subpaths E_1, E_2 corresponding horizontal line segments $E_1 \times B_1$ and $E_1 \times B_2$, and small tasks (light gray) that are jammed in the respective yellow areas between the large tasks (dark gray).

small tasks that are drawn above $E' \times B$. For each edge $e \in E'$ let $u'_e := \min_{i \in T'_L: e \in P(i) \wedge h(i) \geq B} h(i) - B$ and define $u'_e := U - B$ if there is no task $i \in T'_L$ with $e \in P(i)$ and $h(i) \geq B$. A task $i \in T' \cap T_S$ is a δ' -jammed tasks for (T'_L, E', B, h') if $P(i) \subseteq E'$, $B \leq h'(i) \leq h'(i) + d_i \leq u'_e$ for each edge $e \in P(i)$, and there exists an edge $e' \in P(i)$ such that $d_i > \delta' u'_{e'}$, i.e., intuitively i is relatively large for the edge capacities u' .

Definition 13. A solution (T', h') is a δ' -jammed-solution if there are pairwise disjoint subpaths $E_1, \dots, E_k \subseteq E$, values B_1, \dots, B_k , and a partition $T'_S := T' \cap T_S = T'_{S,1} \dot{\cup} \dots \dot{\cup} T'_{S,k}$ such that $T'_{S,\ell}$ is a set of δ' -jammed tasks for $(T'_L, E_\ell, B_\ell, h')$ for each $\ell \in [k]$ with $T'_L := T' \cap T_L$.

Lemma 14. Let $(T_{\text{jam}}, h_{\text{jam}})$ be a δ' -jammed solution. There is an algorithm with a running time of $n^{O_\varepsilon(1/(\delta \cdot \delta')^3)}$ that computes a $O(\delta')$ -jammed solution (T', h') with $w(T') \geq w(T_{\text{jam}})/(1 + \varepsilon)$.

Our key structural lemma for the case of uniform edge capacities shows that for each instance there exists a solution of one of the above types for which the respective algorithm finds a solution of profit at least $\text{opt}/(63/32 + \varepsilon)$. Then Theorem 2 follows from combining Lemmas 10, 11, 12, 14, and 15.

Lemma 15 (Structural lemma, uniform capacities). *Given a SAP-instance (T, E) where $u_e = U$ for each edge $e \in E$ and some value U . There exists at least one of the following solutions*

- a $O_\varepsilon(1)$ -boxable solution $(T_{\text{box}}, h_{\text{box}})$ such that $w(T_{\text{box}} \cap T_L) + w(T_{\text{box}} \cap T_S)/2 \geq \text{OPT}/(63/32 + \varepsilon)$
- a laminar boxable solution $(T_{\text{lam}}, h_{\text{lam}})$ with $w(T_{\text{lam}} \cap T_L) + w(T_{\text{lam}} \cap T_S)/2 \geq \text{OPT}/(63/32 + \varepsilon)$
- a $O_\varepsilon(1)$ -pile boxable solution $(T_{\text{pile}}, h_{\text{pile}})$ with $w(T_{\text{pile}}) \geq \text{OPT}/(63/32 + \varepsilon)$
- a jammed-solution $(T_{\text{jam}}, h_{\text{jam}})$ with $w(T_{\text{jam}}) \geq \text{OPT}/(63/32 + \varepsilon)$.

2.2 Resource augmentation

We consider now again the case of arbitrary edge capacities but under $(1 + \eta)$ -resource augmentation. First, we show that due to the latter we can reduce the general case to the case of a constant range of edge capacities.

Lemma 16. *If there is an α -approximation algorithm with a running time of $n^{O(f(\eta, M))}$ for the case of $(1 + \eta)$ -resource augmentation where $\eta < 1$ and $u_e \leq M u_{e'}$ for any two edges e, e' then there is an $\alpha(1 + \varepsilon)$ -approximation algorithm with a running time of $n^{O(f(\eta, 1/(\varepsilon\eta)))}$ for the case of $(1 + O(\eta))$ -resource augmentation.*

Next, we show that if we are given an instance with a constant range of edge capacities, under $(1 + \eta)$ -resource augmentation we can guarantee that there is an $(1 + \varepsilon)$ -approximative $O_{\varepsilon, \eta}(1)$ -boxable solution. Then Theorem 3 follows by combining Lemmas 6, 10, 16, and 17 with the $(1 + \varepsilon)$ -approximation algorithm for sufficiently small tasks in [28].

Lemma 17. *Given an instance where $u_e \leq M u_{e'}$ for any two edges e, e' with optimal solution (T^*, h^*) . If we increase the edge capacities by a factor of $1 + \eta$, there is a $O_{\varepsilon, \eta}(1)$ -boxable solution (T', h') such that $w(T') \geq w(T^*)/(1 + \varepsilon)$.*

3 Structural lemma, arbitrary capacities

In this section we prove Lemma 8. We first limit the number of large tasks per edge that can appear in a feasible solution.

Lemma 18. *For each edge e and each feasible solution $(T_{\text{SOL}}, h_{\text{SOL}})$ it holds that $|T_{\text{SOL}} \cap T_L \cap T_e| \leq (\log u_e)/\delta^2$.*

Proof. We order the tasks $i \in (T_{\text{SOL}} \cap T_L \cap T_e)$ by their height levels $h(i)$ from bottom to top. We assume w.l.o.g. that $1/\delta^2$ is integer and split the tasks into blocks S_1, S_2, \dots, S_k of size $|S_j| = 1/\delta^2$ for $j \in [k-1]$ and $|S_k| \leq 1/\delta^2$, following the ordering. Since each task has a demand of at least 1, $d(S_1) := \sum_{i \in S_1} d_i \geq 1/\delta^2$. Therefore, for each $i \in S_2$, $h(i) \geq 1/\delta^2$. The bottleneck of i cannot be smaller than its height level, which implies $b(i) \geq 1/\delta^2$. Since $i \in T_L$, we conclude that $d_i \geq 1/\delta$.

More generally, for some index j let $i \in S_j$ be the task with minimal d_i . Then every task $i' \in S_{j+1}$ has a demand $d_{i'} \geq d_i/\delta$. We conclude that for each $j \in [k]$ and each $i \in S_j$, $d_i \geq (1/\delta)^{j-1}$. Since $d_i \leq u_e$ for each task in $\text{OPT} \cap T_e$, for every task $i \in S_k$ we have $u_e \geq d_i \geq 1/\delta^{k-1}$. We therefore obtain $k \leq \log_{1/\delta} u_e + 1 = \log u_e / \log(1/\delta) + 1$. Multiplying with the number of tasks per block, we conclude that $|T_{\text{SOL}} \cap T_L \cap T_e| \leq (\log u_e / \log(1/\delta) + 1)/\delta^2 \leq (\log u_e)/\delta^2$. \square

Consider an optimal solution (OPT, h) . Define $\text{OPT}_L := \text{OPT} \cap T_L$ and $\text{OPT}_S := \text{OPT} \cap T_S$. Since we assumed the maximum edge capacity to be quasi-polynomially bounded, Lemma 18 shows that each edge can be used by at most $1/\delta^2 (\log n)^{O(1)}$ large tasks in OPT . Therefore, the tasks in OPT_L alone form a boxable solution. Since our goal is to improve the approximation ratio of 2 in [28], we are done if $w(\text{OPT}_L) \geq (\frac{1}{2} + \gamma)\text{OPT}$ for some $\gamma > 0$. The reader may therefore imagine that $w(\text{OPT}_L) \leq \text{OPT}/2$ and hence that $w(\text{OPT}_S) \geq \text{OPT}/2$.

We partition the large tasks OPT_L into two groups. We define $\text{OPT}_{L, \downarrow} := \{i \in \text{OPT}_L \mid h(i) < d_i\}$ and $\text{OPT}_{L, \uparrow} := \{i \in \text{OPT}_L \mid h(i) \geq d_i\}$. In the next lemma we show that there is a boxable solution that contains essentially all tasks in $\text{OPT}_S \cup \text{OPT}_{L, \uparrow}$.

Lemma 19. *For an arbitrary $0 < \varepsilon \leq 1/3$ there exists a boxable solution with profit at least $(1 - \varepsilon)w(\text{OPT}_S \cup \text{OPT}_{L, \uparrow})$.*

Proof. We start with some shifting arguments which repeatedly generate some slack. Let $\beta \in [1/\varepsilon]$ be an offset. We define $\tau_1 := (1/\delta)^{k/\varepsilon + \beta}$ and $\tau_2 := (1/\delta)^{(k+1)/\varepsilon + \beta}$ for some $k \in \mathbb{Z}$. Observe that Lemma 4 implies $\mu\tau_2 \leq \varepsilon^8 \tau_1$. We remove all tasks $i \in \text{OPT}$ from OPT such that $b(i) \in [\tau_1, 3\tau_1/\delta^3 + 2)$. Also, we remove all tasks $i \in \text{OPT}_S$ such that $[h(i), h(i) + d_i] \cap [\tau_1, 3\tau_1/\delta^3 + 2) \neq \emptyset$. Additionally, we remove all tasks $i \in \text{OPT}_L$ such that $h(i) \in [\tau_1, 3\tau_1/\delta^3 + 2)$ or $h(i) + d_i \in [\tau_1, 3\tau_1/\delta^3 + 2)$. Furthermore, we remove each task $i \in (\text{OPT}^k \cap T_S)$ with $h(i) < \ell \cdot \tau_1 < h(i) + d_i$ for some $\ell \in \mathbb{N}$.

Denote by REM the resulting set of removed tasks. Via a shifting argument, there is an offset $\beta \in [1/\varepsilon]$ such that $w(REM) \leq O(\varepsilon)w(OPT)$. Slightly abusing notation, we refer to OPT as the original optimal solution without the tasks in REM and the same respectively for OPT_L and OPT_S .

Let $k \in \mathbb{Z}$. We consider the tasks $i \in OPT$ such that $b(i) \in [\tau_1, \tau_2)$ and denote them by OPT^k . Note that $b(i) \geq \tau_1/\delta^3 + 2$ for each $i \in OPT^k$. The reason is that for each task $i \in OPT^k \cap (OPT_S \cup OPT_L)$, we have $[h(i), h(i) + d_i) \cap [\tau_1, \tau_1/\delta^3 + 2) = \emptyset$.

Additional to the structural implications, the removal yields some slack which we can use to untangle the interactions between the large and small tasks and group the small tasks into boxes. We will use the free space for three types of modification.

For each $\ell \in \mathbb{N}$, let $E_{\ell,1}, \dots, E_{\ell,s}$ denote the sets of maximally long subpaths of E such that $u(e) \geq (\ell + 1) \cdot \tau_1$ for each $e \in E_{\ell,s'}$ and each $s' \in [s]$.

For each ℓ such that $1 \leq \ell < \tau_2/\tau_1$ and each s' , we define a box $B_{\ell,s'}$ with dimensions $\tau_1 \times E_{\ell,s'}$. We place the box to height level $h(B_{\ell,s'}) = \ell \cdot \tau_1$.

(1) For the first type of modification, We assign to $B_{1,s'}$ all tasks $i \in OPT^k \cap OPT_S$ such that $P(i) \subseteq E_{1,s'}$ and $h(i) < \tau_1$. Note that each task in OPT^k with $h(i) \leq \tau_1$ that we did not remove with the shifting argument is moved into one of the boxes. Furthermore, each moved task i satisfies $d_i \leq \mu \cdot \tau_2 \leq \varepsilon^8 d(B_{1,s'})$.

(2) We continue with moving down tasks. We move each task $i \in OPT^k$ with $h(i) > \tau_1$ to a new position $h'(i) = h(i) - \tau_1$.

After the modification, each i is located entirely inside of some box and for each $i \in B_{\ell',s'}$, $d(i) \leq \varepsilon^8 d(B_{\ell',s'})$. Observe that the set of removed tasks REM contains all small tasks crossing the boundary of some box. After moving the tasks, the previously empty boxes $B_{2/\delta^2-1,s'}$ may be used and all boxes $B_{\ell,s'}$ for $\ell \in \{2, 3, \dots, 2/\delta^2 - 2\}$ are still empty.

(3) We finally have to process the large tasks $OPT^k \cap T_L$. Our plan is to prune the large tasks and to grow them to the original size using the remaining slack. We round $h'(i)$ to the next larger multiple of τ_1 and set d'_i to the next smaller multiple of τ_1 . We then remove an additional τ_1 from d'_i . Observe that after the pruning, the upper and lower side of i are located exactly at two boundaries of boxes and the tasks do not overlap with other tasks. The value d_i is reduced by less than $2\tau_1$. We aim to use the remaining slack obtained by the shifting argument in order to scale the large tasks back to their original sizes. The most intuitive scaling would multiply all box sizes by some factor that creates sufficient space for scaling up the large tasks. There is, however, not enough slack to use the same factor for all boxes. Instead, we partition the boxes into classes and scale by a factor depending on the class. Intuitively, a box with a large index cannot contain large tasks with a small bottleneck. For large tasks with a large bottleneck, however, a smaller scaling factor is sufficient.

We define classes $\mathcal{B}_1, \mathcal{B}_2, \dots, \mathcal{B}_{1/\delta}$ of boxes such that \mathcal{B}_j contains all boxes $B_{\ell,s'}$ with $(1/\delta)^{j-1}\tau_1 \leq \ell < (1/\delta)^j\tau_1$. Observe that no box in $\mathcal{B}_1, \mathcal{B}_2$ or \mathcal{B}_3 contains tasks from $T_L \cap OPT^k$.

Scaling up the size of a box $B_{\ell,s'}$ with $\ell > 3/\delta^3$ by a factor $1 + \alpha$ means to define a new demand d' with $d'_B = (1 + \alpha)d_B$. Scaling a class \mathcal{B}_j means to scale all $B \in \mathcal{B}_j$ and additionally to change the height $h(B)$ to $h'(B) = h(B) - \alpha d_B$ for all $B \in \bigcup_{3 \leq j' \leq j} \mathcal{B}_{j'}$. Similarly, we set $h'(i) = h(i) - \alpha d_B$ for all $i \in B$ with $B \in \bigcup_{3 \leq j' \leq j} \mathcal{B}_{j'}$. Intuitively, the scaling moved down all boxes and tasks under the scaled box, using the free space within the class 1, 2 and 3 boxes, and a few of the class 4 boxes.

For all $j \geq 4$, we scale \mathcal{B}_j by a factor $1 + 3 \cdot \delta^{j-2}$. We claim that after the scaling, we can add a demand of $2\tau_1$ to each task from $OPT^k \cap T_L$ without overlapping with other tasks. Let $i \in OPT^k \cap T_L$ be a large task with $b_i \in [(1/\delta)^{j-1}\tau_1, (1/\delta)^j\tau_1)$. Then the truncated version i spans at least $(1/\delta)^{j-2} - 2$ boxes and each box is located in a class $\mathcal{B}_{j'}$ with $j' \leq j$. Since the scaling monotonously decreases with increasing j , each box is scaled by a factor at least $1 + 3 \cdot \delta^{j-2}$, leaving an additional space $((1/\delta)^{j-2} - 2)\tau_1 \cdot (3 \cdot \delta^{j-2}) \geq 2\tau_1$.

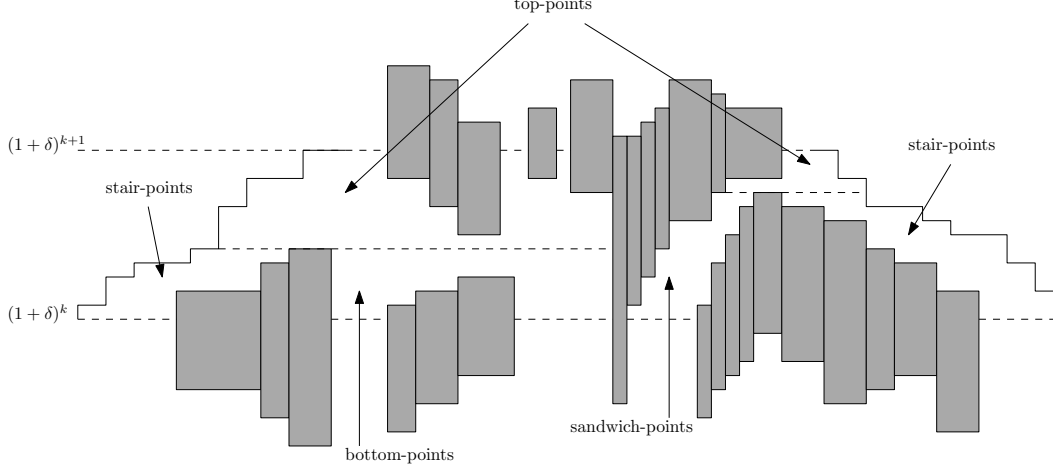


Figure 5: The different types of points within a corridor C_k . Note that the small tasks are not shown in the figure.

We finally argue that the overall scaling of all classes only consumes the free space. Note that there are $1/\delta - 3$ classes \mathcal{B}_j which we have scaled. The scaling of a class j leads to an overall increase of demands per edge of less than the scaling factor minus one, multiplied with the total demand of \mathcal{B}_j , which is $3 \cdot \delta^{j-2} \cdot (1/\delta)^j \tau_1 \leq 3\tau_1/\delta^2$. The total demand over all blocks is therefore less than $3\tau_1/\delta^3$, which is exactly the remaining free space. \square

Intuitively, if now $w(\text{OPT}_{L,\uparrow}) \geq \gamma \text{OPT}$ for some $\gamma > 0$ then $w(\text{OPT}_S \cup \text{OPT}_{L,\uparrow}) \geq (\frac{1}{2} + \gamma) \text{OPT}$ and we are done, due to Lemma 6 and Lemma 19. The reader therefore may imagine that $w(\text{OPT}_{L,\uparrow}) = 0$ and $w(\text{OPT}_S) = \text{OPT}/2$ and hence also $w(\text{OPT}_{L,\downarrow}) = \text{OPT}/2$.

Next, we define solutions that either consist of $\text{OPT}_{L,\downarrow}$ or of a subset of $\text{OPT}_{L,\downarrow}$ and additionally some small tasks. We will prove that one of the constructed sets or $\text{OPT}_S \cup \text{OPT}_{L,\uparrow}$ has large profit.

In the sequel, we will identify the vertices $\{v_1, \dots, v_{|V|}\}$ of (V, E) with the coordinates $1, \dots, |V|$ and a path P between vertices $v_i, v_{i'}$ with the closed interval $[i, i']$. For each task $i \in \text{OPT}$ define its rectangle $R_i := P(i) \times [h(i), h(i) + d_i]$. We will identify a task i with its rectangle R_i .

We define $(\log n)^{O_\delta(1)}$ corridors. We draw a horizontal line $\ell^{(k)}$ with y -coordinate $y = (1 + \delta)^k$ for each $k \in \mathbb{N}$. For each $k \in \mathbb{N}$ we define the area $\mathbb{R} \times [\ell^{(k)}, \ell^{(k+1)})$ to be the *corridor* C_k . Consider a task $i \in \text{OPT}_L$. Observe that the rectangle R_i has to be intersected by at least one line $\ell^{(k)}$ since $d_i > \delta \cdot b(i)$. Also, observe that for each edge e and each corridor C_k there can be at most two tasks $i, i' \in \text{OPT}_L$ whose respective paths $P(i), P(i')$ use e and whose respective rectangles $R_i, R_{i'}$ intersect C_k . If there are two such task i, i' then for one of them its rectangle must intersect $\ell^{(k)}$ and for the other its rectangle must intersect $\ell^{(k+1)}$.

Let C_k be a corridor. For a task i with $R_i \cap C_k$ we say that i is a *top-task* for C_k if $h(i) \in [(1 + \delta)^k, (1 + \delta)^{k+1})$, a *bottom-task* for C_k if $h(i) + d_i \in [(1 + \delta)^k, (1 + \delta)^{k+1})$, and a *cross-task* for C_k if $h(i) < (1 + \delta)^k$ and $h(i) + d_i \geq (1 + \delta)^{k+1}$. We partition the area of C_k that is not used by large tasks into connected components of points. For each point p , let ℓ_p denote the maximally long horizontal line segment that contains p and that neither crosses a large task nor the capacity profile. We say that p is a *top-point*, if each endpoint of ℓ_p touches a top-task or the capacity profile; p is a *sandwich-point*, if one of the end-points of ℓ_p touches a top-task and the other end-point touches a bottom-task; p is a *stair-point*, if one end-point of

ℓ_p touches a bottom-task and the other end-point touches the capacity profile; and p is a *bottom-point*, if both end-points of ℓ_p touch a bottom-task, see Fig. 5. In the sequel, we are interested in connected components in C_k of top-, sandwich-, stair-, and bottom-points.

Lemma 20. *Each edge e can be used by at most one connected component of top-points within a corridor C_k . The same statement holds for connected components of sandwich-, stair-, and bottom-points.*

Proof. By contradiction, let us assume that edge $e \in E$ has two points p, p' in C_k such that p and p' are points of distinct components of top points. Then each point on the line segment connecting p with p' is also a top point, contradicting that p and p' are in distinct components of top points. For connected components of sandwich-, stair-, and bottom-points the claim can be shown similarly. \square

We go through the different types of points and describe what we do with the small tasks contained in their respective connected components. First, let $\text{OPT}_{S,\text{cross}} \subseteq \text{OPT}_S$ denote the tasks $i \in \text{OPT}_S$ such that i intersect at least two different connected components, e.g., a connected component of top-points and a connected component of sandwich-points, or such that i is a cross-task for a corridor C_k .

Lemma 21. *Each edge is used by at most $(\log n)^{O(1)} / \log(1 + \delta)$ different tasks in $\text{OPT}_{S,\text{cross}}$.*

Proof. Since for each edge $e \in E$, $u_e \leq n^{(\log n)^{O(1)}}$, there are at most $\log_{1+\delta} n^{(\log n)^{O(1)}} = \frac{(\log n)^{O(1)}}{\log(1+\delta)}$ many corridors. Now the claim follows from Lemma 20. \square

In particular, $\text{OPT}_{L,\downarrow} \cup \text{OPT}_{S,\text{cross}}$ forms a boxable solution. Intuitively, if $w(\text{OPT}_{S,\text{cross}}) \geq \gamma \text{OPT}$ then this solutions is at least as good as $(\frac{1}{2} + \gamma) \text{OPT}$. Therefore, the reader may imagine $w(\text{OPT}_{S,\text{cross}}) = 0$.

Top-points. Let $C \subseteq C_k$ be a connected component of top-points in C_k . Let $\text{OPT}_S(C) \subseteq \text{OPT}_S$ denote the small tasks in OPT_S that are contained in C . Let h denote the minimum y -coordinate of a point in C . For each edge e that is used by C let h_e be the value $h(i)$ of the task $i \in \text{OPT}_L$ such that $e \in P(i)$ and $h(i) \in [(1 + \delta)^k, (1 + \delta)^{k+1})$ and we define $h_e := \min\{(1 + \delta)^{k+1}, u_e\}$ if there is no such task i (observe that there can be at most one such task i). Observe that the tasks in $\text{OPT}_S(C)$ form a feasible solution for the SAP-instance defined on all edges used by C such that each edge e has capacity $h_e - h$. Therefore, on $\text{OPT}_S(C)$ we apply the following lemma.

Lemma 22. *Given a solution (T', h') for a SAP instance where $\max_e u_e \leq n^{(\log n)^c}$ for some constant c . Then there are sets $T'_L \subseteq T'$ and $T'_S \subseteq T'$ with $w(T'_L \cup T'_S) \geq (1 - O(\varepsilon))w(T')$ and there is an $\eta = O_{\varepsilon, \delta}(1)$ such that*

1. *for each edge e it holds that $|T'_L \cap T_e| \leq (\log n)^{O_{\varepsilon, \delta}(c)}$, and*
2. *for each task $i \in T'_L$ there is an edge $e \in P(i)$ with $d_i \geq \eta u_e$,*
3. *there is a boxable solution for T'_S in which each edge e is used by at most $(\log n)^{O_{\varepsilon}(c)}$ boxes,*
4. *these boxes form groups of laminar sets of boxes.*

Proof. Let T'_L be the set of tasks i such that $d_i \geq \delta u_e$. Analogous to the proof of Lemma 18, also the first property holds. Let $T'' := T' \setminus T'_L$. We show how to find a subset of $T'_S \subseteq T''$ such that T'_S satisfies the last two properties and $w(T'_S) \geq (1 - O(\varepsilon))w(T'')$. We are left with an instance where all tasks have demand $d_i \leq \eta b(i)$ for each task $i \in T''$. If there are edges $e \in E$ with $u_e = 0$, the instance decomposes

into independent sub-instances. We therefore assume w.l.o.g. that there is no edge e with $u_e = 0$ and find a single laminar set of boxes with height function \bar{h} as follows.

Our first step is to create an overestimating profile of boxes. There is a box B_0 with $P(B_0) = E$, $h(B_0) = 0$ and $d_{B_0} = 1$. Then, for each $j > 0$, we define the box B_j such that $d_{B_j} = (1 + \varepsilon)^{j-1} \cdot (1 + 3\varepsilon)$ and $\bar{h}_{B_j} = \sum_{j' < j} ((1 + \varepsilon)^{j'-1} \cdot (1 + 3\varepsilon))$, and $P(B_j) = E$. The boxes thus partition the profile into strips.

We next ensure that no box B has tasks with demand larger than $\varepsilon^{10} d_B$. Let T'' be the set of tasks $i \in T'$ such that drawn at h' it touches a box B with $d_B \geq d_i / \varepsilon^{10}$. Using a random shift argument, for each box B we free a strip of size $2\varepsilon d_B$ of weight at most $O(\varepsilon)w(T'')$. We use half of the free strips to move up tasks from $T' \setminus T''$. Observe that for a box B_ℓ , $\varepsilon d_{B_\ell} > h(B_{\ell'})$ for all $\ell' < \ell - O(\log(1/\varepsilon)/\log(1 + \varepsilon))$. If there is an $i \in B_{\ell'}$ with bottleneck at least d_{B_ℓ} and $P(B_\ell) \cap B_{\ell'}(i)$ overlap, we can therefore move i up at least until the free space of B_ℓ . By a suitable choice of η , we can ensure that we can move all tasks $i \in T' \setminus T''$ up into free strips such that afterwards, each task i touches a box with demand at least d_i / ε^{10} . We use the other half to move tasks down within each box B such that for no task i , $h(i) < h(B) + d_B < h(i) + d_i$.

We still have the problem that the profiles of the boxes may exceed the capacity profile. To solve the problem, we remove a strip of demand 2ε from each box in the same way as we did above. We then shrink each box B_j to the size $(1 + \varepsilon)^j$ and adjust $h(B)$ such that for each j , B_{j+1} has height level $h(B_{j+1}) = h(B_j) + d_{B_j}$. Note that after the shrinking, the boxes have the demands and heights required for a laminar set of boxes. For each j , we have moved down the value $h(B_j) + d_{B_j}$ of each box B_j by at least $2\varepsilon \cdot \sum_{j' \leq j} (1 + \varepsilon)^{j'} > d(B_j)$. Each task is still not larger than $\varepsilon^8 d_B$ if it touches B . We cut each box B_j into boxes $\mathcal{B}_j = \{B_{j,1}, \dots, B_{j,k_j}\}$ such that each $B_{j,k'}$ is entirely within the capacity profile and $P(B_{j,k'})$ is maximal. Now each task i is entirely contained in some box B since moving up i by d_B would exceed the bottleneck of i . \square

Let $\text{OPT}_{S,\text{top}} \subseteq \text{OPT}_S$ denote all tasks in OPT_S that are contained in a connected component of top-points in some corridor. We apply Lemma 22 to each such connected component and obtain sets $\text{OPT}_{S,\text{top},L}, \text{OPT}_{S,\text{top},S}$. Let $\text{OPT}'_{S,\text{top}}$ be the set of larger weight among $\text{OPT}_{S,\text{top},L}$ and $\text{OPT}_{S,\text{top},S}$ and then $\text{OPT}'_{S,\text{top}} \cup \text{OPT}_{L,\downarrow}$ is a boxable solutions. Intuitively, if $w(\text{OPT}'_{S,\text{top}}) \geq \gamma \text{OPT}$ then this solution is at least as good as $(\frac{1}{2} + \frac{\gamma}{2} - \varepsilon)\text{OPT}$. Therefore, the reader may imagine that $w(\text{OPT}'_{S,\text{top}}) = 0$.

Bottom-points. Let $\text{OPT}_{S,\text{bottom}} \subseteq \text{OPT}_S$ denote all tasks in OPT_S that are contained in a connected component of bottom-points in some corridor. The case is symmetric to the case of top-points in the sense that if we mirrored OPT along the y -axis then the tasks in each connected component C of bottom-points would form the solution to a suitably defined SAP-instance. On each such component C we can apply Lemma 22 and define $\text{OPT}_{S,\text{bottom},L}, \text{OPT}_{S,\text{bottom},S}$, and $\text{OPT}'_{S,\text{bottom}}$ similarly. The reader may therefore imagine that also $w(\text{OPT}'_{S,\text{bottom}}) = 0$.

Sandwich-points. Next we define a boxable solution containing the small tasks in connected components of sandwich-points. To this end, imagine that for each corridor C_k we flip a coin, i.e., we define a random variable $p_k \in \{\text{top}, \text{bottom}\}$ with $\text{Prob}[p_k = \text{top}] = \text{Prob}[p_k = \text{bottom}] = 1/2$. If $p_k = \text{top}$ then we delete all tasks $i \in \text{OPT}_{L,\downarrow}$ such that the bottom edge of R_i is contained in C_k , i.e., such that $h(i) \in [(1 + \delta)^k, (1 + \delta)^{k+1})$. If $p_k = \text{bottom}$ then we delete all tasks $i \in \text{OPT}_{L,\downarrow}$ such that the top edge of R_i is contained in C_k , i.e., such that $h(i) + d_i \in [(1 + \delta)^k, (1 + \delta)^{k+1})$. Let $\text{OPT}'_{L,\downarrow} \subseteq \text{OPT}_{L,\downarrow}$ denote the tasks $i \in \text{OPT}_{L,\downarrow}$ that we do not delete. Each task $i \in \text{OPT}_{L,\downarrow}$ is thus *not* deleted with probability $1/4$.

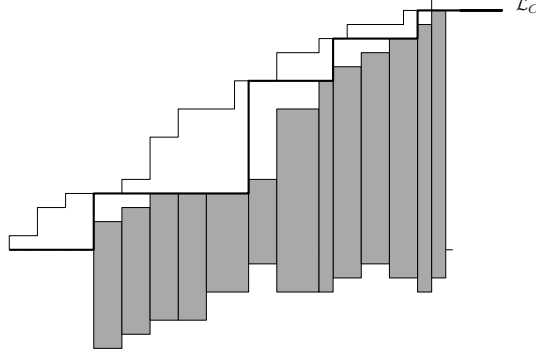


Figure 6: The line segments \mathcal{L}_C that partition a connected component of stair points, denote by the bold sequence of line segments. Note that the small tasks are not shown in the figure.

Proposition 23. *There are values $\{p_k\}_{k \in \mathbb{N}}$ such that for the resulting set $\text{OPT}'_{L,\downarrow}$ it holds that*

$$w(\text{OPT}'_{L,\downarrow}) \geq \frac{1}{4}w(\text{OPT}_{L,\downarrow}).$$

Consider a corridor C_k . Let C be a connected component of sandwich-points in C_k (according our definition based on $\text{OPT}_{L,\downarrow}$, rather than $\text{OPT}'_{L,\downarrow}$). Let $\text{OPT}_S(C)$ denote all small tasks contained in C . Assume that $p_k = \text{bottom}$, the other case being symmetric. Let h denote the minimum y -coordinate of a point in C . Let x_{\min} and x_{\max} denote the minimum and maximum x -coordinates of points in C . Then x_{\min} and x_{\max} correspond to vertices v_{\min}, v_{\max} . Like above, for each edge e that is used by C let h_e be the value $h(i)$ of the task $i \in \text{OPT}_{L,\downarrow}$ such that $e \in P(i)$ and $h(i) \in [(1+\delta)^k, (1+\delta)^{k+1})$ and we define $h_e := (1+\delta)^{k+1}$ if there is no such task i (observe that there can be at most one such task i). Then the tasks in $\text{OPT}_S(C)$ form a feasible solution for the SAP-instance defined on all edges used by C such that each edge e has capacity $h_e - h$. We apply Lemma 22 to the tasks in $\text{OPT}_S(C)$ and obtain two sets $\text{OPT}_{S,S}(C), \text{OPT}_{S,L}(C)$. Let \mathcal{C}_{sw} denote the set of connected components of sandwich-points. We define $\text{OPT}_{S,\text{sw},S} := \bigcup_{C \in \mathcal{C}_{\text{sw}}} \text{OPT}_{S,S}(C)$ and $\text{OPT}_{S,\text{sw},L} := \bigcup_{C \in \mathcal{C}_{\text{sw}}} \text{OPT}_{S,L}(C)$. Then $\text{OPT}_{L,\downarrow} \cup \text{OPT}'_{S,\text{sw},L}$ forms a boxable solution. Therefore, the reader may imagine that $w(\text{OPT}_{S,\text{sw},L}) = 0$. Then $\text{OPT}'_{L,\downarrow} \cup \text{OPT}_{S,\text{sw},S}$ forms a boxable solution. Therefore, if $w(\text{OPT}_{S,\text{sw},S}) \geq (\frac{3}{8} + \gamma)\text{OPT}$ then this solution has a profit of at least $w(\text{OPT}'_{L,\downarrow}) + w(\text{OPT}_{S,\text{sw},S}) \geq \frac{1}{8}\text{OPT} + (\frac{3}{8} + \gamma)\text{OPT} \geq (\frac{1}{2} + \gamma)\text{OPT}$. Therefore, the reader may imagine that $w(\text{OPT}_{S,\text{sw},S}) \leq \frac{3}{8}\text{OPT}$ and therefore $w(\text{OPT}_{S,\text{rest}}) \geq \frac{1}{8}\text{OPT}$ where $\text{OPT}_{S,\text{rest}} := \text{OPT}_S \setminus (\text{OPT}_{S,\text{cross}} \cup \text{OPT}_{S,\text{top}} \cup \text{OPT}_{S,\text{bottom}} \cup \text{OPT}_{S,\text{sw}})$.

Stair-points. Let $C \subseteq C_k$ be a connected component of stair-points within some corridor C_k . Assume that for each point $p \in C$ we have that the left endpoint of ℓ_p touches the capacity profile and the right endpoint touches a large task. We define a sequence of line segments \mathcal{L}_C that partition C , see Fig. 6. We start with the bottom-left point of C , denoted by p_0 . Suppose inductively that we defined $2k'$ points for some $k' \in \mathbb{N}_0$. Let $p_{2k'} = (x_{2k'}, y_{2k'})$ denote the last defined point. We define $p_{2k'+1} = (x_{2k'+1}, y_{2k'+1})$ to be the rightmost point of the form $(x, y_{2k'})$ such that the line segment connecting $p_{2k'}$ and $(x', y_{2k'})$ does not cross a large task. Then we define $p_{2k'+2} = (x_{2k'+1}, y_{2k'+1})$ to be the top-most point of the form $(x_{2k'+1}, y)$ such that the line segment connecting $p_{2k'+1}$ and $(x'_{2k'+1}, y)$ lies within C and neither crosses the capacity profile nor the line $\mathbb{R} \times (1+\delta)^{k+1}$, i.e., the top-boundary of C_k . We finish once we arrived at a point $p_{k''}$ such that the next point $p_{k''+1}$ would be identical to $p_{k''}$. We do a symmetric construction for connected components

$C' \subseteq C_k$ such that the right endpoint of each ℓ_p touches the capacity profile and the left endpoint touches a large task.

For each component C within some corridor C_k let

$$\text{OPT}_{S,\text{no-cross}}^{(k)}(C) \subseteq \text{OPT}_{S,\text{rest}} \cap \text{OPT}_S^{(k)}(C)$$

denote all small tasks in $\text{OPT}_{S,\text{rest}} \cap \text{OPT}_S^{(k)}(C)$ that are not crossed by a vertical line segment in \mathcal{L}_C . For those we apply Lemma 22 and obtain sets $\text{OPT}_{S,\text{no-cross},L}^{(k)}(C), \text{OPT}_{S,\text{no-cross},S}^{(k)}(C)$. Let

$$\text{OPT}_{S,\text{no-cross},L} := \bigcup_k \bigcup_C \text{OPT}_{S,\text{no-cross},L}^{(k)}(C)$$

and

$$\text{OPT}_{S,\text{no-cross},S} := \bigcup_k \bigcup_C \text{OPT}_{S,\text{no-cross},S}^{(k)}(C)$$

and let $\text{OPT}_{S,\text{no-cross}}'$ denote the more profitable set among $\text{OPT}_{S,\text{no-cross},L}$ and $\text{OPT}_{S,\text{no-cross},S}$. Note that $\text{OPT}_{L,\downarrow} \cup \text{OPT}_{S,\text{no-cross}}'$ forms a boxable solution. Therefore, the reader may imagine that

$$w(\text{OPT}_{S,\text{no-cross}}') = w(\text{OPT}_{S,\text{no-cross},L}) = w(\text{OPT}_{S,\text{no-cross},S}) = 0.$$

For each connected component C of stair points let $\text{OPT}_{S,\text{stair}}^{(k)}(C) \subseteq \text{OPT}_S^{(k)}(C)$ denote all small tasks in C that are crossed by a vertical line segment in \mathcal{L}_C . Let $\text{OPT}_{S,\text{stair}} := \bigcup_k \bigcup_C \text{OPT}_{S,\text{stair}}^{(k)}(C)$.

Lemma 24. *We have that $\text{OPT}_{L,\downarrow} \cup \text{OPT}_{S,\text{stair}}$ forms a $(\log n / \delta^2)^{O(c+1)}$ -stair-solution.*

Proof. Consider a vertical line segment ℓ in a set \mathcal{L}_C for a connected component C of stair-points. Assume that for each point $p \in C$ we have that the left endpoint of ℓ_p touches the capacity profile and the right endpoint touches a large task. We define a stair block $\mathcal{SB} = (e_L, e_M, e_R, f, T'_L, h')$. We define T'_S to be the tasks in $\text{OPT}_{S,\text{stair}}^{(k)}$ that cross ℓ . Let v denote the vertex that represents the x -coordinate of ℓ . We define e_M to be the edge on the left of v . Let ℓ' denote the horizontal line segment in \mathcal{L}_C on the left of ℓ . Let (v', y) denote the left endpoint of ℓ' . We define e_L to be the edge on the right of v' . We define e_R to be the rightmost edge that is contained in the path $P(i)$ of a task $i \in T'_S$. We define T'_L to be all tasks $i \in \text{OPT}_{L,\downarrow}$ with $h(i) \leq u_{e_L}$ and $h(i) + d_i \geq u_{e_L}$ and such that $P(i)$ intersects the path between (and including) e_M and e_R (i.e., the tasks that intersect the line segment $[v, v_R] \times \{u_{e_L}\}$ where v_R is the right vertex of u_{e_R}).

We do this operation for each vertical line segment in each set \mathcal{L}_C for each corridor C_k . We argue that the defined stair-blocks are pairwise compatible. A large task i can be contained in the set T'_L of a stair-block of a corridor C_k only if its topmost edge is contained in C_k . Hence, by construction a large task can participate in at most one of the stair-blocks defined for C_k . Hence, $T'_L \cap \bar{T}'_L = \emptyset$ for any two defined stair-block $SB = (T'_S, T'_L, e_L, e_M, e_R, h)$ and $\bar{SB} = (\bar{T}'_S, \bar{T}'_L, \bar{e}_L, \bar{e}_M, \bar{e}_R, h)$. Also, by construction we have that $T'_S \cap \bar{T}'_S = \emptyset$. Suppose that there is a task $i \in \bar{T}'_L$ such that it holds that $P(i) \cap P(SB) \neq \emptyset$. Assume that \bar{SB} was defined in a corridor $C_{\bar{k}}$ and that SB was defined in a corridor C_k . If $\bar{k} > k$ then $h(i) \geq u_{e_M}$ since otherwise the point $(s_i, h(i) + \eta)$ for some $\eta > 0$ is not a stair point and thus a point in the line segment ℓ defining SB is not a stair point either. If $\bar{k} < k$ then $h(i) + d_i \leq (1 + \delta)^{k'+1} \leq u_{e_M}$. If $\bar{k} = k$ then $P(i) \cap P(SB)$ must lie completely on the left of e_M and by construction of the line segments \mathcal{L}_C it holds that $h(i) + d_i \leq u_{e_L}$.

Consider a stair-block $SB = (T'_S, T'_L, e_L, e_M, e_R, h)$ defined in a corridor C_k and a large task $i \in \text{OPT}_{L,\downarrow} \setminus T'_L$. The task i is compatible with SB since if $P(i) \cap P(SB) \neq \emptyset$ then if $h(i) < u_{e_M}$ and $h(i) + d_i > u_{e_L}$ then $i \in T'_L$. \square

Based on our definitions above we define the following solutions: Let $\text{OPT}^{(0)} := \text{OPT}_L$ which is a boxable solution due to Lemma 18. Let $\text{OPT}^{(1)}$ denote the boxable solution due to Lemma 19 whose profit is at least $(1-\varepsilon)w(\text{OPT}_S \cup \text{OPT}_{L,\uparrow})$. Whenever we applied Lemma 22 above we obtained a set of relatively large tasks (e.g., $\text{OPT}_{S,\text{bottom},L}$) and a set of relatively small tasks (e.g., $\text{OPT}_{S,\text{bottom},S}$). We can combine all corresponding sets of relatively large tasks and the tasks in $\text{OPT}_{S,\text{cross}}$ (see Lemma 21) to one boxable solution $\text{OPT}^{(2)} := \text{OPT}_{L,\downarrow} \cup \text{OPT}_{S,\text{cross}} \cup \text{OPT}_{S,\text{top},L} \cup \text{OPT}_{S,\text{bottom},L} \cup \text{OPT}_{S,\text{sw},L} \cup \text{OPT}_{S,\text{no-cross},L}$. Similarly, we can combine all corresponding sets of relatively large tasks to one boxable solution $\text{OPT}^{(3)} := \text{OPT}_{L,\downarrow} \cup \text{OPT}_{S,\text{top},S} \cup \text{OPT}_{S,\text{bottom},S} \cup \text{OPT}_{S,\text{no-cross},S}$. Also, we have that $\text{OPT}^{(4)} := \text{OPT}'_{L,\downarrow} \cup \text{OPT}_{S,\text{sw},S}$ is a boxable solutions. Finally, we have that $\text{OPT}^{(5)} := \text{OPT}_{L,\downarrow} \cup \text{OPT}_{S,\text{stair}}$ forms a stair-solution.

To prove the claimed approximation ratio, suppose first that $w(\text{OPT}_{S,\text{stair}}) \geq \frac{1}{\alpha} \cdot \text{opt}$ and therefore, $w(\text{OPT}_{S,\text{stair}}) \geq \frac{1}{\alpha} w(\text{OPT}_{L,\downarrow})$. On the one hand, consider the following the following LP

$$\begin{aligned}
& \min z \\
& x_{SSWL} + x_{SNCS} + x_{SNCL} + x_{SZ} + x_{SCr} + x_{SBS} + x_{SBL} + \\
& \quad x_{STS} + x_{STL} + x_{SSWS} + x_{LU} + x_{LD} = 1 \\
& \quad x_{LU} + x_{LD} \leq z \\
& x_{SCr} + x_{SBS} + x_{SBL} + x_{STS} + x_{STL} + x_{SSWS} + x_{SSWL} + x_{SNCS} + x_{SNCL} + x_{SZ} + x_{LU} \leq z \\
& \quad x_{LD} + x_{SCr} + x_{STL} + x_{SBL} + x_{SSWL} + x_{SNCL} \leq z \\
& \quad x_{LD} + x_{STS} + x_{SBS} + x_{SNCS} \leq z \\
& \quad x_{LD}/4 + x_{SSWS} \leq z \\
& \quad x_{LD} + \frac{1}{8(\alpha+1)} x_{SZ} \leq z \\
& \quad x_{SZ} \geq \frac{1}{\alpha} \\
& x_{SSWL}, x_{SNCS}, x_{SNCL}, x_{SZ}, x_{SCr}, x_{SBS}, x_{SBL}, x_{STS}, x_{STL}, x_{SSWS}, x_{LU}, x_{LD}, z \geq 0
\end{aligned}$$

where the interpretation is that the worst case is that the optimal solution OPT satisfies the equalities $x_{LT} = w(\text{OPT}_{L,\uparrow})/\text{opt}$, $x_{LD} = w(\text{OPT}_{L,\downarrow})/\text{opt}$, $x_{SBS} = w(\text{OPT}_{S,\text{bottom},S})/\text{opt}$, etc. For $\alpha = 8.33$, the above LP has a feasible solution given by $x_{SCr} = x_{SBS} = 1/625$, $x_{SBL} = x_{STS} = x_{STL} = x_{SSWL} = x_{SNCS} = x_{SNCL} = 0$, $x_{SSWS} = 193/500$, $x_{SZ} = 7503/62500$, $x_{LU} = 389/250000$, $x_{LD} = 124799/250000$, with objective value between 0.500804 and 0.500805. On the other hand, if $w(\text{OPT}_{S,\text{stair}}) < \alpha \cdot \text{opt}$ then we consider the following LP.

$$\begin{aligned}
& \min z \\
& x_{SSWL} + x_{SNCS} + x_{SNCL} + x_{SZ} + x_{SCr} + x_{SBS} + x_{SBL} + \\
& \quad x_{STS} + x_{STL} + x_{SSWS} + x_{LU} + x_{LD} = 1 \\
& \quad x_{LU} + x_{LD} \leq z \\
& x_{SCr} + x_{SBS} + x_{SBL} + x_{STS} + x_{STL} + x_{SSWS} + x_{SSWL} + x_{SNCS} + x_{SNCL} + x_{SZ} + x_{LU} \leq z \\
& \quad x_{LD} + x_{SCr} + x_{STL} + x_{SBL} + x_{SSWL} + x_{SNCL} \leq z \\
& \quad x_{LD} + x_{STS} + x_{SBS} + x_{SNCS} \leq z \\
& \quad x_{LD}/4 + x_{SSWS} \leq z \\
& \quad x_{SZ} \leq \frac{1}{\alpha} \\
& x_{SSWL}, x_{SNCS}, x_{SNCL}, x_{SZ}, x_{SCr}, x_{SBS}, x_{SBL}, x_{STS}, x_{STL}, x_{SSWS}, x_{LU}, x_{LD}, z \geq 0
\end{aligned}$$

The variables have the same interpretation as before. For $\alpha = 8.33$, the above LP has a feasible solution given by $x_{SCr} = x_{STS} = x_{STL} = x_{SSWL} = x_{SNCS} = x_{SNCL} = 0$, $x_{SBS} = x_{SBL} = x_{LU} = 1/625$, $x_{SSWS} = 193/500$, $x_{SZ} = 2/25$, and $x_{LD} = 312/625$, with objective value $313/625 = 0.5008$.

To certify the quality of the solution, we give dual solutions to the two linear programs. We use the dual variables γ_0 and γ_k for $k \in [7]$, where γ_7 only appears in the first of the two dual LPs.

The duals of the LPs are

$$\begin{array}{ll}
\max & -\gamma_0 + \gamma_6/\alpha \\
s.t. & \sum_{k=1}^5 \gamma_k + \gamma_7 \leq 1 \\
& \gamma_0 + \gamma_1 + \gamma_3 + \gamma_4 + \gamma_5/4 + \gamma_6 \geq 0 \\
& \gamma_0 + \gamma_1 + \gamma_2 \geq 0 \\
& \gamma_0 + \gamma_2 + \gamma_3 \geq 0 \\
& \gamma_0 + \gamma_2 + \gamma_5 \geq 0 \\
& \gamma_0 + \gamma_2 + \gamma_4 \geq 0 \\
& \gamma_0 + \gamma_2 + \gamma_3 \geq 0 \\
& \gamma_0 + \gamma_2 + \gamma_4 \geq 0 \\
& \gamma_0 + \gamma_2 + \gamma_3 \geq 0 \\
& \gamma_0 + \gamma_2 \geq 0 \\
& \gamma_0 + \gamma_2 + \gamma_3 \geq 0 \\
& \gamma_0 + \gamma_2 + (1/(8 \cdot (\alpha + 1)))\gamma_7 - \gamma_6 \geq 0 \\
& \gamma_0 + \gamma_2 + \gamma_3 \geq 0 \\
& \gamma_k \geq 0 \forall k \in [7]
\end{array}
\quad
\begin{array}{ll}
\max & -\gamma_0 - \gamma_6/\alpha \\
s.t. & \sum_{k=1}^5 \gamma_k \leq 1 \\
& \gamma_0 + \gamma_1 + \gamma_3 + \gamma_4 + \gamma_5/4 \geq 0 \\
& \gamma_0 + \gamma_1 + \gamma_2 \geq 0 \\
& \gamma_0 + \gamma_2 + \gamma_3 \geq 0 \\
& \gamma_0 + \gamma_2 + \gamma_5 \geq 0 \\
& \gamma_0 + \gamma_2 + \gamma_4 \geq 0 \\
& \gamma_0 + \gamma_2 + \gamma_3 \geq 0 \\
& \gamma_0 + \gamma_2 + \gamma_4 \geq 0 \\
& \gamma_0 + \gamma_2 + \gamma_3 \geq 0 \\
& \gamma_0 + \gamma_2 \geq 0 \\
& \gamma_0 + \gamma_2 + \gamma_3 \geq 0 \\
& \gamma_0 + \gamma_2 + \gamma_6 \geq 0 \\
& \gamma_0 + \gamma_2 + \gamma_3 \geq 0 \\
& \gamma_k \geq 0 \forall k \in [6]
\end{array}$$

For $\alpha = 8.33$, the first dual LP attains its maximum by setting $\gamma_1 = \gamma_3 = \gamma_4 = \gamma_5 = 0$ and $-\gamma_0 = \gamma_2 = \gamma_6 = \gamma_7 = 1/2$. The obtained objective value is larger than 0.5008, which certifies that for $w(\text{OPT}_{S,\text{stair}}) \geq \frac{1}{\alpha} \cdot \text{opt}$, we obtain an approximation ratio of at most $1.997 + \varepsilon$ overall.

The second dual LP attains its maximum by setting $\gamma_0 = -13/25$, $\gamma_1 = \gamma_3 = \gamma_4 = \gamma_5 = 4/25$, $\gamma_2 = 9/25$, and $\gamma_6 = 100$. The objective value is larger than $1/1.997$, which certifies that also in the case $w(\text{OPT}_{S,\text{stair}}) \leq \frac{1}{\alpha} \cdot \text{opt}$, we obtain an approximation ratio of at most $1.997 + \varepsilon$ overall.

4 Structural lemma, uniform capacities

In this section we prove Lemma 15. Consider an optimal solution (OPT, h) . Like in Section 3 we define $\text{OPT}_L := \text{OPT} \cap T_L$ and $\text{OPT}_S := \text{OPT} \cap T_S$.

Recall that our goal is to improve the approximation ratio of 2. Observe that OPT_L alone is a $1/\delta$ -boxable solution and hence if $w(\text{OPT}_L) \geq \frac{1}{(63/32+\varepsilon)} \text{opt}$ then we obtain a $1/\delta$ -boxable solution with the desired properties. Similarly, the set OPT_S yields a pile boxable solution with exactly 1 box B with $P(B) = E$ and $d_B = U$. Therefore, if $w(\text{OPT}_S) \geq \frac{1}{(63/32+\varepsilon)} \text{opt}$ then we are done. The reader may imagine that $w(\text{OPT}_S) = w(\text{OPT}_L) = \frac{1}{2} \text{opt}$. We split the small tasks in OPT_S into three sets $\text{OPT}_{S,\text{top}}$, $\text{OPT}_{S,\text{mid}}$, $\text{OPT}_{S,\text{bottom}}$. Intuitively, we draw a strip of height δU at the bottom of the capacity profile and a strip of height δU at the top of the capacity profile and assign to $\text{OPT}_{S,\text{top}}$ all tasks in OPT_S whose top edge lies in the top strip, we assign to $\text{OPT}_{S,\text{bottom}}$ all tasks in OPT_S whose bottom edge lies in the bottom strip, and we assign to $\text{OPT}_{S,\text{mid}}$ all other small tasks. Formally, we define $\text{OPT}_{S,\text{top}} := \{i \in \text{OPT}_S \mid h(i) + d_i > (1 - \delta)U\}$, $\text{OPT}_{S,\text{bottom}} := \{i \in \text{OPT}_S \mid h(i) < \delta U\}$, and $\text{OPT}_{S,\text{mid}} := \text{OPT}_S \setminus (\text{OPT}_{S,\text{top}} \cup \text{OPT}_{S,\text{bottom}})$.

Small tasks at bottom and large tasks. We define solutions that consists of OPT_L and subsets of $\text{OPT}_{S,\text{bottom}}$. For each edge e let $u'_e := \min_{i \in T'_L : e \in P(i)} h(i)$ and define $u'_e := U$ if there is no task $i \in T'_L$ with $e \in P(i)$. One may think of u' as a pseudo-capacity profile for which $\text{OPT}_{S,\text{bottom}}$ is a feasible solution. We apply Lemma 22 and obtain sets $\text{OPT}_{S,\text{bottom},L}$, $\text{OPT}_{S,\text{bottom},S}$ with $w(\text{OPT}_{S,\text{bottom},L} \cup \text{OPT}_{S,\text{bottom},S}) \geq (1 - \varepsilon)w(\text{OPT}_{S,\text{bottom}})$.

We have that for each task $i \in \text{OPT}_{S,\text{bottom},L}$ there is an edge $e \in P(i)$ with $d_i > \delta u'_e$, therefore $\text{OPT}_{S,\text{bottom},L}$ is a set of δ -jammed tasks for $(\text{OPT}_L, E, 0, h)$ and hence $\text{OPT}_L \cup \text{OPT}_{S,\text{bottom},L}$ forms a δ -jammed-solution. Also, $\text{OPT}_L \cup \text{OPT}_{S,\text{bottom},S}$ forms a laminar boxable solution. Hence, if $w(\text{OPT}_{S,\text{bottom},S})$ or $w(\text{OPT}_{S,\text{bottom},L})$ is sufficiently large then we are done. Therefore, the reader may imagine that $w(\text{OPT}_{S,\text{bottom},S}) = w(\text{OPT}_{S,\text{bottom},L}) = 0$.

Small tasks at top and large tasks. We mirror OPT along the y -axis and do a symmetric construction with $\text{OPT}_{S,\text{top}}$: we apply Lemma 22 which yields sets $\text{OPT}_{S,\text{top},L}$, $\text{OPT}_{S,\text{top},S}$ and a δ -jammed solution $\text{OPT}_L \cup \text{OPT}_{S,\text{top},L}$ and a laminar boxable solution $\text{OPT}_L \cup \text{OPT}_{S,\text{top},S}$. Like before, the reader may imagine that $w(\text{OPT}_{S,\text{top},S}) = w(\text{OPT}_{S,\text{top},L}) = 0$ and hence $w(\text{OPT}_{S,\text{mid}}) = w(\text{OPT}_S) = \frac{1}{2} \text{opt}$.

Small and large tasks in the middle. Next, we split the large tasks OPT_L into three sets $\text{OPT}_{L,\text{top}}$, $\text{OPT}_{L,\text{mid}}$, and $\text{OPT}_{L,\text{bottom}}$. Intuitively, $\text{OPT}_{L,\text{top}}$ consists of all tasks in OPT_L whose top edge lies in the strip of height δU at the top of the capacity profile, $\text{OPT}_{L,\text{bottom}}$ consists of all tasks in OPT_L whose bottom edge lies in the strip of height δU at the bottom of the capacity profile, and $\text{OPT}_{L,\text{mid}}$ contains all remaining tasks in OPT_L . Formally, $\text{OPT}_{L,\text{top}} := \{i \in \text{OPT}_L \mid h(i) + d_i > (1 - \delta)U\}$, $\text{OPT}_{L,\text{bottom}} := \{i \in \text{OPT}_L \mid h(i) < \delta U\}$, and $\text{OPT}_{L,\text{mid}} := \text{OPT}_L \setminus (\text{OPT}_{L,\text{top}} \cup \text{OPT}_{L,\text{bottom}})$.

Observe that no task in $\text{OPT} \setminus (\text{OPT}_{L,\text{bottom}} \cup \text{OPT}_{S,\text{bottom}})$ touches the rectangle $E \times [0, \delta U)$. Using this, we define a boxable solution T_{box} that will consist essentially of all tasks in the set $\text{OPT} \setminus$

$(\text{OPT}_{L,\text{bottom}} \cup \text{OPT}_{S,\text{bottom}})$. Intuitively, we will use the free space $E \times [0, \delta U)$ in order to untangle the interaction between the large and small tasks. More precisely, T_{box} will be a $O_\delta(1)$ -boxable solution in which all small tasks are assigned into boxes of height $\Theta_\delta(U)$ each. More formally, we apply the following lemma to $\text{OPT} \setminus (\text{OPT}_{L,\text{bottom}} \cup \text{OPT}_{S,\text{bottom}})$ and denote by $(T'_{\text{box}}, h'_{\text{box}})$ the resulting solution.

Lemma 25. *Given a solution (T', h') such that no task touches the rectangle $E \times [0, \delta U)$. Then there exists a $O_\delta(1)$ -boxable solution (T', h_{box}) .*

Proof. For each $k \in \mathbb{N}_0$, we define a box B_k which is determined by the rectangle $E \times [k \cdot \delta^4 U, (k+1) \cdot \delta^4 U)$. Thus each large task crosses at least $1/\delta^3$ boxes. Analogous to the proof of Lemma 19, using $O(\delta^2)U < \delta U/2$ space from the rectangle $E \times [0, \delta U)$, we can “align” the large rectangles with the boundaries of the boxes: Let h'' be the new height function after the modification. For a task $i \in T' \cap T_L$, let box B be the box such that $h''(B) \leq h''(i) < h''(B) + d_B$ and B' the box such that $h''(B') \leq h''(i) + d_i < h''(B') + d_{B'}$. Then there is no task $i' \in T'$ such that i' drawn at $h''(i)$ touches the rectangle $[P(i) \times [h''(B), h''(i))$ or $[P(i) \times [h''(i) + d_i, h''(B') + d_{B'})$.

We scale the demands of all boxes by a factor $1/(1 - \delta/2)$, using the remaining free space of size $\delta U/2$. Then each box has a free space of at least $\delta^4/(1 - \delta/2)U - \delta^4 U \geq \delta^6 U$. Since the tasks in $T' \cap T_S$ have a demand of at most $\varepsilon^{10} \delta^{1/\varepsilon} U$, the additional space is sufficient to move the tasks to the middle of the boxes such that there is no task i and no box B with $h(i) < h(B) \leq h(i) + d_i$. The new height function is h_{box} . \square

Also, we apply Lemma 25 to the solution obtained by taking $\text{OPT} \setminus (\text{OPT}_{L,\text{top}} \cup \text{OPT}_{S,\text{top}})$ and shifting each task up by δU units. Let $(T''_{\text{box}}, h''_{\text{box}})$ denote the resulting solution. Assume w.l.o.g. that $w(\text{OPT}_{L,\text{top}}) \leq w(\text{OPT}_{L,\text{bottom}})$. Observe that if $w(\text{OPT}_{L,\text{mid}}) \geq \gamma_{\text{opt}}$ then

$$\begin{aligned} w(T' \cap T_L) &\geq w(\text{OPT}_{L,\text{bottom}}) + w(\text{OPT}_{L,\text{mid}}) \geq \frac{1}{2}w(\text{OPT}_{L,\text{top}} \cup \text{OPT}_{L,\text{bottom}}) + w(\text{OPT}_{L,\text{mid}}) \\ &\geq \frac{1+\gamma}{2}w(\text{OPT}_L) \end{aligned}$$

and $w(T' \cap T_S) \geq w(\text{OPT}_S \setminus \text{OPT}_{S,\text{bottom}})$. Therefore, the reader may imagine now that $w(\text{OPT}_{L,\text{mid}}) = 0$.

4.1 Types of points in the middle

Similarly as in Section 3 we distinguish points in the rectangle $E \times [0, U]$ into different types and identify each task $i \in \text{OPT}$ with a rectangle $R_i := P(i) \times [h(i), h(i) + d_i]$. For each point p let ℓ_p denote the maximally long horizontal line segment in $E \times [0, U]$ that contains p and that does not touch the relative interior of a task in $\text{OPT}_{L,\text{top}} \cup \text{OPT}_{L,\text{bottom}}$. We say that p is a *top-point* if no endpoint of ℓ_p touches a task in $\text{OPT}_{L,\text{bottom}}$, p is a *sandwich-point* if one of the end-points of ℓ_p touches a task in $\text{OPT}_{L,\text{top}}$ and the other end-point touches task in $\text{OPT}_{L,\text{bottom}}$, and p is a *bottom-point* if no endpoint of ℓ_p touches a task in $\text{OPT}_{L,\text{top}}$ and at least one endpoint of ℓ_p touches a task in $\text{OPT}_{L,\text{bottom}}$. Note that here we do not define stair-points since the edges have uniform capacities. Let $\mathcal{C}_{\text{top}}, \mathcal{C}_{\text{sw}}, \mathcal{C}_{\text{bottom}}$ denote the set of connected components of top-, sandwich-, and bottom-points, respectively.

Similarly as in Lemma 20 each edge is used by at most three connected components in $\mathcal{C}_{\text{top}} \cup \mathcal{C}_{\text{sw}} \cup \mathcal{C}_{\text{bottom}}$.

Lemma 26. *Each edge e can be used by at most one connected component of top-points, by at most one connected component of sandwich-points, and by at most one connected component of bottom-points.*

Proof. Same proof as for Lemma 20. \square

Let $\text{OPT}_{S,\text{cross}} \subseteq \text{OPT}_{S,\text{mid}}$ denote the tasks in $\text{OPT}_{S,\text{mid}}$ that intersect at least two different connected components, e.g., a connected component of top-points and a connected component of sandwich-points.

Lemma 27. *Each edge is used by at most 2 different tasks in $\text{OPT}_{S,\text{cross}}$.*

Proof. Follows from Lemma 26. \square

In particular, $\text{OPT}_L \cup \text{OPT}_{S,\text{cross}}$ forms a $O(1/\delta)$ -boxable solution. Therefore, if $w(\text{OPT}_{S,\text{cross}})$ is sufficiently large then we are done. Therefore, the reader may imagine that $w(\text{OPT}_{S,\text{cross}}) = 0$.

Top points. Consider a connected component C of top-points. Let $\text{OPT}_{S,\text{mid},\text{top}}(C) \subseteq \text{OPT}_{S,\text{mid}}$ denote the tasks in $\text{OPT}_{S,\text{mid}}$ contained in C . We apply Lemma 22 and obtain the sets $\text{OPT}_{S,\text{mid},\text{top},S}(C)$ and $\text{OPT}_{S,\text{mid},\text{top},L}(C)$. Let $\text{OPT}_{S,\text{mid},\text{top},S} := \bigcup_{C \in \mathcal{C}_{\text{top}}} \text{OPT}_{S,\text{mid},\text{top},S}(C)$ and $\text{OPT}_{S,\text{mid},\text{top},L} := \bigcup_{C \in \mathcal{C}_{\text{top}}} \text{OPT}_{S,\text{mid},\text{top},L}(C)$. We obtain that $\text{OPT}_{L,\text{top}} \cup \text{OPT}_{L,\text{bottom}} \cup \text{OPT}_{S,\text{mid},\text{top},L}$ is a δ -jammed solution and $\text{OPT}_{L,\text{top}} \cup \text{OPT}_{L,\text{bottom}} \cup \text{OPT}_{S,\text{mid},\text{top},S}$ is a laminar boxable solution. Intuitively, if $w(\text{OPT}_{S,\text{mid},\text{top},L})$ or $w(\text{OPT}_{S,\text{mid},\text{top},S})$ is sufficiently large then we are done. The reader may therefore imagine that both quantities are zero.

Bottom points. We do a symmetric operation for all connected components C of bottom-points, obtaining respective sets $\text{OPT}_{S,\text{mid},\text{bottom},S}$, $\text{OPT}_{S,\text{mid},\text{bottom},L}$, a δ -jammed solution

$$\text{OPT}_{L,\text{top}} \cup \text{OPT}_{L,\text{bottom}} \cup \text{OPT}_{S,\text{mid},\text{bottom},L},$$

and a laminar boxable solution

$$\text{OPT}_{L,\text{top}} \cup \text{OPT}_{L,\text{bottom}} \cup \text{OPT}_{S,\text{mid},\text{bottom},S}.$$

Like before, the reader may imagine that $w(\text{OPT}_{S,\text{mid},\text{bottom},S}) = w(\text{OPT}_{S,\text{mid},\text{bottom},L}) = 0$.

Sandwich points. Finally, let $\text{OPT}_{S,\text{mid},\text{sw}}$ denote all points in $\text{OPT}_{S,\text{mid}}$ that are contained in a connected component in \mathcal{C}_{sw} . We assume first that $w(\text{OPT}_{L,\text{top}}) \geq w(\text{OPT}_{L,\text{bottom}})$. We define a solution consisting of some tasks in $\text{OPT}_{S,\text{mid},\text{sw}}$ and additionally all tasks in $\text{OPT}_{L,\text{top}}$. Let $C \in \mathcal{C}_{\text{sw}}$ and denote by $\text{OPT}_{S,\text{mid}}(C)$ the set of tasks in $\text{OPT}_{S,\text{mid}}$ that are contained in C . Let E' denote the maximally long subpath between two vertices v, v' such that for each $x \in [v, v']$ the vertical line through x , i.e., $\{x\} \times \mathbb{R}$, has non-empty intersection with C . Note that the rectangle $E' \times [0, \delta U]$ has empty intersection with each tasks in $\text{OPT}_{L,\text{top}} \cup \text{OPT}_{S,\text{mid}}$. Intuitively, we use this free space in order to push all tasks in $\text{OPT}_{S,\text{mid}}(C)$ down by δU units. Then they all fit into $O_\varepsilon(1)$ boxes that have non-empty intersection with the tasks in $\text{OPT}_{L,\text{top}}$.

Lemma 28. *Given $C \in \mathcal{C}_{\text{sw}}$. There is a pile of boxes $\mathcal{B} = \{B_1, \dots, B_{1/\delta}\}$ (with a height assignment $h: \mathcal{B} \rightarrow \mathbb{N}_0$) such that $P(\mathcal{B}) \subseteq E'$ and there are pairwise disjoint sets $T_1, \dots, T_{|\mathcal{B}|} \subseteq \text{OPT}_{S,\text{mid}}(C)$ such that for each j , the tasks in T_j fit into B_j . The weight of tasks in the boxes is at least $\sum_j w(T_j) \geq (1 - \varepsilon)w(\text{OPT}_{S,\text{mid}}(C))$.*

Proof. We use the key insight that the tasks $\text{OPT}_{L,\text{bottom}}$ create a monotonous profile for sandwich points: if $i \in \text{OPT}_{L,\text{bottom}}$ has height $h(i)$, there is no task in i' with $h(i') < h(i)$ and $P(i) \cap P(i') \neq \emptyset$. W.l.o.g., we assume that the profile of $\text{OPT}_{L,\text{bottom}}$ is increasing from left to right. Since we remove all tasks from $\text{OPT}_{L,\text{bottom}}$, we can use the entire space between E' and the profile determined by $\text{OPT}_{L,\text{top}}$ for the pile of boxes.

For each index j , we set the demand of box B_j to δU and $h(B_j) = \delta U \cdot (j - 1)$. The box B_1 has $P(B_1) = E'$. For box B_j , let $e \in E'$ be the left-most edge such that $\delta U \cdot j \leq h(i)$ for all (i.e., one or zero) tasks $i \in T_{L,\text{top}}$ with $e \in P(i)$. Then $P(B_j) = P_{e,e'}$ where e' is the right-most edge of E' . Observe that the tasks from $T_{L,\text{top}}$ determine an increasing profile and thus do not overlap with the boxes.

Since the box B_1 is empty, we can move all tasks $\text{OPT}_{S,\text{mid}}(C)$ down by δU . After the moving, we have that for each task i in box B , $P(i) \subseteq P(B)$, because $P(i) \subseteq E'$ and the boxes extend maximally to the left. There can still be tasks i with $h(i) < h(B) \leq h(i) + d_i$, i.e., tasks that cross the top boundary of a box. We apply a standard shifting argument to remove a strip of tasks of weight at most an ε -fraction of the total weight. We can move the remaining tasks into the interior of the boxes. The construction determines the sets $T_1, \dots, T_{|\mathcal{B}|}$. \square

Let $\text{OPT}_{S,\text{mid},\text{sw}} := \bigcup_{C \in \mathcal{C}_{\text{sw}}} \text{OPT}_{S,\text{mid},S}(C)$. We apply Lemma 28 to each component $C \in \mathcal{C}_{\text{sw}}$ and hence we obtain a pile boxable solution whose profit is at least $(1 - \varepsilon)w(\text{OPT}_{L,\text{top}} \cup \text{OPT}_{S,\text{mid},\text{sw}})$. In a similar way we can construct a pile boxable solution of profit at least

$$(1 - \varepsilon)w(\text{OPT}_{L,\text{bottom}} \cup \text{OPT}_{S,\text{mid},\text{sw}}) .$$

Lemma 29. *There is a pile boxable solution $(T'_{\text{sw}}, h'_{\text{sw}})$ with profit at least*

$$(1 - \varepsilon)w(\text{OPT}_{L,\text{top}} \cup \text{OPT}_{S,\text{mid},\text{sw}} \cup \text{OPT}_{S,\text{cross}})$$

and a pile boxable solution $(T''_{\text{sw}}, h''_{\text{sw}})$ with profit at least

$$(1 - \varepsilon)w(\text{OPT}_{L,\text{bottom}} \cup \text{OPT}_{S,\text{mid},\text{sw}} \cup \text{OPT}_{S,\text{cross}}) .$$

Intuitively, since $w(\text{OPT}_{L,\text{mid}}) = 0$ we have that $w(\text{OPT}_{L,\text{top}}) \geq \text{opt}/4$ or $w(\text{OPT}_{L,\text{bottom}}) \geq \text{opt}/4$. Also, since $w(\text{OPT}_{S,\text{mid},\text{top}}) = w(\text{OPT}_{S,\text{mid},\text{bottom}}) = w(\text{OPT}_{S,\text{cross}}) = 0$ and $w(\text{OPT}_{S,\text{mid}}) = \text{opt}/2$ we have that $w(\text{OPT}_{S,\text{mid},\text{sw}}) = \text{opt}/2$. Hence, (T', h') or (T'', h'') satisfies the claim of the lemma. Formally, our candidate solutions are

$$\begin{aligned} \text{OPT}^{(1)} &:= \text{OPT}_S , \\ \text{OPT}^{(2)} &:= \text{OPT}_L \cup \text{OPT}_{S,\text{bottom},S} , \\ \text{OPT}^{(3)} &:= \text{OPT}_L \cup \text{OPT}_{S,\text{bottom},L} , \\ \text{OPT}^{(4)} &:= \text{OPT}_L \cup \text{OPT}_{S,\text{top},S} , \\ \text{OPT}^{(5)} &:= \text{OPT}_L \cup \text{OPT}_{S,\text{top},L} , \\ \text{OPT}^{(6)} &:= T'_{\text{box}} , \\ \text{OPT}^{(7)} &:= T''_{\text{box}} , \\ \text{OPT}^{(8)} &:= \text{OPT}_L \cup \text{OPT}_{S,\text{cross}} , \\ \text{OPT}^{(7)} &:= \text{OPT}_{L,\text{top}} \cup \text{OPT}_{L,\text{bottom}} \cup \text{OPT}_{S,\text{mid},\text{top},S} , \end{aligned}$$

$$\begin{aligned}
\text{OPT}^{(8)} &:= \text{OPT}_{L,\text{top}} \cup \text{OPT}_{L,\text{bottom}} \cup \text{OPT}_{S,\text{mid},\text{top},L}, \\
\text{OPT}^{(9)} &:= \text{OPT}_{L,\text{top}} \cup \text{OPT}_{L,\text{bottom}} \cup \text{OPT}_{S,\text{mid},\text{bottom},S}, \\
\text{OPT}^{(10)} &:= \text{OPT}_{L,\text{top}} \cup \text{OPT}_{L,\text{bottom}} \cup \text{OPT}_{S,\text{mid},\text{bottom},L}, \\
\text{OPT}^{(11)} &:= T'_{\text{sw}}, \text{ and} \\
\text{OPT}^{(12)} &:= T''_{\text{sw}}.
\end{aligned}$$

We have that $\text{OPT}^{(1)}$, $\text{OPT}^{(9)}$, and $\text{OPT}^{(10)}$ are pile boxable solutions, $\text{OPT}^{(2)}$, $\text{OPT}^{(4)}$, $\text{OPT}^{(7)}$, and $\text{OPT}^{(9)}$ are laminar boxable solutions, $\text{OPT}^{(3)}$, $\text{OPT}^{(5)}$, $\text{OPT}^{(8)}$, and $\text{OPT}^{(10)}$ are δ -jammed solutions, and finally $\text{OPT}^{(7)}$ and $\text{OPT}^{(8)}$ are $O_\delta(1)$ -boxable solutions.

If the claim of the lemma was not true, then there would be an instance where a solution z to the following linear program that satisfies $z < 32/63$.

$$\begin{aligned}
&\min z \\
&\text{s.t.} \quad x_{SBS} + x_{SBL} + x_{STS} + x_{STL} + x_{SMTS} + x_{SMTL} \\
&\quad + x_{SMBS} + x_{SMBL} + x_{SMSW} + x_{SMCr} + x_{LT} + x_{LB} + x_{LM} = 1 \\
&x_{SBS} + x_{SBL} + x_{STS} + x_{STL} + x_{SMTS} + x_{SMTL} + x_{SMBS} + x_{SMBL} + x_{SMSW} + x_{SMCr} \leq z \\
&x_{LT} + x_{LB} + x_{LM} + x_{SBS}/2 \leq z \\
&x_{LT} + x_{LB} + x_{LM} + x_{SBL} \leq z \\
&x_{LT} + x_{LB} + x_{LM} + x_{STS}/2 \leq z \\
&x_{LT} + x_{LB} + x_{LM} + x_{STL} \leq z \\
&x_{LT} + x_{LM} + x_{STS}/2 + x_{STL}/2 + x_{SMTS}/2 + x_{SMTL}/2 + x_{SMBS}/2 + x_{SMBL}/2 + x_{SMSW}/2 \leq z \\
&x_{LT} + x_{LM} + x_{SBS}/2 + x_{SBL}/2 + x_{SMTS}/2 + x_{SMTL}/2 + x_{SMBS}/2 + x_{SMBL}/2 + x_{SMSW}/2 \leq z \\
&x_{LT} + x_{LB} + x_{LM} + x_{SMCr} \leq z \\
&x_{LT} + x_{LB} + x_{LM} + x_{SMTL} \leq z \\
&x_{LT} + x_{LB} + x_{LM} + x_{SMTS}/2 \leq z \\
&x_{LT} + x_{LB} + x_{LM} + x_{SMBL} \leq z \\
&x_{LT} + x_{LB} + x_{LM} + x_{SMBS}/2 \leq z \\
&x_{LT} + x_{SMSW} \leq z \\
&x_{LB} + x_{SMSW} \leq z \\
&x_{LT}, x_{LB}, x_{LM}, x_{SBS}, x_{SBL}, x_{STS}, x_{STL}, x_{SMTS}, x_{SMTL}, x_{SMBS}, x_{SMBL}, x_{SMSW}, x_{SMCr} \geq 0
\end{aligned}$$

and an optimal solution OPT such that $x_{LT} = w(\text{OPT}_{L,\text{top}})/\text{opt}$, $x_{LB} = w(\text{OPT}_{L,\text{bottom}})/\text{opt}$, $x_{SBS} = w(\text{OPT}_{S,\text{bottom},S})/\text{opt}$, etc.. However, the optimal value to the above LP is $32/63$ where an optimal solution is given by $x_{SBS} = x_{STS} = x_{SMTS} = x_{SMBS} = 2/63$, $x_{SBL} = x_{STL} = x_{SMTL} = x_{SMBL} = x_{SMCr} = 1/63$, $x_{LB} = 13/63$, $x_{LM} = 18/63$, $x_{LT} = 0$, and $x_{SMSW} = 19/63$. To certify the optimality,

we obtain the following dual linear program with variables γ_0 and γ_k for $k \in [14]$.

$$\begin{aligned}
& \max \quad -\gamma_0 \\
& s.t. \quad \gamma_1 + \gamma_2 + \sum_{k=1}^{14} \gamma_k \geq 1 \\
& \quad \gamma_0 + \gamma_1 + \gamma_2/2 + \gamma_7/2 \geq 0 \\
& \quad \gamma_0 + \gamma_1 + \gamma_3 + \gamma_7/2 \geq 0 \\
& \quad \gamma_0 + \gamma_1 + \gamma_4/2 + \gamma_6/2 \geq 0 \\
& \quad \gamma_0 + \gamma_1 + \gamma_5 + \gamma_6/2 \geq 0 \\
& \quad \gamma_0 + \gamma_2 + \gamma_3 + \gamma_4 + \gamma_5 + \gamma_6 + \gamma_7 + \gamma_8 + \gamma_9 + \gamma_{10} + \gamma_{11} + \gamma_{12} + \gamma_{13} \geq 0 \\
& \quad \gamma_0 + \gamma_2 + \gamma_3 + \gamma_4 + \gamma_5 + \gamma_8 + \gamma_9 + \gamma_{10} + \gamma_{11} + \gamma_{12} + \gamma_{14} \geq 0 \\
& \quad \gamma_0 + \gamma_2 + \gamma_3 + \gamma_4 + \gamma_5 + \gamma_6 + \gamma_7 + \gamma_8 + \gamma_9 + \gamma_{10} + \gamma_{11} + \gamma_{12} \geq 0 \\
& \quad \gamma_0 + \gamma_1 + \gamma_6/2 + \gamma_7/2 + \gamma_{10}/2 \geq 0 \\
& \quad \gamma_0 + \gamma_1 + \gamma_6/2 + \gamma_7/2 + \gamma_9 \geq 0 \\
& \quad \gamma_0 + \gamma_1 + \gamma_6/2 + \gamma_7/2 + \gamma_{12}/2 \geq 0 \\
& \quad \gamma_0 + \gamma_1 + \gamma_6/2 + \gamma_7/2 + \gamma_{11} \geq 0 \\
& \quad \gamma_0 + \gamma_1 + \gamma_6/2 + \gamma_7/2 + \gamma_{13} + \gamma_{14} \geq 0 \\
& \quad \gamma_0 + \gamma_1 + \gamma_8 \geq 0 \\
& \quad \gamma_k \geq 0 \quad \text{for all } k \in [14]
\end{aligned}$$

The dual LP has a solution of value $-\gamma_0 = 32/63$, attainable by setting $\gamma_0 = -32/63, \gamma_1 = 29/63, \gamma_2 = 2/21, \gamma_3 = \gamma_8 = 1/21, \gamma_4 = \gamma_{10} = \gamma_{12} = 4/63, \gamma_5 = \gamma_6 = \gamma_9 = \gamma_{11} = \gamma_{14} = 2/63, \gamma_7 = 0, \gamma_{13} = 0$. Thus $z = 32/63$ is the optimal value of the primal LP and the approximation ratio is bounded from above by $63/32$.

5 Polynomial time algorithm for boxable solutions

Consider a β -boxable solution $(T_{\text{box}}, h_{\text{box}})$ and a set \mathcal{B} of corresponding boxes. In this section we prove Lemma 10, i.e., we present a polynomial time algorithm that computes a solution (T', h') whose profit is at least $w(T') \geq w(T_{\text{box}} \cap T_L) + (1/2 - \varepsilon)w(T_{\text{box}} \cap T_S)$. First, we prove that there is a β -boxable solution $(T'_{\text{box}}, h'_{\text{box}})$ with boxes \mathcal{B}' and essentially the same profit as $(T_{\text{box}}, h_{\text{box}})$ such that $(T'_{\text{box}}, h'_{\text{box}})$ has the following structure (see Fig. 7): there is a hierarchical decomposition of E with β levels such that for each $\ell \in [\beta]$ there is a partition of E into a family of subpaths \mathcal{E}_ℓ such that for each subpath $E' \in \mathcal{E}_\ell$ there is a subpath $E'' \in \mathcal{E}_{\ell-1}$ with $E' \subseteq E''$. Also, we assign a level $\ell(B) \in [\beta]$ to each box $B \in \mathcal{B}'$ such that on the one hand, there is a subpath $E' \in \mathcal{E}_{\ell(B)}$ with $P(B) \subseteq E'$, and on the other hand for each level $\ell \in [\beta]$ and each subpath $E' \in \mathcal{E}_\ell$ there are at most β/ε boxes $B \in \mathcal{B}'$ of level ℓ that satisfy $P(B) \subseteq E'$. If a level assignment function $\ell: \mathcal{B}' \rightarrow [\beta]$ and a family $\{\mathcal{E}_\ell\}_{\ell \in [\beta]}$ satisfy the above conditions for a set of boxes \mathcal{B}' then we say that $(\ell, \{\mathcal{E}_\ell\}_{\ell \in [\beta]})$ forms a *box-hierarchical decomposition* of \mathcal{B}' .

For technical reasons, we define a *quasi-boxable* solutions to be the same as boxable solution, except that we change the third part of the definition of boxable solution and require only that $|T'| = 1$ or we have $d_i \leq \varepsilon^8 \cdot d_B$ for each $i \in T'$ for a set of tasks T' that fits into a box B . We define β -quasi-boxable solutions analogous to β -boxable solutions. The reason for this definition is that we need to guess the sizes

of the boxes later and want to allow only powers of $1 + \varepsilon$ in order to bound the number of possibilities by a polynomial.

We show the following lemma in Section 5.2.

Lemma 30. *There exists a β -quasi-boxable solution $(T'_{\text{box}}, h'_{\text{box}})$ with boxes \mathcal{B}' , $w(T'_{\text{box}} \cap T_L) \geq (1 - \varepsilon)w(T_{\text{box}} \cap T_L)$, and $w(T'_{\text{box}} \cap T_S) \geq (1 - \varepsilon)w(T_{\text{box}} \cap T_S)$ such that there is a box-hierarchical decomposition $(\ell, \{\mathcal{E}_\ell\}_{\ell \in [\beta]})$ of \mathcal{B}' . Furthermore, in polynomial time we can compute a set \mathcal{H} such that $h'_{\text{box}}(B) \in \mathcal{H}$ and $d_B \in \mathcal{H}$ for each $B \in \mathcal{B}'$ and $|\mathcal{H}| \leq n^{O_\varepsilon(\beta^\beta)}$.*

We devise an algorithm that intuitively guesses the boxes in \mathcal{B}' , guided by the box-hierarchical decomposition $(\ell, \{\mathcal{E}_\ell\}_{\ell \in [\beta]})$ and assigns tasks into the boxes in the order of the levels, i.e., first assigns tasks into the boxes of level 1, then into the boxes of level 2, etc. We first describe our algorithm as an exponential time recursive algorithm and then afterwards embed it into a polynomial time dynamic program.

In each recursive call of our algorithm we are given a level ℓ , a path $\bar{E} \in \mathcal{E}_\ell$, a set of boxes $\bar{\mathcal{B}}$, a height $h(B)$ for each box $B \in \bar{\mathcal{B}}$, and a set of tasks \bar{T} where the intuition is that \bar{T} are some tasks that were previously assigned into $\bar{\mathcal{B}}$ (the reader may imagine that $\ell = 1$, $E' \in \mathcal{E}_1$, and $\bar{T} = \bar{\mathcal{B}} = \emptyset$). First, we guess the $O(\beta^2/\varepsilon)$ boxes $\mathcal{B}'' \subseteq \mathcal{B}'$ of level ℓ that satisfy $P(B) \subseteq E'$, i.e., for each box $B \in \mathcal{B}''$ we guess s_B, t_B, d_B , and $h'_{\text{box}}(B)$. For each box $B \in \mathcal{B}''$ we guess whether in T'_{box} it contains only one task i and for each such box we guess this task i . Then, we consider all other boxes in \mathcal{B}'' one by one and assign tasks into them using the following lemma.

Lemma 31. *Given a box B and a set of tasks T' where $d_i \leq \varepsilon^7 d_B$ for each $i \in T'$. In polynomial time we can compute a set $T'' \subseteq T'$ that fits into B and satisfies $w(T'') \geq (1 - O(\varepsilon))w(T_{\text{OPT}}(B))$ where $T_{\text{OPT}}(B) \subseteq T'$ is a most profitable subset of T' that fits into B .*

Proof. We first solve the Unsplittable Flow on a Path (UFP) version of the problem, i.e., for each edge e we only require that $\sum_{i \in T''} d_i \leq d_B$ and not that the tasks are drawn as boxes. For UFP with uniform capacities, Călinescu et al. [13] have shown how to obtain a $(1 + O(\varepsilon))$ -approximation in polynomial time. Furthermore, by a weight-loss of factor $(1 + O(\varepsilon))$, we can assume that only a $1 - \varepsilon$ fraction of the capacity d_B is used by small tasks, cf. [20]. Then the claim follows from Bar-Yehuda et al. [8, Lemma 9] (based on a result of Buchsbaum et al. [12]). \square

Formally, we fix a global order for all boxes that can appear in the recursion (e.g., by start vertex s_B , in case of a tie by end vertex t_B , etc.) and order \mathcal{B}'' in this order, say $\mathcal{B}'' = \{B_1, \dots, B_{|\mathcal{B}''|}\}$. We apply Lemma 31 to the boxes in this order. The input tasks T' for each box B_k are all tasks $i \in T$ with $P(i) \subseteq P(B_k)$ and $d_i \leq \varepsilon^7 d_{B_k}$ that we did not assign previously to the boxes B_1, \dots, B_{k-1} and that are not contained in \bar{T} . Denote by \tilde{T} the set of all tasks that we selected (including the tasks assigned into boxes that contain only one task each). Then we guess all paths $E'' \in \mathcal{E}_{k+1}$ such that $E'' \subseteq E'$ and recurse, where we have one recursive call $(\ell + 1, E', \bar{T} \cup \tilde{T})$ for each path $E'' \in \mathcal{E}_{k+1}$. We output the union of \tilde{T} and the sets returned by all recursive calls.

For convenience, assume that there is a dummy level $\ell = 0$ such that $\mathcal{E}_0 = \{E\}$ and there are no boxes of level 0. We output the solution given by the call for $\ell = 0$, $E' = E$, and $\bar{T} = \bar{\mathcal{B}} = \emptyset$.

Obtained profit. We argue that the above algorithm computes a solution with profit at least $w(T_{\text{box}} \cap T_L) + (1/2 - \varepsilon)w(T_{\text{box}} \cap T_S)$. A key complication is here that when we add tasks to the boxes \mathcal{B}_ℓ of some level ℓ then it could be that our algorithm of Lemma 31 picks tasks that in T'_{box} are assigned to some boxes of level ℓ' with $\ell' > \ell$ and when we guess these boxes of level ℓ' later then in retrospect we would have liked

to assign other tasks into \mathcal{B}_ℓ . We argue that this issue costs us only a factor of 2 in the profit due to the small tasks, using a double counting argument similar as in [21]. To this end, we build a new solution T''_{box} with $w(T''_{\text{box}}) \geq w(T'_{\text{box}} \cap T_L) + \frac{1-\varepsilon}{2}w(T'_{\text{box}} \cap T_S)$ as follows. We iterate through the boxes of \mathcal{B}' ordered by their respective levels and within each level we order the boxes by the global ordering from above. For each box B that in T'_{box} contains only one task we assign the same task to B as in T'_{box} (unless it was previously assigned to some other box). For each box B that in T'_{box} contains more than one task we assign tasks into B using the algorithm due to Lemma 31 where the input consists of all input tasks that would potentially fit into B and that were not previously assigned to other boxes. Denote by T''_{box} the resulting solution.

Lemma 32. *We have that $w(T''_{\text{box}}) \geq w(T'_{\text{box}} \cap T_L) + \frac{1-\varepsilon}{2}w(T'_{\text{box}} \cap T_S)$.*

Proof. Observe that $T''_{\text{box}} \cap T_L = T'_{\text{box}} \cap T_L$ since each large task $i \in T'_{\text{box}}$ is assigned to a box that contains only i . For the small tasks we use a double-counting argument. We split the tasks in $T'_{\text{box}} \cap T_S$ into the two groups $T'_{\text{box}} \cap T_S \cap T''_{\text{box}}$ and $T'_{\text{box}} \cap T_S \setminus T''_{\text{box}}$. By definition we have that $w(T'_{\text{box}} \cap T_S) \geq w(T'_{\text{box}} \cap T_S \cap T''_{\text{box}})$. We argue that also $w(T'_{\text{box}} \cap T_S) \geq (1-\varepsilon)w(T'_{\text{box}} \cap T_S \setminus T''_{\text{box}})$: Consider a box $B \in \mathcal{B}'$. Let $T'_{\text{box}}(B)$ denote the tasks that in T'_{box} are assigned to B and let $T''_{\text{box}}(B)$ denote the tasks that we assigned into B when we defined T''_{box} . When we defined $T''_{\text{box}}(B)$ then all tasks in $T'_{\text{box}}(B) \cap T_S \setminus T''_{\text{box}}$ were available. Hence, we have that $w(T''_{\text{box}}(B)) \geq (1-\varepsilon)w(T'_{\text{box}}(B))$. We conclude that $w(T''_{\text{box}} \cap T_S) = \bigcup_{B \in \mathcal{B}'} w(T''_{\text{box}}(B)) \geq (1-\varepsilon) \bigcup_{B \in \mathcal{B}'} w(T'_{\text{box}}(B) \cap T_S \setminus T''_{\text{box}}) = (1-\varepsilon)w(T'_{\text{box}} \cap T_S \setminus T''_{\text{box}})$. Therefore, $\frac{2}{1-\varepsilon}w(T''_{\text{box}} \cap T_S) \geq w(T'_{\text{box}} \cap T_S)$ and the claim of the lemma follows. \square

The solution computed by the recourse algorithm above is at least as profitable as T''_{box} since if we guess exactly the boxes in \mathcal{B}' in each step then we obtain T''_{box} . At each guessing step we select the most profitable solution among all possibilities and, therefore, the computed solution is at least as profitable as T''_{box} . Also, by construction it is clear that the computed solution is feasible.

5.1 Dynamic program

We can embed the above recursion into a polynomial time DP as follows: in order to describe a recursive call $(\ell, \bar{E}, \bar{T}, \bar{\mathcal{B}}, h)$ it suffices to know $\ell, \bar{E}, \bar{\mathcal{B}}, h$ (for which there are only $n^{O_\varepsilon(1)}$ possibilities), the at most $n^{O(\beta^3/\varepsilon)}$ tasks that were previously assigned into boxes $\bar{\mathcal{B}}$ such that their respective box contains only one task, and the level of each box $\bar{\mathcal{B}}$. Then, one can reconstruct the tasks that were assigned in the boxes in $\bar{\mathcal{B}}$ that contain more than one task by simply running the algorithm from Lemma 31 in the correct order of the boxes. Therefore, the number of possible recursive calls is bounded by a polynomial. Also, we can construct a sub-DP that computes the best partition \mathcal{E}_{k+1} in time $n^{O(1)}$. Thus, we obtain a polynomial time DP.

Formally, we introduce a DP-cell $(\ell, E', \mathcal{B}_1^S, \dots, \mathcal{B}_{\ell-1}^S, \mathcal{B}_1^L, \dots, \mathcal{B}_{\ell-1}^L, h, T_L^1, \dots, T_L^{\ell-1})$ for each combination of a level $\ell \in [\beta]$, a subpath $E' \subseteq E$ (the intuition being that $E' \in \mathcal{E}_\ell$), for each level $\ell' \in [\ell-1]$ a set of boxes $\mathcal{B}_{\ell'}^S$ with $|\mathcal{B}_{\ell'}^S| \leq O(\beta^2/\varepsilon)$ that are intuitively previously guessed boxes of level ℓ' containing more than one task, a set of boxes $\mathcal{B}_{\ell'}^L$ with $|\mathcal{B}_{\ell'}^L| \leq O(\beta^2/\varepsilon)$ that are intuitively previously guessed boxes of level ℓ' containing only one task each, a set of tasks $T_L^{\ell'}$ that are intuitively previously guessed tasks that are assigned into the boxes in $\mathcal{B}_{\ell'}^L$, and a function $h : \bigcup_{\ell'=1}^{\ell-1} \mathcal{B}_{\ell'}^S \cup \mathcal{B}_{\ell'}^L \rightarrow \mathcal{H}$ that assigns a height to each box of the DP-cell. Observe that once we know the boxes $\bigcup_{\ell'=1}^{\ell-1} \mathcal{B}_{\ell'}^S$ then we can reconstruct which small tasks were assigned to them in the recursion: order them by level and then within each level according to the global order and apply Lemma 31 to the boxes in this order. Given such a DP-cell we first guess $O(\beta^2/\varepsilon)$ boxes $\mathcal{B}_\ell^S, \mathcal{B}_\ell^L$ that satisfy $P(B) \subseteq E'$ and also guess their heights. Let $h' : \bigcup_{\ell'=1}^{\ell} \mathcal{B}_{\ell'}^S \cup \mathcal{B}_{\ell'}^L \rightarrow \mathcal{H}$ denote the function that maps the guessed a height to each box in $\mathcal{B}_\ell^S \cup \mathcal{B}_\ell^L$ and for each box $B \in \bigcup_{\ell'=1}^{\ell-1} \mathcal{B}_{\ell'}^S \cup \mathcal{B}_{\ell'}^L$ we have that $h'(B) = h(B)$. For each box $B \in \mathcal{B}_\ell^L$ we guess a task i that fits into B and we assign i

to B . Let T_L^ℓ denote the set of all these guessed tasks. For the other boxes \mathcal{B}_ℓ^S we assign tasks into them using Lemma 31 where in the input we do not allow tasks that were assigned into the boxes $\mathcal{B}_1^S, \dots, \mathcal{B}_{\ell-1}^S$ as argued above. For each box $B \in \mathcal{B}_\ell^S$ let $ALG(B)$ denote the tasks assigned to B . Then we use a sub-DP that intuitively guesses the paths $E'' \in \mathcal{E}_{\ell+1}'$ with $E'' \subseteq E'$. More formally, it computes a partition $\mathcal{E}_{\ell+1}'$ of E' that maximizes

$$\sum_{E'' \in \mathcal{E}_{\ell+1}'} w(DP(\ell+1, E'', \mathcal{B}_1^S, \dots, \mathcal{B}_{\ell-1}^S, \mathcal{B}_\ell^S, \mathcal{B}_1^L, \dots, \mathcal{B}_{\ell-1}^L, \mathcal{B}_\ell^L, h', T_L^1, \dots, T_L^{\ell-1}, T_L^\ell))$$

where for each cell $(\hat{\ell}, \hat{E}', \hat{\mathcal{B}}_1^S, \dots, \hat{\mathcal{B}}_{\ell-1}^S, \hat{\mathcal{B}}_1^L, \dots, \hat{\mathcal{B}}_{\ell-1}^L, \hat{h}, \hat{T}_L^1, \dots, \hat{T}_L^{\ell-1})$, denote by

$$DP(\hat{\ell}, \hat{E}', \hat{\mathcal{B}}_1^S, \dots, \hat{\mathcal{B}}_{\ell-1}^S, \hat{\mathcal{B}}_1^L, \dots, \hat{\mathcal{B}}_{\ell-1}^L, \hat{h}, \hat{T}_L^1, \dots, \hat{T}_L^{\ell-1})$$

the solution stored this cell. Finally, in the cell $(\ell, E', \mathcal{B}_1^S, \dots, \mathcal{B}_{\ell-1}^S, \mathcal{B}_1^L, \dots, \mathcal{B}_{\ell-1}^L, h, T_L^1, \dots, T_L^{\ell-1})$, we store the solution

$$\bigcup_{B \in \mathcal{B}_\ell^S} ALG(B) \cup T_L^\ell \cup \bigcup_{E'' \in \mathcal{E}_{\ell+1}'} DP(\ell+1, E'', \mathcal{B}_1^S, \dots, \mathcal{B}_{\ell-1}^S, \mathcal{B}_\ell^S, \mathcal{B}_1^L, \dots, \mathcal{B}_{\ell-1}^L, \mathcal{B}_\ell^L, h', T_L^1, \dots, T_L^{\ell-1}, T_L^\ell)$$

for the partition $\mathcal{E}_{\ell+1}'$ that maximizes this profit. Finally, we output the solution stored in the cell $(0, E, h_\emptyset)$ where $h_\emptyset : \emptyset \rightarrow \mathcal{H}$ is a dummy function since in this cell no boxes are specified. The number of DP-cells is bounded by $n^{O(\beta^3/\varepsilon)}$. The mentioned sub-DP for computing the partition $\mathcal{E}_{\ell+1}'$ can be implemented in time $n^{O(1)}$. Hence, the overall running time is $n^{O(\beta^3/\varepsilon)}$. This completes the proof of Theorem 10.

5.2 Hierarchical decomposition lemma

In this section, we show Lemma 30. We assign levels to the boxes in \mathcal{B} . Let $B_{1,1} \in \mathcal{B}$ denote the box with the leftmost start vertex $s_{B_{1,1}}$. If there are several boxes with this start vertex then we define $B_{1,1}$ to be such a box with rightmost end vertex $t_{B_{1,1}}$. We define that $B_{1,1}$ has level 1. Iteratively, suppose that we defined that some box $B_{1,k}$ has level 1. Let e denote the leftmost edge on the right of $t_{B_{1,k}}$ that is used by a box in \mathcal{B} (if there is no such edge then we stop). Let $B_{1,k+1}$ denote the box in \mathcal{B} that uses e with rightmost end vertex $t_{B_{1,k+1}}$. We define that $B_{1,k+1}$ has level 1. We continue iteratively. Let $\mathcal{B}_1 \subseteq \mathcal{B}$ denote the boxes of level 1. In order to define the boxes of level 2, we repeat the above process with $\mathcal{B} \setminus \mathcal{B}_1$. Iteratively, suppose that we defined boxes of levels $1, \dots, k$ defined by sets $\mathcal{B}_1, \dots, \mathcal{B}_k \subseteq \mathcal{B}$. We define boxes of level $k+1$ by repeating the above process with $\mathcal{B} \setminus \bigcup_{\ell=1}^k \mathcal{B}_\ell$. Denote the j th box added in level k by $B_{k,j}$.

For each ℓ one can show that each edge e is used by 1 or 2 boxes in \mathcal{B}_ℓ , unless no box in $\mathcal{B} \setminus \bigcup_{\ell'=1}^{\ell-1} \mathcal{B}_{\ell'}$ uses e . Therefore, the above process stops after assigning levels $1, \dots, \beta$ since $(T_{\text{box}}, h_{\text{box}})$ is β -boxable.

We next remove some of the boxes and also all tasks in these boxes. Let $\gamma \in [\beta/\varepsilon]$ be an offset (note that $\beta/\varepsilon \in \mathbb{N}$ since $1/\varepsilon \in \mathbb{N}$). Let $Q := \{q = q' \cdot \beta/\varepsilon + \gamma \mid q' \in \mathbb{N}_0\}$ be the set of multiples of β/ε with offset γ . For $j \in [\beta]$, let R_j be the set of edges e such that the edge on the left of e is the right-most edge of $P(B_{j,q})$ for some $q \in Q$. We remove all boxes $B_{j',k'}$ with $j' \geq j$ and $k' \in \mathbb{N}$ such that $e \in R_j \cap P(B_{j',k'})$. For each removed box, we also remove the tasks in the box. We claim that there is a choice of an offset γ such that the weight of the remaining tasks as follows as claimed: $w(T'_{\text{box}} \cap T_L) \geq (1 - \varepsilon)w(T_{\text{box}} \cap T_L)$ and $w(T'_{\text{box}} \cap T_S) \geq (1 - \varepsilon)w(T_{\text{box}} \cap T_S)$.

Let γ be an integer chosen uniformly at random in the range $[\beta/\varepsilon]$. Consider a $j \in [\beta]$. By the construction of the set \mathcal{B}_j , for each box $B \in \mathcal{B}_j$ there is at most one edge in $R_j \cap P(B)$. Therefore, for each

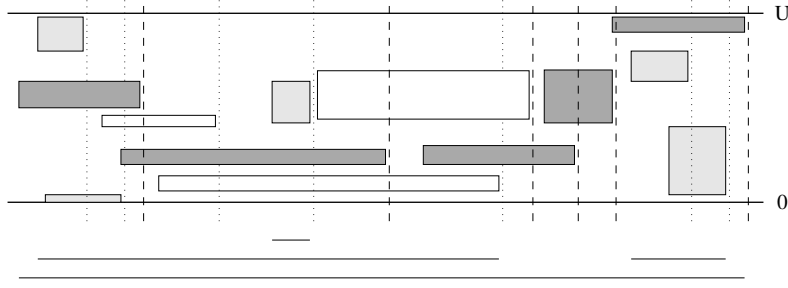


Figure 7: Structure of boxes in the proof of Lemma 30 for $\beta = 4$, $\varepsilon = 1/2$, and $\gamma = 2$. The dark boxes together with the large white box form \mathcal{B}^1 . The white boxes and their tasks are removed. The lines below the solution depict the paths $\mathcal{E}_1, \mathcal{E}_2, \mathcal{E}_3$.

k' , the box $B_{j,k'}$ has an edge $e \in B_{j',k'} \cap R_j$ with probability at most $\varepsilon/(\beta)$. For each box $B \in \mathcal{B}_{j'}$ with $j' > j$, there is also at most one edge in $R_j \cap P(B)$, since otherwise we would have added B to \mathcal{B}_j instead of $\mathcal{B}_{j'}$. Therefore, for each k' , the box $B_{j',k'}$ has an edge $e \in B_{j',k'} \cap R_j$ with probability at most ε/β .

Let $T(B) = \{i \in T_{\text{box}} \mid (T_{\text{box}}, h_{\text{box}}) \text{ assigns } i \text{ to } B\}$ and $w(B) = w(T(B))$. Let X_j^L be the random variable with value $w(\{B \in \mathcal{B} \mid P(B) \cap R_j \neq \emptyset\} \cap T_L)$, i.e., the expected weight of removed large tasks. Analogously, let X_j^S be the random variable with value $w(\{B \in \mathcal{B} \mid P(B) \cap R_j \neq \emptyset\} \cap T_S)$. By linearity of expectation, $E[X_j^L] \leq \varepsilon w(\mathcal{B} \cap T_L)/\beta$ and $E[X_j^S] \leq \varepsilon w(\mathcal{B} \cap T_S)/\beta$. Since there are at most β levels, the overall expected amount of removed tasks values $E[\sum_{j \in [\beta]} X_j^L]$ is at most $\varepsilon w(\mathcal{B} \cap T_L)$ and $E[\sum_{j \in [\beta]} X_j^S]$ is at most $\varepsilon w(\mathcal{B} \cap T_S)$. We derandomize the process by taking the best of the β/ε choices of γ .

Let $\bar{\mathcal{B}}$ be \mathcal{B} without the removed tasks and $\bar{\mathcal{B}}_j = \mathcal{B}_j \cap \bar{\mathcal{B}}$ for each $j \in [\beta]$. Then $T'_{\text{box}} = \{i \in T_{\text{box}} \mid B \in \bar{\mathcal{B}} \text{ and } i \in B\}$, and $h'_{\text{box}} = h_{|T'}$. We assign level $\ell(B) = j$ to all boxes $B \in \bar{\mathcal{B}}_j$. We now consider the paths spanned by boxes of $\bar{\mathcal{B}}_j$ for a level j . Let $E_j = \bigcup_{B \in \bar{\mathcal{B}}_j} P(B)$ be the set of all edges covered by boxes of $\bar{\mathcal{B}}_j$. We define \mathcal{E}_j to be the set of all maximal subpaths of (V, E) with edges from E_j . We show that $(\ell, \{\mathcal{E}_j\}_{j \in [\beta]})$ is a box-hierarchical decomposition of $\bar{\mathcal{B}}$. Note that the removal of boxes directly implies that a path $E' \in \mathcal{E}_j$ cannot have more than β/ε boxes $B \in \bar{\mathcal{B}}_j$ with $P(B) \subseteq E'$.

For $E', E'' \in \mathcal{E}_j$, by construction of \mathcal{E}_j either $E' = E''$ or $E' \cap E'' = \emptyset$. For $j' < j''$, consider a $E' \in \mathcal{E}_{j'}$ and $E'' \in \mathcal{E}_{j''}$ such that $E' \cap E'' \neq \emptyset$. We claim that $E'' \subseteq E'$. Suppose there is an edge $e \in E'' \setminus E'$. Then there is a box $B'' \in \bar{\mathcal{B}}_{j''}$ with $e \in P(B'')$ and no box in $\bar{\mathcal{B}}_{j'}$ crosses e . If $\mathcal{B}_{j'}$ had a box B' with $e \in P(B')$ and the box was removed, also B'' would have been removed. If, however, $\mathcal{B}_{j'}$ had no box B' with $e \in P(B')$, B'' would have been added to $\mathcal{B}_{j'}$. In both cases we obtain a contradiction.

Limiting the number of demands and heights We still have to show the second part of the lemma, i.e., in polynomial time we can compute a set \mathcal{H} such that $h'_{\text{box}}(B) \in \mathcal{H}$ and $d_B \in \mathcal{H}$ for each $B \in \mathcal{B}'$ and $|\mathcal{H}| \leq n^{(\beta/\varepsilon)^\beta}$.

We consider separately the demands and heights of the boxes.

Lemma 33. *Given a boxable solution $(T_{\text{box}}, h_{\text{box}})$ with uniform capacities U and boxes \mathcal{B} , there is a quasi-boxable solution $(T'_{\text{box}}, h'_{\text{box}})$ with boxes \mathcal{B}' such that $w(T'_{\text{box}} \cap T_L) \geq w(T_{\text{box}} \cap T_L)$, $w(T'_{\text{box}} \cap T_S) \geq (1 - \varepsilon)w(T_{\text{box}} \cap T_S)$, $|\mathcal{B}'_e| = |\mathcal{B}_e|$ for each $e \in E$, and for each $B' \in \mathcal{B}'$, either there is exactly one task $i \in T_L$ in box B' or $d_{B'} = (1 + \varepsilon)^k$ for some $k \in \mathbb{N}_0$.*

Proof. For each box $B \in \mathcal{B}$, we add a box B' to \mathcal{B}' with $s_{B'} = s_B$, $t_{B'} = t_B$, $h(B') = h(B)$, and $d_{B'} = (1 + \varepsilon)^{\arg \max\{k | (1+\varepsilon)^k \leq d_B\}}$. Thus $d_{B'}$ is the maximal power of $(1 + \varepsilon)$ that does not exceed d_B . Observe that $d_B - d_{B'} \leq \varepsilon d_B$. To fit sufficiently many tasks from $\text{OPT}_h(B)$ into B' , we use a standard shifting argument: we separate B into horizontal strips of width εd_B and remove all small tasks from one of the strips of minimum weight. \square

In particular, the lemma implies that the boxes $B' \in \mathcal{B}'$ can only have $O(n)$ different demands where n denotes the number of bits in the input. We further simplify $(T'_{\text{box}}, h'_{\text{box}})$ in order to limit the number of choices $h'_{\text{box}}(B)$. We normalize $(T'_{\text{box}}, h'_{\text{box}})$ by applying “gravity” to all boxes in \mathcal{B}' . Formally, we move all boxes down until the following condition is satisfied. For each $B \in \mathcal{B}'$, either $h'(B) = 0$ or there is a box B' such that $P(B) \cap P(B') \neq \emptyset$ and $h'(B) = h'(B') + d_{B'}$. The height $h(B)$ of a box B is a number in $\{0, 1, \dots, U - 1\}$ and thus in general there are superpolynomially many choices. We show that since we have a box-hierarchical decomposition, the number of possible choices is bounded by a polynomial. A tuple of boxes (B_1, B_2, \dots, B_k) with $B_j \in \mathcal{B}'$ is a *chain*, if $h(B_j) = h(B_{j-1}) + d_{B_{j-1}}$ for all $j \in \{2, 3, \dots, k\}$. Thus the height level of box B_j is the upper boundary of B_{j-1} . Note that the length of chains can be considerably larger than β . The reason is that boxes can be small compared to U and the first box of a chain does not necessarily overlap with the last box of the chain. We want to limit the maximum length of a chain to a constant.

Lemma 34. *Given a β -boxable solution $(T'_{\text{box}}, h'_{\text{box}})$ with boxes \mathcal{B}' such that there is a box-hierarchical decomposition $(\ell, \{\mathcal{E}_\ell\}_{\ell \in [\beta]})$ of \mathcal{B}' , there is no chain (B_1, B_2, \dots, B_k) with $k > (\beta/\varepsilon)^\beta$.*

Proof. We show a slightly stronger claim. Recall that in a chain (B_1, B_2, \dots, B_k) , $P(B_j) \cap P(B_{j+1}) \neq \emptyset$ for $j \in [k - 1]$ and $B_j \neq B_{j'}$ for each $j \neq j'$. We call a sequence of boxes with these two properties an *overlapping sequence*. We count the number of *all* overlapping sequences (B_1, B_2, \dots, B_k) . For $j \in [\beta]$ let $\tilde{\mathcal{B}}_j$ be the set of all boxes $B \in \mathcal{B}'$ with $\ell(B) = j$. We show the claim by induction on the number k' of levels ℓ . If $k' = 1$, no overlapping sequence can be longer than β/ε , by the definition of box-hierarchical decompositions.

Suppose that for boxes $\bigcup_{j < k''} \tilde{\mathcal{B}}^j$, the length of an overlapping sequence is bounded from above by $(\beta/\varepsilon)^{k''-1}$. We show that for boxes $\bigcup_{j \leq k''} \tilde{\mathcal{B}}^j$, the length of overlapping sequences is bounded from above by $(\beta/\varepsilon)^{k''}$. Let C be an overlapping sequence using boxes only from $\bigcup_{j \leq k''} \tilde{\mathcal{B}}^j$. If we now remove all boxes in $\tilde{\mathcal{B}}^{k''}$ from C . Then C may fall into a collection of smaller overlapping sequences C_1, C_2, \dots, C_ℓ such that $P(C_j) \cap P(C_{j'}) = \emptyset$ for each $j \neq j'$. Suppose C_j and $C_{j'}$ are two of the overlapping sequences such that there is no $C_{j''}$ between C_j and $C_{j'}$. Let $P_{j,j'}$ be the path between C_j and $C_{j'}$, i.e., $P_{j,j'} \cap P(C_j) = P_{j,j'} \cap P(C_{j'}) = \emptyset$ and for each edge e between C_j and $C_{j'}$, $e \in P_{j,j'}$. Due to the laminar structure of the levels $\tilde{\mathcal{B}}^j$, for each removed box B with $P(B) \cap P_{j,j'} \neq \emptyset$ there is a set of boxes $\mathcal{B}_B \subseteq \tilde{\mathcal{B}}^{k''-1}$ with $P(B) \subseteq P(\mathcal{B}_B)$. We can therefore add boxes from $\tilde{\mathcal{B}}^{k''-1}$ to C such that these boxes with C_j and $C_{j'}$ form an overlapping sequence. In other words, we “connect” C_j and $C_{j'}$ to an overlapping sequence without tasks from $\tilde{\mathcal{B}}^{k''}$. Let C' be the overlapping sequence obtain from C_1, C_2, \dots, C_ℓ and the connections. Additionally, we add boxes from $\tilde{\mathcal{B}}^{k''-1}$ to C' at the beginning and the end such that $P(C) \subseteq P(C')$.

By the induction hypothesis, the number of boxes in C' is bounded from above by $(\beta/\varepsilon)^{k''-1}$. Note that overlapping sequences composed only from boxes in $\tilde{\mathcal{B}}^{k''}$ can be composed of at most β/ε boxes. There is at most one such sequence between two boxes of $\bigcup_j \tilde{\mathcal{B}}^j$, plus one sequence at the start and one at the end. Therefore the total length of C cannot be longer than β/ε the length of C' and the claim follows. \square

The number of values $h'_{\text{box}}(B)$ is at most the number of different chains (B_1, B_2, \dots, B_k) . For each box B_j of a large task, there are at most n choices, since the dimension of the box is determined by a single large

task. All other boxes B_j are determined by the parameters s_{B_j} , t_{B_j} , and d_{B_j} . The total number of choices is $O(n^3)$. Thus the total number of different chains is bounded from above by $O(n^3)^{(\beta/\varepsilon)^\beta} = n^{O_\varepsilon(\beta^\beta)}$, and thus polynomial for constant β . Note that the height levels of the boxes are implied by the box demands and the ordering of the boxes. The number of distinct values $h'(B)$ for boxes $B \in \mathcal{B}'$ cannot be larger than the total number of different chains, $n^{O_\varepsilon(\beta^\beta)}$. Therefore, the set \mathcal{H} contains all of these $n^{O_\varepsilon(\beta^\beta)}$ many values and we can compute \mathcal{H} in polynomial time.

6 Compute stair solution

In this section we prove Lemma 9. To this end, we first show how to compute a solution for a single stair-block \mathcal{SB} . Then we devise a dynamic program that intuitively sweeps the path from left to right, guesses the stair-blocks and the other large tasks, and then uses the subroutine for a single stair-block to assign tasks into each stair-block.

Suppose that we are given a γ -stair-block $\mathcal{SB} = (e_L, e_M, e_R, f, T_L', h')$. Let \bar{T} denote the set of tasks $i \in T$ such that $\{i\}$ fits into \mathcal{SB} . In the sequel, we prove the following lemma.

Lemma 35. *Let $T^* \subseteq \bar{T}$ be an unknown set of tasks that fits into \mathcal{SB} such that $w(T_S \cap T^*) \geq \frac{1}{\alpha} w(T_L \cap T^*)$ for some value $\alpha \geq 1$. There is a $(n \cdot \max_e u_e)^{O_\delta(\log(\max_e u_e))}$ time algorithm that computes a set \hat{T} that fits into \mathcal{SB} such that $w(\hat{T}) \geq (1 - O(\varepsilon)) \left(w(T_L \cap T^*) + \frac{1}{8(\alpha+1)} \cdot w(T_S \cap T^*) \right)$.*

Proof. After the argumentation in Section 6 it remains to calculate that

$$\begin{aligned}
\mathbb{E} \left[\sum_{C \in \mathcal{C}} \bar{y}_C w_C + \sum_{j \in \bar{T}_S, t \in \mathbb{N}} \bar{x}_{j,t} w_j \right] &\geq \sum_{C \in \mathcal{C}} y_C^* w_C + \mathbb{E} \left[\frac{1}{4} \sum_{j \in \bar{T}_S, t \in \mathbb{N}} x_{j,t} w_j \right] \\
&\geq \sum_{C \in \mathcal{C}} y_C^* w_C + \frac{1}{4} \eta \sum_{(j,t) \notin T_S!} x_{j,t}^* w_j \\
&\geq \sum_{C \in \mathcal{C}} y_C^* w_C + \frac{1}{8} \eta \sum_{j \in \bar{T}_S, t \in \mathbb{N}} x_{j,t}^* w_j \\
&\geq \frac{1}{1+\varepsilon} w(T_L \cap T^*) + \frac{\eta}{8(1+\varepsilon)} w(T_S \cap T^*) \\
&\geq \frac{1}{1+\varepsilon} w(T_L \cap T^*) + \frac{1 - O(\varepsilon)}{8(\alpha+1)} w(T_S \cap T^*).
\end{aligned}$$

□

First, we guess $w(T_L \cap T^*)$ up to a factor $1 + \varepsilon$, i.e., we guess a value W such that $w(T_L \cap T^*) \in [W, (1 + \varepsilon)W]$. One can show that $(n/\varepsilon)^{O(1)}$ many guesses for W suffice. Our algorithm is based on a linear program that uses configurations for the sets of large tasks that fit into \mathcal{SB} . Formally, we define a pair $C = (\bar{T}', \bar{h}')$ to be a *configuration* if $\bar{T}' \subseteq \bar{T}$, $w(\bar{T}') \in [W, (1 + \varepsilon)W]$, \bar{h}' is a function $\bar{h}' : \bar{T}' \rightarrow \mathbb{N}$ such that $\bar{h}'(i) < d_i$ for each task $i \in \bar{T}'$, and (\bar{T}', \bar{h}') fits into \mathcal{SB} . Let \mathcal{C} denote the set of all configurations. We introduce a variable y_C for each configuration $C \in \mathcal{C}$. Intuitively, $y_C = 1$ indicates that the computed solution contains exactly the set of large tasks in C , each of them drawn at the height level determined by C . For each small task $j \in \bar{T}_S := \bar{T} \cap T_S$ and each $t \in \{0, \dots, b(j) - d_j\}$ we introduce a variable $x_{j,t}$.

indicating whether j is contained in the solution and drawn at height t . Note that we do not need variables $x_{j,t}$ for $t > b(j) - d_j$ since the upper edge of j has to have a height of at most $b(j)$.

We add constraints that ensure that the rectangles corresponding to the selected tasks do not overlap. To this end, for each small tasks $j \in \bar{T}_S$ and each possible height $t \in \{0, \dots, b(j) - d_j\}$ we define a “rectangle” $p(j, t) = \{(e, t') \mid e \in P(j) \text{ and } t \leq t' < t + d_j\}$. For a pair (e, t) the reader may imagine that it represents the point whose x -coordinate is the mid-point of the edge e and whose y -coordinate is t . Similarly, for a configuration $C = (\bar{T}', \bar{h}') \in \mathcal{C}$ we define the “points” covered by C to be $p(C) := \{(e, t') \mid \exists i \in \bar{T}' : e \in P(i) \text{ and } \bar{h}'(i) \leq t' < \bar{h}'(i) + d_i\}$ and $w_C := w(\bar{T}')$. Denote by $\text{LP}_{\mathcal{SB}}$ the linear program below where for convenience we assume that all non-existing variables are set to zero.

$$\max \sum_{C \in \mathcal{C}} y_C w_C + \sum_{j \in \bar{T}_S, t} x_{j,t} w_j \quad (1)$$

$$\text{s.t.} \quad \sum_{C: (e,t) \in p(C)} y_C + \sum_{j \in \bar{T}_S, t': (e,t) \in p(j,t')} x_{j,t'} \leq 1 \quad \text{for all } e \in P_{e_M, e_R}, t \geq 0 \quad (2)$$

$$\sum_{C: (e,t) \in p(C)} y_C + \sum_{t': t' \leq t} x_{j,t'} \leq 1 \quad \text{for all } e \in P_{e_M, e_R}, t \geq 0, j \in \bar{T}_S \cap T_e \quad (3)$$

$$\sum_{C \in \mathcal{C}} y_C = 1 \quad (4)$$

$$\sum_{t \geq 0} x_{j,t} \leq 1 \quad \text{for all } j \in \bar{T}_S \quad (5)$$

$$x_{j,t}, y_C \geq 0 \quad \text{for all } j \in \bar{T}_S, t \in \mathbb{N}, t \leq b(j) - d_j, C \in \mathcal{C}$$

The first set of constraints (2) expresses intuitively that no two rectangles overlap. Then (3) strengthens this condition by stating that if a configuration C covers a point (e, t) then no small task j using e can be selected such that it covers a point (e, t') with $t' \leq t$ (note that if C covers (e, t) then it also covers each point (e, t') with $t' \leq t$). Constraint (4) ensures that we select exactly one configuration. A task j still cannot be drawn at two positions simultaneously, which we ensure with (5). In the LP above, we introduce constraints (2) and (3) for each $t \geq 0$, however, it is sufficient to state those for each t such that $t \in \mathbb{N}$ since $d_i \in \mathbb{N}$ for each task $i \in T$ and we introduce the variables $x_{j,t}$ only for values t with $t \in \mathbb{N}$. This yields an equivalent formulation with only $(n \max_e u_e)^{O(1)}$ constraints (apart from the non-negativity constraints). The number of variables in $\text{LP}_{\mathcal{SB}}$ is exponential. However, we can solve it in polynomial time via a suitable separation oracle for the dual.

Lemma 36. *There is an algorithm with running time $(n \max_e u_e)^{O_\delta(\log(\max_e u_e))}$ that computes an optimal solution to $\text{LP}_{\mathcal{SB}}$.*

The rounding algorithm. Let (x^*, y^*) denote the optimal solution to $\text{LP}_{\mathcal{SB}}$. We round (x^*, y^*) via randomized rounding. First, we sample a configuration \hat{C} using the distribution determined by y^* , i.e., for each configuration $C \in \mathcal{C}$, we obtain $\hat{C} = C$ with probability y_C . Define $\bar{y}_{\hat{C}} := 1$ and $\bar{y}_C := 0$ for each $C \in \mathcal{C} \setminus \{\hat{C}\}$. Then we construct a new solution x for the small tasks where intuitively we remove all pairs (j, t) that overlap with \hat{C} , i.e., such that $p(j, t) \cap p(\hat{C}) \neq \emptyset$. For each pair of the latter type we define $x_{j,t} := 0$ and we define $x_{j,t} := x_{j,t}^*$ for all other pairs (j, t) . Observe that x is a solution to the LP that is obtained by taking $\text{LP}_{\mathcal{SB}}$ and removing all variables y_C and constraint (4). Denote by $\text{LP}'_{\mathcal{SB}}$ the resulting LP. We can round it via randomized rounding with alteration, using that for two pairs $(j, t), (j', t')$ with $j, j' \in T_S$ the corresponding rectangles $p(j, t), p(j', t')$ overlap if and only if they overlap on a “vertical line segment above e_M ”, i.e., on $\cup_{t'' \in [t, t+d_j) \cap [t', t'+d_{j'})} (e_M, t'')$.

Lemma 37. *Given a solution x to $\text{LP}'_{\mathcal{SB}}$. In polynomial time we can compute an integral solution \bar{x} to $\text{LP}'_{\mathcal{SB}}$ with expected value $\sum_{j \in \bar{T}_S, t} \bar{x}_{j,t} w_j \geq \frac{1}{4} \sum_{j \in \bar{T}_S, t} x_{j,t} w_j$ such that the support of \bar{x} is contained in the support of x .*

Proof. We apply randomized rounding with alteration based on the probabilities given by x . For each task $j \in \bar{T}_S$ and each $t \in \mathbb{N}$ we define a random variable $X_{j,t}$ via dependent rounding (see e.g., [10]) such that $\Pr[X_{j,t} = 1] = x_{j,t}/2$ and for any two heights t, t' we have that $\Pr[X_{j,t} = 1 \wedge X_{j,t'} = 1] = 0$. After defining the $X_{j,t}$ variables we do an alteration phase and define random variables $Y_{j,t} \in \{0, 1\}$ such that $Y_{j,t} \leq X_{j,t}$ for each $j \in \bar{T}_S$ and each $t \in \mathbb{N}$ such that the pairs (j, t) with $Y_{j,t} = 1$ form a feasible solution. To this end, we order the variables $X_{j,t}$ with $X_{j,t} = 1$ non-decreasingly by t , breaking ties arbitrarily. We define $Y_{j,t} = 1$ if and only if $X_{j,t} = 1$ and $p(j, t)$ is disjoint with $p(j', t')$ for each pair (j', t') for which we set $Y_{j', t'} = 1$ before. Let \bar{x} denote the obtained integral solution, i.e., $\bar{x}_{j,t} = 1$ if and only if $Y_{j,t} = 1$ for each $j \in \bar{T}_S$ and each $t \in \mathbb{N}$.

For each pair (j, t) we have that $\Pr[X_{j,t} = 1] = x_{j,t}/2$. The probability that $Y_{j,t} = 0$ while $X_{j,t} = 1$ (i.e., (j, t) is discarded in the alteration phase) is at most $1/2$ since then previously we must have defined $Y_{j', t'} = 1$ for some pair (j', t') such that $p(j', t') \in (e_M, t)$ and due to constraint (2) the probability for this is at most $1/2$. Since the random variables $X_{j,t}$ for the different tasks j are independent, we conclude that $\Pr[Y_{j,t} = 1] = \Pr[Y_{j,t} = 1 | X_{j,t} = 1] \Pr[X_{j,t} = 1] \geq \frac{1}{2} \cdot \frac{1}{2} = \frac{1}{4}$ and the claimed bound on the expected profit of \bar{x} follows. \square

Let (\bar{x}, \bar{y}) denote the resulting solution. Secondly, we compute the optimal solution to LP'_{SB} (hence ignoring the configurations of large tasks) and round it via Lemma 37, let (\bar{x}', \bar{y}') denote the resulting solution. In the sequel we prove that the most profitable solution among (\bar{x}, \bar{y}) and (\bar{x}', \bar{y}') satisfies the claim of Lemma 9. Since we sampled \hat{C} according to the distribution given by y^* , we have that $\mathbb{E}[w_{\hat{C}}] = \sum_{C \in \mathcal{C}} y_C^* w_C$. Recall that we discarded all pairs (j, t) such that $p(j, t)$ overlaps with $p(\hat{C})$. Hence, there are some pairs (j, t) that are discarded with very high probability. We call such a pair problematic where formally we say that a pair (j, t) with $j \in \bar{T}_S$ and $t \in \mathbb{N}$ is *problematic* if $\sum_{C \in \mathcal{C}: p(C) \cap p(j, t) \neq \emptyset} y_C^* > 1 - \eta$ for some value $\eta > 0$ to be defined later. Let $T_{S!}$ denote the set of all problematic pairs. In the following lemma we prove that their contribution to the profit of (x^*, y^*) is only small and hence we can afford to ignore them, unless (\bar{x}', \bar{y}') already has enough profit. Here we crucially need constraint (3). We define $\text{opt}_{LP} := \sum_{C \in \mathcal{C}} y_C^* w_C + \sum_{j \in \bar{T}_S, t} x_{j,t}^* w_j$.

Lemma 38. *We have that $\sum_{(j,t) \in T_{S!}} x_{j,t}^* w_j \leq 4\eta \text{opt}_{LP}$ or the profit of (\bar{x}', \bar{y}') is at least $\text{opt}_{LP} \geq w(T_L \cap T^*) + w(T_S \cap T^*)$.*

Proof. Assume that $\sum_{(j,t) \in T_{S!}} x_{j,t}^* w_j > 4\eta \text{opt}_{LP}$. We construct a solution \tilde{x} to LP'_{SB} . We set $\tilde{x}_{j,t} := 0$ for each $(j, t) \notin T_{S!}$, i.e., we remove all unproblematic pairs, and we set $\tilde{x}_{j,t} := x_{j,t}^*/\eta$ for each $(j, t) \in T_{S!}$. We claim that \tilde{x} is a feasible solution to LP'_{SB} . For constraint (2) for some pair (e, t) let $T'_{S!} \subseteq T_{S!}$ denote all problematic pairs $(j, t) \in T_{S!}$ such that $(e, t) \in p(j, t)$. Let t' be the smallest value such that $(e, t') \in p(j, t)$ for all $(j, t) \in T'_{S!}$. Then there must be an edge e' such that also $(e', t') \in p(j, t)$ for all $(j, t) \in T'_{S!}$ and $\sum_{C: (e', t') \in p(C)} y_C^* > 1 - \eta$ since otherwise some pair in $T'_{S!}$ would not be problematic. Hence $\sum_{(j,t) \in T'_{S!}} x_{j,t}^* < \eta$ and thus $\sum_{(j,t) \in T_{S!}} x_{j,t}^* < 1$ and constraint (2) holds for \tilde{x} . For constraint (5) (which implies constraint (3) in LP'_{SB}) let $j \in \bar{T}_S$ and let t denote the maximum value such that $(j, t) \in T_{S!}$. Hence, $\sum_{C: (e,t) \in p(C)} y_C^* > 1 - \eta$ and therefore $\sum_{t \geq 0} x_{j,t} \leq \eta$ and hence $\sum_{t \geq 0} \tilde{x}_{j,t} \leq 1$.

The constraints (3) imply that \tilde{x} is a feasible solution to LP'_{SB} . Let \tilde{x}^* denote the optimal solution to LP'_{SB} . We have that $\sum_{j \in \bar{T}_S, t} \tilde{x}_{j,t}^* w_j \geq \sum_{j \in \bar{T}_S, t} \tilde{x}_{j,t} w_j$. Therefore, the profit of our integral solution (\bar{x}', \bar{y}') is at least $\frac{1}{4} \sum_{j \in \bar{T}_S, t} \tilde{x}_{j,t}^* w_j \geq \frac{1}{4} \sum_{(j,t) \in T_{S!}} \tilde{x}_{j,t} w_j \geq \frac{1}{4\eta} \sum_{(j,t) \in T_{S!}} x_{j,t}^* w_j > \text{opt}_{LP}$. Since (x^*, y^*) is the optimal fractional solution we have that $\text{opt}_{LP} \geq w(T_L \cap T^*) + w(T_S \cap T^*)$. \square

Assume now that the first case of Lemma 38 applies. We argue that then the problematic pairs contribute at most half of the profit of all pairs (for all small tasks) and hence we can ignore the problematic pairs.

Lemma 39. Assume that $\eta \leq \frac{1}{8} \frac{1/\alpha - O(\varepsilon)}{1 + 1/\alpha - O(\varepsilon)}$. Then $\sum_{(j,t) \notin T_{S!}} x_{j,t}^* w_j \geq \frac{1}{2} \sum_{j \in \bar{T}_S, t} x_{j,t}^* w_j$.

Proof sketch. Let us pretend that $\sum_{C \in \mathcal{C}} y_C^* w_C = w(T_L \cap T^*)$. Then we have that $\sum_{j \in \bar{T}_S, t} x_{j,t}^* w_j \geq w(T_S \cap T^*)$ since (x^*, y^*) is the optimal fractional solution. Therefore, $\sum_{j \in \bar{T}_S, t} x_{j,t}^* w_j \geq \frac{1}{\alpha} \sum_{C \in \mathcal{C}} y_C^* w_C$ and $(1 + \frac{1}{\alpha}) \sum_{j \in \bar{T}_S, t} x_{j,t}^* w_j \geq \frac{1}{\alpha} \left(\sum_{C \in \mathcal{C}} y_C^* w_C + \sum_{j \in \bar{T}_S, t} x_{j,t}^* w_j \right) = \frac{1}{\alpha} \text{opt}_{LP}$. This implies that $\sum_{j \in \bar{T}_S, t} x_{j,t}^* w_j \geq \text{opt}_{LP}/(\alpha + 1)$. Since $\sum_{(j,t) \in T_{S!}} x_{j,t}^* w_j \leq 4\eta \text{opt}_{LP} \leq \frac{\text{opt}_{LP}}{2(\alpha + 1)} \leq \frac{1}{2} \sum_{j \in \bar{T}_S, t} x_{j,t}^* w_j$ the claim follows. \square

Each non-problematic pair is discarded only with probability at most $1 - \eta$. Therefore, the expected profit of the auxiliary solution x is at least an η -fraction of the profit of the non-problematic pairs. Due to Lemma 39 we can neglect the profit due to problematic pairs. For $\eta := \frac{1 - O(\varepsilon)}{8(\alpha + 1)}$ the claim of Lemma 35 follows from the following simple calculation.

$$\begin{aligned} \mathbb{E} \left[\sum_{C \in \mathcal{C}} \bar{y}_C w_C + \sum_{j \in \bar{T}_S, t \in \mathbb{N}} \bar{x}_{j,t} w_j \right] &\geq \sum_{C \in \mathcal{C}} y_C^* w_C + \mathbb{E} \left[\frac{1}{4} \sum_{j \in \bar{T}_S, t \in \mathbb{N}} x_{j,t} w_j \right] \\ &\geq \sum_{C \in \mathcal{C}} y_C^* w_C + \frac{1}{4} \eta \sum_{(j,t) \notin T_{S!}} x_{j,t}^* w_j \\ &\geq \sum_{C \in \mathcal{C}} y_C^* w_C + \frac{1}{8} \eta \sum_{j \in \bar{T}_S, t \in \mathbb{N}} x_{j,t}^* w_j \\ &\geq \frac{1}{1 + \varepsilon} w(T_L \cap T^*) + \frac{\eta}{8(1 + \varepsilon)} w(T_S \cap T^*) \\ &\geq \frac{1}{1 + \varepsilon} w(T_L \cap T^*) + \frac{1 - O(\varepsilon)}{8(\alpha + 1)} w(T_S \cap T^*). \end{aligned}$$

Arbitrary stair-solutions. In order to compute a profitable γ -stair-solution we devise a DP that intuitively sweeps the path from left to right and guesses the stair-blocks in the optimal stair-solution. For each stair-block we invoke the algorithm above. Since each edge can be used by at most γ stair-blocks and large tasks we obtain a running time of $n^{(\gamma \log n)^{O(c/\delta)}}$. Since we require the stair-blocks to be compatible, there can be no task that can be assigned to more than one stair-block, even if the subproblems for each stair-block is solved independently. Recall that for a large task $i \in T_L$ we required that $h(i) < d_i$ for its computed height $h(i)$ and hence we cannot assign it into two stair-blocks, even if it would fit into the respective areas of the stair-blocks.

6.1 Combining multiple staircase instances

We aim to design a DP to build a stair solution from separate stair-blocks and large tasks. The basic idea of the DP is to build the solution from left to right and to guess stair-blocks and large tasks for each edge. In the DP, we would like to use Lemma 35 to compute solutions for the stair blocks. There is, however, the following complication.

The condition of Lemma 9 that $w(T_S \cap T_{\text{stair}}) \geq \frac{1}{\alpha} w(T_L \cap T_{\text{stair}})$ considers the entire instance and it is not necessarily true for separate stair-blocks. We circumvent the problem in two steps. We first assume that we knew the parameters $(e_L, e_M, e_R, f, T'_L, h')$ of all stair-blocks and show that an approach analogous to the proof of Lemma 35 yields a global solution with the properties of Lemma 35. We then show how to combine solutions for separate stair-blocks to obtain at least the weight of the global approach.

Based on the combination of separate solutions, we are able to build a DP.

Algorithm for known stair-blocks Let \mathcal{S} be a set of pairwise compatible stair-blocks. We say that a set of tasks T' fits into \mathcal{S} if there is a h' such that (T', h') is a stair-solution with stair-blocks \mathcal{S} . Let \bar{T} be a set of tasks $i \in T$ such that $\{i\}$ fits into \mathcal{S} . Suppose we know \mathcal{S} .

The idea of the following lemma is that by considering the stair-blocks \mathcal{S} separately, we obtain a solution with at least the weight as considering the whole solution in one shot.

Let \mathcal{A} be the algorithm from Lemma 35, which takes a stair-block \mathcal{SB} and a set of tasks T' as input and computes a solution $\mathcal{A}(\mathcal{SB}, T')$ for \mathcal{SB} using a subset of the tasks T' . Let \bar{T} be the set of tasks and \mathcal{S} the known set of stair-blocks from before.

In the following lemma, the sets \bar{T}_ℓ indeed form a partition of \bar{T} , since the stair-blocks from \mathcal{S} are pairwise compatible and thus each task can fit into at most one of them.

Lemma 40. *Let $T^* \subseteq \bar{T}$ be an unknown set of tasks that fit into $\mathcal{S} = \{\mathcal{SB}_1, \mathcal{SB}_2, \dots, \mathcal{SB}_k\}$ and $w(T_S \cap T^*) \geq \frac{1}{\alpha} w(T_L \cap T^*)$ for some value $\alpha \geq 1$. Let $\bar{T}_1 \dot{\cup} \bar{T}_2 \dot{\cup} \dots \dot{\cup} \bar{T}_k$ be the partition of \bar{T} such that for each ℓ and each $i \in \bar{T}_\ell$, $\{i\}$ fits into \mathcal{SB}_ℓ . Then the solution (\hat{T}, \hat{h}) composed of $\mathcal{A}(\mathcal{SB}_\ell, \bar{T}_\ell)$ for $\ell \in [k]$ is a stair-solution with stair-blocks \mathcal{S} such that*

$$w(\hat{T}) \geq (1 - O(\varepsilon)) \left(w(T_L \cap T^*) + \frac{1}{8(\alpha + 1)} \cdot w(T_S \cap T^*) \right).$$

Proof. We first show how to obtain a solution with the claimed properties by using a large LP. We present a global algorithm which computes a stair-solution with stair-blocks \mathcal{S} such that

$$w(\hat{T}) \geq (1 - O(\varepsilon)) \left(w(T_L \cap T^*) + \frac{1}{8(\alpha + 1)} \cdot w(T_S \cap T^*) \right).$$

Global Algorithm Due to the similarity to the proof of Lemma 35, we outline the steps and refer to the proof of Lemma 35 for details.

For a stair-block \mathcal{SB} , let $T_{\mathcal{SB}}^* \subseteq T^*$ be the maximal subset of T^* such that for each $i \in T_{\mathcal{SB}}^*$, $\{i\}$ fits into \mathcal{SB} . For each stair-block $\mathcal{SB} \in \mathcal{S}$, we guess $w(T_L \cap T_{\mathcal{SB}}^*)$ up to a factor $1 + \varepsilon$, i.e., we guess a value $W_{\mathcal{SB}}$ such that $w(T_L \cap T_{\mathcal{SB}}^*) \in [W_{\mathcal{SB}}, (1 + \varepsilon)W_{\mathcal{SB}}]$. Our algorithm is based on a linear program that uses configurations for the sets of large tasks that fit into \mathcal{S} . Formally, we define a pair $C = (\bar{T}', \bar{h}')$ to be a *configuration* if $\bar{T}' \subseteq \bar{T}$; for each stair-block $\mathcal{SB} \in \mathcal{S}$, $w(\bar{T}'_{\mathcal{SB}}) \in [W_{\mathcal{SB}}, (1 + \varepsilon)W_{\mathcal{SB}}]$, where $\bar{T}'_{\mathcal{SB}}$ is the set of all $i \in \bar{T}'$ such that i fits into \mathcal{SB} ; \bar{h}' is a function $\bar{h}' : \bar{T}' \rightarrow \mathbb{N}$ such that $\bar{h}'(i) < d_i$ for each task $i \in \bar{T}'$; and (\bar{T}', \bar{h}') fits into \mathcal{S} . Let \mathcal{C} denote the set of all configurations. We introduce a variable y_C for each configuration $C \in \mathcal{C}$. For each small task $j \in \bar{T}_S := \bar{T} \cap T_S$ and each $t \in \{0, \dots, b(j) - d_j\}$ we introduce a variable $x_{j,t}$ indicating whether j is contained in the solution and drawn at height t . Note that we do not need variables $x_{j,t}$ for $t > b(j) - d_j$ since the upper edge of j has to have a height of at most $b(j)$.

We add the same types of constraints as for a single stair-block, but simultaneously for all stair-blocks of \mathcal{S} . Denote by $\text{LP}_{\mathcal{S}}$ the linear program below where for convenience we assume that all non-existing variables are set to zero.

$$\max \sum_{C \in \mathcal{C}} y_C w_C + \sum_{j \in \bar{T}_S, t} x_{j,t} w_j \quad (6)$$

$$\text{s.t.} \quad \sum_{C: (e,t) \in p(C)} y_C + \sum_{\substack{j \in \bar{T}_S, t': \\ j \text{ fits into } \mathcal{SB}, \\ P(e,t) \in p(j,t')}} x_{j,t'} \leq 1 \quad \text{for all } \mathcal{SB} = (e_L, e_M, e_R, f, T'_L, h') \in \mathcal{S}, \\ e \in P_{e_M, e_R}, t \geq 0 \quad (7)$$

$$\sum_{C: (e,t) \in p(C)} y_C + \sum_{t': t' \leq t} x_{j,t'} \leq 1 \quad \text{for all } \mathcal{SB} = (e_L, e_M, e_R, f, T'_L, h') \in \mathcal{S}, \\ e \in P_{e_M, e_R}, t \geq 0, j \in \bar{T}_S \cap T_e, \\ j \text{ fits into } \mathcal{SB} \quad (8)$$

$$\sum_{C \in \mathcal{C}} y_C = 1 \quad (9)$$

$$\sum_{t \geq 0} x_{j,t} \leq 1 \quad \text{for all } j \in \bar{T}_S \quad (10)$$

$$x_{j,t}, y_C \geq 0 \quad \text{for all } j \in \bar{T}_S, t \in \mathbb{N}, t \leq b(j) - d_j, C \in \mathcal{C} \quad (11)$$

Let (x^*, y^*) be a solution to LP_S . Then Lemma 37, Lemma 38, and Lemma 39 follow by substituting \mathcal{SB} for \mathcal{S} . Let \mathcal{T}' be the computed solution, composed of subsets $\{T'_1, T'_2, \dots, T'_k\}$ that are assigned to $\mathcal{SB}_1, \mathcal{SB}_2, \dots, \mathcal{SB}_k$.

Composing the solution from stair-blocks We claim that for each index ℓ , $w(T'_\ell) \leq w(\mathcal{A}(\mathcal{SB}_\ell, T_\ell))$.

The key insight is that in LP_S , for every pair of distinct stair-blocks $\mathcal{SB}_\ell, \mathcal{SB}_{\ell'}$, the feasibility of solutions for \mathcal{SB}_ℓ and $\mathcal{SB}_{\ell'}$ are independent in the following sense. Every configuration for \mathcal{SB}_ℓ can be combined with every configuration of $\mathcal{SB}_{\ell'}$ without influencing the feasibility of the LP solution for the respective other stair-block. There is no constraint that contains both $x_{j,t}$ and $x_{j',t'}$ for a tasks j, j' such that $\{j\}$ fits into \mathcal{SB}_ℓ and a $\{j'\}$ fits into $\mathcal{SB}_{\ell'}$.

The global algorithm is therefore equivalent to an algorithm that either applies Lemma 38 to all $\bar{T}_\ell, \mathcal{SB}_\ell$, or it applies Lemma 39 to all $\bar{T}_\ell, \mathcal{SB}_\ell$, whichever of the two solutions gives more profit. Since \mathcal{A} obtains the best of the two solutions for each stair-block \mathcal{SB}_ℓ , the lemma follows. \square

The dynamic program Let $\bar{\mathcal{S}}$ be an unknown set of pairwise compatible stair-blocks. Let \bar{T} be a given set of tasks. Let $T^* \subseteq \bar{T}$ be an unknown set of tasks such that there is a stair-solution (T^*, h^*) and $w(T_S \cap T^*) \geq \frac{1}{\alpha} w(T_L \cap T^*)$.

We design a dynamic program which computes a stair-solution (\hat{T}, \hat{h}) with $\hat{T} \subseteq \bar{T}$ such that there is a $c \in O(1)$ with $w(\hat{T}) \geq (1 - c\varepsilon) \left(w(T_L \cap T^*) + \frac{1}{8(\alpha+1)} \cdot w(T_S \cap T^*) \right)$. The DP builds the solution from left to right, starting from the left-most edge $e_0 \in E$. A stair-block \mathcal{SB} crosses an edge e if $e \in P(\mathcal{SB})$. Guessing a stair-block $\mathcal{SB} = (e_L, e_M, e_R, f, T'_L, h')$ means to guess its parameters $e_L, e_M, e_R, f, T'_L, h'$. For an edge e , the DP guesses all tasks $i \in (T^* \cap T_L \cap T_e)$ together with $h^*(i)$ and all stair-blocks $\mathcal{SB}^1, \mathcal{SB}^2, \dots, \mathcal{SB}^k$ crossing e with all heights $h(\mathcal{SB}_j)$. For a stair-block \mathcal{SB} , let $T_{\mathcal{SB}}$ be the set of tasks $i \in T$ such that $\{i\}$ fits into or is part of \mathcal{SB} . For a stair-block \mathcal{SB} let (\hat{T}, \hat{h}) be the solution computed by $\mathcal{A}(\mathcal{SB}, \bar{T})$, see Lemma 40. We define the weight of a stair-block $\mathcal{SB} = (e_L, e_M, e_R, f, T'_L, h')$ as $w(\mathcal{SB}) := w(\hat{T} \cup T')$.

For each edge e , a DP cell is determined by a tuple $(e, \mathcal{S}', T', h')$ with $\mathcal{S}' \subseteq \mathcal{S}_e$, $T' \subseteq (\bar{T} \cap T_e \cap T_L)$, and $h: \{T'\} \rightarrow \mathbb{N}_0$. We require that the tasks and stair-blocks in \mathcal{S}' are pairwise compatible. We exclude

tuples with tasks $i \in T'$ such that $i \in T_L''$ of some $\mathcal{SB} = (e_L, e_M, e_R, f, T_L'', h'')$ and $\mathcal{SB} \in \mathcal{S}'$. In the base case of the DP using edge e_0 , we have

$$\text{DP}(e_0, \mathcal{S}', T', h') = w(T') + \sum_{\mathcal{SB} \in \mathcal{S}'} w(\mathcal{SB}).$$

Suppose that for an edge e'' , we have computed all DP-values of DP cells on the left of e'' and we consider the tuple $(e'', \mathcal{S}'', T'', h'')$. Let e' be the consecutive edge on the left of e'' . A tuple $(e', \mathcal{S}', T', h')$ is compatible with $(e'', \mathcal{S}'', T'', h'')$, if each $\mathcal{SB}'' \in \mathcal{S}'' \setminus \mathcal{S}'$ is compatible with each $i' \in T'$ and with each $\mathcal{SB}' \in \mathcal{S}'$; and each $\mathcal{SB}' \in \mathcal{S}' \setminus \mathcal{S}''$ is compatible with each $i'' \in T''$.

The value $\text{DP}(e'', \mathcal{S}'', T'', h'')$ is the maximal value of the following term over all tuples $(e', \mathcal{S}', T', h')$ compatible with $(e'', \mathcal{S}'', T'', h'')$.

$$w(T'' \setminus T') + \sum_{\mathcal{SB} \in \mathcal{S}'' \setminus \mathcal{S}'} w(\mathcal{SB}) + \text{DP}(e', \mathcal{S}', T', h'),$$

Then the weight of the computed solution is the maximal value $\text{DP}(e', \mathcal{S}', T', h')$ for e' the right-most edge of (V, E) .

Correctness We claim that the computed solution is feasible. Observe that the compatibility of cells is transitive in the sense that if for three edges e_1 left of e_2 left of e_3 , $(e_1, \mathcal{S}_1, T_1, h_1)$ is compatible with $(e_2, \mathcal{S}_2, T_2, h_2)$ and $(e_2, \mathcal{S}_2, T_2, h_2)$ is compatible with $(e_3, \mathcal{S}_3, T_3, h_3)$, then $(e_1, \mathcal{S}_1, T_1, h_1)$ is compatible with $(e_3, \mathcal{S}_3, T_3, h_3)$.

No task can be used more than once: Let $(e'', \mathcal{S}'', T'', h'')$ be a tuple that determines a DP cell. Each task $i \in T$ of a computed solution fits into or is part of at most one stair-block of \mathcal{S}'' , due to the definition of compatibility of stair-blocks. By the definition of compatibility of stair-blocks with large tasks, for no large task $i \in T''$, $\{i\}$ fits into or is part of a stair-block $\mathcal{SB} = (e_L, e_M, e_R, f, T', h')$ of \mathcal{S}'' . Note that due to the definition of f , $i \in T''$ cannot be a large task such that $P(i) \subset P_{e_L, e_R}$ with $e_M, e_R \notin P(i)$. We conclude that the computed solution is feasible.

Running time We first count the number of different stair-blocks. Let $\mathcal{SB} = (e_L, e_M, e_R, f, T', h')$ be a stair-block. For each of the three edges, there are at most $2n$ possibilities. Let $U := \max_e u_e$. The step function f has at most γ steps and each step is determined by a vertex of the path and a height $u \in \{0, 1, \dots, U\}$. Therefore there are at most $(2n \cdot U)^\gamma$ functions f . To analyze T' , we apply Lemma 18 to bound the number of tasks in T' . The lemma implies that there are at most $n^{2/\delta^2 \cdot \log U}$ subsets of tasks that could form T' . For each task i , we have to guess its height $h'(i)$, again a number from $\{0, 1, \dots, U\}$. The total number of functions h' is therefore at most $U^{(2/\delta^2 \cdot \log U)}$.

We obtain the following upper bound on the total number of different stair-blocks by multiplying these numbers:

$$\sigma := 8n^3 \cdot (2n \cdot U)^\gamma \cdot n^{2/\delta^2 \log U} \cdot (U)^{2/\delta^2 \log U} \leq (n \cdot U)^{O_\delta(\gamma(\log U))}.$$

To count the number of tuples $(e'', \mathcal{S}'', T'', h'')$, we multiply the $2n$ possibilities for e'' with the $\binom{\sigma}{\gamma} \leq \sigma^\gamma$ subsets of stair-blocks, the at most n^γ subsets of large tasks, and $U^{1/\delta^2 \log U}$ height levels of large tasks, by Lemma 18. Due to the asymptotic notation, the total number of cells is again σ^γ .

Computing the values of DP-cells requires to fill the up to γ stair-blocks. By Lemma 35, the running time for filling a single stair-block is at most $(n \cdot U)^{O_\delta(\log U)}$ and thus we asymptotically still obtain the running time $\sigma^\gamma = (n \cdot U)^{O_\delta(\gamma^2 \log U)}$.

Approximation ratio Let e_0 be the leftmost edge of (V, E) and $e \in E$ arbitrary. Let $T_0^* \subseteq (T^* \cap T_L)$ be the set of tasks and let $\mathcal{S}^* \subset \mathcal{S}$ a set of pairwise compatible stair-blocks such that each task $i \in T_0^*$ is compatible with each $\mathcal{SB} \in \mathcal{S}^*$ and $(T^* \setminus T_0^*, h^*)$ fits into of its part of \mathcal{S}^* . We say that $(e', \mathcal{S}', T', h')$ is a tuple of (T^*, h^*) , if $\mathcal{S}' = \{\mathcal{SB} \in \mathcal{S}^* \mid e' \in P(\mathcal{SB})\}$, $T' = T_0^* \cap T_{e'}$, and $h'(i) = h^*(i)$ for $i \in T'$. For an edge e , let $\mathcal{S}^*(e) = \{\mathcal{SB} \in \mathcal{S}^* \mid P(\mathcal{SB}) \cap P_{e_0, e} \neq \emptyset\}$ and let $T^*(e) = \{i \in T^* \mid P(i) \cap P_{e_0, e} \neq \emptyset\}$. We inductively show that the following invariant holds for all tuples $(e', \mathcal{S}', T', h')$ of (T^*, h^*) .

$$DP(e', \mathcal{S}', T', h') \geq w(T^*(e')) + \sum_{\mathcal{SB} \in \mathcal{S}^*(e')} w(\mathcal{SB}).$$

In the base case, one of the choices is the cell $(e_0, \mathcal{S}^*(e_0), T^*(e_0), h^*_{|T^*(e_0)})$. By the definition of $DP(e_0, \mathcal{S}^*(e_0), T^*(e_0), h^*_{|T^*(e_0)})$, the invariant is satisfied. Suppose that for an edge e' , $(e', \mathcal{S}', T', h')$ is a tuple of (T^*, h^*) and $DP(e', \mathcal{S}', T', h')$ satisfy the invariant. Let e'' be the edge right of e' and $(e'', \mathcal{S}'', T'', h'')$ a tuple of (T^*, h^*) . We show that also $DP(e'', \mathcal{S}'', T'', h'')$ satisfies the invariant. Since $(e', \mathcal{S}', T', h')$ is compatible with $(e'', \mathcal{S}'', T'', h'')$, one of the choices of the DP is to choose the tuple $(e', \mathcal{S}', T', h')$. Therefore

$$\begin{aligned} DP(e'', \mathcal{S}'', T'', h'') &\geq w(T'' \setminus T') + \sum_{\mathcal{SB} \in \mathcal{S}'' \setminus \mathcal{S}'} w(\mathcal{SB}) + DP(e', \mathcal{S}', T', h') \\ &\geq w(T'' \setminus T') + \sum_{\mathcal{SB} \in \mathcal{S}'' \setminus \mathcal{S}'} w(\mathcal{SB}) + w(T^*(e')) + \sum_{\mathcal{SB} \in \mathcal{S}^*(e')} w(\mathcal{SB}) \\ &= w(T^*(e'')) + \sum_{\mathcal{SB} \in \mathcal{S}^*(e'')} w(\mathcal{SB}), \end{aligned}$$

and thus the invariant is satisfied. Let $(e', \mathcal{S}', T', h')$ be the tuple of (T^*, h^*) for the rightmost edge $e' \in (V, E)$. Then

$$\begin{aligned} DP(e', \mathcal{S}', T', h') &\geq w(T_0^*) + \sum_{\mathcal{SB} \in \mathcal{S}^*} w(\mathcal{SB}) \\ &= w(T_0^*) + w(\{i \in T \mid \mathcal{SB} = (u_L, u_M, u_R, f, \tilde{T}, \tilde{h}) \in \mathcal{S}^*, \mathcal{A}(\mathcal{SB}, \tilde{T}) \\ &= (\hat{T}, \hat{h}), i \in \hat{T} \cup \tilde{T}\}). \end{aligned}$$

Since the stair-blocks \mathcal{S}^* are pairwise compatible, the computed sets \hat{T} are pairwise disjoint. We thus obtain a solution that is at least as good as the composed solution in the lemma statement of Lemma 40, which implies our claim.

6.2 Solving $LP_{\mathcal{SB}}$

In this section we prove Lemma 36. We cannot directly compute a primal solution due to the exponential number of primal variables. We therefore compute an optimal dual solution instead. The exponentially many primal variables translate into exponentially many dual constraints. Since the primal LP has only $(n \max_e u_e)^{O(1)}$ constraints, the dual has only $(n \max_e u_e)^{O(1)}$ variables and we can use the ellipsoid method to find a dual solution. The problem reduces to separating the dual, i.e., for a given assignment of values to dual variables we have to either certify that they give a feasible dual solution or we have to find a violated dual constraint.

Since there is exactly one dual constraint for each primal variable, there are only $(n \max_e u_e)^{O(1)}$ many constraints for the variables $x_{j,t}$. The feasibility of these constraints can easily be checked. We therefore omit them in the following analysis and only show how to separate the constraints containing variables y_C . The primal constraints (5) do not contain variables y_C and therefore do not influence the dual constraints for variables y_C . For (2), we introduce the dual variables $\alpha_{e,t}$ for all $e \in P_{e_M, e_R}$ and $t \geq 0$. For (3), we introduce the dual variables $\beta_{e,t,j}$ for all $e \in P_{e_M, e_R}$, $t \geq 0$, and $j \in T_S$. For (4), we introduce the dual variable γ .

The Dual (D) has the following constraints.

$$\sum_{\substack{e \in P_{e_M, e_R}, t \geq 0: \\ p(e,t) \in p(C)}} \alpha_{e,t} + \sum_{j \in T_S} \sum_{\substack{e \in E_R, t \geq 0: \\ p(e,t) \in p(C)}} \beta_{e,t,j} + \gamma \geq w_C \quad \text{for all } C \subseteq T_L \quad (12)$$

$$\alpha_{e,t}, \beta_{e,t,j} \geq 0 \quad \text{for all } e \in P_{e_M, e_R}, t \geq 0, j \in T_S \quad (13)$$

To separate (D), we use a dynamic program. If the given dual solution is feasible, the dual program finds a configuration that is closest to violating (12), which certifies the feasibility. If the given dual solution is infeasible, the dual program finds a constraint that maximally violates (12). Note that γ does not influence the choice of the constraint. We therefore want to find a configuration C maximizing

$$w_C - \sum_{\substack{e \in P_{e_M, e_R}, t \geq 0: \\ p(e,t) \in p(C)}} \alpha_{e,t} - \sum_{j \in T_S} \sum_{\substack{e \in E_R, t \geq f_e: \\ p(e,t) \in p(C)}} \beta_{e,t,j}. \quad (14)$$

For a vertex v of P_{e_M, e_R} , let P_v be the path from e_M to v , not including e_M . We compute DP values for subpaths P_v . The DP cell contains v and a set of tasks $S \subseteq T_L$ with $v \in P(i')$ in C for every $i' \in S$. The tasks T' of the given stair-block $(e_L, e_M, e_R, f, T', h')$ are fixed. We therefore require that S contains all tasks i with e_M and v in $P(i)$ and all tasks with e_R and v in $P(i)$. No other i with $e_M \in P(i)$ or $e_R \in P(i)$ can be contained in S .

The DP cell also contains a height levels $h_S: S \rightarrow [0, u_{e_L}]$. We require that the tasks S drawn at h_S do not overlap. By Lemma 18, the number of such tasks is at most $1/\delta^2 \log u_{e_L}$. Therefore, there are at most $2^{1/\delta^2 \log \max_e u_e} = (\max_e u_e)^{1/\delta^2}$ different sets S and for each S there are at most $(\max_e u_e)^{1/\delta^2 \log \max_e u_e}$ functions h_S . All DP values $DP(v, S, h_S)$ are initialized with zero. Two distinct DP cells (v, S, h_S) and $(v', S', h_{S'})$ are compatible if $v \neq v'$; and for each $i \in S \cap S'$, $h_S(i) = h_{S'}(i)$; and the tasks $(S \cup S') \setminus (S \cap S')$ drawn at h_S and $h_{S'}$ do not overlap.

We build the solution from left to right. Let v be a vertex of P_{e_M, e_R} such that (v, S, h_S) describes a valid DP cell. Then we define

$$\text{Val}(v, S, h_S) := w(S) - \sum_{\substack{e \in P_{e_M, e_R}, t \geq f_e: \\ p(e,t) \in p(S, h_S)}} \alpha_{e,t} - \sum_{j \in T_S} \sum_{\substack{e \in P_{e_M, e_R}, t \geq f_e: \\ p(e,t) \in p(S, h_S)}} \beta_{e,t,j}.$$

The value $\text{Val}(v, S, h_S)$ expresses the maximum dual value (ignoring γ) we can obtain if C contains only S , drawn at h_S . If v is the left-most vertex of P_{e_M, e_R} , we set $DP(v, S, h_S) := \text{Val}(v, S, h_S)$. For all other v , we build the corresponding DP value as follows.

$$DP(v, S, h_S) := \max_{S', h_{S'}} (\text{Val}(v, S \setminus S', h_{S \setminus S'}) + DP(v-1, S', h_{S'})).$$

Such that $(v-1, S', h_{S'})$ specifies a DP cell and (v, S, h_S) is compatible with $(v-1, S', h_{S'})$. Intuitively, we added S to a configuration C that contains S' and possibly some tasks on the left of S' .

The final DP solution Sol is $\max_{S, h_S} \text{DP}(v, S, h_S)$, where v is the right-most vertex of P_{e_M, e_R} (i.e., the left vertex of e_R). We have to show two properties of the DP: (i) If the value Sol is larger than γ , we have found a violation, (ii) otherwise the solution was feasible.

To show (i), we observe that at vertex v , the DP chooses sets of non-overlapping tasks S that separate the left side from the right side. Since we ensure that (v, S, h_S) is compatible with its predecessor $(v - 1, S', h_{S'})$, no overlap can appear. We therefore obtain a valid configuration C of large tasks and the dual constraint from (12) for C is violated.

To show (ii), consider a configuration C such that for C , (12) is violated. We argue that the DP finds a configuration that violates (12) to a degree at least as high as C . Let i be the left-most task of C . Then $\text{DP}(s_i - 1, S, h_S) \geq 0$ for each valid cell composed of S with $s_i \notin P(S)$, where $P(S) := \bigcup_{i \in S} P(i)$. Let S be the set of tasks in C with $s_i \in P(S)$, drawn at h_S in C . Then one of the cells considered by the DP is $\text{DP}(s_i, S, h_S)$ and its value is at least $\text{Val}(s_i, S, h_S)$. Observe that the values $\alpha_{e,t}$ and $\beta_{e,t,j}$ added by the DP are independent of all tasks of C not in S . We inductively construct a solution with maximum value that is at least the value determined by C . We conclude that the final DP-value is at least (14) for C and thus determines a violated constraint.

7 Compute boxable solution

In this section, we prove Lemma 6, i.e., suppose there is a β -boxable solution $(T_{\text{box}}, h_{\text{box}})$ for a given $\beta \in \mathbb{N}$. We present a recursive algorithm computing a solution consisting of a set of pairwise non-overlapping boxes \mathcal{B} , a set of tasks T' , an assignment $f: T' \rightarrow \mathcal{B}$ of the tasks in T' to the boxes, and a height assignment $h: \mathcal{B} \rightarrow \mathbb{N}_0$ for the boxes. Let $\mathcal{B}_e = \{B \in \mathcal{B} \mid e \in P(B)\}$ for each edge $e \in E$. We require the solution to have the following properties: (i) The number of boxes $|\mathcal{B}_e|$ is at most β for each edge $e \in E$; (ii) for each box $B \in \mathcal{B}$, the path of each task $i \in f^{-1}(B)$ lies between the left and the right boundary of B ; and (iii) for each box B and for each edge e crossed by B , $d(f^{-1}(B) \cap T_e) \leq d_B$; (iv) for each box $B \in \mathcal{B}$ the set $f^{-1}(B)$ contains exactly one task or it contains only tasks i whose demand $d(i)$ is at most $\varepsilon^8 d_B$, and (v) (\mathcal{B}, h) forms a feasible solution. We say that such a solution (\mathcal{B}, T', f) is a *relaxed- β -boxable solution*. Note that due to (iii) it is actually only a relaxation of a β -boxable solution. On the other hand, a result by Bar-Yehuda et al. [8, Lemma 9] (based on a result of Buchsbaum et al. [12]) shows that if ε is sufficiently small, then for each box B a weighted $(1 - 4\varepsilon)$ -fraction of the tasks in $f^{-1}(B)$ can be drawn as non-overlapping rectangles within B . Using this, we obtain the following lemma.

Lemma 41. *Let (\mathcal{B}, T', f) be a relaxed- β -boxable-solution. Then there is a feasible solution (T'', h) with $T'' \subseteq T'$ and $w(T'') \geq (1 - 4\varepsilon)w(T')$.*

Denote by OPT_{BOX} the most profitable relaxed- β -boxable solution. We present now a recursive algorithm computing a relaxed- β -boxable solution that is a $(1 + \varepsilon)$ -approximation with respect to OPT_{BOX} . Our reasoning uses several ideas from the QPTAS for Unsplittable Flow on a Path [3].

After some straight-forward preprocessing we can assume that the length of the path P is at most $2n$. Our algorithm is recursive with a recursion depth of $O(\log n)$. In the first iteration, we consider the edge e_0 in the middle of the path. We guess the sizes and the height positions of the at most β boxes crossing e_0 in OPT_{BOX} . For each guessed box B , we guess whether $|f^{-1}(B)| = 1$. Denote by $\mathcal{B}^L(e_0)$ the (“large”) boxes with this property. For each such box B we guess the single task contained in B in OPT_{BOX} . Now consider all guessed (“small”) boxes B for which $|f^{-1}(B)| > 1$ and denote those boxes by $\mathcal{B}^S(e_0)$. For each such box B , denote by $T^*(B)$ all tasks from OPT_{BOX} which are assigned to B . The object we are first interested in is the *capacity profile* of the tasks $T^*(B) \cap T_{e_0}$ on the whole path, given by

$g_{B,e_0}(e') := d(T^*(B) \cap T_{e_0} \cap T_{e'})$ for each edge $e' \in E$. Observe that g_B is non-decreasing from the leftmost edge of E to e_0 , and non-increasing from e_0 to the rightmost edge of E , since all tasks in the profile use e_0 .

Ideally, we would like to exactly guess these profiles g_{B,e_0} for all boxes crossing e_0 in parallel, find the most profitable way to assign tasks to them, and recurse on the $|E|/2$ edges on the left and on the right of e_0 , respectively. Unfortunately, already one single profile g_{B,e_0} can be so complex that we cannot afford to guess it exactly. However, there is an underestimating profile g'_{B,e_0} with at most $(\log n)^{O(1)}$ many steps such that g'_{B,e_0} is bounded from above by g_{B,e_0} and there is a subset of $T^*(B) \cap T_{e_0}$ that fits into g'_{B,e_0} and is almost as profitable as $T^*(B) \cap T_{e_0}$. Here we use our assumption that the task demands are in a quasipolynomial range. Additionally, we scale the task weights such that $\max_{i \in T} w(i) = n/\varepsilon$. This way all tasks of weight less than 1 have a total weight of less than n and thus can be removed by a loss of at most a factor $1 + \varepsilon$ of the approximation ratio.

Lemma 42. *Let $e_0 \in E$, $T' \subseteq T_{e_0}$ be a set of tasks, and let $g(e') := d(T' \cap T_{e'})$ for each edge e' . There is a profile $g' : E \rightarrow \mathbb{R}$ and a set of tasks $T'' \subseteq T'$ such that g' is a step-function with at most $(\log n/\varepsilon)^{O(c)}$ many steps, $g'(e') \leq g(e')$ for each edge $e' \in E$, $d(T'' \cap T_{e'}) \leq g'(e')$ for each edge $e' \in E$, and $w(T'') \geq (1 - \varepsilon)w(T')$.*

Proof. Let $\varepsilon' = \varepsilon/3$ and let T'^ℓ be the tasks in T' with $w(i)/d(i) \in [2^\ell, 2^{\ell+1})$. Since we assume the weights to be linear and the demands to be quasipolynomial, the maximum and minimum values of $w(i)/d(i)$ differ by a factor of at most $(n/\varepsilon)^{(\log n)^{O(c)}}$. Therefore there are only $(\log n/\varepsilon)^{O(c)}$ many different sets T'^ℓ . For each set T'^ℓ , due to Bansal et al. [3], there is a step function f^ℓ with at most $8/\varepsilon'$ many steps and set of tasks $\bar{T}^\ell \subseteq T'^\ell$ which fits into f^ℓ and has profit at least $(1 - \varepsilon')w(T'^\ell)$. Since there are only $(\log n/\varepsilon)^{O(c)}$ many different sets T'^ℓ , we can add the step functions f^ℓ for different ℓ together to get a step function f with $(\log n/\varepsilon)^{O(1)}$ many steps and a set of tasks $\bigcup_\ell \bar{T}^\ell$ that fits into f with profit at least $(1 - 3\varepsilon')w(T')$. \square

In our algorithm, we guess the underestimating profiles due to Lemma 42 for all boxes $B \in \mathcal{B}^S(e_0)$ in parallel. Note that there are only quasi-polynomially many guesses necessary since the profiles have only $(\log n/\varepsilon)^{O(c)}$ many steps each, and due to the quasi-polynomially bounded capacities, it suffices to consider a set of quasi-polynomial size. As a next step, we compute a set of small tasks crossing e_0 and an assignment of them to the boxes in $\mathcal{B}^S(e_0)$ such that they fit into the respectively guessed profiles. As the next lemma shows, we can compute an exact solution for this subproblem in quasi-polynomial time.

Lemma 43. *Given an edge e_0 , a set of at most β boxes $\mathcal{B}(e_0)$ crossing e_0 , and a profile g'_B with at most $(\log n/\varepsilon)^{O(c)}$ many steps for each $B \in \mathcal{B}(e_0)$. Let $T^s \subseteq T_{e_0}$ denote the set of all small tasks using e_0 . There is an exact algorithm for the problem of selecting a subset $T' \subseteq T^s$ of maximum total weight such that there is an assignment $f : T' \rightarrow \mathcal{B}(e_0)$ with $d(f^{-1}(B) \cap T_{e'}) \leq g'_B(e')$ for each box $B \in \mathcal{B}(e_0)$ and each edge $e' \in E$ with a running time of $n^{(\beta \log n/\varepsilon)^{O(c)}}$.*

Proof. First, observe that for any of the profiles g'_B , if a set of tasks T'_B fits into g'_B at all the edges where g'_B has an upper step, then it fits into g'_B at all the edges. This is because all the tasks under consideration use the middle edge e_0 . Formally, we define that g'_B has an *upper step* at e if e is incident to a vertex v such that the value of g'_B at e is greater than the value of g'_B at the other edge incident to v . Then, for any set of tasks \bar{T} , if for every edge e' where g'_B has a step, $d(\bar{T} \cap T_{e'}) \leq g'_B(e')$, then for any edge e' , $d(\bar{T} \cap T_{e'}) \leq g'_B(e')$. Therefore, it suffices to only consider the capacity used up by the tasks at upper step edges. We order the tasks in an arbitrary order from $1, 2, \dots, n$. We use a dynamic program with a DP-cell defined by

- an integer i from $1, 2, \dots, n$ which denotes that we are only allowed to use tasks $1, 2, \dots, i$ and

- an integer $c_{e_s, B}$ in the range 0 to $n^{(\log n)^{O(c)}}$ for each edge e_s of each profile g'_B where g'_B has an upper step, which indicates that the amount of capacity already used up at e_s by tasks assigned to B is equal to $c_{e_s, B}$.

Note that since $c_{e_s, B}$ can take only $(\beta \log n / \varepsilon)^{O(c)}$ different values (since there only β many boxes and each profile g'_B has only $(\log n / \varepsilon)^{O(c)}$ many steps), the total number of different DP-cells is bounded by $n^{(\beta \log n / \varepsilon)^{O(c)}}$. The final solution is then given by the maximum value of all DP-cells. To compute the solution for a DP-cell, we enumerate the $|B_{e_0}| + 1$ many ways to assign task i to a box, or not assign it to any box at all. And for each such way, we compute the profit obtained by adding the weight of the task i to the value of the DP-cell for the index $i - 1$ corresponding to the capacities used up by the remaining tasks at the respective step edges after subtracting the demand of i from the $c_{e_s, B}$ values of the step edges of g'_B for the box B we are trying to assign i to. Each computation for a DP-cell requires polynomial time, hence the total running time is $n^{(\beta \log n / \varepsilon)^{O(c)}}$. \square

After guessing the boxes $\mathcal{B}^L(e_0)$ and $\mathcal{B}^S(e_0)$ and the approximate profiles for the boxes in $\mathcal{B}^S(e_0)$ and computing tasks for them using Lemma 43 we observe that the remaining problem splits into two independent subproblems: one is given by the edges on the left of e_0 and one is given by the edges on the right of e_0 . We recurse on both sides. In the recursion, each arising subproblem is given by a subpath $E' \subseteq E$, a set of boxes guessed in previous iterations that reach into E' , and for some boxes a set of previously guessed profiles. In each node of the recursion tree, we enumerate $n^{(\beta \log n / \varepsilon)^{O(c)}}$ many guesses for the boxes crossing the middle edge of the respective subproblem and their profiles. Since we have a recursion depth of $O(\log n)$, our algorithm has a running time of $n^{(\beta \log n / \varepsilon)^{O(c)}}$ overall.

8 Compute jammed solutions

Suppose that we are given an instance of SAP with uniform capacities, i.e., there is an integer U such that $u_e = U$ for each edge e . In this section we first present a pseudopolynomial time algorithm that computes the most profitable jammed solution. Afterwards, we show how to turn it into a polynomial time algorithm that computes a $(1 + \varepsilon)$ -approximation to the most profitable jammed solution. In [28] the authors of this paper presented an algorithm for instances of SAP with arbitrary edge capacities that for any fixed $\delta' > 0$ computes the optimal solution consisting of only δ' -large tasks (i.e., tasks i such that $d_i > \delta' \cdot \min_{e \in P(i)} u_e$) in pseudo-polynomial time and a $(1 + \varepsilon)$ -approximation in polynomial time. We extend these techniques in order to compute jammed solutions for SAP instances with uniform edge capacities.

Let $\delta' > 0$ and let (T^*, h^*) denote the optimal δ' -jammed solution. Throughout this section we fix δ' and write simply *jammed solution* instead of δ' -jammed solution. For an integer B we call a solution (T', h') a *B-simple jammed* if $T' \cap T_S$ is a set of jammed tasks for $(T' \cap T_L, E, B, h')$. In the sequel, we describe an algorithm that computes the most profitable *B-simple jammed* solution and then later show how to extend it to compute the optimal jammed solution. First assume that (T^*, h^*) is *B-simple jammed* for some value B . Let $T_S^* := T^* \cap T_S$ and $T_L^* = T^* \cap T_L$. We guess B . For each edge $e \in E$ we define a pseudo-capacity u_e^* to be the maximum value u with $0 \leq u \leq U - B$ such that $[B, B + u) \cap [h^*(i), h^*(i) + d_i) = \emptyset$ for each task $i \in T_L^* \cap T_e$. We define $u_e^* := 0$ if there is no such value $u \geq 0$. For each task $i \in T_S$ we define its bottleneck edge $e(i)$ to be an edge $e \in P(i)$ with minimum value u_e^* . We define $b(i) := u_{e(i)}^*$. Note that these definition are based on the unknown solution (T^*, h^*) .

First, we guess the task $i_0 \in T_S^*$ with smallest position $h^*(i_0)$, its bottleneck edge $e(i_0)$, and all tasks from T^* using its bottleneck edge $e(i_0)$. Denote the latter tasks by T_0^* . Since all tasks in T_L are large we

have that $|T^* \cap T_L \cap T_{e(i_0)}| \leq 1/\delta$. The next lemma implies that $|T^* \cap T_S \cap T_{e(i_0)}| \leq 1/(\delta')^2$ when using it with $i := i_0$.

Lemma 44. Consider a task $i \in T_S^*$. There are at most $1/(\delta')^2 - 1$ tasks $i' \in T_S^*$ such that $e(i) \in P(i')$ and $h(i') > h(i)$.

Proof. Let $i' \in T^* \cap T_S$ be a task with $h(i') > h(i)$ and $e(i) \in P(i')$. We have that $d_i \leq h(i') \leq b(i') - d_{i'}$. There is an edge $e \in P(i')$ such that $d_{i'} > \delta' \cdot u_e^*$. Thus, $d_{i'}/\delta' > b(i') \geq d_i + d_{i'} > \delta' \cdot b(i) + d_{i'}$ and hence $d_{i'} \geq (\delta')^2 \cdot b(i)/(1 - \delta') > (\delta')^2 \cdot b(i)$. \square

We guess the at most $1/(\delta')^2 + 1/\delta$ tasks in $|T_0^* \cap T_{e(i_0)}|$ and their heights $h^*(i)$. The whole problem splits then into two disjoint subproblems given by the subpath on the left of $e(i_0)$ and the subpath on the right of $e(i_0)$. We recurse on both sides. When recursing on the subpath E' on the left of $e(i_0)$ we specify the subproblem by E' , by the at most $1/\delta$ tasks in T_L^* using $e(i_0)$ and the at most $1/(\delta')^2$ tasks $i \in T_S^*$ using $e(i_0)$ with $h(i) \geq h^*(i_0)$, and the information that each small task in the desired solution to this subproblem has to have a height of at least $h^*(i_0)$. We are looking for the most profitable set of tasks T' such that $T' \cup (T^* \cap T_{e(i_0)})$ forms a B -simple jammed solution with the latter property. The subproblem for the path on the right of $e(i_0)$ is characterized similarly.

When continuing with this recursion, each arising subproblem can be characterized by two edges e_1, e_2 , by at most $1/(\delta')^2 + 1/\delta$ tasks $T_1 \subseteq T_{e_1}$ together with a placement $h(i)$ for each task $i \in T_1$, at most $1/(\delta')^2 + 1/\delta$ tasks $T_2 \subseteq T_{e_2}$ together with a placement $h(i)$ for each task $i \in T_2$, and an integer h_{\min} . For each such combination we introduce a DP-cell $(e_1, e_2, T_1, T_2, h, h_{\min})$. Formally, it models the following subproblem: assume that we committed to selecting tasks T_1 and T_2 and assigning heights to them as given by the function h . Now we ask for the set of tasks T' of maximum profit such that for each task $i \in T'$ its path $P(i)$ is contained in the path strictly between e_1 and e_2 (so excluding e_1 and e_2) and assigning heights to them such that $h(i) \geq h_{\min}$ for each task $i \in T' \cap T_S$ such that $T' \cup T_1 \cup T_2$ forms a B -simple jammed solution.

Given a DP-cell $C = (e_1, e_2, T_1, T_2, h, h_{\min})$ where the reader may imagine that $T_1 = T^* \cap T_{e_1}$, $T_2 = T^* \cap T_{e_2}$, $h = h^*|_{T_1 \cup T_2}$, and $h_{\min} = \min_{i \in T_1 \cup T_2} h(i)$. Let $i^* \in T_S^*$ be the task with minimum height $h^*(i^*)$ with the property that its path $P(i^*)$ is contained in the path strictly between e_1 and e_2 and that $h^*(i^*) \geq h_{\min}$. We guess i^* , $h^*(i^*)$, and $e(i^*)$. According to Lemma 44 there can be at most $1/(\delta')^2 - 1$ tasks $i \in T_S^*$ using $e(i^*)$ such that $h^*(i) > h^*(i^*)$. We also guess all those tasks (note that some of them might be included in T_1 and T_2) together with their respective heights according to h^* . Then, we guess the at most $1/\delta$ tasks in $T_L^* \cap T_{e(i^*)}$ and their heights according to h^* . Denote by \bar{T}^* the set of all guessed tasks. We enumerate only guesses for which $T_1 \cup T_2 \cup \bar{T}^*$ together with heights given by h and the guessed heights forms a feasible solution, and where $h^*(i^*) \geq h_{\min}$. Also, if $T_1 \cap \bar{T}^*$ or $T_2 \cap \bar{T}^*$ then the heights of these tasks are already defined by h so we do not guess new heights for them. With the guessed tasks \bar{T}^* and their guessed heights we associate a solution that is given by the union of the set $\bar{T}^* \setminus (T_1 \cup T_2)$ and the solutions in the cells $(e_1, e(i^*), T_1, \bar{T}^*, h', h^*(i^*))$ and $(e(i^*), e_2, \bar{T}^*, T_2, h'', h^*(i^*))$ where the assignments h' and h'' are obtained by inheriting from h the values for the tasks in T_1 and T_2 , respectively, and taking the guessed values for the tasks in \bar{T}^* . In C we store the most profitable solution over all guesses for T^* and the heights of the tasks in \bar{T}^* .

One can show that if all guesses are correct then the computed solution equals (T^*, h^*) . Also, by construction the computed solution is feasible. Since the DP maximizes the profit of the computed solution in each step, this implies that the computed solution has a profit of at least $w(T^*)$. The running time of the DP is bounded by $(nU)^{O(1/(\delta')^2 + 1/\delta)}$ since the latter quantity bounds the number of DP-cells and number of guesses needed for computing the value of one DP-cell.

8.1 Polynomial running time

We want to turn the above algorithm into a polynomial time routine. First observe that in (T^*, h^*) we can assume that all tasks $i \in T_L^*$ with $h(i) + d(i) \leq B$ are pushed down as much as possible (the reader may imagine that we apply “gravity” to those tasks). Similarly, we can increase $E \times B$ until it coincides with the bottom edge of a task in T^* . Then we push down all tasks i with $h(i) \geq B$ and also $E \times B$ as much as possible by the same amount, until B coincides with the top edge of a task in T_L^* . Since each edge is used by at most $1/\delta$ tasks in T_L^* we can assume that B is the sum of the sizes of at most $1/\delta$ input tasks. Denote by H the set of all such values and observe that $|H| \leq n^{O(1/\delta)}$. Note that for each task $i \in T_L^*$ with $h(i) \leq B$ we can assume that $h(i) \in H$.

We introduce a polynomial number of heights which we call *anchors lines*. Those consist of H and additionally of all values of the form $h_1 + h_2$ where $h_1 \in H$ and h_2 is a power of $1 + \delta'$ between 1 and U (the reader may imagine that $h_1 = B$). Denote by H_0 this set of values. For the tasks $i \in T_L^*$ with $h(i) > B$ we can assume that they are pushed upwards until $h(i) \in H_0$ or $h(i) = U - h_1$ for some $h_1 \in H$ (i.e., we cannot push i further up because its top edge touches the bottom edge of some task i' above that we cannot push further up either). Note that after pushing up the tasks in T_L^* like this the tasks in T_S^* are still $O(\delta')$ -jammed for $(T^* \cap T_L, E, B, h^*)$.

W.l.o.g. from now on we restrict ourselves to solutions in which for each task in T_S and each task $i \in T_L$ with $h(i) \geq B$ the height of its top edge equals the height of an anchor line or its top edge touches the bottom edge of some other task. We call such solutions *top-aligned* solutions. In a given solution, we say that a task is of level 1 if the height of its top edge equals an anchor line. Recursively, a task i is of level $\ell + 1$ if its top edge touches the bottom edge of a task in level ℓ and i is not of any level $\ell' < \ell$. Observe that for the heights of tasks of level ℓ there are only $|H_0| \cdot n^\ell$ possible values that are obtained by recursively defining $H_{\ell+1} := H_\ell \cup \{h_\ell - d_i \mid h_\ell \in H_\ell, i \in T\}$ for each ℓ . Using an argumentation from [28] we show that by losing a factor $1 + \varepsilon$ we can restrict ourselves to solutions in which the level of each task is bounded by a constant and hence the number of possible task heights are bounded by a polynomial.

Lemma 45 ([28]). *Given $\varepsilon > 0$, there is a universal constant $c(\varepsilon)$ such that there exists a set $\bar{T}_S^* \subseteq T_S^*$ with $w(\bar{T}_S^*) \geq (1 - \varepsilon)w(T_S^*)$ such that there is a solution containing all tasks in $T_L^* \cup \bar{T}_S^*$ in which each task in \bar{T}_S^* is of level at most $c(\varepsilon)$.*

Proof. We use a result in [28] for SAP-instances with arbitrary capacities whose input tasks are all δ'' -large, i.e., each task i satisfies that $d_i > \delta'' \cdot \min_{e \in P(i)} u_e$. There, the anchor lines are defined as the capacities of the input edges and all powers of $1 + \delta''$ between 1 and $\max_e u_e$, a task is of level 1 if the height of its top edge equals an anchor line, and recursively, a task i is of level $\ell + 1$ if its top edge touches the bottom edge of a task of level ℓ and i is not of any level $\ell' < \ell$. The mentioned result states that there exists a universal constant $c(\varepsilon)$ such that there exists a $(1 - \varepsilon)$ -approximative solution such that each task is of level at most $c(\varepsilon)$. We interpret the set T_S^* as a solution for an instance of only $O(\delta')$ -large tasks with edge capacities u_e^* . Then, the result in [28] implies the claim of the lemma. \square

We change the above algorithm such that for guessing B we allow only the values in $H_{c(\varepsilon)}$, for guessing the height of any large task we allow only values in $H \cup H_0 \cup \{U - h_1 \mid h_1 \in H\}$, and for the height of any small task we allow only values in $H_{c(\varepsilon)}$. Then, the number of DP-cells is bounded by $n^{O(c(\varepsilon)(1/(\delta')^2 + 1/\delta))}$ and this quantity also bounds the overall running time.

8.2 Several subpaths

Finally, we extend the above algorithm to the case of jammed solutions that are not necessarily B -simple jammed solution for some value B . First we describe an exact pseudo-polynomial time algorithm for this case and then describe how to turn it into a polynomial time routine by losing a factor of $1 + \varepsilon$.

Suppose that the optimal jammed solution is defined by disjoint subpaths $E_1, \dots, E_k \subseteq E$ and corresponding values B_1, \dots, B_k . W.l.o.g. assume that the paths E_1, \dots, E_k form a partition of E , i.e., $E = E_1 \dot{\cup} \dots \dot{\cup} E_k$ since if an edge $e \in E$ is not contained in any subpath $E_{k'}$ then we can create a new subpath $E_{k'}$ that contains only e we define $B_{k'} := 0$. We describe a DP that intuitively sweeps the path from left to right and guesses the subpaths E_1, \dots, E_k and their corresponding values B_1, \dots, B_k . Our DP has a cell of the form (E', T', h') for each subpath $E' \subseteq E$ that contains the rightmost edge of E and a set of at most $1/\delta$ tasks $T' \subseteq T_L \cap T_{e_L}$ where e_L is the leftmost edge of E' , and a function h' . Intuitively, the cell (E', T') represents the subproblem of computing a set of tasks T'' such that for each task $i \in T''$ we have that $P(i) \subseteq E'$ and $T'' \cup T'$ forms a jammed solution. Suppose we are given a cell (E', T') where the reader may imagine that $E' = E_{k'} \cup E_{k'+1} \cup \dots \cup E_k$ for some integer k' . We intuitively guess $E_{k'+1} \cup \dots \cup E_k$, $B_{k'}$, and the tasks in T_L using the leftmost edge of $E_{k'+1}$. Formally, we enumerate over all subpaths $E'' \subseteq E'$ that contain the rightmost edge of E' , over all sets of at most $1/\delta$ large tasks T'' that use the leftmost edge of E'' , and over all assignments of heights $h'' : T'' \rightarrow \mathbb{N}$ such that $(T' \cup T'', h' \cup h'')$ forms a feasible solution (where $h' \cup h''$ is defined as the function h such that $h(i) = h'(i)$ for each task $i \in T'$ and $h(i) = h''(i)$ for each task $i \in T''$), and over all values $B \in \{0, \dots, U\}$. Then, we search for a B -simple jammed solution in an artificial new instance defined by a path \tilde{E} that consists of the edges $E' \setminus E''$, an artificial edge \hat{e}_1 on the left of $E' \setminus E''$, and an artificial edge \hat{e}_2 on the right of $E' \setminus E''$. We define that all large tasks using the leftmost edge of $E' \setminus E''$ also use \hat{e}_1 (but no small task uses \hat{e}_1) and all large tasks using the rightmost edge of $E' \setminus E''$ also use \hat{e}_2 (but no small task uses \hat{e}_2). For this new instance, we use the pseudopolynomial time DP above and compute the solution \bar{T} stored in the cell $(\hat{e}_1, \hat{e}_2, T', T'', h' \cup h'', 0)$. With this guess of E'', T'', h'' we associate the union of the solution \bar{T} , the solution stored in the cell (E'', T'') , and the set $T'' \setminus T'$. In the cell (E', T') we store the most profitable solution over all guesses E'', T'', h'' . One can show that if the DP guesses all tasks and heights according to (T^*, h^*) then it computes a solution of weight $w(T^*)$.

In order to turn this DP into a polynomial time routine we first apply the routine from Section 8.1 to the small tasks above each segment $E_{k'} \times B_{k'}$ separately. Then, we push down all large tasks uniformly and also all small tasks and values $B_{k'}$ (i.e., we reduce the values $B_{k'}$). We say that a large task is *rigid* if $h(i) = 0$ or if $h(i) = h(i') + d_{i'}$ for some rigid task i' . We stop pushing down a large task i once it has become rigid. Also, we stop pushing down the small task tasks above some line segment $E_{k'} \times B_{k'}$ if there is a rigid task $i \in T_L^*$ with $P(i) \cap E_{k'} \neq \emptyset$ and $h(i) - B_{k'}$ is a power of $1 + \delta$. One can show that the height level of each task is the sum of at most $1/\delta$ values from $H_{c(\varepsilon)}$. We restrict the DP from Section 8.1 to these values and hence obtain an algorithm with a running time of $n^{O(c(\varepsilon)(1/\delta)(1/(\delta')^2 + (1/\delta)))}$ that computes a solution of weight at least $w(T_L^*) + (1 - \varepsilon)w(T_S^*)$. This completes the proof of Lemma 14.

9 Computing pile boxable solutions

In this section we describe a polynomial time algorithm that computes a near-optimal β -pile boxable solution. Let (T^*, h^*) be the optimal β -pile boxable solution for some value β with sets of boxes $\mathcal{B} = \{\mathcal{B}_1, \dots, \mathcal{B}_{|\mathcal{B}|}\}$. First, we provide an algorithm for the special case that $|\mathcal{B}| = 1$ and that \mathcal{B}_1 is a β -pile of boxes. Then we generalize our algorithm to the general case.

Assume that $|\mathcal{B}| = 1$ and $\mathcal{B}_1 = \{B_1, \dots, B_{|\mathcal{B}_1|}\}$ is a β -pile of boxes. Note that $|\mathcal{B}_1| \leq \beta$ and that $d_B = U/\beta$ for each box $B \in \mathcal{B}_1$. We guess the start and the end vertex of each box $B \in \mathcal{B}_1$. Note that due to the definition of β -pile of boxes this already defines the vertical placement of the boxes since they are stacked on top of each other, ordered by the lengths of their paths. Then we assign small tasks into the boxes \mathcal{B}_1 using the algorithm due to the following lemma.

Lemma 46. *Given a set of boxes $\mathcal{B}_1 = \{B_1, \dots, B_{|\mathcal{B}_1|}\}$ and a set of tasks \hat{T}_S such that $d_i \leq \varepsilon^8 \cdot d_B$ for each box $B \in \mathcal{B}_1$. There is a randomized polynomial time algorithm that computes a set of tasks $\bar{T} \in T_S$ and a partition $\bar{T} = \bar{T}_1 \dot{\cup} \dots \dot{\cup} \bar{T}_{|\mathcal{B}_1|}$ such that for each $\ell \in \{1, \dots, |\mathcal{B}_1|\}$ the tasks \bar{T}_ℓ fit into the box B_ℓ and $w(\bar{T}) \geq (1 - \varepsilon)w(\hat{T}_S^*)$ where \hat{T}_S^* is the most profitable set of tasks that fits into the boxes \mathcal{B}_1 .*

Proof. We first design a linear program that computes fractionally a set of tasks and an assignment of them into the boxes such that for each box $B \in \mathcal{B}_1$ and each edge $e \in P(B)$ it holds that the total (fractional) size of the tasks in box B using e is bounded by d_B . Formally, we solve the following linear program that we denote by BOX-LP.

$$\begin{aligned} \max \quad & \sum_{i,B} w_i \cdot x_{i,B} \\ \text{s.t.} \quad & \sum_{i \in T_e} x_{i,B} \cdot d_i \leq d_B \quad \forall B \in \mathcal{B}_1, \forall e \in P(B) \\ & \sum_B x_{i,B} \leq 1 \quad \forall i \in T \\ & x_{i,B} \geq 0 \quad \forall i \in T \forall B \in \mathcal{B}_1 \text{ s.t. } P(i) \subseteq P(B) \end{aligned} \quad (9)$$

Let x^* denote the optimal solution to BOX-LP and observe that $\sum_{i,B} w_i \cdot x_{i,B}^* \geq w(T^* \cap T_S)$ since $T^* \cap T_S$

yields a feasible solution to BOX-LP. Next, we round it using similar ideas as used in [28] and [13]. First, we decrease each variable $x_{i,B}^*$ by a factor of $1 - 2\varepsilon$, i.e., we define a new solution \tilde{x} by $\tilde{x}_{i,B} := (1 - 2\varepsilon)x_{i,B}^*$ for each task i and each box B . Then, for each task i independently, we define a random variable $Y_{i,B}$ for each box $B \in \mathcal{B}_1$. We define them such that for each box $B \in \mathcal{B}_1$ we have that $\Pr[Y_{i,B} = 1] = \tilde{x}_{i,B}$ and for any two boxes $B, B' \in \mathcal{B}_1$ we have that $\Pr[Y_{i,B} = 1 \wedge Y_{i,B'} = 1] = 0$. Such a distribution can easily be obtained via dependant rounding similar to Bertsimas et al. [10]: let p be a random number in $[0, 1]$ and suppose the boxes in \mathcal{B}_1 with $\tilde{x}_{i,B} > 0$ are the boxes B_1, \dots, B_k . If $\sum_{j' < j} \tilde{x}_{i,B_{j'}} \leq p < \sum_{j' \leq j} \tilde{x}_{i,B_{j'}}$ then we define $Y_{i,B_j} := 1$ and $Y_{i,B_{j'}} := 0$ for each $j' \neq j$.

After defining the $Y_{i,B}$ variables we do an alteration phase and define random variables $Z_{i,B} \in \{0, 1\}$ such that $Z_{i,B} \leq Y_{i,B}$ for each $i \in T$ and each box $B \in \mathcal{B}_1$. We perform this step in each box independently. Consider a box B . We order the tasks with $Y_{i,B} = 1$ by their start vertices from left to right, breaking ties arbitrarily. In particular, we define $Z_{i,B}$ only after all variables $Z_{i',B}$ have been defined for all tasks $i' < i$. We define

$$Z_{i,B} := \begin{cases} 1 & \text{if } Y_{i,B} = 1 \text{ and } d_i + \sum_{i' < i: P(i) \cap P(i') \neq \emptyset} Z_{i',B} d_{i'} \leq (1 - \varepsilon)d_B \\ 0 & \text{otherwise} \end{cases}$$

Observe that for any outcome of the random experiment the tasks i with $Z_{i,B} = 1$ yield a feasible solution. We bound now the expected value of this solution. For any box B the variables $Y_{i,B}$ are independent since the dependant rounding introduced dependencies only in the Y -variables corresponding to distinct boxes. Since for each small task i it holds that $d_i \leq \varepsilon^8 \cdot d_B$ for each box B and $\sum_i \tilde{x}_{i,B} d_i \leq (1 - 2\varepsilon)d_B$ one can show similarly as in [13] that $\Pr[Z_{i,B} = 0 | Y_{i,B} = 1] \leq \varepsilon$. Hence, we have that $\mathbb{E}[\sum_{i,B} Z_{i,B} \cdot w_i] \geq (1 - \varepsilon) \sum_{i,B} w_i \cdot x_{i,B}^* \geq (1 - \varepsilon)w(T^* \cap T_S)$. For each box B let $\bar{T}(B)$ denote the set of tasks i with $Z_{i,B} = 1$.

Observe that for each box B we have that $d_i \leq \varepsilon^8 \cdot d_B$ for each small task i and $d(T_e \cap \bar{T}(B)) \leq (1 - \varepsilon)d_B$ for each edge $e \in P(B)$. Therefore, we can invoke the algorithm in [12] to obtain a solution $(\bar{T}(B), \bar{h}_B)$ for each box B and in particular the tasks in $\bar{T}(B)$ fit into B , assuming that ε is sufficiently small (the algorithm in [12] guarantees that all tasks in $\bar{T}(B)$ can be packed into a box with height $(1 + O((h_{\max}/L)^{1/7}))L$ where in our case $h_{\max} \leq \varepsilon^8 d_B$, $L \leq (1 - \varepsilon)d_B$ and hence $(1 + O((\varepsilon^8 d_B / ((1 - \varepsilon)d_B)^{1/7}))) (1 - \varepsilon)d_B = (1 + O(\varepsilon^{8/7}))(1 - \varepsilon)d_B \leq d_B$ for sufficiently small ε). \square

In the next step, we invoke a dynamic program that selects the large tasks and defines their heights such that the large tasks are compatible with the boxes \mathcal{B}_1 , maximizing the total profit from the large tasks. Intuitively, it sweeps from left to right and for each edge it guesses the task in $T^* \cap T_L \cap T_e$. Observe that for (T^*, h^*) we can assume w.l.o.g. that we applied “anti-gravity” to the large tasks, i.e., each task $i \in T^* \cap T_L$ satisfies that $h(i) + d_i = U$ or $h(i) + d_i$ coincides with the height of another task $i' \in T^* \cap T_L$. Therefore, $h(i) = U - h_1$ for some value $h_1 \in H$ for each task $i \in T^* \cap T_L$.

Formally, our DP has a cell $(e, \tilde{T}, \tilde{h})$ for each combination of an edge e and each set of at most $1/\delta$ tasks $\tilde{T} \subseteq T_L \cap T_e$ and a height assignment function $\tilde{h} : \tilde{T} \rightarrow H$ such that in the solution (\tilde{T}, \tilde{h}) the tasks in \tilde{T} are compatible with each other and also with the boxes \mathcal{B}_1 . Note that the number of such cells is bounded by $n^{O(1/\delta)}$. Given such a cell, we seek the most profitable set of tasks T' such that for each task $i \in T'$ its path $P(i)$ lies completely on the right of e and there is a height assignment h' for T' such that the tasks in $T' \cup \tilde{T}$ are compatible with each other (according to h' and \tilde{h}) and as well as with the boxes \mathcal{B}_1 . Given a cell $(e, \tilde{T}, \tilde{h})$, let e' denote the edge on the right of e (if there is no such cell then $(e, \tilde{T}, \tilde{h})$ simply stores the empty set) and we try all solutions (\tilde{T}', \tilde{h}') that are compatible with (\tilde{T}, \tilde{h}) and with \mathcal{B}_1 . We say that solutions $(\tilde{T}, \tilde{h}), (\tilde{T}', \tilde{h}')$ with $\tilde{T} \subseteq T_e$ and $\tilde{T}' \subseteq T_{e'}$ for two edges e, e' are *compatible* if $\tilde{T} \cap T_{e'} \subseteq \tilde{T}'$ and $\tilde{T}' \cap T_e \subseteq \tilde{T}$ and $\tilde{h}(i) = \tilde{h}'(i)$ for each $i \in \tilde{T} \cap \tilde{T}'$. We select the pair \tilde{T}', \tilde{h}' that stores a solution (T', h') that maximizes $w(T' \cup \tilde{T}' \setminus \tilde{T})$ and store in $(e, \tilde{T}, \tilde{h})$ the union of the solutions given by $\tilde{T}' \setminus \tilde{T}, \tilde{h}'$ and the solution in the cell $(e', \tilde{T}', \tilde{h}')$.

9.1 General case

Assume now that $|\mathcal{B}| > 1$. For the optimal uniform pile solution (T^*, h^*) there exists a partition of E into subpaths E_1, \dots, E_k such that each subpath E_j contains exactly one uniform pile of boxes $\mathcal{B}_j \in \mathcal{B}$. We use a simple dynamic program that intuitively sweeps the path E from left to right and guesses this partition. On each subpath we invoke the algorithm from above. Our DP is almost identical to the DP presented in Section 8.2. It has a cell (E', T', h') for each combination of a subpath $E' \subseteq E$ containing the rightmost edge of E , and at most $1/\delta$ tasks T' that all use the leftmost edge of E' where the reader may imagine that $E' = E_{k'} \cup E_{k'+1} \cup \dots \cup E_k$ for some value k' . Given such a cell, we enumerate over all subpaths $E'' \subseteq E'$ that contain the rightmost edge of E (the reader may imagine that $E'' = E_{k'+1} \cup \dots \cup E_k$) and the at most $1/\delta$ tasks T'' using the leftmost edge of E'' together with their placement. On $E' \setminus E''$ we invoke the algorithm from above with some straightforward adjustments that take into account that we already selected the tasks T', T'' , i.e., we guess the boxes such that they are compatible with T' and T'' etc. We omit the details here. This completes the proof of Lemma 12.

10 Computing laminar boxable solutions

In this section we describe a polynomial time algorithm that compute a near-optimal laminar boxable solutions. Like in our description of pile boxable solutions in Section 9, let (T^*, h^*) denote a laminar boxable

solution with boxes $\mathcal{B} = \{\mathcal{B}_1, \dots, \mathcal{B}_{|\mathcal{B}|}\}$, the reader may imagine that T^* is the optimal laminar boxable solution. First assume that \mathcal{B} consists of exactly one laminar set of boxes \mathcal{B}_1 such that there is a box $B_0 \in \mathcal{B}_1$ with $P(B_0) = E$. We use the techniques introduced in [21] for computing solutions to the Unsplittable Flow on a Path problem based on assigning small tasks into boxes.

We say that a box $B \in \mathcal{B}_1$ is of level k if $d_B = (1 + \varepsilon)^k$. Intuitively, we guess the boxes one by one in the order given by the laminar structure of \mathcal{B}_1 , i.e., we first guess the (unique) box B_0 of level 0. Then we guess all boxes of level 1, then all boxes of level 2, etc. Whenever we guess a box B of some level k , we assign a set of tasks $T(B)$ into B such that the tasks $T(B)$ fit into B and such that $T(B)$ does not contain any task that we previously assigned to a box B' of some level $k' < k$ that lies “underneath B ”, i.e., such that $P(B) \subseteq P(B')$. Whenever we guess a box B we also guess the large tasks that use the leftmost or the rightmost edge of B .

Note that our way of assigning tasks into the boxes is not optimal in the sense that it can happen that we assign some tasks to a box B of some level k and later realize that instead we should have assigned them to a box B' of level $k + 1$ above B and other tasks into B instead. However, we will show that this issue will cost us only a factor of 2 in the profit due to the small tasks. On the other hand, guessing the boxes in this order will allow us to embed this guessing into a dynamic program, using the fact that when we assign tasks into a box B we need to know which tasks we assigned previously into boxes B' with $P(B) \subseteq P(B')$ (in order to ensure that we do not select a task twice) but we do not need to know the guessed boxes B'' with $P(B'') \cap P(B) = \emptyset$. Also, when we recurse in the path $P(B)$ of some box B then we need to know the previously guessed large tasks that use the leftmost and rightmost edge of $P(B)$, but not the large tasks that use only edges outside of $P(B)$.

Now we describe our approach formally. First, using a shifting argument we delete the tasks in the boxes of some levels such that the levels whose tasks we do not delete are grouped into groups of $1/\varepsilon^2$ consecutive levels each with at least $1/\varepsilon$ levels of deleted tasks between two such groups. For each box $B \in \mathcal{B}_1$ let $\ell(B)$ denote its level and let $T^*(B)$ denote the tasks in T^* assigned to B in (T^*, h^*) . Intuitively, the next lemma shows that there is an offset $\alpha \in \{0, \dots, 1/\varepsilon^2 - 1\}$ such that it suffices to keep only the tasks in boxes whose levels are contained in the set $L(\alpha)$ which we define to be the set of all levels ℓ such that $\ell \bmod 1/\varepsilon^2 \notin \{\alpha \bmod 1/\varepsilon^2, \dots, \alpha + 1/\varepsilon - 1 \bmod 1/\varepsilon^2\}$. It can be shown with a standard shifting argument.

Lemma 47. *There is an offset $\alpha \in \{0, \dots, 1/\varepsilon^2 - 1\}$ such that $\sum_{B \in \mathcal{B}_1: \ell(B) \in L(\alpha)} w(T^*(B)) \geq (1 - \varepsilon) \cdot w(T^*)$.*

We delete all tasks in boxes of levels $\ell \notin L(\alpha)$. Note that this groups the levels without deleted tasks into groups of the form $G'(K) := \{\alpha + K/\varepsilon^2 + 1/\varepsilon, \dots, \alpha + K/\varepsilon^2 + 1/\varepsilon^2 - 1\}$ for each $K \in \mathbb{Z}$. For each level $\ell \in L(\alpha)$ let $K(\ell)$ be the integer such that $\ell \in G'(K(\ell))$ and we define $G(\ell) := G'(K(\ell))$ for short.

We describe now our algorithm. We first present a recursive version that does not run in polynomial time and then we show how to embed it into a polynomial time dynamic program. Note that by assumption for the (unique) box $B_0 \in \mathcal{B}_1$ of level 0 it holds that $P(B_0) = E$. We guess its height $h(B_0) =: \hat{h}$. Note that w.l.o.g. we can assume that on all large tasks i with $h(i) < h(B_0)$ we applied “gravity” and hence we can assume w.l.o.g. that $h(B_0) \in H$, i.e., $h(B_0)$ is the sum of the sizes of at most $1/\delta$ large input tasks. Therefore, there are only $n^{O(1/\delta)}$ possibilities for $h(B_0)$. In our algorithm, whenever we consider a box B we assign only tasks i into B that satisfy $d_i \leq \varepsilon^8 \cdot d_B$. Since $d_{B_0} = 1$ and all task sizes are integer, there is no small tasks i that satisfies that $d_i \leq \varepsilon^8 \cdot d_{B_0}$ (assuming that $\varepsilon < 1$) and hence we do not assign any task into B_0 . However, we guess the $O(1/\delta)$ large tasks that use the leftmost edge of B_0 or the rightmost edge of B_0 . Then we guess all boxes of level 1 in \mathcal{B}_1 , denote them by $B_1, \dots, B_{k'}$. For each box $B' \in \{B_1, \dots, B_{k'}\}$

we guess the $O(1/\delta)$ large tasks that use the leftmost edge or the rightmost edge of B' . Furthermore, for each edge $e \in P(B')$ that is not used by any path $P(B')$ for some box $B' \in \{B_1, \dots, B_{k'}\}$ we guess the large tasks using it. We recurse on each box $B \in \{B_1, \dots, B_{k'}\}$.

Recursively, suppose that we are given a box $B \in \mathcal{B}_1$ of some level ℓ . If $\ell \in L(\alpha)$ then we assign small tasks into B . Assume that $\ell = \alpha + K/\varepsilon^2 + k$ for some $K \in \mathbb{N}_0 \cup \{-1\}$ and some $k \in \{0, \dots, 1/\varepsilon^2 - 1\}$. The input for this routine is a set $\hat{T}_S \subseteq T_S$ that consists of all tasks $i \in T_S$ such that $P(i) \subseteq P(B)$, $d_i \leq \varepsilon^8 d_B = \varepsilon^8 \cdot (1 + \varepsilon)^\ell$ and i was not previously assigned to some box in a level $\ell' \in G(\ell)$ with $\ell' < \ell$, i.e., in a box in a level ℓ' in the same group as ℓ . We invoke Lemma 46 in order to compute a set $T(B) \subseteq \hat{T}_S$ that fits into B .

Then, independently whether $\ell \in L(\alpha)$ or not we guess the boxes B' of level $\ell + 1$ with $P(B') \subseteq P(B)$, i.e., the boxes of level $\ell + 1$ that figuratively are placed on top of B . Additionally, we guess the large tasks that use the leftmost or the rightmost edge of each guessed box B' . Also, for each edge e that is not contained in the path $P(B')$ of any guessed box of level $\ell + 1$ we guess the large tasks that use e . Then we recurse in each guessed box of level $\ell + 1$.

The above algorithm does not run in polynomial time since for the guesses there are too many options. However, we can embed it into a polynomial time dynamic program using the following observation: when we recurse on a box B then for the remainder of the computation (i.e., the boxes and large tasks whose paths are contained in $P(B)$) we do not need to know all previously selected tasks but only the large tasks that use the leftmost or rightmost edge of $P(B)$ and the small tasks in the boxes B' such that $\ell(B') \in G(\ell(B))$. The former set of tasks consists of at most $O(1/\delta)$ tasks in total and the latter set of boxes consists of at most $1/\varepsilon^2$ boxes. Hence, there are only $n^{O(1/\delta)}$ and $n^{O(1/\varepsilon^2)}$ possibilities for those, respectively. Once we know the latter boxes we can reconstruct the tasks that were assigned to them by running the algorithm due to Lemma 46 again with the same random bits, i.e., for each of the polynomially many boxes that might appear in the computation we globally determine and store a sufficient number of random bits and use the same bits whenever we need to do a computation for this box. Therefore, we can embed the above computation into a dynamic program where each cell $C = (\ell, B, \mathcal{B}', \tilde{T}, \tilde{h}, \hat{h})$ is defined by

- a level ℓ ,
- a box B with $d_B = (1 + \varepsilon)^\ell$,
- if $\ell \notin L(\alpha)$ then $\mathcal{B}' = \emptyset$, otherwise \mathcal{B}' is a set of at most $1/\varepsilon^2$ boxes such that for each $\ell' \in G(k)$ with $\ell' < \ell$ there is exactly one box $B' \in \mathcal{B}'$ with $\ell(B') = \ell'$, and for each two boxes $B, B' \in \mathcal{B}'$ with $\ell(B) < \ell(B')$ we have that $P(B') \subseteq P(B)$,
- a set of $O(1/\delta)$ large tasks \tilde{T} , together with a height assignment $\tilde{h} : \tilde{T} \rightarrow H$, such that each task in \tilde{T} uses the leftmost edge $e_L(B)$ of B or the rightmost edge $e_R(B)$ of B .
- the height \hat{h} of the first box B_0 (note that not necessarily $B_0 \in \mathcal{B}'$ but \hat{h} implies the height of B and the boxes in \mathcal{B}')
- such that (\tilde{T}, \tilde{h}) forms a feasible solution and for each $i \in \tilde{T}$ we have that $h(i) + d_i \leq \hat{h}$ or $h(i) \geq \hat{h} + \sum_{\ell'=0}^{\ell} (1 + \varepsilon)^{\ell'}$, i.e., the tasks in \tilde{T} are compatible with all boxes between B_0 and B (including the boxes that are not contained in \mathcal{B}).

Given such a cell C , if $\ell \in L(\alpha)$ we first we reconstruct which tasks were assigned into the boxes \mathcal{B}' by executing the algorithm from Lemma 46 on the boxes \mathcal{B} given by the order of their levels. More precisely, assume that $\mathcal{B}' = \{B_1, \dots, B_{|\mathcal{B}'|}\}$ such that $\ell(B_{k'+1}) = \ell(B_{k'}) + 1$ for each k' . First we run the mentioned algorithm on the box $B_1 \in \mathcal{B}'$, i.e., the box with smallest level among all boxes in \mathcal{B}' . The candidate set \hat{T}_S is the set of all small tasks i such that $d_i \leq \varepsilon^8 \cdot d_{B_1}$ and $P(i) \subseteq P(B_1)$. Inductively, for filling tasks

into a box $B_{k'}$ the candidate set \hat{T}_S is the set of all small tasks i such that $d_i \leq \varepsilon^8 \cdot d_{B_{k'}}$, $P(i) \subseteq P(B_{k'})$, and i was not previously assigned to a box $B_{k''}$ with $k'' < k'$. Finally, we assign tasks into box B using the algorithm from Lemma 46 where the candidate set \hat{T}_S is the set of all small tasks i such that $d_i \leq \varepsilon^8 \cdot d_B$, $P(i) \subseteq P(B)$, and i was not previously assigned to a box $B' \in \mathcal{B}'$. As mentioned above, for each of the at most polynomially many boxes arising in our computation we globally store the random bits used for the computations for this box and use them for any computation for this box.

Then, we would like to guess the boxes of level $\ell + 1$ on top of box B . Unfortunately, there can be more than constantly many such boxes and hence we cannot guess them all in one step. Therefore, we devise a second dynamic program that intuitively sweeps the path $P(B)$ from left to right, places the boxes of level $\ell + 1$ on top of B and additionally guesses the large tasks that use their respective leftmost and rightmost edges. Additionally, the DP guesses the large tasks that use edges of $P(B)$ that are not contained in the path of some box B' of level $\ell + 1$. Formally, in the second DP we have one DP-cell $C' = (e, \bar{T}, \bar{h})$ for each combination of

- an edge $e \in P(B)$,
- a set $\bar{T} \subseteq T_e$ of large tasks, together with a height assignment $\bar{h} : \bar{T} \rightarrow H$, such that the tasks in \bar{T} are compatible with B and all boxes underneath B , i.e., for each task $i \in \bar{T}$ it holds that $h(i) + d_i < \hat{h}$ or $h(i) \geq \hat{h} + \sum_{\ell'=0}^{\ell} (1 + \varepsilon)^{\ell'}$.

Given such a cell C' , we intuitively guess whether e is the first edge of a box B' of level $\ell + 1$. If yes, we guess B' , guess the large tasks using the last edge of $P(B')$, and guess the large tasks using the edge on the right of the last edge of $P(B')$, together with their respective heights. Otherwise, we guess the large tasks using the edge on the right of e , together with their respective heights. Formally, we enumerate the following candidate solutions and store the most profitable such solution in C' : take each possible box B' of level $\ell + 1$ such that e is the leftmost edge of $P(B')$, each set of $1/\delta$ large tasks $\bar{T}' \subseteq T_{e'}$ where e' is the rightmost edge of $P(B')$, and a height assignment $\bar{h}' : \bar{T}' \rightarrow H \cup H'$, each set of $1/\delta$ large tasks $\bar{T}'' \subseteq T_{e''}$ where e'' is the edge on the right of e' , and a height assignment $\bar{h}'' : \bar{T}'' \rightarrow H \cup H'$, such that (\bar{T}, \bar{h}) , (\bar{T}', \bar{h}') and (\bar{T}'', \bar{h}'') are pairwise compatible with each other. We build a solution that is the union of (\bar{T}, \bar{h}) , the solution stored in $(e'', \bar{T}'', \bar{h}'')$, and additionally the solution stored in $(\ell + 1, B', \mathcal{B}' \cup \{B\}, \bar{T} \cup \bar{T}', \bar{h} \cup \bar{h}', \hat{h})$ if $\ell + 1 \in L(\alpha)$ and $(\ell + 1, B', \emptyset, \bar{T} \cup \bar{T}', \bar{h} \cup \bar{h}', \hat{h})$ otherwise. Then let e''' denote the edge on the right of e and consider all possible sets of large tasks $\bar{T}''' \subseteq T_{e'''}$ and height assignments $\bar{h}''' : \bar{T}''' \rightarrow H \cup H'$ such that (\bar{T}, \bar{h}) , (\bar{T}', \bar{h}') and (\bar{T}''', \bar{h}''') are pairwise compatible with each other. We build a solution that consists of the union of (\bar{T}, \bar{h}) , (\bar{T}'', \bar{h}'') , and the solution stored in $(e''', \bar{T}''', \bar{h}''')$. We store in (e, \bar{T}, \bar{h}) the most profitable solution among the constructed candidate solutions.

Denote by (T', h') the most profitable solution stored in a cell of the form $(0, B_0, \emptyset, \bar{T}, \bar{h}, \hat{h})$ for some set of large tasks \bar{T} and a height assignment \bar{h} , and a height \hat{h} for B_0 . It might happen that (T', h') contains some small task i several times since i might be assigned to two boxes B, B' in levels ℓ, ℓ' such that $G(\ell) \neq G(\ell')$. In this case we remove the redundant copies of i such that globally i is assigned to only one box. One can show that this issue costs us only a factor of $1 + O(\varepsilon)$ in the approximation ratio with similar arguments as in [21]. Denote by (T'', h'') the computed solution. One can show that this yields a solution with weight at least $w(T^* \cap T_L) + w(T^* \cap T_S)/(2 + O(\varepsilon))$ where T^* denotes the most profitable pile solution with one single geometric pile of boxes such that there is a box $B_0 \in \mathcal{B}_1$ with $P(B_0) = E$. Note that we lose a factor of $2 + O(\varepsilon)$ w.r.t. the profit from the small tasks in the optimal solution.

10.1 General case

We handle the case that $|\mathcal{B}| > 1$ in a similar way as the general case for pile boxable solutions, see Section 9.1. For the optimal laminar boxable solution (T^*, h^*) there exists a partition of E into subpaths E_1, \dots, E_k such that each subpath E_j contains exactly one laminar set of boxes $\mathcal{B}_j \in \mathcal{B}$. We invoke a dynamic program that intuitively sweeps the path E from left to right, guesses this partition step by step, and on each guessed subpath E_j it invokes the algorithm above. We omit the details here. This completes the proof of Lemma 11.

11 Resource augmentation

In this section we provide the missing proofs for the setting of resource augmentation.

11.1 Capacity range

In this section we prove Lemma 16. The claim of the lemma follows by showing how to obtain a capacity range $u_e \leq 1/\eta^{1/\varepsilon} u_{e'}$. We group the tasks by their bottleneck capacities. We define $T^{(\ell)} := \{j \in T : b(j) \in [1/\eta^\ell, 1/\eta^{\ell+1})\}$ for each non-negative integer ℓ . For each $\ell \in \{0, \dots, 1/\varepsilon - 1\}$, we define $\mathcal{T}^{(\ell)} := T \setminus \bigcup_{\ell'=0}^{\infty} T^{(\ell+\ell'/\varepsilon)}$. By the pigeon hole principle there is a value $\ell^* \in \{0, \dots, 1/\varepsilon - 1\}$ such that $w(\mathcal{T}^{(\ell^*)} \cap \text{OPT}) \geq (1 - \varepsilon)\text{OPT}$.

For some ℓ , consider the set $\mathcal{T}^{(\ell)}$. Observe that the tasks can be partitioned into groups $\mathcal{T}^{(\ell,k)} := \bigcup_{\ell'=1}^{1/\varepsilon-1} T^{(\ell+k/\varepsilon+\ell')}$ for each $k \in \mathbb{Z}$. Each group $\mathcal{T}^{(\ell,k)}$ yields a new instance where the task's bottleneck capacities differ by at most a factor of $1/\eta^{1/\varepsilon}$. Observe that when restricting the input to the set $\mathcal{T}^{(\ell,k)}$ we can assume w.l.o.g. that the maximum edge capacity is bounded by $\max_{i \in \mathcal{T}^{(\ell,k)}} b(i)$. Likewise, we can assume that the minimum edge capacity is at least $\min_{i \in \mathcal{T}^{(\ell,k)}} b(i)$. We compute a separate solution $\text{ALG}^{(\ell,k)}$ for each group $\mathcal{T}^{(\ell,k)}$.

The key insight is that by increasing the edge capacities by a factor $1 + \eta$ we can combine these solutions to a global solution $\text{ALG}^{(\ell)}$ for $\mathcal{T}^{(\ell)}$. The reason is that $\max_{i \in \mathcal{T}^{(\ell,k)}} b(i) \leq \eta \cdot \min_{i \in \mathcal{T}^{(\ell,k+1)}} b(i)$ for each k . We select the most profitable solution among all solutions $\text{ALG}^{(\ell)}$ to obtain a $(1 + \varepsilon)$ -approximation. Since we assume $\eta < 1$, the resource augmentation $(1 + \eta)^2$ is at most $1 + 3\eta$.

11.2 Boxable solution

In this section we prove Lemma 17. Using Lemma 16 and linear scaling, we assume from now on that $\min_{e \in E} u_e = 1$ and $\max_{e \in E} u_e \leq U \in \mathbb{N}$ with $U \leq 1/\eta^{1/\varepsilon} = O_{\varepsilon, \eta}(1)$. In the following, we need a slightly strengthened version of Lemma 4 which takes into account the value η .

Lemma 48. *There is a set $(\mu_1, \delta_1), \dots, (\mu_{1/\varepsilon}, \delta_{1/\varepsilon})$ such that for each tuple (μ_k, δ_k) we have $\varepsilon^{O((1/\varepsilon)^{1/\varepsilon})} \leq \mu_k \leq \varepsilon^{10} \delta_k^{1/\varepsilon} \eta^{2/\varepsilon}$, $\delta_i \leq \varepsilon$ and for one tuple $(\mu_{k^*}, \delta_{k^*})$ it holds that $w(\text{OPT} \cap \{i \in T \mid \mu_{k^*} \cdot b(i) < d_i \leq \delta_{k^*} \cdot b(i)\}) \leq \varepsilon \cdot \text{opt}$.*

The lemma follows by replacing $\varepsilon^{10k/\varepsilon^k}$ by $\varepsilon^{10k/\varepsilon^k} / \eta^{k(1/\varepsilon)^k}$ in the proof of Lemma 4. For simplicity, in the sequel denote by δ and μ the value δ_{k^*}, μ_{k^*} due to Lemma 48. In the capacity profile, we draw $\lfloor U/(\delta \eta^{2/\varepsilon}) \rfloor = O_{\eta, \varepsilon}(1)$ equally spaced horizontal grid lines with a vertical spacing of $\delta \eta^{1/\varepsilon}$. The position of each line is an integer multiple of μ , see Fig. 8. The intuition behind our definition of small and large tasks is that a large task spans at least $1/\eta$ of these grid lines while a small task is by a factor ε^8 smaller

than the height of a corridor between two adjacent grid lines. This allows us to prove that, intuitively, at a slight increase in the capacities we can align the large tasks with the grid lines and enforce that no small task crosses a grid line.

Lemma 49. *For an arbitrary $0 < \eta < 1/2$, at a factor $1/(1-2\eta)$ increase of edge capacities, we can assume that for each large task i there are integers a, b such that the rectangular box $(s(i), a \cdot \delta) \times (t(i), b \cdot \delta)$ contains the rectangle for i and does not touch the rectangle of any other task in the solution. At a factor $(1 + 2\varepsilon)$ increase of the approximation ratio, we can assume that for each small task i the interval $(h(i), h(i) + d(i))$ does not contain an integral multiple of δ .*

Proof. (i) Increasing the capacities by a factor of $1/(1 - 2\eta)$ is equivalent to reducing the demand of each task by the same factor. Since each large task i has a demand of at least δ , it spans at least $1/\eta$ strips. Hence reducing its demand by a factor of $1 + 2\eta$ causes an absolute decrease of at least 2δ units. Consider the position of i in the original drawing of the tasks. Since we have reduced i 's demand by 2δ , we can draw the task completely within the rectangular box formed by the strips used by i , cut off horizontally at $s(i)$ and $t(i)$, without the topmost strip and the bottommost strip. Since the original drawing was feasible and the rectangular boxes are contained within the original rectangles of the respective tasks, the first part of the lemma follows.

(ii) We want that each small task overlaps with only one strip. Consider a small task i that overlaps with two strips. Consider the lower strip that i overlaps with. We create space in this strip to which we can move i and all other small tasks that overlap the top edge of the strip so that these tasks are contained completely within this strip. It suffices to create an empty sub-strip of capacity $\varepsilon\delta$ inside each strip in the instance since the demand of any small task is at most $\varepsilon^8\delta$. Consider any strip and divide it into $1/\varepsilon$ sub-strips of size $\varepsilon\delta$. Consider the small tasks T^s that are contained completely inside the strip. Since each task in T^s overlaps at most 2 sub-strips, there must be at least one sub-strip such that all the small tasks using the sub-strip have a total weight of at most $2\varepsilon \cdot w(T^s)$. Hence, removing all the small tasks using this sub-strip creates the required empty sub-strip. Since the sets T^s for different strips are disjoint, the second part of the lemma follows. \square

Due to Lemma 49 we can assume that the optimal solution can be split into a set of rectangular boxes \mathcal{B} . Each box either coincides with the rectangle $(s(i), a \cdot \delta) \times (t(i), b \cdot \delta)$ of a large task or it is given by a maximally long horizontal corridor between two adjacent grid lines. In the latter case, the box contains only tasks i with $d_i \leq \varepsilon^8 \cdot \delta$.

11.3 Proof of Theorem 3

Due to Lemma 16 it suffices to solve instances with a constant range of edge capacities and Lemma 49 guarantees that for such instances there exists a $O_{\varepsilon, \eta}(1)$ -boxable solution with profit at least $(1 - O(\varepsilon))\text{opt}$. Therefore, Lemma 6 yields a $(1 + \varepsilon)$ -approximation algorithm in quasi-polynomial time. For the polynomial time algorithm under resource augmentation, let $\text{opt}_L := w(\text{OPT} \cap T_L)$ and $\text{opt}_S := w(\text{OPT} \cap T_S)$. If $\text{opt}_L \geq \frac{1}{3}\text{opt}$ then the algorithm due to Lemma 25 yields a solution with profit at least $(1 - O(\varepsilon))(\text{opt}_L + \frac{1}{2}\text{opt}_S) \geq (1 - O(\varepsilon))\frac{2}{3}\text{opt}$. On the other hand, if $\text{opt}_L < \frac{1}{3}\text{opt}$ then $\text{opt}_S \geq \frac{2}{3}\text{opt}$ and we invoke the algorithm from [28] that computes a $(1 + \varepsilon)$ -approximation in polynomial time for instances in which all tasks are sufficiently small which is the case due to Lemma 4.

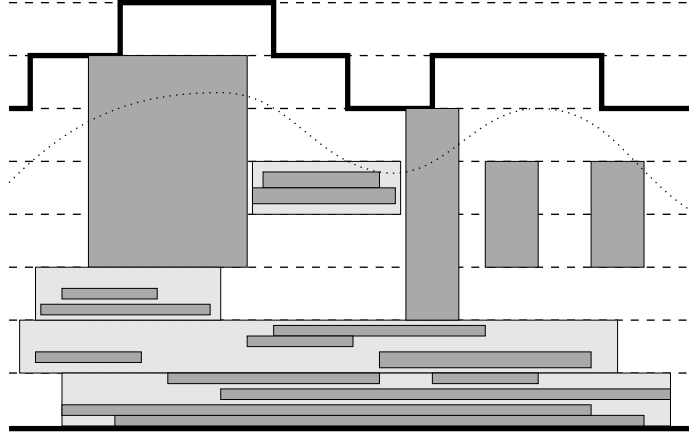


Figure 8: A solution split into rectangular boxes. The dark rectangles are tasks and the light rectangles are boxes. Large tasks form their own box. The original capacity profile is drawn as a dotted line.

References

- [1] Anna Adamaszek and Andreas Wiese. A quasi-PTAS for the two-dimensional geometric knapsack problem. In *Proceedings of the 26th Annual ACM-SIAM Symposium on Discrete Algorithms (SODA 2015)*, pages 1491–1505. SIAM, 2015.
- [2] Aris Anagnostopoulos, Fabrizio Grandoni, Stefano Leonardi, and Andreas Wiese. A mazing $2 + \varepsilon$ approximation for unsplittable flow on a path. In *SODA*, 2014.
- [3] N. Bansal, A. Chakrabarti, A. Epstein, and B. Schieber. A quasi-PTAS for unsplittable flow on line graphs. In *STOC*, pages 721–729. ACM, 2006.
- [4] N. Bansal, Z. Friggstad, R. Khandekar, and R. Salavatipour. A logarithmic approximation for unsplittable flow on line graphs. In *SODA*, pages 702–709, 2009.
- [5] Nikhil Bansal, Alberto Caprara, Klaus Jansen, Lars Pradel, and Maxim Sviridenko. A structural lemma in 2-dimensional packing, and its implications on approximability. In *Algorithms and Computation*, pages 77–86. Springer, 2009.
- [6] Amotz Bar-Noy, Reuven Bar-Yehuda, Ari Freund, Joseph Naor, and Baruch Schieber. A unified approach to approximating resource allocation and scheduling. *Journal of the ACM (JACM)*, 48(5):1069–1090, 2001.
- [7] Reuven Bar-Yehuda, Michael Beder, Yuval Cohen, and Dror Rawitz. Resource allocation in bounded degree trees. *Algorithmica*, 54(1):89–106, 2009.
- [8] Reuven Bar-Yehuda, Michael Beder, and Dror Rawitz. A constant factor approximation algorithm for the storage allocation problem. *Algorithmica*, 77(4):1105–1127, 2017.
- [9] Jatin Batra, Naveen Garg, Amit Kumar, Tobias Mömke, and Andreas Wiese. New approximation schemes for unsplittable flow on a path. In *SODA*, pages 47–58, 2015.

- [10] Dimitris Bertsimas, Chung-Piaw Teo, and Rakesh Vohra. On dependent randomized rounding algorithms. *Oper. Res. Lett.*, 24(3):105–114, 1999.
- [11] Paul Bonsma, Jens Schulz, and Andreas Wiese. A constant-factor approximation algorithm for unsplittable flow on paths. *SIAM Journal on Computing*, 43:767–799, 2014.
- [12] Adam L Buchsbaum, Howard Karloff, Claire Kenyon, Nick Reingold, and Mikkel Thorup. Opt versus load in dynamic storage allocation. *SIAM Journal on Computing*, 33(3):632–646, 2004.
- [13] Gruia Călinescu, Amit Chakrabarti, Howard J. Karloff, and Yuval Rabani. An improved approximation algorithm for resource allocation. *ACM Transactions on Algorithms*, 7:48:1–48:7, 2011.
- [14] A. Chakrabarti, C. Chekuri, A. Gupta, and A. Kumar. Approximation algorithms for the unsplittable flow problem. *Algorithmica*, 47:53–78, 2007.
- [15] C. Chekuri, A. Ene, and N. Korula. Unsplittable flow in paths and trees and column-restricted packing integer programs. In *APPROX-RANDOM*, pages 42–55, 2009.
- [16] C. Chekuri, M. Mydlarz, and F. Shepherd. Multicommodity demand flow in a tree and packing integer programs. *ACM Transactions on Algorithms*, 3, 2007.
- [17] Waldo Gálvez, Fabrizio Grandoni, Sandy Heydrich, Salvatore Ingala, Arindam Khan, and Andreas Wiese. Approximating geometric knapsack via l-packings. In *58th Annual Symposium on Foundations of Computer Science (FOCS 2017)*, pages 260–271. IEEE, 2017.
- [18] Jordan Gergov. Approximation algorithms for dynamic storage allocation. In *Algorithms–ESA’96*, pages 52–61. Springer, 1996.
- [19] Jordan Gergov. Algorithms for compile-time memory optimization. In *Proceedings of the tenth annual ACM-SIAM symposium on Discrete algorithms*, pages 907–908. Society for Industrial and Applied Mathematics, 1999.
- [20] Fabrizio Grandoni, Tobias Mömke, Andreas Wiese, and Hang Zhou. To augment or not to augment: Solving unsplittable flow on a path by creating slack. In *SODA*, pages 2411–2422, 2017.
- [21] Fabrizio Grandoni, Tobias Mömke, Andreas Wiese, and Hang Zhou. A $(5/3 + \varepsilon)$ -approximation for unsplittable flow on a path: placing small tasks into boxes. In *Proceedings of the 50th Annual ACM SIGACT Symposium on Theory of Computing, STOC 2018, Los Angeles, CA, USA, June 25-29, 2018*, pages 607–619, 2018.
- [22] Sandy Heydrich and Andreas Wiese. Faster approximation schemes for the two-dimensional knapsack problem. In *Proceedings of the Twenty-Eighth Annual ACM-SIAM Symposium on Discrete Algorithms (SODA 2017)*, pages 79–98, 2017.
- [23] Klaus Jansen and Roberto Solis-Oba. A polynomial time approximation scheme for the square packing problem. In Andrea Lodi, Alessandro Panconesi, and Giovanni Rinaldi, editors, *Integer Programming and Combinatorial Optimization*, pages 184–198, Berlin, Heidelberg, 2008. Springer Berlin Heidelberg.
- [24] Klaus Jansen and Guochuan Zhang. Maximizing the number of packed rectangles. In *Scandinavian Workshop on Algorithm Theory*, pages 362–371. Springer, 2004.

- [25] Klaus Jansen and Guochuan Zhang. Maximizing the total profit of rectangles packed into a rectangle. *Algorithmica*, 47(3):323–342, 2007.
- [26] Hal A Kierstead. The linearity of first-fit coloring of interval graphs. *SIAM Journal on Discrete Mathematics*, 1(4):526–530, 1988.
- [27] Hal A Kierstead. A polynomial time approximation algorithm for dynamic storage allocation. *Discrete Mathematics*, 88(2):231–237, 1991.
- [28] Tobias Mömke and Andreas Wiese. A $(2 + \varepsilon)$ -approximation algorithm for the storage allocation problem. In *Proceedings of the 42nd Annual International Colloquium on Automata, Languages and Programming (ICALP 2015)*, volume 9134 of *Lecture Notes in Computer Science*, pages 973–984. Springer, 2015.
- [29] C. A. Phillips, R. N. Uma, and J. Wein. Off-line admission control for general scheduling problems. In *Proceedings of the 11th Annual ACM-SIAM Symposium on Discrete Algorithms (SODA '00)*, pages 879–888. ACM, 2000.