

Semi-supervised Bayesian Non-parametric Behavior Detection

Jin Watanabe, Takatomi Kubo, Fan Yang and Kazushi Ikeda

Abstract—An automatic mouse behavior recognition system can considerably reduce the workload of experimenters and facilitate the analysis process. Typically, supervised approaches, unsupervised approaches and semi-supervised approaches are applied for behavior recognition purpose under a setting which has all of predefined behaviors. In the real situation, however, as mice can show various types of behaviors, besides the predefined behaviors that we want to analyze, there are many undefined behaviors existing. Both supervised approaches and conventional semi-supervised approaches cannot identify these undefined behaviors. Though unsupervised approaches can detect these undefined behaviors, a post-hoc labelling is needed. In this paper, we propose a semi-supervised infinite Gaussian mixture model (SsIGMM), to incorporate both labeled and unlabelled information in learning process while considering undefined behaviors. It also generates the distribution of the predefined and undefined behaviors by mixture Gaussians, which can be used for further analysis. In our experiments, we confirmed the superiority of SsIGMM for segmenting and labelling mouse-behavior videos (sorry we withdraw this work).

Index Terms—Semi-supervised behavior recognition, Bayesian non-parametric modeling

I. INTRODUCTION

Mouse behavior analysis is widely applied in biology and medical science, to investigate the effects of interventions such as gene knockout, medications and optogenetics, etc. However, in most cases, the behavior annotation highly relies on the visual inspection by experimenters, which leads to tremendous labor costs and low reproducibility [1], so that it has been the main bottleneck of facilitating the whole experiment process. To solve this problem, many automatic mouse behavior recognition systems have been proposed [2], [3].

In general, there are mainly two types of automatic mouse behavior recognition system, either by supervised approaches or unsupervised approaches [1]. In supervised approaches, experimenters annotate a fraction of the whole data set by predefined behaviors. Once a classifier is trained by these labelled data, the behavior recognition can be performed automatically [4], [5], [6]. Nonetheless, the performance of supervised approaches are highly dependent on the size of labeled data, on the other hand, there is a large supply of unlabelled data, which is not used for improving classifier performance. Furthermore, owing to the experimental environment varies from one laboratory to another, mice can show various types of behaviors [2]. Therefore, besides the predefined behaviors that we want to analyze, there are many undefined behaviors existing [4], [7], [6]. If we cannot separate these undefined behaviors from predefined behaviors, they will

affect the classifier in the prediction, which means, the data belong to undefined behaviors will be assigned to predefined behaviors. Since the data belong to undefined behaviors cannot be unlabelled in advance, supervised approaches is not available to identify them.

In contrast to supervised approaches, unsupervised approaches cluster the whole data set according to the data structure, without any label information. They are especially useful when we do not know how many kind of behaviors are existing in a new experimental environment, since they have the potential to detect both predefined behaviors and undefined behaviors [8], [9], [10]. However, without considering any label information, the performance of unsupervised approaches is hard to be improved. In addition, a post-hoc annotation for clusters is needed. Thus, an automated system that can incorporate both labeled and unlabelled information in learning process while considering undefined behaviors are desirable.

Recently, semi-supervised approaches has been receiving lots of attentions. Semi-supervised approaches not only utilizes unlabelled data, but also take the incomplete label information into consideration. In previous work, semi-supervised approach was applied to animal behavior recognition, using accelerometer data, and its effectiveness and practicality outperform supervised learning [11]. Nevertheless, in semi-supervised learning, it is generally considered that the number of clusters is identical to the number of predefined classes. Since we want to detect undefined behaviors, the number of clusters should not be decided in advance.

As a method without specifying the number of clusters in advance, nonparametric Bayesian method has been successfully applied to analyze behavior of humans [12], [13]. Besides, in case of mouse behavior analysis, Dirichlet process mixture of multinomials was applied to classifying behavior distribution [14]. These methods predict the number of classes while simultaneously performing model inference, however, they were applied in unsupervised approaches.

In order to incorporate both labeled and unlabeled information in learning process while considering undefined behaviors, we propose a semi-supervised infinite Gaussian mixture model (SsIGMM), which is an extension of infinite Gaussian mixture model (IGMM).

In our experiments, we demonstrate the superiority of SsIGMM for identifying predefined behaviors and detecting undefined behaviors. SsIGMM is therefore can efficiently and accurately segment and label mouse-behavior videos.

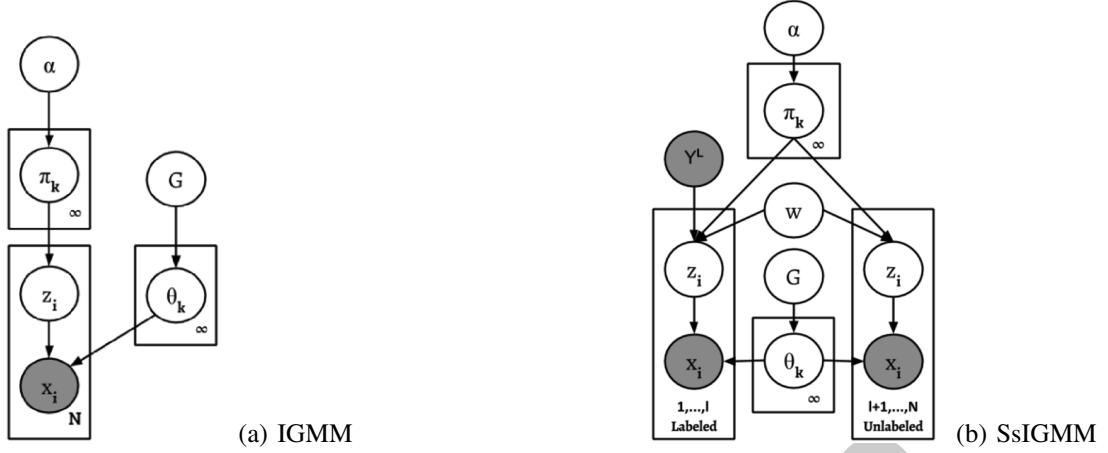


Figure 1: Graphical models

II. SEMI-SUPERVISED EXTENSION OF IGMM

A. Infinite Gaussian Mixture Model

Since SsIGMM is developed from IGMM, we give an introduction to IGMM before moving to SsIGMM.

IGMM is a Nonparametric Bayesian model, its graphical model is shown in Fig.1 (a). IGMM can automatically estimates the number of components with respect to the data structure, using the Dirichlet process (DP) prior [15]. Given $X = \{x_1, \dots, x_N\}$ ($X \in \mathbb{R}^{N \times D}$) as the observed data set, there is $Z = \{z_1, \dots, z_N\}$ to indicate which Gaussian component each data is assigned to. For all Gaussian components, the set of their parameters is denoted by $\theta = \{\theta_1, \dots, \theta_\infty\}$, associated with their corresponding weight $\pi = \{\pi_1, \dots, \pi_\infty\}$ ($\sum_{k=1}^\infty \pi_k = 1$). For each Gaussian component, there is $\theta_k = \{\mu_k, \Sigma_k\}$, while μ_k and Σ_k are the mean and the covariance matrix, respectively. Thus, the generative model of IGMM is as follows:

$$\pi_k \sim GEM(\alpha), \quad (1)$$

$$z_i \sim \pi, \quad (2)$$

$$\theta_k \sim G(H) \quad (3)$$

$$x_i \sim P(x_i | \theta_{z_i}), \quad (4)$$

Where GEM is a stick-breaking distribution over π , and α is the concentration parameter [16]. G is the base distribution, where the θ is sampled from. Here, G is a Gaussian-inverse-Wishart distribution with hyper parameters $H = \{m_0, \Lambda_0, \kappa_0, \nu_0\}$:

$$\begin{aligned} \Sigma &\sim Inv - Wishart_{\nu_0}(\Lambda_0^{-1}) \\ \mu | \Sigma &\sim N(m_0, \Sigma/\kappa_0) \end{aligned} \quad (5)$$

Where m_0 is the mean prior for μ , and Λ_0 is the scale matrix for Σ . The parameters κ_0 and ν_0 imply how strongly we believe the prior mean and the prior covariance, respectively. Conventionally, we have $\nu_0 = D + 1$ and $\kappa_0 = 1$.

One popular characterization of DP is known as the Chinese restaurant process (CRP) [17]. Conjugating Eq.(1) and Eq.(2) yields

$$z_i \sim CRP(\alpha). \quad (6)$$

Meanwhile, owing to the conjugate property, conjugating Eq.(3) and Eq.(4) can analytically integrated out μ and Σ , getting a multivariate Student's t-distribution [18]. Therefore, the likelihood that x_i is generated from a new component k^* follows:

$$P(x_i | z_i = k^*; H) \sim St_{\nu_0 - D + 1}(m_0, \frac{\kappa_0 + 1}{\kappa_0(\nu_0 - D + 1)} \Lambda_0). \quad (7)$$

Likewise, the likelihood that x_i is generated from the existing k^{th} component can be denoted by

$$P(x_i | z_i = k, X_k; H) \sim St_{\nu_k - D + 1}(m_k, \frac{\kappa_k + 1}{\kappa_k(\nu_k - D + 1)} \Lambda_k), \quad (8)$$

and the update equations during the inference are provided as follows:

$$\begin{aligned} \kappa_k &= \kappa_0 + N_k \\ m_k &= \frac{1}{\kappa_k}(\kappa_0 m_0 + N_k \bar{X}_k) \\ \nu_k &= \nu_0 + N_k \\ S_k &= \sum_{i=1}^{N_k} (x_i - \bar{X}_k)(x_i - \bar{X}_k)^T \\ \Lambda_k &= \Lambda_0 + S_k + \frac{\kappa_0 N_k}{\kappa_0 + N_k} (\bar{X}_k - m_0)(\bar{X}_k - m_0)^T, \end{aligned} \quad (9)$$

where X_k is the data in cluster k , \bar{X}_k is its mean and N_k is its size. D is the dimensionality of x_i . S_k is the sum of squares matrix about the mean of component k .

The posterior inference for z_i can be performed by a collapsed Gibbs sampler [19]. Combining Eq.(6) with Eq.(7) and Eq.(8) yields an expression that only includes indicator variables z_i . Thus, z_i can be sampled by following equations

$$\begin{aligned} P(z_i = k | Z^{-i}, X^{-i}; \alpha, H) &\propto \\ &\begin{cases} \frac{N_k^{-i}}{N + \alpha - 1} P(x_i | z_i = k, X_k^{-i}; H), & k \leq K; \\ \frac{\alpha}{N + \alpha - 1} P(x_i | z_i = k^*; H), & k = k^* = K + 1; \end{cases} \end{aligned} \quad (10)$$

where X_k^{-i} is the data in cluster k excluding x_i , and its size is N_k^{-i} . K is the number of currently existing clusters during inference. To calculate $P(x_i | z_i = k, X_k^{-i}; H)$, we only need to substitute X_k by X_k^{-i} in Eq.(8) and Eq.(9).

B. Semi-supervised Infinite Gaussian Mixture Model

IGMM is an unsupervised learning model. However, besides data set X , it is possible to observe an incomplete label set. Here, we denote the whole label set as $Y = \{y_1, \dots, y_N\}$ after encoding labels to nonnegative integers. Within Y , the subset $Y^L = \{y_1, \dots, y_l\}$ ($l < N$ and $\forall y_i \in Y^L : y_i > 0$) represents observed labels, and subset Y^U represents latent labels ($\forall y_i \in Y^U : y_i = 0$).

When estimating latent data labels, in order to improve the performance, incorporating the prior knowledge Y^L in the inference of SsIGMM is desirable. A generic way is to apply pairwise constraints [20], using ‘must-link’ and ‘cannot-link’ to indicate whether pairs of instances can belong to the same cluster or not. Nevertheless, in order to model each distribution of predefined and undefined behavior by mixture Gaussians, we only use the ‘cannot-link’ constraint, so that the data with the same label can be assigned to different Gaussian components by the posterior possibility. We introduce $Q = \{q_1, \dots, q_\infty\}$ to record the observed label within each cluster, and updating Q by the new assignment. Compare to IGMM, the main change is to modify CRP as Fig.2 shows.

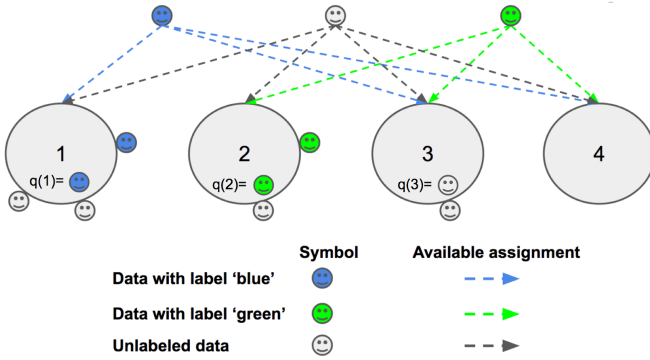


Figure 2: Modified CRP

Hence, the inference is performed under the following rule:

- Any pair from Y^L cannot belong to the same component if their labels are different.
- If component k includes unique $y_i \in Y^L$, corresponding q_k is assigned to y_i .
- If component k does not include any $y_i \in Y^L$, corresponding q_k is assigned to 0.

Consequently, Eq.(10) is modified as follows:

$$P(z_i = k \mid Z^{-i}, X^{-i}, Y^L, Q; \alpha, H) \propto \begin{cases} 0, & k \leq K \text{ and } (y_i \in Y^L \text{ and } y_i \neq q_k \text{ and } q_k > 0); \\ \frac{N_k^{-i}}{N+\alpha-1} P(x_i \mid z_i = k, X_k^{-i}; H), & k \leq K \text{ and } \text{Otherwise}; \\ \frac{\alpha}{N+\alpha-1} P(x_i \mid z_i = k^*; H), & k = k^* = K+1. \end{cases} \quad (11)$$

This deviation guarantees that data have different labels cannot be assigned to the same component, while data have the same label could be assigned to different components. Moreover, unlabelled data can be assigned to any component by the posterior probability. If a component only contains

unlabelled data, it means we detect an undefined behavior cluster.

We have graphical model of SsIGMM as Fig.1 (b) shows. In addition, the pseudo code of Collapsed Gibbs sampler for SsIGMM is summarised as Algorithm 1.

Algorithm 1 Collapsed Gibbs sampler for SsIGMM

```

 $Y^L \leftarrow \{y_1, \dots, y_l\} \ (\forall y_i \in Y^L : y_i > 0).$ 
Initialize components.
for  $T$  iterations do
  for  $i = 1 : N$  do
    Remove  $x_i$ 's sufficient statistics from old cluster  $z_i$ .
    for  $k = 1 : K$  do
      if  $y_i \in Y^L$  and  $y_i \neq q_k$  and  $q_k > 0$  then
         $Posterior_{(k)} = 0$ .
      else
        Calculate  $P(z_i = k \mid Z^{-i}, X_k^{-i}; \alpha) = \frac{N_k^{-i}}{N+\alpha-1}$ ;
        Calculate  $P(x_i \mid z_i = k, X_k^{-i}; H)$  using Eq.(8);
        Calculate  $Posterior_{(k)} \propto$ 
           $P(z_i = k \mid Z^{-i}, X_k^{-i}; \alpha) P(x_i \mid z_i = k, X_k^{-i}; H)$ .
      end if
    end for
     $k^* = K + 1$ ;
    Calculate  $P(z_i = k^* \mid \alpha) = \frac{\alpha}{N+\alpha-1}$ ;
    Calculate  $P(x_i \mid z_i = k^*; H)$  using Eq.(7);
    Calculate  $Posterior_{(k^*)} \propto$ 
       $P(z_i = k^* \mid \alpha) P(x_i \mid z_i = k^*; H)$ .
    Sample  $k_{new} \sim Posterior_{(1, \dots, k^*)}$  after normalizing.
    If  $k_{new} = k^*$ , then  $K = K + 1$ ;
    Add  $x_i$ 's sufficient statistics to its new cluster  $z_i = k_{new}$ .

    If any cluster is empty, remove it and its related  $q$ , then decrease  $K$ .
    Update  $q_{k_{new}}$  to record  $y_i$  or 0.
  end for
end for
for  $k = 1 : K$  do
  for  $i = 1 : n$  do
    if  $z_i = k$  then
       $z_i = q_k$  { $q_k = 0$  represents undefined behaviors, while  $q_k > 0$  represents predefined behaviors.}
    end if
  end for
end for

```

III. SYNTHETIC DATA EXPERIMENT

We evaluate the performance of SsIGMM by artificial data first. In the artificial data, 1500 instances are generated by 10 two-dimensional Gaussian components (150 instances per component). We define two classes to be multimodal distribution, each of them is constructed by two Gaussian components. Meanwhile, for another four Gaussian components, each of them is defined as a single class. Aforementioned six classes are considered to be the predefined classes, while the last two Gaussian components are considered to be the undefined classes (Fig.3(a)).

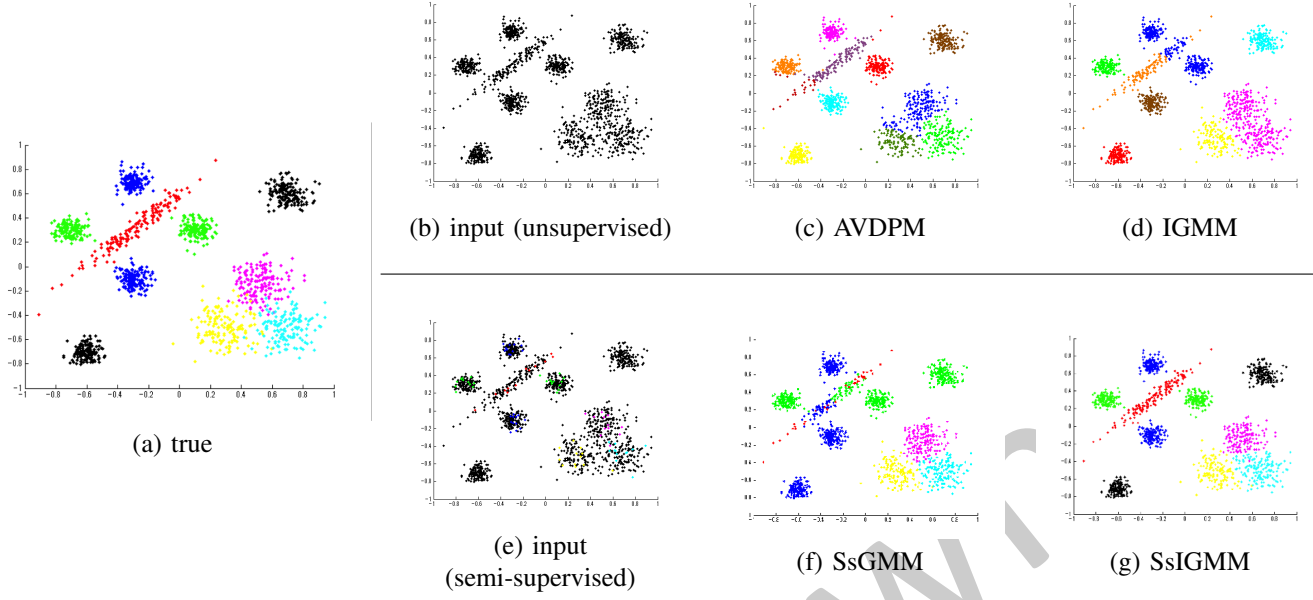


Figure 3: (a) is the true label assignment (i.e., 8 classes). The blue and the green classes are multimodal distributions, each of them is constructed by two Gaussian components. Black dots indicate unlabelled data. (b) is the input for unsupervised learning method (i.e., IGMM, AVDPM). (e) is the input for semi-supervised learning method (i.e., SsGMM, SsIGMM), and 10% of data are labeled for other Gaussian components. (c), (d), (f) and (g) are the estimated results of each method.

We compare the performance of SsIGMM with another three methods: accelerated variational Dirichlet process mixtures (AVDPM) [21], IGMM and semi-supervised Gaussian mixture model (SsGMM) [22]. These methods are popularly used for clustering, whilst they are similar to SsIGMM in model structure. The difference of them is shown in Table I. AVDPM and IGMM are both infinite mixture model trained in an unsupervised manner, while SsGMM is a finite mixture model trained in a semi-supervised manner.

Table I: Learning manner and component number of each method

Model	Learning	Component number
AVDPM	Unsupervised	Infinite
IGMM	Unsupervised	Infinite
SsGMM	Semi-supervised	Finite
SsIGMM	Semi-supervised	Infinite

In this test, we use the five-fold cross validation. For unsupervised approaches (AVDPM and IGMM), all data are treated as unlabelled data. For semi-supervised approaches (SsGMM and SsIGMM), 10% labelled data are randomly chosen from four training folds and holding their labels, while another 90% of training dataset, coupling with the whole testing dataset, are treated as unlabelled data. This is a little different from supervised learning, which performs training and prediction, on the training dataset and testing dataset, respectively. In SsIGMM, the clustering and the prediction are performed simultaneously, such that the unlabelled testing dataset can be included in, but the evaluation only performs on testing dataset.

We applied the codes of IGMM and AVDPM which was

provided by their authors. Because SsGMM code was not available, we used our own implementation by EM-algorithm. In each validation, we ran the collapsed Gibbs sampler of IGMM and SsIGMM for 2000 iterations, and the first 1500 iterations were ignored as burn-in. Because Gibbs sampler stochastically assign class label, we chose a result that has the highest posterior probability among last 500 iterations.

The clustering result is shown by Fig.3. Data which belong to undefined classes are assigned to predefined classes in SsGMM, since its number of Gaussian components is equal to the number of unique predefined classes. Furthermore, as multimodal distribution is not considered, SsGMM is therefore only use one Gaussian component to approximate all of identical labelled data, and lead to poor results. By contrast, IGMM and AVDPM can detect undefined classes, but they cannot identify the correct class structure when different classes are adjacent to each other, since label information is not utilized.

As an evaluation metric, we used Adjusted Rand Index (ARI) [23] defined as follows:

$$ARI(C, C') = \left\{ \sum_{i=1}^k \sum_{j=1}^l \binom{m_{ij}}{2} - t_3 \right\} / \left\{ 1/2(t_1 + t_2) - t_3 \right\} \quad (12)$$

$$\text{where } t_1 = \sum_{i=1}^k \binom{|c_i|}{2}, \quad t_2 = \sum_{j=1}^l \binom{|c'_j|}{2}, \quad t_3 = 2t_1 t_2 / n(n-1)$$

where $C = \{c_1, c_2, \dots, c_k\}$ is the true labels, while $C' = \{c'_1, c'_2, \dots, c'_l\}$ is the predicted labels, and m_{ij} denotes the number of common data between C and C' . ARI has its maximum score at 1, when all of predicted labels matching true labels.

The average ARI scores for multiple evaluation runs are shown in Table.???. Among four methods, SsIGMM achieved the highest ARI score. These results suggest the superiority of SsIGMM against another three methods.

Table II: Average of Adjusted Rand Index.

Method	AVDPM	IGMM	SsGMM	SsIGMM
ARI	0.72	0.61	0.62	0.96

IV. MOUSE-BEHAVIOR DATA EXPERIMENT

Compare to synthetic data, the real mouse-behavior data is more complicated, but our SsIGMM still can identify predefined behaviors and detecting undefined behaviors. In the following sections, we explain about the dataset acquisition, behavior-features extracting and experimental results, to demonstrate the superiority of SsIGMM for segmenting and labelling mouse-behavior videos.




Figure 4: Image examples from top and side view.

A. Dataset acquisition

We located the experimental mouse in a transparent box, recording its activity by two synchronized cameras, from the top view and side view, respectively (see Fig.4). The recording rate is 30 fps. All procedures were conducted under the animal welfare policies of the Institutional Animal Care and Use Committee of Nara Institute of Science and Technology. All efforts were made to minimize animals' suffering.

After recording the video, we divided mouse behaviors into six categories, including frequently observed three behaviors (walk, rear, and groom), fear related behaviors (freeze and stretch attend posture (SAP)) and escape behavior which is induced by haloperidol or inescapable shock [24]. In general, the walk, rear, and groom behaviors are considered as predefined behaviors, whereas the freeze, SAP and escape behaviors are considered as undefined behaviors in previous studies [4], [6]. We manually clipped the video by these six categories and labeled each video clips as the ground truth.

B. Behavior-features extracting

We choose following features in our model:

- Motion of the center of gravity (top-view)
- Movement of the nose (top-view)

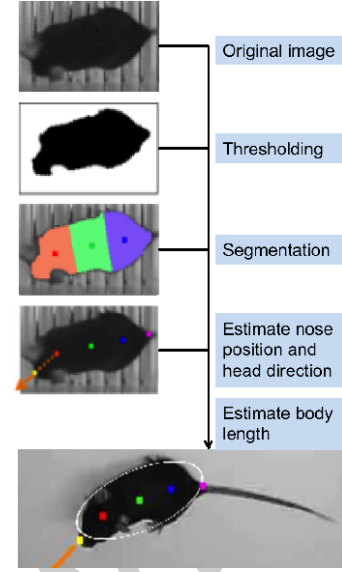


Figure 5: Extracting mouse behavior features from top-view video.




Figure 6: Extracting mouse behavior features from side-view video.

- Body length (top-view)
- Height of the center of gravity (side-view)

Mouse behaviors are significantly correlated to its movement. By tracking the mouse's center of gravity, we can get a robust feature which reflects its main movement. Meanwhile, the movement of nose contains important subtle information, which helps in distinguishing behaviors. Moreover, the body length and height of the center of gravity also supply critical standards to differentiate mouse behaviors. These four features are sufficient to identify different mouse behaviors in our experience.

From every top-view video frame, we can acquire the position of center of gravity, the position of nose and the body length (see Fig.5). We first applied the thresholding method to get the silhouette of the mouse, then removed the ears and the tail. After that, we applied k-means ($k = 3$) to segment the mouse body into three regions: head, trunk and pelvis. We defined the horizontal position of the center of gravity is tantamount to the trunk centroid. Within the head region, the pixel which has the maximum Euclidean distance to the centroid of head is assigned to the nose. Also, an ellipse is applied to fit the mouse body, and we assume the body length is identical to the major axis length of the ellipse [5]. Using the

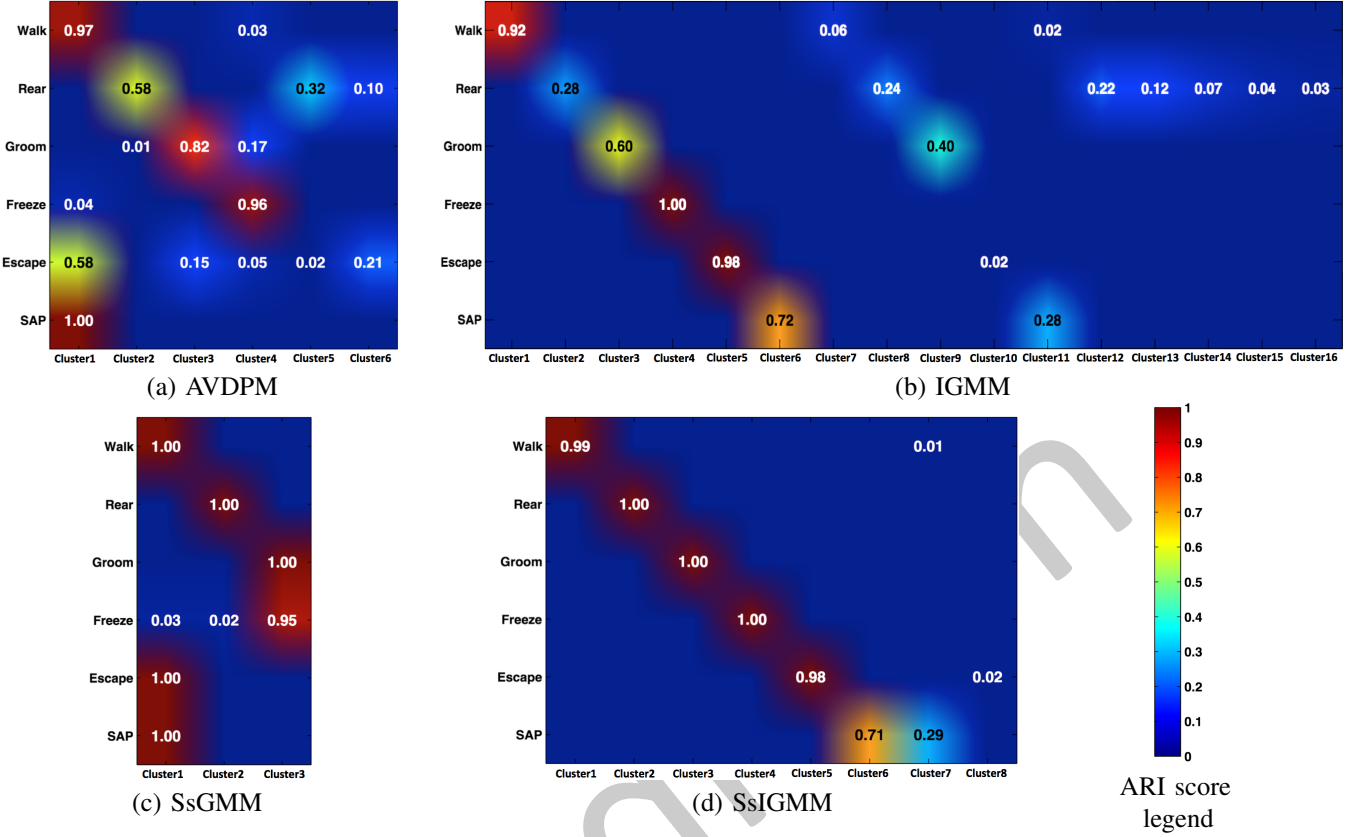


Figure 7: Confusion matrix of 1st validation. Each row indicates the behaviors, and each column indicates estimated classes by each method.

same method, the height of central gravity was computed from the side-view video (see Fig.6). To get the movement at each frame, we calculated the average velocity in a temporal sliding window, using the corresponding position information [6]. The window size was set to 9 frames ($\approx 1/3$ s) as previous studies applied [7], [4].

C. Experimental results

In this experiment, we also compare the performance of SsIGMM with AVDPM, IGMM and SsGMM, using five-fold cross validation. Three frequently observed behaviors (walk, rear and groom) are regarded as predefined behaviors, while another three behaviors (freeze, SAP, and escape) are regarded as undefined behaviors. For unsupervised approaches (AVDPM and IGMM), all data are treated as unlabelled data. For semi-supervised approaches (SsGMM and SsIGMM), 10% labelled data are randomly chosen from four training folds and holding their labels, while another 90% of training dataset, coupling with the whole testing dataset, are treated as unlabelled data (see Table.III). Other settings are the same as what we used in synthetic data experiment.

The average ARI scores for multiple evaluation runs are shown in Table.IV.

We also use confusion matrix to illustrate the clustering result (see Fig.7). For AVDPM and IGMM, one behavior including several clusters does not mean a poor result, because we can perform a post-hoc notation. By contrast, if

Table III: Frame size and label information of each behavior

Behavior	Frame size	Label information
Walk	716	Partially labeled (10%)
Rear	956	Partially labeled (10%)
Groom	903	Partially labeled (10%)
Freeze	292	Unlabeled
Escape	66	Unlabeled
SAP	127	Unlabeled

Table IV: Average of Adjusted Rand Index

Method	AVDPM	IGMM	SsGMM	SsIGMM
ARI	0.68	0.58	0.79	0.92

one cluster includes several behaviors by a high proportion, it represents the model clustering the data incorrectly. In AVDPM, for instance, Cluster1 includes a high proportion of data from behaviors as Walk, Escape and SAP, and it is unable to distinguish them afterwards. On the other hand, IGMM does not suffer this problem, but there are too many clusters requiring a post-hoc annotation. It is inefficient in the mouse behavior recognition. Unlike unsupervised approaches, SsGMM can utilize the label information, but the number of clusters should be assigned in advance. If we follow the traditional approach to set the number of clusters equal to the categories of predefined behaviors, the result is shown in Fig.7.(c). The data from undefined behaviors (Freeze, Escape

and SAP) are assigned to predefined behaviors. We may increase the number of clusters in this case, but the explicit number of clusters is unknown in advance. SsIGMM solves above issues. It is able to cluster predefined behaviors in a high accuracy while detect undefined behaviors, and the post-hoc annotation is not needed for predefined behaviors. Therefore, SsIGMM has the superiority for automatically segmenting and labelling mouse-behavior videos.

V. CONCLUSION

In this study, we proposed a semi-supervised infinite Gaussian mixture model (SsIGMM), which is a semi-supervised extension of IGMM. SsIGMM is able to incorporate both labeled and unlabelled information in learning process while considering undefined behaviors. It also generates the distribution of the predefined and undefined behaviors by mixture Gaussians, which can be used for further analysis. In our experiments, we confirmed the superiority of SsIGMM for both classifying predefined behaviors and detecting undefined behaviors. Hence, SsIGMM can efficiently and accurately segment and label mouse-behavior videos.

REFERENCES

- [1] A. I. Dell, J. A. Bender, K. Branson, I. D. Couzin, G. G. de Polavieja, L. P. Noldus, A. Pérez-Escudero, P. Perona, A. D. Straw, M. Wikelski *et al.*, “Automated image-based tracking and its application in ecology,” *Trends in Ecology & Evolution*, 2014.
- [2] A. T. Schaefer and A. Claridge-Chang, “The surveillance state of behavioral automation,” *Current opinion in neurobiology*, vol. 22, no. 1, pp. 170–176, 2012.
- [3] L. H. Tecott and E. J. Nestler, “Neurobehavioral assessment in the information age,” *Nature neuroscience*, vol. 7, no. 5, pp. 462–466, 2004.
- [4] H. Jhuang, E. Garrote, X. Yu, V. Khilnani, T. Poggio, A. D. Steele, and T. Serre, “Automated home-cage behavioural phenotyping of mice,” *Nature communications*, vol. 1, p. 68, 2010.
- [5] M. Kabra, A. A. Robie, M. Rivera-Alba, S. Branson, and K. Branson, “Jaaba: interactive machine learning for automatic annotation of animal behavior,” *nature methods*, vol. 10, no. 1, pp. 64–67, 2013.
- [6] E. A. van Dam, J. E. van der Harst, C. J. ter Braak, R. A. Tegelenbosch, B. M. Spruijt, and L. P. Noldus, “An automated system for the recognition of various specific rat behaviours,” *Journal of neuroscience methods*, vol. 218, no. 2, pp. 214–224, 2013.
- [7] X. P. Burgos-Artizzu, P. Dollár, D. Lin, D. J. Anderson, and P. Perona, “Social behavior recognition in continuous video,” in *Computer Vision and Pattern Recognition (CVPR), 2012 IEEE Conference on*. IEEE, 2012, pp. 1322–1329.
- [8] G. J. Berman, D. M. Choi, W. Bialek, and J. W. Shaevitz, “Mapping the structure of drosophilid behavior,” *arXiv preprint arXiv:1310.4249*, 2013.
- [9] E. Braun, B. Geurten, and M. Egelhaaf, “Identifying prototypical components in behaviour using clustering algorithms,” *PloS one*, vol. 5, no. 2, p. e9361, 2010.
- [10] A. E. Brown, E. I. Yemini, L. J. Grundy, T. Jucikas, and W. R. Schafer, “A dictionary of behavioral motifs reveals clusters of genes affecting *caenorhabditis elegans* locomotion,” *Proceedings of the National Academy of Sciences*, vol. 110, no. 2, pp. 791–796, 2013.
- [11] J. Tanha, M. V. Someren, M. de Bakker, W. Bouteny, J. Shamoun-Baranesy, and H. Afsarmanesh, “Multiclass semi-supervised learning for animal behavior recognition from accelerometer data,” in *Tools with Artificial Intelligence (ICTAI), 2012 IEEE 24th International Conference on*, vol. 1. IEEE, 2012, pp. 690–697.
- [12] A. S. Willsky, E. B. Sudderth, M. I. Jordan, and E. B. Fox, “Sharing features among dynamical systems with beta processes,” in *Advances in Neural Information Processing Systems*, 2009, pp. 549–557.
- [13] M. C. Hughes and E. B. Sudderth, “Nonparametric discovery of activity patterns from video collections,” in *Computer Vision and Pattern Recognition Workshops (CVPRW), 2012 IEEE Computer Society Conference on*. IEEE, 2012, pp. 25–32.
- [14] M. Zanotto, D. Sona, V. Murino, and F. Papaleo, “Dirichlet process mixtures of multinomials for data mining in mice behaviour analysis,” in *Computer Vision Workshops (ICCVW), 2013 IEEE International Conference on*. IEEE, 2013, pp. 197–202.
- [15] C. E. Rasmussen, “The infinite gaussian mixture model,” in *NIPS*, vol. 12, 1999, pp. 554–560.
- [16] Y. W. Teh, “Dirichlet process,” in *Encyclopedia of machine learning*. Springer, 2011, pp. 280–287.
- [17] J. Pitman *et al.*, “Combinatorial stochastic processes,” Springer, Tech. Rep., 2002.
- [18] A. Gelman, J. B. Carlin, H. S. Stern, D. B. Dunson, A. Vehtari, and D. B. Rubin, *Bayesian data analysis*. CRC press, 2013.
- [19] F. Wood and M. J. Black, “A nonparametric bayesian alternative to spike sorting,” *Journal of neuroscience methods*, vol. 173, no. 1, pp. 1–12, 2008.
- [20] S. Basu, M. Bilenko, A. Banerjee, and R. J. Mooney, “Probabilistic semi-supervised clustering with constraints,” *Semi-supervised learning*, pp. 71–98, 2006.
- [21] K. Kurihara, M. Welling, and N. A. Vlassis, “Accelerated variational dirichlet process mixtures,” in *Advances in Neural Information Processing Systems*, 2006, pp. 761–768.
- [22] X. Zhu, “Semi-supervised learning tutorial,” in *International Conference on Machine Learning (ICML)*, 2007, pp. 1–135.
- [23] L. Hubert and P. Arabie, “Comparing partitions,” *Journal of classification*, vol. 2, no. 1, pp. 193–218, 1985.
- [24] H. Anisman, M. Ritch, and L. S. Sklar, “Noradrenergic and dopaminergic interactions in escape behavior: Analysis of uncontrollable stress effects,” *Psychopharmacology*, vol. 74, no. 3, pp. 263–268, 1981.