

The Bouquet Algorithm for Model Checking Unbounded Until

Shiraj Arora and M. V. Panduranga Rao

Indian Institute of Technology Hyderabad
India
{cs14resch11010,.mvp}@iith.ac.in

Abstract. The problem of verifying the “Unbounded Until” fragment in temporal logic formulas has been studied extensively in the past, especially in the context of statistical model checking. Statistical model checking, a computationally inexpensive sampling based alternative to the more expensive numerical model checking technique, presents the following decision dilemma—what length of the sample is enough in general?

In this paper, we discuss an algorithm for this problem that combines ideas from graph theory, statistical model checking and numerical model checking. We analyze the algorithm, and show through experiments that this approach outperforms the standard statistical model checking algorithm for verifying unbounded until for low density Discrete Time Markov Chains.

Keywords: Model Checking, Unbounded Until, Graph Reachability, Statistical Model Checking, Discrete-time Markov Chains

1 Introduction

Probabilistic model checking deals with algorithmic verification of properties desired of stochastic systems. One useful formalism for modeling such systems, with which we will be concerned in the present work is the discrete time Markov chain (DTMC). Properties to be verified are formally specified as formulas in temporal logics such as PCTL [7]. There are primarily two techniques to perform probabilistic model checking. Numerical model checking computes the exact solution, albeit at a prohibitive cost due to the state space explosion in the underlying model. On the other hand, sampling based statistical techniques works by executing finite-length runs of the DTMC and evaluating the temporal logic formula on each run. These techniques offer a trade-off between the desired accuracy and time, in terms of the number of samples generated for analysis.

Most temporal logics contain path operators called *bounded* and/or *unbounded until* operators. When the formula contains only bounded until operators, the length of the path to be sampled can be made to depend on the time bounds present in these operators. However, for the unbounded until operator, we face

the dilemma of choosing an appropriate length for the path to be sampled. The problem of verifying properties with unbounded until operators has been explored using several approaches [1, 13].

In this paper, we utilize the graph structure underlying the DTMC to address this problem. Our target applications are those where the system has a stable description—the DTMC is fixed—and an extended analysis needs to be carried out through several queries over a course of time. Crucial to our approach is the question of whether or not there are at least k number of nodes reachable from any given node of the DTMC. This information can either be pre-annotated or can be progressively annotated as formula evaluations proceed. Indeed, this annotated DTMC has to be stored across formula evaluations (as long as the system needs to be analyzed) for fully benefiting from the annotations done while evaluating previous formulas. The benefits in terms of speed is maximized when the graph is completely annotated.

The salient contributions of this work are twofold: (a) we propose a new algorithm, which we call the bouquet algorithm, for dealing with the unbounded until dilemma in statistical model checking using the structure of the graph underlying the DTMC, sampling and numerical model checking. To the best of our knowledge, this approach is new, and (b) we show improved performance for low density DTMCs. Indeed, we give empirical evidence that in the case of completely annotated DTMCs, the bouquet algorithm outperforms the standard statistical model checking algorithm.

Clearly, this approach suffers from the disadvantage of having to generate the entire DTMC explicitly, as do some other approaches reported in literature. In such cases, extremely large DTMCs may need to be stored on a slower memory drive and consequently, there is a significant overhead of I/O operations while performing statistical model checking. We argue that the bouquet algorithm cuts this expense down.

The paper is arranged as follows: Section 2 introduces some preliminaries and discusses previous work, section 3 describes the bouquet algorithm and analyzes the performance. Section 4 discusses experimental results for low density DTMCs. Section 5 concludes the paper.

2 Preliminaries and Previous Work

A Discrete Time Markov Chain (DTMC) is a Markov process defined in discrete time and described as a tuple $M : (S, s_{init}, \mathbb{P}, AP, L)$ where

- S is a finite non-empty set of states
- $\mathbb{P} : S \times S \rightarrow [0, 1]$ gives the transition probability between two states in S such that $\forall s \in S : \sum_{s' \in S} \mathbb{P}(s, s') = 1$,
- $s_{init} \in S$ is the initial state, (in general it is a probability distribution over a subset S_{init} of initial states. We restrict our discussion to the case of a single initial state, for simplicity.)
- AP is a set of atomic propositions and
- $L : S \rightarrow 2^{AP}$ is a labeling function.

Fig. 1 illustrates an example DTMC with state space $S = \{0, 1, 2, 3, 4, 5\}$ and atomic propositions $AP = \{p, q, r\}$.

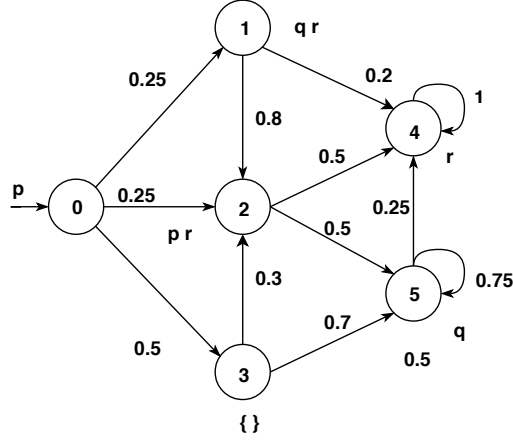


Fig. 1. An example DTMC

A path π in a DTMC M is a sequence of states $s_0, s_1, s_2 \dots$ such that for all $i = 0, 1, 2, \dots, s_i \in S$ and $\mathbb{P}(s_i, s_{i+1}) > 0$. The $i + 1$ th state in a path π is denoted by $\pi[i]$. We use the terms *paths*, *samples* and *traces* interchangeably in this paper.

Given a labeling of atomic propositions to a state s , we can talk of boolean formulas constructed from atomic propositions and boolean connectives (OR and not). These formulas are evaluated per state. If the atomic proposition assignment at a state s results in such a boolean *state* formula Φ being evaluated to true, we write $s \models \Phi$.

The *path* formula *unbounded until*, an important fragment of temporal logics like PCTL and LTL, is written as: $\psi ::= \Phi_1 U \Phi_2$, where Φ_1 and Φ_2 are state formulas as defined above. The semantics of the unbounded until is straightforward: a path π satisfies $\Phi_1 U \Phi_2$, written as $\pi \models \Phi_1 U \Phi_2$ iff

$$\exists i \geq 0 \mid \pi[i] \models \Phi_2 \wedge \forall j < i, \pi[j] \models \Phi_1$$

The bounded version of this operator, denoted $\psi ::= \Phi_1 U^{\leq t} \Phi_2$ has the following semantics:

$$\pi \models \Phi_1 U^{\leq t} \Phi_2 \text{ iff } \exists i \geq 0 \text{ and } \leq t \mid \pi[i] \models \Phi_2 \wedge \forall j < i, \pi[j] \models \Phi_1$$

2.1 Probabilistic Model Checking

Two major techniques for (probabilistic) model checking of stochastic systems are numerical model checking and statistical model checking. We now briefly discuss salient aspects of these two techniques. Numerical Model checking [2, 4, 7] is

a graph reachability based verification technique that computes the exact probability of a (e.g PCTL) formula being true. The crux of the technique is to perform a bottom-up traversal of the syntax tree of the PCTL state formula and identify the states that satisfy the formula. Numerical model checking is useful in verifying a variety of stochastic systems that can be modeled as discrete and continuous time Markov chains, Markov Decision Processes, etc. The computation cost of model checking discrete-time Markov chains using these techniques is polynomial in terms of the size of the input model as well as input property. However, this approach becomes expensive for large systems that suffer from state space explosion.

Statistical model checking is a sampling based technique which executes multiple runs of the input system. Statistical model checking algorithms are mainly of two categories: Hypothesis testing based [14, 15, 17] and Estimation based [9, 10, 12]. While estimation based algorithms seek to calculate the probability of satisfying a given property with some loss in accuracy, hypothesis testing based algorithms check if the probability meets the required threshold or not. Statistical Model Checking [14, 15, 17] is a faster alternative to verify the property of the input system at the cost of accuracy. Younes et al. [16] provide a detailed comparison between numerical and statistical algorithms to verify the temporal properties.

In this paper, we will focus on estimation based statistical model checking. The Statistical Model Checking (SMC) algorithm proceeds as follows: A sample trace π_i of a maximum length $maxPathLength$ is generated and assigned a value $b_i = 1$ if the unbounded until formula is satisfied in π_i and $b_i = 0$ otherwise. The probability estimate p' of satisfying the unbounded until formula after generating N sample traces of the DTMC is:

$$p' = \frac{1}{N} \sum_{i=1}^n b_i$$

The Chernoff-Hoeffding bound [9, 10] is then used to compute the number of samples needed to estimate the resulting probability with a desired accuracy. If p is the actual probability of the formula being satisfied. Then, to achieve $Prob[|p - p'| \leq \epsilon] \geq 1 - \delta$ for $\epsilon, \delta > 0$, then the Chernoff-Hoeffding bound requires that the number of samples N needed is given by

$$N \geq \frac{\ln(\frac{2}{\delta})}{2\epsilon^2} \quad (1)$$

One problem that is encountered in statistically verifying a logic that contains the unbounded until fragment is the dilemma of when to stop a run. A simple option is to set a limit on the length of the run. If the formula is not evaluated conclusively (either true or false) before this length, it is classified as a false. This can potentially result in a loss in accuracy. On the other hand, the bounded until offers a natural bound on the length of a sample run for the formula to be evaluated conclusively.

One of the first attempts to statistically verify unbounded until properties was by Sen et al. [15] where they introduced the notion of stopping probability p_s —at every state s in a path there exists probability p_s with which the generation of the trace terminates at the current state s . They also identify the set of states for which the probability of satisfying the unbounded until formula is zero, through sampling. They estimate the probability of the formula being true using Bernoulli trials. Younes et al [18] extend the concept of stopping probability by using non-Bernoulli trials to estimate the probability. While the stopping probability depends on the size of the model in [15], it depends on the subdominant eigenvalue of the transition matrix of the model in [18]. Younes et. al also propose an algorithm in [18] to identify the set of states with zero probability of satisfying the unbounded until formula using reachability analysis.

Rabih and Pekergin [6] and Lassaigne and Peyronnet [11] use the subdominant eigenvalue of the transition matrix for an ergodic Markov chain to estimate the upper bound on length of path for unbounded until. They then solve the unbounded until formula as a bounded until formula, with this estimate as the bound. Basu et al. [3] and He et al. [8] also convert the unbounded until to a bounded until formula by selecting an arbitrarily large time bound for the bounded operator such that the resulting probability is same for both the formulas.

None of the above approaches take into account the structure of the Markov Chain. Daca et al. [5] proposed an algorithm that utilizes the minimum transition probability of the Markov chain to identify the probable bottom strongly connected components (BSCC) in a Markov chain. They execute sample runs only till they reach one of the states in a BSCC. This algorithm is the closest to the bouquet algorithm reported in this work.

3 The Bouquet Algorithm

The bouquet algorithm is essentially a hybrid algorithm that combines statistical and numerical model checking. The algorithm begins by sampling a trace in the DTMC as in the case of statistical model checking. A trace of the DTMC M is generated, starting from the input state, until it either satisfies (or rejects) the unbounded until formula, or a state s_F is reached from which there are at most $k - 1$ reachable states. In case of former, the result of the corresponding trace is evaluated to True (or False). In the latter case, we isolate the state s_F and states reachable from s to form an induced DTMC M' with at most k states and s_F as the initial state. The algorithm performs a numerical model checking procedure on M' .

We refer to the induced Markov chain M' as the *flower* F rooted at s_F . Note that rooted at any state s_F in a trace, there can be at most one flower. A stalk for a flower M' in M is the finite-length path from the initial state in M to s_F . A *bouquet* B is a set of (*flower*, *stalk*) tuples. In a sense, generating the bouquet constitutes the bouquet algorithm, and hence the choice of the name.

Figure 2 shows part of the underlying directed graph of an input Markov chain M . If the value of k is 4 for M then M_1 and M_2 are flowers in M with s_{11} and s_{15} as initial states. Thus, $s_0, s_2, s_6, s_1, s_6, s_{11}$ is a stalk for flower M_1 .

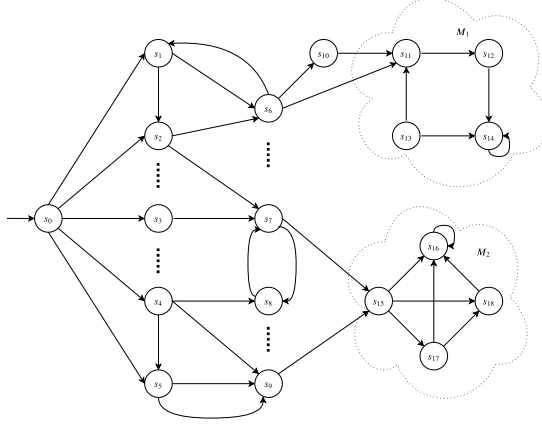


Fig. 2. Example of directed graph G for the input Markov chain M

3.1 Details

We now describe the bouquet algorithm in detail. Given an input DTMC $M = (S, s_{init}, \mathbb{P}, AP, L)$ with $n = |S|$ as the number of states in M and an input (say, PCTL) formula $\Phi = Pr_{=?}[a U b]$ with $a, b \in AP$, the Bouquet algorithm described in Algorithm 1 estimates the probability of state s satisfying the formula Φ . The algorithm also takes as input the total number of sample runs it needs to execute, N_B , the size of the flower k for the model and a probability $rProb$ of searching for a flower in M . We use Chernoff-Hoeffding bound [9, 10] to calculate the number of required samples. The number of samples needed for SMC for given approximation parameter ϵ and confidence δ is $N_s \geq \frac{\ln(\frac{2}{\delta})}{2\epsilon^2}$. We empirically decide the value of N_B as a fraction of N_s such that same approximation and confidence values is achieved. We will discuss how to fix k in the next subsection.

The bouquet algorithm begins by sampling traces from the input Markov chain M , as in the case of SMC. At every execution step of a trace, we first check if the unbounded until formula evaluates to either true or false at the current state s . If so, this trace is deemed successful, and not continued further. Otherwise, before visiting the next state in the trace, we check with a probability $rProb$ if a flower is present at s . If no flower exists at s or if a flower is not searched for at s , then the next state in the trace is traversed. However, if a flower is encountered at $s = s_F$, then the bouquet algorithm computes the exact probability of s_F satisfying the unbounded until formula, through numerical

Algorithm 1 Bouquet Algorithm

```

Function: Bouquet( $M, \Phi, k, N_B, rProb$ )
 $res \leftarrow 0$ 
for  $i = 0$  to  $N_B$  do
   $c\_s \leftarrow s_{init}; step \leftarrow 0$ 
  array  $A \leftarrow \emptyset$ 
  while  $step \leq maxPathLength$  do
    if  $c\_s \models b$  then
       $res \leftarrow res + 1$ 
    else if  $c\_s \models \neg a \wedge \neg b$  then
      break
    else if  $c\_s.isAnnotated()$  then
      if  $c\_s.annotationValue$  then
         $res \leftarrow res + getNMCresult(c\_s)$ 
      end if
    else if  $random(0,1) \leq rProb$  then
      if  $isFlower(M, c\_s, k)$  then
         $c\_s \leftarrow findFlowerhead(M, c\_s, k, A)$ 
         $A \leftarrow \emptyset$ 
         $M' \leftarrow getFlower(M, c\_s, k)$ 
         $res \leftarrow res + doNMC(M', c\_s, \Phi)$ 
      else
        for all  $s \in A$  do
           $s.annotationValue = False$ 
        end for
         $A \leftarrow \emptyset$ 
      end if
    else
       $A.add(c\_s)$ 
       $step \leftarrow step + 1$ 
       $c\_s \leftarrow getNextState(c\_s)$ 
    end if
  end while
end for
 $res \leftarrow res/N_B$ 
return  $res$ 

Function: isFlower( $M, s, k$ )
if  $s.isAnnotated()$  then
  return  $s.annotationValue$ 
end if
 $list, stack \leftarrow neighbours(s)$ 
 $c \leftarrow size(list)$ 
while  $c < k \wedge \neg stack.isEmpty()$  do
   $t \leftarrow stack.pop()$ 
  for all  $i \in neighbours(t)$  do
    if  $\neg list.contains(i)$  then
       $c \leftarrow c + 1$ 
       $list.add(i); stack.push(i)$ 
    end if
  end for
end while
if  $c < k$  then
  return  $True$ 
else
  return  $False$ 
end if

Function: findFlowerhead( $M, c\_s, k, A$ )
 $l \leftarrow 0; h \leftarrow A.size()$ 
 $flowerhead \leftarrow c\_s$ 
while  $l \leq h$  do
   $s \leftarrow A[\lfloor \frac{l+h}{2} \rfloor]$ 
  if  $isFlower(M, s, k)$  then
    for  $i = \lfloor \frac{l+h}{2} \rfloor$  to  $h - 1$  do
       $A[i].annotationValue = True$ 
    end for
     $h \leftarrow \lfloor \frac{l+h}{2} \rfloor - 1$ 
     $flowerhead \leftarrow s$ 
  else
    for  $i = l$  to  $\lfloor \frac{l+h}{2} \rfloor$  do
       $A[i].annotationValue = False$ 
    end for
     $l \leftarrow \lfloor \frac{l+h}{2} \rfloor + 1$ 
  end if
end while
return  $flowerhead$ 

```

model checking and annotates this probability in the DTMC M . This allows re-usability of previously computed results—if another trace visits the state s later, then the computed probability can be directly used, instead of generating additional traces as in the case of SMC.

The algorithm for identifying a flower M' in M is described in the *isFlower* function of Algorithm 1. The function first checks if a reachability computation has already been done on the current state s . If so, it directly returns the result. Otherwise, it identifies the number of reachable states from s . If this number is small enough, that is, less than k , then we extract these states from M to create another DTMC M' with s_F as the initial state. M' is simply the DTMC corresponding to the subgraph induced by the vertices reachable from s_F . If the number of reachable states from s is not less than k , then it returns False. Then, we continue with the execution of the trace until either a conclusive result or a flower is found.

The function *isFlower* is called with a probability of $rProb$ at every state in trace generated by the bouquet algorithm. Thus, with probability $1 - rProb$, we skip the step of searching for a flower at the current state. We add into an array A such states which are traversed in a trace but exempted from flower search. Whenever a flower is found in the future, the bouquet algorithm calls the function *findFlowerhead* to annotate the states in the array A and find a possibly larger flower of size less than k . The function *findFlowerhead* uses binary search to identify this possibly larger flower.

3.2 Fixing k

We desire to fix the size k of the flower through the following analysis. Note that this only provides a heuristic. By relaxing or tightening some of the assumptions depending on the underlying DTMC, one can arrive at a different k .

Let n be the number of vertices in the underlying directed graph G of Markov Chain M and let the density of the graph G be ρ such that G is a sparse graph:

$$\rho = \frac{\text{No. of edges in } G}{n(n-1)} \ll 1.$$

In what follows, we assume that the ρ is uniform across the graph—for any induced subgraph with at least k nodes, the density remains unchanged. Let G' be the underlying directed graph of the flower Markov chain M' . Then by the definition of the flower M' , number of vertices in G' is at most k . Then,

$$\text{No. of edges in } G' = \rho k(k-1) \tag{2}$$

If size of graph G' is k , then $k-1$ vertices are reachable from the initial vertex in G' . Thus, there exists at least k edges in G' ($k-1$ to ensure reachability and 1 to ensure stochastic property of the Markov Chain M'). Thus, the graph G' consists of at most k vertices and at least k edges. Then,

$$\rho k > 1 \tag{3}$$

Thus $\rho k - 1 > 0$. While the Bouquet algorithm calculates the probability of M' satisfying the unbounded until formula using numerical model checking algorithm, statistical model checking algorithm would have to generate multiple traces in M' , for comparable accuracy. We now estimate a lower bound on the number r of unique traces of length L that the SMC algorithm would have to sample. To begin with, note that there exists at least one path connecting all the k states in M' . Further, addition of one edge in G' leads to addition of at least one unique path of length L in M' . Since G' contains $\rho k(k-1)$ edges, then there exists at least $\rho k(k-1) - k + 1$ paths in the M' . Thus,

$$r \geq (\rho k - 1)(k - 1) \quad (4)$$

The cost of identifying and verifying a flower M' of size k using bouquet algorithm is:

$$\text{Cost}_B = O(k^2) + O(k^3) + O(kn) = c_1 k^3 + c_2 k^2 + c_3 kn + c_4 \quad (5)$$

The terms $O(k^2)$ and $O(k^3)$ correspond to the cost for the precomputation steps and matrix multiplication in NMC for a model of size k respectively and $O(kn)$ for reachability search in a sparse graph.

Similarly, if c_s is the cost any statistical model checking algorithm spends on a trace with maximum allowed length, then the computation cost of verifying a flower M' using the SMC algorithm is at most $c_s r$ where r is the number of unique paths.

$$\text{Cost}_S \geq c_s r = c_s (\rho k - 1)(k - 1).$$

Thus, $\text{Cost}_S = c_s (\rho k - 1)(k - 1) + c_5$.

We choose the size of the flower k such that

$$\begin{aligned} \text{Cost}_S &\geq \text{Cost}_B \\ c_s (\rho k - 1)(k - 1) + c_5 &\geq c_1 k^3 + c_2 k^2 + c_3 kn + c_4 \end{aligned}$$

$$c_1 k^3 + (c_2 - c_s \rho) k^2 + (c_3 n + c_s(1 + \rho))k + c_4 - c_s - c_5 \leq 0$$

Substituting with C_1 for $(c_2 - c_s \rho)/c_1$, C_2 for c_3/c_1 , C_3 for $c_s(1 + \rho)/c_1$ and C_4 for $(c_4 - c_s - c_5)/c_1$, we get

$$k^3 + C_1 k^2 + (C_2 n + C_3)k + C_4 \leq 0 \quad (6)$$

Solving, we get $k \approx \sqrt{n}$. Indeed, we use $k = \sqrt{n}$ for the experiments reported in section 4.

It is important to note that if a flower is not encountered, then both statistical algorithms and the bouquet algorithm will end up traversing upto maxPathLength .

3.3 Correctness

We now show that for the same number of samples generated at the starting state of a DTMC M , the Bouquet algorithm is at least as accurate as the SMC algorithm.

Theorem 1. Let $p = \text{Prob}[aUb]$. For $N_B \geq \frac{\ln \frac{2}{\delta}}{2\epsilon^2}$ samples and $\epsilon, \delta > 0$ chosen as in the SMC algorithm, let p' be the approximation computed by the Bouquet algorithm of p . Then, $\text{Prob}[|p - p'| \leq \epsilon] \geq 1 - \delta$.

Proof. Consider the standard SMC algorithm that generates N samples. We argue that for these many samples, the Bouquet algorithm is at least as accurate as the SMC algorithm.

In the context of the Bouquet algorithm, the traces generated by the SMC algorithm can be partitioned into the following classes:

1. Traces that are longer than maxPathLength : both algorithms behave identically.
2. Traces where aUb is evaluated to True or False before the Bouquet algorithm encounters a flower: again, both algorithms behave identically.
3. Traces where the Bouquet algorithm hits a flower that has already been evaluated and annotated: the bouquet algorithm stops and reports the probability. The SMC algorithm continues generation of the sample trace.
4. Traces where the Bouquet algorithm encounters an un-annotated flower F before aUb is evaluated to True or False:

Let the state where the trace encounters the flower be s_F . Then, the Bouquet algorithm calculates $\text{Prob}[aUb]$ exactly for the flower with initial state s_F using NMC. On the other hand, for this fragment of the DTMC, the SMC algorithm approximates $\text{Prob}[aUb]$ as $p_{SMC} = \frac{\sum_r b_{F,r}}{r}$, where r indexes the traces starting at s_F into the flower F , explored by the SMC algorithm. $b_{F,r} = 1$ if the trace r satisfies aUb and 0 otherwise. Please see Fig 3 for an illustrative example.

Since the Bouquet algorithm obtains the exact probability for the flower, while the SMC algorithm approximates it, and the accuracy for all other classes of traces is identical, the accuracy of the Bouquet algorithm is greater than that of the SMC algorithm for N samples. The theorem follows.

Remark 1. A trace in the Bouquet algorithm is of length at most maxPathLength . In a trace, the algorithm performs at every state, with probability $r\text{Prob}$, a reachability test costing $O(k)$, and potentially a numerical model checking procedure (if a flower is encountered), of cost $(NMC)_k$. Thus, with for N_B such samples, the worst case time complexity of the Bouquet algorithm is

$$O(N_B(r\text{Prob}).(\text{maxPathLength}).k.(NMC)_k).$$

In practice, the number N_B turns out to be a fraction of N_s , the number of samples that need to be generated for the same accuracy by the SMC algorithm. Experimental evidence suggests that the running time of the Bouquet algorithm is faster for the same accuracy (please see section 4).

3.4 Savings in I/O Operations

A potential application of this algorithm is in reducing page-swaps while model checking extremely large DTMCs. In what follows we call the fast, solid-state

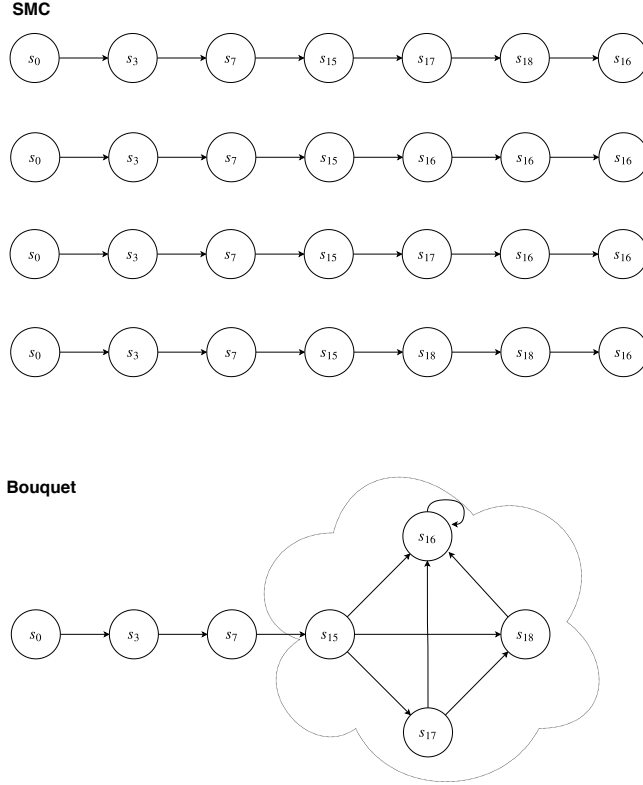


Fig. 3. Trace executions for SMC and Bouquet algorithm. Note that s_{15} is the starting state s_F for the flower.

based memory as *RAM* and slower memory as the *disk*. Suppose the RAM is $O(d^c)$ bits large for some constant c , while the disk is D bits large, where $D \gg d$. Further, suppose the DTMC is so large that the neighborhood of a node occupies $\Omega(d)$ bits, in some representation. Every time a neighbor has to be chosen while generating a sample trace, the entire neighborhood has to be retrieved from the disk to the RAM. Therefore, for a sample of length l , we need to access at least l neighborhoods. For N runs, we need Nl_{avg} disk-RAM I/O operations, where l_{avg} is the average sample length. For a completely annotated DTMC in the Bouquet algorithm, if the number of samples that involve a flower is N' and the average length of the stalk is l'_{avg} , the number of I/O operations for such samples is $N'l'_{avg}$. This results in an average saving of $Nl_{avg} - (N - N')l_{avg} - N'l'_{avg} - k = N'(l_{avg} - l'_{avg}) - k$ I/O operations, where k is the size of the flowers in the DTMC. The k additional I/O transfers are to construct the flower. Since in this discussion we are concerned with I/O

operations, we ignore the overhead of NMC on the flower; we assume that the NMC on the flower takes place in the RAM, which has size $O(d^c)$.

4 Implementation and Results

We implemented the Bouquet algorithm, discussed in Section 3 as a Java tool to compare its performance with standard Numerical and Statistical model checking algorithms. We implemented the algorithm discussed in [2, 7] for numerical model checking module in the bouquet algorithm. The number of samples needed for statistical model checking is calculated using Chernoff-Hoeffding bound [9, 10]. We empirically observed that lesser number of samples are needed for achieving same approximation ϵ and confidence δ using Bouquet algorithm, by a factor of ~ 0.7 . In other words, if SMC algorithms need N_S samples to achieve (ϵ, δ) , Bouquet algorithm needs $N_B \simeq 0.7N_S$ samples.

We take as inputs sparse Markov chains with density ρ and n states. For a fixed value of n and ρ , we randomly generated 20 different Markov chains with varying transition probability matrices. We repeat this for different values of n and ρ . In all the experiments, we use $k = \sqrt{n}$ and $rProb = 0.01$.

We performed two types of experiments using the Bouquet algorithm. First, we take as an input a pre-annotated Markov chain wherein the number of reachable states from each state in a Markov chain M is known beforehand. This saves the bouquet algorithm the cost of computing reachability. For such pre-annotated Markov chains, the computation cost is mainly due to the numerical model checking of the flower Markov chains.

In the second of set of experiments, the Bouquet algorithm calculates the reachability for each state on the fly and stores it for future visits to the state. The computation cost in these experiments is due to finding the number of reachable states as well as from the NMC of flower Markov chains. In these experiments, we observed that the first few samples in Bouquet algorithm are more expensive in comparison to the samples executed towards the end. This is not surprising because more reachability information is available towards the end of simulation.

Figure 4 shows the average time taken by the Bouquet algorithm with and without annotation of the reachability for different number of states in the Markov chain. The density ρ of these graphs is 0.05. We also compare this to the time taken by SMC algorithm. We took 15 batches of 1000 sample runs for the SMC algorithm whereas 700 samples for both versions of Bouquet algorithm. As can be seen, when the graph is annotated completely (either exclusively for this unbounded until query, or due to evaluations of previous queries), the Bouquet algorithm performs better than the SMC algorithm. However, as expected, when the graph is not pre-annotated, it performs slightly worse than SMC.

In the case where reachable states are identified on the fly, the reachability results from verification of one unbounded formula can be directly reused during the verification of another unbounded until formula. This will be useful if the user wants to verify multiple unbounded until formulas for the same system

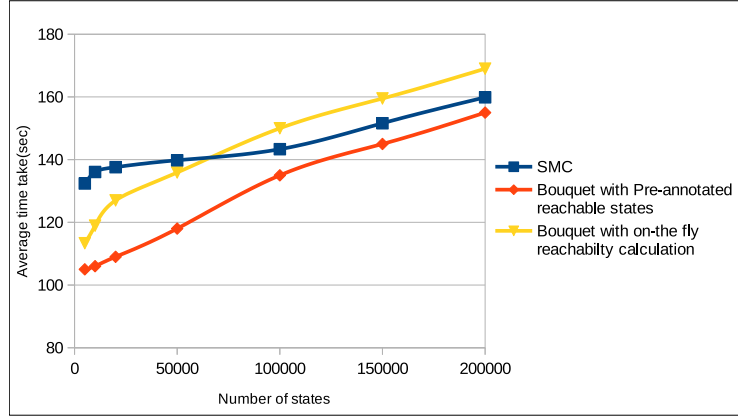


Fig. 4. Comparison of average time taken by different algorithms for density $\rho = 0.05$

over time. Figure 5 shows the comparison of average time taken by the Bouquet algorithm to consecutively verify three different unbounded until formulas on the same model. It is evident from the plot that as the graph gets progressively annotated, the time taken to check the unbounded until formula drops.

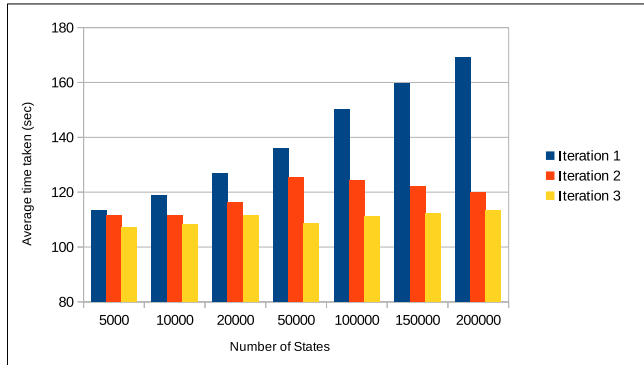


Fig. 5. Average time taken to consecutively verify different unbounded until formulas

We compare the performance of on-the-fly bouquet algorithm with statistical model checking for different values of ϵ , the approximation parameter. Figure 6 shows the results for this experiment. We see that with increase in the desired accuracy, the bouquet algorithm outperforms the statistical model checking algorithm significantly. The reason is that the overhead of additional samples that the SMC algorithm needs to generate for achieving greater accuracy is greater than the numerical model checking cost in the Bouquet algorithm.

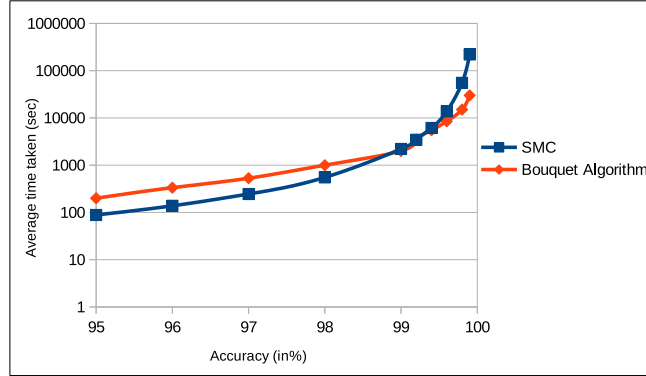


Fig. 6. Accuracy vs Time in Bouquet Algorithm

In the case of fully annotated but dense graphs, the Bouquet algorithm converges to the SMC algorithm, because of the abundance of long sample paths that do not end in small sized flowers. In all cases, however, both SMC and Bouquet algorithms outperform NMC in terms of running time. Indeed, we observed that the performance of Bouquet algorithm where reachability is annotated on the fly improves with the increase in sparsity of the underlying directed graph of the Markov chain. Figure 7 illustrates the average time taken to verify Markov chain with 10^5 states for different densities.

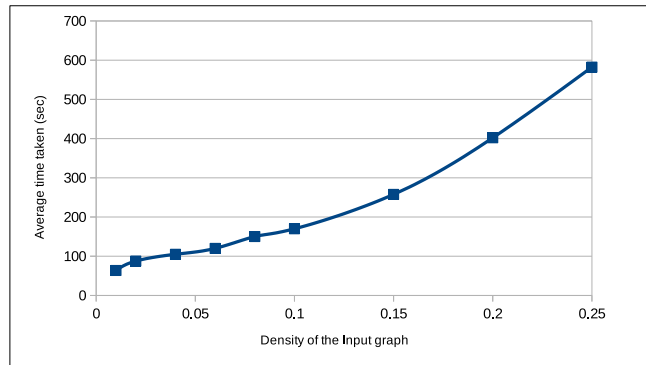


Fig. 7. Average time taken by Bouquet algorithm for varying density ρ

5 Conclusions and Future work

We discussed a new hybrid algorithm for verifying the unbounded until fragment of temporal logics, using numerical and statistical model checking and graph

algorithms and demonstrated its effectiveness on sparse DTMCs. In particular, we give empirical evidence for improved performance of this approach over the standard statistical model checking algorithm.

As we mention in section 3.4, we believe that this technique could be of immense use when we seek to reduce I/O operations for DTMCs explicitly stored on a slow but inexpensive memory. It remains to confirm this conjecture experimentally over different memory architectures. Finally, we plan to integrate this into the PRISM model checker and address practical model checking problems.

References

1. Agha, G., Palmkog, K.: A survey of statistical model checking. *ACM Transactions on Modeling and Computer Simulation (TOMACS)* **28**(1), 6 (2018)
2. Baier, C., Katoen, J.P.: *Principles of Model Checking (Representation and Mind Series)*. The MIT Press (2008)
3. Basu, S., Ghosh, A.P., He, R.: Approximate model checking of pctl involving unbounded path properties. In: *International Conference on Formal Engineering Methods*. pp. 326–346. Springer (2009)
4. Courcoubetis, C., Yannakakis, M.: Verifying temporal properties of finite-state probabilistic programs. In: *[Proceedings 1988] 29th Annual Symposium on Foundations of Computer Science*. pp. 338–345. IEEE (1988)
5. Daca, P., Henzinger, T.A., Křetínský, J., Petrov, T.: Faster statistical model checking for unbounded temporal properties. *ACM Transactions on Computational Logic (TOCL)* **18**(2), 12 (2017)
6. El Rabih, D., Pekergin, N.: Statistical model checking using perfect simulation. In: *International Symposium on Automated Technology for Verification and Analysis*. pp. 120–134. Springer (2009)
7. Hansson, H., Jonsson, B.: A logic for reasoning about time and reliability. *Formal Aspects of Computing* **6**(5), 512–535 (1994). <https://doi.org/10.1007/BF01211866>, <http://dx.doi.org/10.1007/BF01211866>
8. He, R., Jennings, P., Basu, S., Ghosh, A.P., Wu, H.: A bounded statistical approach for model checking of unbounded until properties. In: *Proceedings of the IEEE/ACM international conference on Automated software engineering*. pp. 225–234. ACM (2010)
9. Hérault, T., Lassaigne, R., Magniette, F., Peyronnet, S.: Approximate probabilistic model checking. In: *International Workshop on Verification, Model Checking, and Abstract Interpretation*. pp. 73–84. Springer (2004)
10. Hoeffding, W.: Probability inequalities for sums of bounded random variables. In: *The Collected Works of Wassily Hoeffding*, pp. 409–426. Springer (1994)
11. Lassaigne, R., Peyronnet, S.: Approximate planning and verification for large markov decision processes. *International Journal on Software Tools for Technology Transfer* **17**(4), 457–467 (2015)
12. Nimal, V.: *Statistical approaches for probabilistic model checking*. Ph.D. thesis, University of Oxford (2010)
13. Roohi, N., Viswanathan, M.: Statistical model checking for unbounded until formulas. *International Journal on Software Tools for Technology Transfer* **17**(4), 417–427 (2015)

14. Sen, K., Viswanathan, M., Agha, G.: Statistical model checking of black-box probabilistic systems. In: International Conference on Computer Aided Verification. pp. 202–215. Springer (2004)
15. Sen, K., Viswanathan, M., Agha, G.: On statistical model checking of stochastic systems. In: International Conference on Computer Aided Verification. pp. 266–280. Springer (2005)
16. Younes, H.L.S., Kwiatkowska, M.Z., Norman, G., Parker, D.: Numerical vs. statistical probabilistic model checking: An empirical study. In: Tools and Algorithms for the Construction and Analysis of Systems, 10th Intl. Conf., TACAS 2004, Held as Part of the Joint European Conf.s on Theory and Practice of Software, ETAPS 2004, Barcelona, Spain, March 29 - April 2, 2004, Proc. pp. 46–60 (2004)
17. Younes, H.L.S., Simmons, R.G.: Probabilistic verification of discrete event systems using acceptance sampling. In: Computer Aided Verification, 14th Intl. Conf., CAV 2002, Copenhagen, Denmark, July 27-31, 2002, Proc. pp. 223–235 (2002)
18. Younes, H.L., Clarke, E.M., Zuliani, P.: Statistical verification of probabilistic properties with unbounded until. In: Brazilian Symposium on Formal Methods. pp. 144–160. Springer (2010)