

Construction of a Validated Virtual Embodiment Questionnaire

Daniel Roth*
HCI Group, University of Würzburg

Marc Erich Latoschik†
HCI Group, University of Würzburg

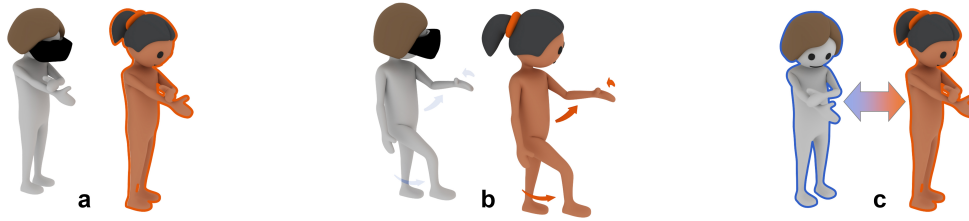


Figure 1: **Factors addressed by the VEQ.** Ownership (a), agency (b), and perceived change in body schema (c). The user is depicted in grey, the virtual avatar is depicted in orange.

ABSTRACT

User embodiment is important for many Virtual Reality (VR) applications, for example, in the context of social interaction, therapy, training, or entertainment. Yet, there is no commonly agreed-on or validated way to empirically measure the perception of embodiment necessary to evaluate this important quality of user experience (UX). We present a virtual embodiment questionnaire (VEQ) to assess components of virtual embodiment in a valid, reliable, and consistent fashion. We reviewed previous literature to identify applicable concepts and items and performed a confirmatory factor analysis on the data of three experiments ($N = 196$). Each experiment modified a distinct simulation property, namely the level of immersion, the level of personalization, and the level of behavioral realism. The analysis confirmed three factors: (1) the ownership of a virtual body, (2) the agency over a virtual body, and (3) the change in the perceived body schema. A fourth study ($N = 22$) further confirmed the reliability and validity of the scale and investigated the impacts of latency jitter of avatar movements presented in the simulation compared to linear latencies and a baseline. We present the final scale and further insights from the studies regarding related constructs.

Index Terms: Human-centered computing—Visualization—Visualization design and evaluation methods

1 INTRODUCTION

User embodiment can be referred to as “the provision of users with appropriate body images so as to represent them to others (and also to themselves)” [7, p.242]. With the availability of consumer grade VR technology it became apparent that virtual embodiment is not only relevant in order to understand cognitive processes. Instead, understanding virtual embodiment has concrete and direct implications for research, design, and development. This understanding is especially relevant for applications that consider therapy [1, 16, 48, 55, 56], entertainment [34, 43, 54], as well as collaboration and social interaction [6, 36, 58]. Previous research did investigate virtual embodiment in various studies. However, a consistent and validated instrument to assess components of virtual embodiment does, to the best of our knowledge, not exist.

1.1 The Demand for a Standardized Measure

Previous studies have adapted measures from originating experiments such as the illusion (RHI) [11], for example individual ques-

tionnaires and displacement measures. Yet, the assessment of concepts such as the virtual body ownership (VBO) is not consistent. Effects are often assessed with single items, which was argued to be problematic [15]. Approaches to cross-validate different measures often failed (see [32, 57] for discussions). According to Boateng et al. [10], the creation of a rigorous scale undergoes three stages: 1) In the *item development stage*, the domain is identified and items are theoretically analyzed regarding their content validity. 2) In the *scale development stage*, questions are pre-tested, and hypothesized factors are explored by covariance analysis (e.g., exploratory factor analysis), along with a consecutive reduction of items to an item pool that remains internally consistent, followed by the factor extraction. In the *scale evaluation phase*, the dimensionality is tested by confirmatory factor analysis and consecutively, the reliability (e.g., Cronbach’s alpha) and validity (i.e., relation to other constructs and measurements) are evaluated.

Gonzalez-Franco and Peck underlined the request for a standardized assessment along with a review of previous assessments [23]. From those, they “identify a set of questions *to be standardized* for future embodiment experiences” which they organize in 6 types of experimental interests (body ownership, agency and motor control, tactile sensations, location of the body, external appearance, and response to external stimuli)”. Their analysis formula “emphasizes the key aspects of embodiment: ownership, agency, and self-location” [32, 50]. In contrast to their theoretical approach, limited to the development stage, we propose a scale that is data driven and generally applicable to manifold embodiment experiments, and proceeded through the stages of rigorous scale development (see also [10, 19]). A scale should be **reliable** (produce repeatable results within and across subjects irrespective of the testing conditions), **valid** (measuring precisely the underlying constructs), **sensitive** (discriminate between multiple outcome levels), and **objective** (shielded from third variable bias) [46, 79].

1.2 Contribution

We present the creation of a valid and consistent measurement instrument to assess three components of virtual embodiment (ownership, agency, and change in perceived body scheme). These components were explored, confirmed, and validated. We investigate the scale performance by exploring its relation to related constructs and previous measures applied, and confirm its validity, reliability, and sensitivity. We further provide insights on the impacts of immersion, avatar personalization, behavioral realism, and latency/latency jitter that were investigated by the experiments. The questionnaire can be applied to manifold VR experiments to assess virtual embodiment.

*e-mail: daniel.roth@uni-wuerzburg.de

†e-mail: marc.latoschik@uni-wuerzburg.de

1.3 Embodiment

Embodiment is a part of self-consciousness and arises through multisensory information processing [21, 39, 41]. Previous literature mainly considered three components of embodiment: 1. A conscious experience of self-identification (body ownership), controlling one's own body movements (agency) [71], and being located at the position of one's body in an environment (self-location) [41]. Research also stresses the importance of the perspective one perceives the world with (first-person perspective) [8, 9].

Body ownership can be described as the experience and allocation of a bodily self as one's own body, as "my body," the particular perception of one's own body as the source of bodily sensations, unique to oneself so that is present in one's mental life [20, 70, 71]. A key instrument in investigations of body ownership is the RHI [11]. The experiment stimulates ownership of an artificial body part in the form of a rubber hand by simultaneous tactile stimulation (visually hidden) of the physical hand combined with a parallel visual stimulation of a rubber hand. Caused by the stimulation, participants start to perceive the rubber hand as part of their body.

Agency, meaning the "experience of oneself as the agent of one's own actions - and not of others' actions" ([17, p. 523,] following [20]) relates to body ownership [13, 71, 72]. Tsakiris, et al. describe agency as "the sense of intending and executing actions, including the feeling of controlling one's own body movements, and, through them, events in the external environment" [71, p. 424].

A psychometric approach to assess levels of embodiment towards a physical body part identified the latent variables of ownership, agency, and **location**. The assessment of location was comprised of items focusing on the coherence between sensation and causation, as well as locational similarities of artificial and physical body part [40].

Previous research showed that bottom-up accounts (multisensory processing and integration) are an important driver [33, 70], and that top-down processes (for example form and appearance matching) at least modulate embodiment [13, 24, 71, 72]. Kilteni, et al. [33] review triggers and preventers of body ownership illusions and summarize that cross-modal stimulation, for example, congruent visuomotor and visuotactile stimulation were found to support ownership illusions. In contrast, incongruencies (thus counter-acting sensorimotor contingencies) hinder ownership illusions. Further, visuoprrioceptive cues, such as perspective shifts or modified distances, as well as semantic modulations, such as body shape and texture or spatial configurations can impact ownership illusions [33].

1.4 Virtual Embodiment

Virtual embodiment was defined as "the physical process that employs the VR hardware and software to substitute a person's body with a virtual one." [66, p.1]. It receives ongoing attention in VR research, for example with regard to avatar hand appearance [2, 27, 30, 60] and full body representations [45, 47, 51, 65, 73]. Following video-based approaches [39], research found that the concept of the RHI also applies to virtual body parts [63], and entire virtual bodies [44, 64, 65]. In such simulations, users are represented by avatars, virtual characters driven by human behavior [5]. According to Slater, et al. [64], the induction time for an artificial body ownership varies between about 11 seconds and 30 minutes [64].

Kilteni, et al. [32] summarize previous findings and confirm three main embodiment components: self-localization, agency, and body ownership. Maselli and Slater [45] investigated factors driving virtual embodiment. Similar to Kilteni, et al. [33] they concluded that bottom-up factors like sensorimotor coherence and, in particular relevant to VR, a first-person perspective, are driving factors. According to the authors, appearance moderates the experience insofar as realistic humanoid textures foster body ownership. To investigate and alternate body perception, VR-based experimentation has made use of virtual mirrors [22], and also fake "physical" semi-immersive mirrors, that rely on *fish tank VR* projections [77], but keep a refer-

Table 1: Proposed items for the generalization and extension.

Ownership

- It felt like the virtual body was my body.
- It felt like the virtual body parts were my body parts.
- The virtual body felt like a human body.
- I had the feeling that the virtual body belonged to another person.*†
- It felt like the virtual body belonged to me.†

Agency

- The movements of the virtual body seemed to be my own movements.
- I enjoyed controlling the virtual body.
- I felt as if I was controlling the movement of the virtual body.
- I felt as if I was causing the movement of the virtual body.
- The movements of the virtual body were synchronous with my own movements.†

Change (in the perceived body schema)

- I had the illusion of owning a different body than my own (body).
- I felt as if the form or appearance of my body changed.
- I felt the need to check if my body really still looked like what I had in mind.
- I had the feeling that the weight of my body changed.
- I had the feeling that the height of my body changed.
- I had the feeling that the width of my body changed.

Note. * Required recoding, † new item.

ence frame to the physical world [38]. Fig. 2 depicts an exemplary setup. Summarizing previous work in the context of VR, key aspects seem to be the degree and the precision with which *appearance*, *behavior*, and *sensory stimulation* are rendered by a user-embodiment interface, and which perspective is presented [22, 33, 44, 45, 73, 74]. Design choices, for example character type, or the realism of replicated appearance and behavior may strongly influence perceptual phenomena of embodiment. Measuring embodiment in a valid way is therefore crucial to VR applications.

2 SCALE CONSTRUCTION

Roth et al. [57] presented proposal to assess embodiment with 13 questions gathered from previous work [3, 11, 18, 22, 31, 40, 44, 49, 52, 65, 68]. A principle component analysis revealed three factors: **acceptance** (covering the aspect of ownership perception), **control** (covering the aspect of agency perception), and **change** (covering the aspect of a perceived change in the own body schema). The latter of which may be especially important for studies that make use of the Proteus effect [80, 81]. The instrument was used in further evaluations ([37, 73]) and showed good reliabilities. In addition to necessary validation and consistency analysis, two down sides can be identified: 1) the measure is strongly constrained to "virtual mirror" scenarios due to the phrasing, and 2) the components are not balanced with regard to the number of items, especially the acceptance component only consists of three statements. We based our scale construction on their work and performed necessary improvements. Regarding the item development, we first generalized the phrasing of the questions to fit generic scenarios. Second, we added questions to balance the component assessment for *ownership* ("It felt like the virtual body belonged to another person" - adapted from [49], "It felt like the virtual body belonged to me.") and *agency* factors ("The movements of the virtual body were in sync with my own movements."), respectively. The items are shown in Tab. 1. For the *scale development* and *scale evaluation*, confirmatory factor analyses (CFAs) were calculated with the data from three studies ($N = 196$) that assessed impacts of particular manipulations hypothesized to affect embodiment. The study results are discussed in detail in Sec. 3.

2.0.1 Confirmatory Factor Analysis

We performed CFAs using R with the lavaan package. The reporting of fit indices is based on the recommendation made by Kline, et al. [35]. As the assumption of multivariate normality was violated,

Table 2: The confirmed embodiment factors (CFA results).

	Ownership	Agency	Change
myBody	.81		
myBodyParts	.73		
human	.53		
belongsToMe	.71		
myMovement		.80	
controlMovements		.70	
causeMovements		.72	
syncMovements		.53	
myBodyChange			.69
echoHeavyLight			.78
echoTallSmall			.48
echoLargeThin			.72

Note. Coefficients represent standardized path coefficients of the CFA. Correlations between factors: Ownership \sim Agency $r = .69$, Ownership \sim Change $r = .17$, Change \sim Agency $r = -.16$.

we conducted a robust maximum likelihood estimation and computed Satorra-Bentler (SB) corrected test statistics (see [14]). A first attempt did not yield an acceptable model fit, and as the modification indices indicated, there were covariations in the error terms of a particular item loading on several factors (“I had the illusion of owning a different body than my own”). Therefore, this item was dropped. A second attempt did yield an acceptable model fit. However, inspection of the modification indices revealed covariations in the error terms of two items loading on several factors (“I had the feeling that the virtual body belonged to another person”, “I enjoyed controlling the virtual body”). Problematic items were thus excluded. Furthermore, items with a factor loading $< .40$ were excluded (“I felt the need to check if my body really still looked like what I had in mind”). A third confirmatory factor analysis with the remaining 16 items yielded a more parsimonious solution with a good model fit, SB $\chi^2 = 52.50$, $df = 51$, $p = .416$, root mean square error of approximation AC(“RMSEA”) = .013, 90% confidence interval of robust root mean square error of approximation [.000; .052], standardized root mean square residual (“SRMR”) = .047, and a robust comparative fit index (“CFI”) = .998. Thus, the obtained solution was deemed acceptable to characterize the dimensionality of virtual embodiment. Tab. 2 depicts the standardized coefficients. The reliabilities for *ownership* ($\alpha = .783$), *agency* ($\alpha = .764$), and *change* ($\alpha = .765$) were acceptable. The resulting scale is depicted in Tab. 3. The scale was assessed in [language]. We consulted a professional service for translation [name].

3 VALIDATION

In the studies, we manipulated individual properties of the simulation that were hypothesized to affect the perceived embodiment, namely immersion (Study 1), personalization (Study 2), and behavioral realism (Study 3). In addition, a fourth independent validation study addressing the agency component by disrupting the avatar control through artificial latency and latency jitter was performed. To assess the scale validity, we investigated correlates to related concepts and compared the scale performance to related instruments. Participants were individually recruited (i.e., the studies were not performed in block testing fashion) through the recruitment system of [institution]. All studies were approved by the ethics committee of [institution].

3.1 Study 1: Impacts of Immersion

Virtual embodiment was previously assessed in immersive HMD-based systems in first and third person perspective (e.g., [65]), and with less immersive L-Shape displays [75], or fake mirror scenarios [38]. Recent work confirmed that visual immersion (i.e., first person perspective and HMD) fosters virtual embodiment [73]. We thus hypothesized that H1.1: *a lower immersive display setup is inferior in inducing virtual embodiment*. According to the previous literature

Table 3: The Resulting Virtual Embodiment Questionnaire (VEQ).

Ownership - Scoring: $([OW1] + [OW2] + [OW3] + [OW4]) / 4$
OW1. myBody It felt like the virtual body was my body.
OW2. myBodyParts It felt like the virtual body parts were my body parts.
OW3. humanness The virtual body felt like a human body.
OW4. belongsToMe It felt like the virtual body belonged to me.
Agency - Scoring: $([AG1] + [AG2] + [AG3] + [AG4]) / 4$
AG1. myMovement The movements of the virtual body felt like they were my movements.
AG2. controlMovements I felt like I was controlling the movements of the virtual body.
AG3. causeMovements I felt like I was causing the movements of the virtual body.
AG4. syncMovements The movements of the virtual body were in sync with my own movements.
Change - Scoring: $([CH1] + [CH2] + [CH3] + [CH4]) / 4$
CH1. myBodyChange I felt like the form or appearance of my own body had changed.
CH2. echoHeavyLight I felt like the weight of my own body had changed.
CH3. echoTallSmall I felt like the size (height) of my own body had changed.
CH4. echoLargeThin I felt like the width of my own body had changed.

Note. Participant instructions: Please read each statement and answer on a 1 to 7 scale indicating how much each statement applied to you during the experiment. There are no right or wrong answers. Please answer spontaneously and intuitively. Scale example: 1–strongly disagree, 4–neither agree nor disagree, 7–strongly agree. A professional service was consulted for the translation (DE-EN)

[61, 62], we also assumed that H1.2: *higher immersion results in higher presence*. The latter was also assessed to investigate the relation between the VEQ factors and presence.

3.1.1 Method

In a one-factor (*Medium*) between-subjects design modifying the level of immersion, participants were either exposed to a fake-mirror projection utilizing fish tank VR [77] in which case the participant had a visual reference to her/his physical body, or an immersive simulation displayed with an HMD, in which case the participant saw their virtual body from a first-person perspective (Fig. 2). To provoke the perception of virtual embodiment, participants asked to perform motions and focus their attention, similar to related experiments [38, 73], as described in the following.

Procedure Fig. 3 shows the study procedure. Participants were welcomed and informed, before the pre-study questionnaire with demographics and media usage was assessed. Participants were then equipped, calibrated, and given time to acclimatize to the simulation. Similar to previous work [38, 73], audio instructions were then presented to the users to induce embodiment with a total duration of 150 s. In these instructions, users were asked to perform actions, meaning to move certain body parts (e.g. “Hold your left arm straight forward with your palm facing down.”), and further focus on the own/the avatar body parts, as well as the body parts of their avatar presented in a virtual mirror. (“Look at your left hand.” [Pause] “Look at the same hand in the reflection.”), followed by a relaxing pose (“Put your arm comfortably back down and look at your reflection.”). The full instructions are described in the supplementary material. Following the exposition, the dependent measures were assessed.



Figure 2: **Apparatus and materials of Study 1: Impact of immersion.** From left to right: The projection condition (the user has a visual reference to the own body), the immersive HMD condition, the female avatar and male avatar used for Study 1.

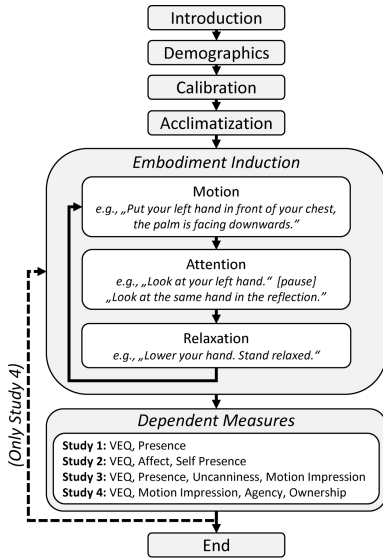


Figure 3: General study procedure.

Apparatus The apparatus is depicted in Fig. 2. We used an OptiTrack Flex 3 tracking system to track the participants body motion. A Unity3D simulation displayed the stimulus via a fake mirror projection or an Oculus Rift CV1 HMD (2160px × 1200px, 90 Hz, 120 degrees diagonal field of view). For the projection, the image was rendered using a fish tank VR [77] approach with off-axis stereoscopic projection [12], and displayed by an Acer H6517ST projector (projection size: sized 1.31 m in height × 1.46 m in width, active stereo, 480px × 1080px per eye). The virtual projection was calibrated to match the physical projection preferences. The virtual camera/tracking point was constrained to the avatar head joint while accounting for distances of the eyes (head-neck model). The baseline motion-to-photon latency was approximated by video measurement and frame counting ([25, 74]) to 77ms for the projection setup, assuming slightly lower values for the HMD setup. In the virtual environment, the participant was placed in a living room. A reference point was presented, as well as a virtual mirror (in the projection condition the projection was the mirror, see Fig. 2). We used avatars created with Autodesk Character Generator (Fig. 2) which were scaled (uniform) according to the participant’s height.

Measures We assessed the VEQ (Cronbach’s $\alpha \geq .751$) and the igroup presence questionnaire (IPQ) [59], which was adapted to fit the presented scenario. The IPQ adaptation assessed *general presence* (“In the computer-generated world, I had a sense of ‘being there’”), *spatial presence* (e.g., “I did not feel present in the virtual space”; $\alpha = .786$), *involvement* (e.g., “I was not aware of my real environment”; $\alpha = .851$), and *realness* (e.g., “How real did the virtual world seem to you?”; $\alpha = .672$). The responses were given using a 7-point Likert-type scale (see original source for the anchors).

Table 4: Significant Bivariate Pearson Correlations(r) – Study 1.

	AG	CH	GP	SP	IN	RE
Ownership	.46**		.36*	.34*		.42**
Change			.30*			
GP				.75**	.59**	.53**
SP					.63**	.40**

Note. * $p < .05$; ** $p < .01$. AG Agency, CH Change, GP General Presence, SP Spatial Presence, IN Involvement, RE Realness.

Further assessments (e.g., sickness) are not subject of the current reporting due to page limitation. No severe sickness effects occurred.

Participants We excluded participants when problems or severe tracking errors were noted. The final sample consisted of $N = 50$ participants (32 females, 18 males, $M_{age} = 22.18$, $SD_{age} = 2.83$). Of those, 49 participants were students, and 46 participants had previous experience with VR technologies. The sample was equally distributed (25 per condition).

3.1.2 Results

Comparisons T-tests were conducted for each individual measure. The VEQ factors were aggregated according to the scoring depicted in Tab. 3. In the case of unequal variances (Levene-test), corrected values are reported (Welch-test). The perceived *change* in body schema was significantly different between the projection condition ($M = 2.61$, $SD = 1.46$) and the HMD condition ($M = 3.40$, $SD = 1.31$; $t(48) = -2.013$, $p = .0498$, $d = 0.61$). As expected, the HMD condition resulted in a stronger perception of perceived change. Neither ownership (Projection: $M = 4.81$, $SD = 0.86$; HMD: $M = 4.71$, $SD = 1.22$) nor agency (Projection: $M = 6.30$, $SD = 0.51$; HMD: $M = 6.18$, $SD = 0.72$) showed a significant difference ($ps \geq .497$). With regard to the IPQ presence measures, we found a significant difference with general presence between the projection condition ($M = 3.88$, $SD = 1.45$) and the HMD condition ($M = 5.32$, $SD = 0.99$); $t(42.30) = -4.098$, $p < .001$, $d = 1.16$. This effect was substantiated by a significant difference in the spatial presence measure between the projection condition ($M = 3.88$, $SD = 1.32$) and the HMD condition ($M = 5.03$, $SD = 1.19$); $t(48) = -3.218$, $p = .002$, $d = 1.19$, as well as for the involvement measure between the projection condition ($M = 3.45$, $SD = 1.28$) and the HMD condition ($M = 5.44$, $SD = 1.18$); $t(48) = -5.712$, $p < .001$, $d = 1.62$. There was no significant difference in the realness measure $t(48) = -0.388$, $p = .70$.

Correlations We calculated bivariate Pearson correlations. Tab. 4 depicts the results. We found significant correlations between the *ownership* and *agency*, as well as between the ownership and the general presence, spatial presence, and realness. The *change* factor significantly correlated with the general presence assessment. Further, we found correlations within the presence measures.

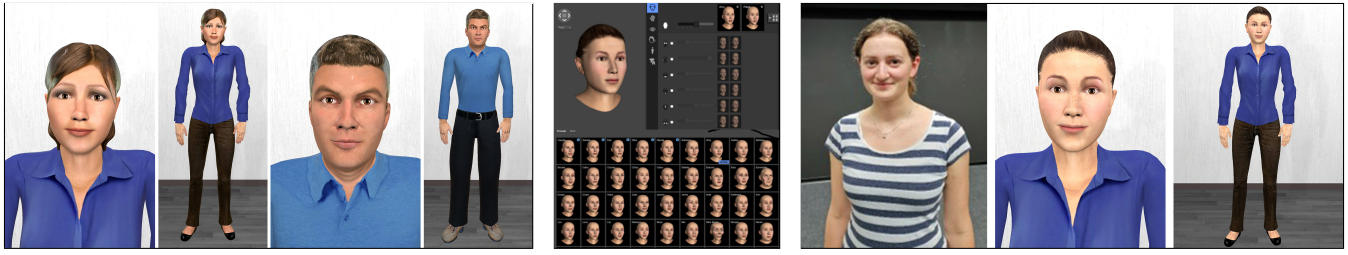


Figure 4: **Apparatus for Study 2.** *Left:* Generic characters (used in Study 2, 3, and 4). *Center:* Character generator tool. *Right:* Personalization example female.

3.1.3 Discussion

The significantly higher perception in perceived *change* of the own body schema substantiate previous findings that showed that a higher immersion positively impacts embodiment (H1.1). While Waltemate, et al. [73] also found impacts toward the ownership over a virtual body, our scale picked up that the first person perspective HMD simulation specifically affected the perceived change of the own body scheme. We interpret this as a result of the presence of a reference to the physical body in the projection condition, and an absence of such in the HMD condition. This indicates a more sensitive pinpointing of this effect by the VEQ. This is confirmed by the expected correlations between *ownership* and *agency* as suggested in prior literature, and an absence of correlations of these components with *change*. Despite relatively high ratings for agency, and above scale mean ratings for ownership, these factors were not significantly impacted.

Supporting H1.2, several presence dimensions were significantly affected by the manipulation. The HMD condition resulted in greater presence. In addition, we found positive relations between the VEQ and presence measures. *Ownership* correlated with general presence, spatial presence, and realness, whereas the change factor correlated only to the general presence assessment. We could therefore assume that presence and embodiment positively interact. However, we cannot provide any insights with regard to the causality on the basis of the analysis. We conclude that immersion is a driving factor for embodiment with regard to the fostering of the perceived *change* in the own body scheme, as more immersive HMD-driven simulations allow for the perception of the virtual body from a first person perspective without a physical body reference.

3.2 Study 2: User-Performed Personalization

Previous research investigated the use of photogrammetric avatars and found that personalization can affect the identity with [42], and the ownership over a virtual body [30,38,73]. Based on these results, we hypothesized that H2.1: *Personalization increases the preception of ownership over a virtual body.* However, whether this assumption holds true using avatar creation tools instead of photogrammetric scanning is an open question and the topic of Study 2.

3.2.1 Method

In a one-factor (*Personalization*) between-subjects design we compared the embodiment with a generic avatar from a character creation tool to a character created by the participant with the same tool. Participants were either represented as a gender-matched generic avatar (caucasian—as we expected a caucasian sample), or by a personalized avatar they created as a representation of themselves (see Fig. 4).

Procedure The procedure followed the general study procedure (Fig. 3). Participants were welcomed and informed, before the pre-study questionnaire was assessed. Participants were then asked to create an avatar (personalized condition) or to inspect the generic avatar (generic avatar condition). In the personalized condition, participants were taught the avatar generator software and provided with help. Participants were permitted to modify the virtual character’s body measures, facial appearance, and hair style in 15

minutes preparation time. The clothing was kept similar in both conditions. Followed by the avatar creation/inspection, a similarity measure was assessed. Participants were then calibrated and had time to acclimatize to the simulation. Similar to Study 1, audio instructions asking participants to perform movements and focus on body parts were used for the embodiment exposition. In addition to the instructions of Study 1, the participants were specifically instructed to pay attention to features of the character’s appearance (e.g., “Look at the eyes of mirrored self”, “Look at the mouth of mirrored-self”, “Turn 90 degrees and look at the mirrored self from the side”). The instructions lasted for 180 seconds and are described in detail in the supplementary material.

Apparatus The apparatus consisted of the similar setup as the HMD-based setup of Study 1, except that a FOVE 0 HMD (2560px × 1440px, 70 Hz, 100 degrees field of view) was used as display.

Measures We measured demographic variables, the VEQ ($\alpha \geq .744$), and affect using the PANAS scale in the short form [69] (PA: $\alpha = .840$; NA $\alpha = .319$ - dropped from analyses). As we expected that personalization may also have an impact on self-presence, we assessed self-presence with the questionnaire from Ratan and Hasler [53], adapted to fit the context of the study (Items removed: “To what extent does your avatars profile info represent some aspect of your personal identity?”, and “To what extent does your avatars name represent some aspect of your personal identity?”). Proto self-presence ($\alpha = .781$) was assessed with items such as “How much do you feel like your avatar is an extension of your body within the virtual environment?”. Core self-presence ($\alpha = .838$) was assessed with items such as “When arousing events would happen to your avatar, to what extent do you feel aroused?”. Extended self-presence ($\alpha = .661$) was assessed with items like “To what extent is your avatars gender related to some aspect of your personal identity?” (see [53]). To control for the manipulation, we measured the perceived similarity toward the avatar (generic or personalized) before the exposure (desktop monitor), and after the exposure (reflecting the experience): “Please rate how much the virtual character is similar to you on the following scale, where 1 equals no similarity and 11 equals a digital twin.” Further measures such as sickness and humanness are not part of the present discussion. No severe sickness effects occurred.

Participants We excluded participants when problems or severe tracking errors were noted. The final sample consisted of $N = 48$ participants (generic avatar: $N = 25$, personalized avatar: $N = 23$. 27 female, 21 male, $M_{age} = 21.64$, $SD_{age} = 2.25$). All 48 participants were students, and 45 participants had previous experience with VR.

3.2.2 Results

Comparisons T-tests did not reveal significant differences for the VEQ factors. Mean values for ownership were higher in the personalized condition ($M = 4.85$, $SD = 0.84$) compared to the generic condition ($M = 4.36$, $SD = 1.26$), but not to a significant level ($p = 1.24$). Similar images appeared regarding agency (personalized: $M = 6.11$, $SD = 0.56$; generic: $M = 5.84$, $SD = 0.79$), and change (personalized: $M = 3.55$, $SD = 1.53$; generic: $M = 2.97$,

Table 5: Significant Bivariate Pearson Correlations (r) – Study 2.

	AG	CH	PSP	CSP	PA	SPre	SPo
OW	.51**	.37**	.70**				.33*
AG			.65**	.35*	.43**		.31*
CH			.30*				
PSP				.37*	.33*		.43**
ESP				.40**		.36*	.32*
CSP					.31*		.43**
PA						.35*	.31*
SPre							.44**

Note. * $p < .05$; ** $p < .01$. OW ownership, AG agency, CH change, PSP proto self-presence, CSP core self-presence, PA positive affect, SPre similarity pre exposure, SPo similarity post exposure.

$SD = 1.29$); $ps \geq 1.59$. We found a significantly higher positive affect for the personalized avatar condition ($M = 3.64$, $SD = 0.68$) compared to the generic avatar condition ($M = 3.14$, $SD = 0.64$; $t(46) = 2.655$, $p = .011$, $d = 0.75$). We found a significant effect for proto-self-presence, showing higher ratings for the personalized avatar condition ($M = 3.59$, $SD = 0.67$) as compared to the generic avatar condition ($M = 3.04$, $SD = 0.81$; $t(46) = 2.528$, $p = .015$, $d = 0.734$). The perceived pre-exposure similarity with the virtual character was higher for the personalized condition ($M = 5.30$, $SD = 1.71$) compared to the generic condition ($M = 4.64$, $SD = 1.79$), but not to a significant level. In the post exposure measurement, these differences almost equalized (personalized: $M = 5.13$, $SD = 1.71$; generic: $M = 5.16$, $SD = 2.04$).

Correlations Bivariate Pearson correlations are presented in Tab. 5. The *ownership* factor correlated with *agency* and *change*. Both *agency* and *ownership* correlated with the post-exposure similarity measure, whereas the *change* factor did not. All embodiment factors correlated with the proto-self-presence measure. Interestingly, the *agency* factor correlated with a perceived positive affect.

3.2.3 Discussion

In contrast to our assumption and previous work considering scanning approaches for personalization [38, 73] we did not find evidence for H2.1, as the personalization procedure did not significantly effect ownership, nor other VEQ factors. One interpretation is that mere self-performed personalization does not provoke ownership to a strong degree, in contrast to actual replica (photo-based models), which is partially supported by the post-exposure similarity measure. The results are limited by the fact that for the participants clothing was not personalized and that the creation was limited in time as well as skillset of the participants in the software. Yet, the manipulation did effect the perception, as participants perceived higher self-presence in the simulation. We found a positive association between the post-exposure similarity measure and both, *ownership* and *agency*, confirming their relation. The correlations between the VEQ factors and the self-presence measures point at a relationship between embodiment and the perception presence, potentially feelings and impressions that may be evoked by simulation events when controlling an avatar.

We conclude that the character generator based personalization procedure used in this study did not evoke significantly higher levels in the perceived embodiment, contrasting the results for photogrammetric personalization. Further, the study showed that covariance is shared between aspects of self-presence and embodiment.

3.3 Study 3: Behavioral Realism

A comparison of different degrees of behavioral realism and the impact on the virtual embodiment has, to our knowledge, not been investigated. As agency specifically relates to controlling one’s own movements [71], we hypothesized that H3.1: *Increased behavioral realism increases the perceived agency over a virtual body.*

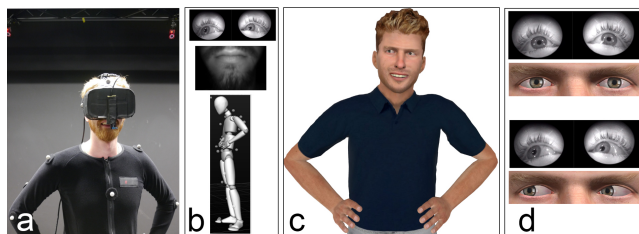


Figure 5: **Sensing and replication (Study 3)** Left to right: participant, sensory data (example images), replication, gaze detail example. The avatars that were used in the study are depicted in Fig. 4.

3.3.1 Method

In a two-factor (*Facial Expressions, Gaze*) between-subjects design, we evaluated the impact of behavioral realism. Participants were represented by generic avatars (see Fig. 4, top) and randomly assigned to one of four conditions: body motion only (*BO*), body and facial motion replication (*BF*), body and gaze motion replication (*BG*), and body, gaze, and face motion replication (*BFG*).

Procedure The procedure followed the general procedure (Fig. 3). Participants were welcomed and informed, before we assessed the pre-study questionnaire. Participants were then calibrated and had time to acclimatize. The following audio instructions asked participants to perform bodily movements and focus on body parts. In Study 3, the participants were specifically instructed to move closer to another marking in front of the mirror, and let their gaze wander to specific focus points, trying to ensure an influence in perception of the manipulation (e.g., “Fixate on the left eye of your mirrored-self”, “Fixate the right ear of your mirrored-self” etc.). For the facial expressions, we asked participants to perform certain expressions (e.g., “Open and close your mouth”, “try to express happiness by smiling at your mirrored-self,” etc.). The instructions lasted for 219 seconds and are described in the supplementary material. After the exposure, we assessed the dependent measures.

Apparatus We used the apparatus and generic avatars as in Study 2, and included the tracking of the participant’s gaze using the FOVE 0’s eye tracking system as well as facial expression tracking performed by a BinaryVR Dev Kit V1. Combining the two individual eye vectors, the FOVE integration calculates the intersection point to estimate the convergence point in the virtual scene, which is the approximate focus point of the user [78]. From this position, we recalculated the eyeball rotation. The BinaryVR Dev Kit was used to gather information about lower facial deformation. The 3D septh-sensing device Pico Flexx (up to 45 Hz) was affixed to the HMDs. Its 2D and depth images were processed by the BinaryVR Dev Kit to generate facial deformation parameters [29, 82]. Tracked expression parameters were mapped to blendshapes which included, for example, jaw open, and smile. The body tracking, facial expression, and gaze data was fused in the simulation to drive the avatar model (see Fig. 5).

Measures We assessed the VEQ ($\alpha_s \geq .732$), a rating of the avatar assessing humanness, eeriness, and attractiveness ($\alpha_s \geq .688$) [26], the adapted self-presence measures previously applied in Study 2 ($\alpha_s \geq .645$) [53] as well as positive and negative affect ($\alpha_s \geq .674$) [28, 69]. We further asked the participants how real, how natural, and how synchronous the movement (motion behavior) of the avatar appeared to them: “The movements were realistic,” “The movements were naturalistic,” “The movements were in synchrony to my own movements” (1–strongly disagree, 4–neither agree nor disagree, 7–strongly agree). Further measures were excluded due to page limitations. No severe sickness effects occurred.

Participants We excluded participants when problems or severe tracking errors were noted. The final sample for the analysis consisted of $N = 70$ participants (46 female, 24 male, $M_{age} = 21.3$,

$SD_{age} = 1.82$, all students), of which 65 had previous VR experience. 17 participants were assigned to the *BO* condition, 18 to *BF*, 18 to *BG*, and 17 to *BFG*.

3.3.2 Results

Comparisons We calculated two-factor (gaze, facial expression) ANOVAs. While the *BFG* condition was rated highest in ownership (M s between 4.27 and 4.68) and highest in control (M s between 5.65 and 5.99), none of the VEQ factors showed a significant effect. We found a significant effect of gaze on the perceived humanness; $F(1, 66) = 7.826, p = .007, \eta_p^2 = .106$, indicating that the perceived humanness was higher in the conditions with enabled gaze tracking and replication ($M = 3.07, SD = 0.78$) compared to the conditions with disabled gaze tracking and replication ($M = 2.60, SD = 0.60$). No further significant effects were observed.

3.3.3 Discussion

We could not find supporting evidence for H1.3. An increased behavior realism did not significantly impact the perceived embodiment. The integration of gaze replication did result in a greater perception of humanness. With regard to the perceived agency, we interpret that the facial expression and gaze replication did not have a strong influence in comparison to body movement, which was always present and represents greater motion dynamics, and arguably evokes a stronger visual stimulation. Future research should investigate body movement as an additional manipulation factor. A few limitations arise. The detection of facial and gaze behavior was limited by the visual resolution of the display. However, the participants stood especially close (about 50 cm) to the virtual mirror during parts of the induction phase. Third, the induction phase might have been too short for some participants, and as a result, the time spent on the gaze and facial expression interaction might not have been sufficient.

3.4 Study 4: Latency and Latency Jitter

In an independent fourth study, we further validated the scale, specifically targeting the agency factor. Previous work suggested that latency negatively impacts virtual embodiment [76]. We thus hypothesized that H4.1: *Latency negatively impacts components of virtual embodiment*. While linear latencies were subject to prior investigations [76], the impact of latency jitter is not assessed.

3.4.1 Method

In a one-factor (*Latency Level*) repeated-measures design, we evaluated the impact of latency and latency jitter, meaning the non-periodic spontaneous peaks of latency, on the perception of the factors of the VEQ. Participants were exposed to four conditions of delayed and jitter-delayed simulation display (baseline 'LB', small latency 'LS', large latency 'LL', latency jitter 'LJ').

Procedure The procedure followed the procedure depicted in Fig. 3 in repeated fashion. We welcomed participants and informed them, before assessing the pre-study questionnaire. The exposure conditions were then presented to the participants in randomized order. In each trial, the participants were calibrated, exposed to the simulation and induction, followed by an assessment of the dependent measures. In the audio instructions, the participants were specifically instructed to perform more rapid and fluid movements (e.g., "Raise your left arm in moderate speed in front of you, and lower it back down next to your hip. Repeat this movement ten times, and focus on your arm while doing so"). The complete audio instructions are described in the supplementary material. The instructions lasted for 282 seconds.

Apparatus We used a similar apparatus Study 2. By buffering the tracking input data from the motion tracking system, artificial delays were introduced into the simulation by buffering and delaying the replication of the body motion tracking data. We prevented

biasing sickness effects and *only influenced the delay of the body movements, but did not influence the delay of the virtual camera (head movements, respectively)*, which therefore transformed according to the raw system delay without further modifications. Thus, the body motion was delayed, whereas the camera/head pose was not. We adapted the procedure described by Stauffert et al., [67] to introduce latency jitter, which uses a stochastic model for latency distribution, introducing high latency spikes into the simulation. Motion-to-photon latency of the resulting simulations was approximated by video frame counting (Canon, 1000 Hz). The measures resulted in $M = 90.12$ ms ($SD = 16.14$ ms) for the simulation baseline L_B , $M = 206.93$ ms ($SD = 16.47$ ms) for the small delay L_S , $M = 353.07$ ms ($SD = 15.38$ ms) for the larger delay L_L , and $M = 102.58$ ms ($SD = 49.71$ ms) for L_J . L_B , L_S , and L_L were measured with $N = 60$ samples (see Fig. 6). Despite measuring $N = 165$ repetitions in the jitter condition L_J , the resulting mean and SD may not accurately reflect the induced jitter, due to some spikes that could not be captured using the motion-apex measurement applied. Users were embodied with the generic avatars (see Fig. 4).

Measures We assessed the VEQ ($\alpha_s \geq .771$) and performed a comparison to the questionnaire developed for physical experiments from Kalkert and Ehrsson (KE) [31] (partly adapted from [40]), that measures ownership ($\alpha_s \geq .801$), ownership control ($\alpha_s \geq .655$), agency ($\alpha_s \geq .636$), and agency control (α_s between .239 and .563) with a 7-point Likert type scale (1–strongly disagree, 4–neither agree nor disagree, 7–strongly agree). Questioning was adapted to fit the scenario (e.g., "The rubber hand moved just like I wanted it to, as if it was obeying my will" = "The virtual body moved just like I wanted it to, as if it was obeying my will"). As manipulation control, we asked how realistic, natural, and synchronous the movements of the avatar appeared to the participants: "The movements were realistic," "The movements were naturalistic," "The movements were in synchrony to my own movements" (1–strongly disagree, 4–neither agree nor disagree, 7–strongly agree). Further measures were not part of the present discussion. No severe sickness effects occurred.

Participants We excluded participants when problems or severe tracking errors occurred. The final sample consisted of $N = 22$ participants (17 female, 5 male, $M_{age} = 21.77, SD_{age} = 3.62$, 22 students), of which 21 had previous experience with VR.

3.4.2 Results

Comparisons We calculated repeated measures ANOVAs for each dependent variable. Where the assumption of sphericity was violated, we report Greenhouse–Geisser corrected values. Fig. 6 depicts the descriptive results. We found a significant main effect for *ownership*; $F(3, 63) = 3.57, p = .024, \eta_p^2 = .138$. Similarly, *agency* measure was affected; $F(1.741, 63.553) = 7.50, p = .003, \eta_p^2 = .263$. No significant impacts were observed for *change*. We did not observe any significant effect in the agency and ownership measures of the scale adapted from Kalkert and Ehrsson (KE) [31]. The synchronicity assessment showed a significant main effect $F(1.905, 40.005) = 7.077, p = .003, \eta_p^2 = .252$. In contrast, neither the realism, nor the naturalness of behavior showed a significant main effect. The strongest linear latency injection (LL) yielded to the lowest scoring of ownership and agency (see Fig. 6). The jitter condition was similarly affected, but resulted in significantly better ratings than the condition with a largest latency injection. The lower level linear latency (LS) had comparable results to the jitter-injected condition. In a similar manner, the synchronicity ratings were affected (see Fig. 6).

Correlations Calculated Pearson correlations are depicted in Tab. 6. The synchronicity assessment showed large correlations with the *agency* factor of the VEQ and the agency factor of the scale from KE [31]. Furthermore, synchronicity showed a medium to large correlation with the *ownership* factor, and the KE ownership

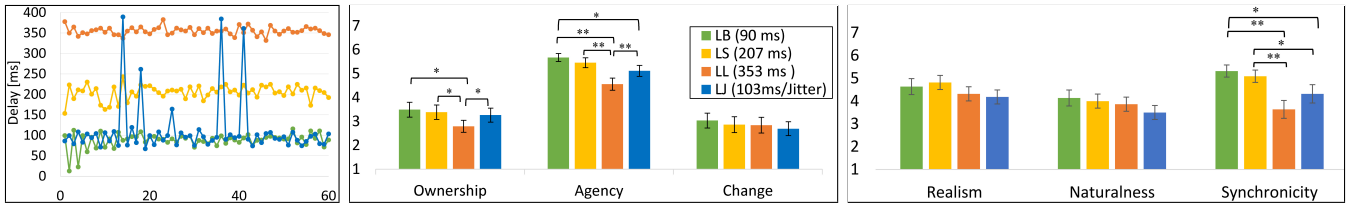


Figure 6: **Latency manipulation and resulting impacts.** *Top:* 60 sample measures of the induced latency assessed by frame counting. *Bottom:* Descriptive results of the VEQ assessment. *Note.* Error bars denote standard errors. *** $p < .001$; ** $p < .01$; * $p < .05$.

Table 6: Significant Bivariate Pearson Correlations – Study 4.

	OW	AG	CH	AG KE	AC KE	OW KE	OC KE
MR L_B		.58**		.71**			
MR L_S	.48*	.50*		.67**			
MR L_L		.49*					
MR L_J	.53*	.68**		.68**		.49*	
MN L_B	.45*	.51*		.55**			
MN L_S	.49*						
MN L_L							.45*
MN L_J	.66**	.46*		.43*		.59**	.60**
MS L_B		.57**		.80**			
MS L_S	.61**	.66**		.54**		.44*	.50*
MS L_L	.47*	.80**		.66**		.62**	
MS L_J	.59**	.77**		.55**		.61**	.45*
OW L_B		.48*			.52*	.84**	.71**
OW L_S		.53*			.50*	.88**	.72**
OW L_L		.44*				.90**	.62**
OW L_J		.56**				.93**	.67**
AG L_B				.74**			
AG L_S				.71**		.47*	
AG L_L				.83**		.58**	
AG L_J				.79**		.53*	
CH L_S					.48*		

Note. * $p < .05$; ** $p < .01$; MR movement realism, MN movement naturalism, MS movement synchronicity, OW ownership, AG agency, CH change; Comparison measures: AGKE agency, ACKE agency control, OWKE ownership, OCKE ownership control, KE adapted from [31].

factor. In turn, *ownership* showed medium to large correlations with *agency*, and a large correlation with ownership (KE) and ownership control (KE) across all measures. Interestingly, we did not find stable correlations between the perceived naturalness, synchronicity, and realism of the movement, providing room for further discussion.

3.4.3 Discussion

Our results support H4.1, that embodiment is negatively affected by simulation delays. The descriptive results reveal that a jitter (in the applied spectrum) can result in a decreased perception of *ownership* and *agency* compared to a total latency of approximately 207 ms. Yet, total delay of about 353 ms performed worse than the jitter condition, which quantifies the impact of jitter to some extent. The correlations confirmed that the VEQ picks up modifications in movement synchronicity. While we found expected correlations between the *agency* factor and the additionally assessed *agency* (KE) and *ownership* (KE) measures, variance analysis revealed that the VEQ showed *greater sensitivity* in the present scenario. This may result from the fact that the (KE) questions were developed for RHI (i.e., physical world body part) scenarios. While the results confirm expected correlations between *ownership* and *agency*, we could show that the *change* factor was not affected by modifications in the motion dimension, and thus the VEQ validly discriminates the factors to this regard. One limitation is that the agency control measure adapted from the (KE) questionnaire had overall low reliabilities, which is in turn a further argument for our proposal. In conclu-

sion, we found significant impacts of latency/jitter on ownership and agency, and could further quantify the impact of jitter.

4 GENERAL DISCUSSION AND CONCLUSION

In this paper, we constructed a validated virtual embodiment questionnaire (VEQ) through rigorous scale development. In contrast to related approaches [23], our scale is not merely of theoretical nature but instead its factors are statistically confirmed. The CFA confirmed the previously explored factor of the change in the perceived body schema [57], that could especially be relevant for VR applications in the context of therapy and disorder treatment, as we assume it is a potential predecessor of the Proteus effect [80]. Regarding its performance, acceptable to good **reliabilities** were confirmed by analyses of Cronbach’s α throughout all studies. In contrast to previous component identifications [40], our scale focuses on virtual experiences. Further, our instrument showed higher *sensitivity* to manipulations compared to a previous scale constructions [31] that aimed at assessing physical world rubber hand like experiments.

The VEQ also reacted **valid and sensitive** in the regard that we could confirm and further specify the impact of immersion: immersion does specifically address the perception of a perceived change in the own body schema. In addition, compared to related measures for physical world experiments (KE) [31], the VEQ reacted more **sensitive** to performed latency manipulations.

We further showed that the proposed measure to part correlates with related constructs of presence or self-presence but discriminates those from virtual embodiment components. By investigating internal correlations of the VEQ, we could also confirm a correlation between agency and ownership as mentioned in previous works (e.g., [13, 71]). The *change* component assessing the perceived change of the own body schema seems to be separable, to most regard. We interpret the confirmation of this component to be specifically relevant for VR. We confirmed that immersion (first person perspective and HMD display) is a driver of this component, and thus desktop games or simulations or third person VR simulations may not evoke this perception.

Some limitations arise. In contrast to the scale dimensions suggested by Gonzalez-Franco and Peck, the scale does not include “location of the body”, “external appearance” or “response to external stimuli”, which may be subject of further extensions. However, as also noted by Gonzalez-Franco and Peck [23] and reviewed in Sec. 1, the previous literature topics body ownership, agency, and self-location in the context of embodiment (e.g. [8, 9, 31, 32, 45, 50]). To this regard the EFA by Roth, et al. [57] and CFA of the present work statistically identified and confirmed a third component, change. Yet, the scale lacks of the assessment of self-location. The initial and updated questioning did not strictly concentrate on this factor. We argue that disturbed self-location (self-localization) is a factor typically present with disorders (paroxysmal illusions) evoking disrupted body perception, such as heautoscopy, out-of-body experiences, or autoscopic hallucinations (see [13, 41]). While self-location discrepancies can be assessed in physical experiments [11] or out-of-body experiences [4], it is typically not the goal of immersive VR simulations to evoke such effects. Rather to accurately replicate location, first-person perspective, and behavior. Self-location may therefore be subject to future extensions or alternatively assessed

with implicit measures, such as displacement measures [11]. Further, our findings are limited by the applied scenarios and the collected sample form and size. Future work should consequently assess the reliability of the VEQ, along with its application to different (non-mirror) scenarios such as user-embodiment games, and more abstract avatar types varying form and appearance. To this regard, we can only assume that the measure is **objective** (i.e., shielded from third party bias) on the basis of our results. The questionnaire is available at [url] in [languages], the simulation codes are available upon request.

REFERENCES

- [1] P. L. Anderson, M. Price, S. M. Edwards, M. A. Obasaju, S. K. Schmertz, E. Zimand, and M. R. Calamaras. Virtual reality exposure therapy for social anxiety disorder: A randomized controlled trial. 81(5):751, 2013. doi: 10.1037/a0033559
- [2] F. Argelaguet, L. Hoyet, M. Trico, and A. Lécuyer. The role of interaction in virtual embodiment: Effects of the virtual hand representation. In *2016 IEEE Virtual Reality (VR)*, pp. 3–10. IEEE, 2016. doi: 10.1109/VR.2016.7504682
- [3] K. C. Armel and V. S. Ramachandran. Projecting sensations to external objects: evidence from skin conductance response. *Proceedings of the Royal Society of London. Series B: Biological Sciences*, 270(1523):1499–1506, 2003.
- [4] L. Aymerich-Franch, D. Petit, G. Ganesh, and A. Kheddar. Embodiment of a humanoid robot is preserved during partial and delayed control. In *2015 IEEE International Workshop on Advanced Robotics and Its Social Impacts*, 2015. doi: 10.1109/ARSO.2015.7428218
- [5] J. N. Bailenson and J. Blascovich. Avatars, 2004.
- [6] S. Beck, A. Kunert, A. Kulik, and B. Fröhlich. Immersive group-to-group telepresence. 19(4):616–625, 2013. doi: 10.1109/TVCG.2013.33
- [7] S. Benford, J. Bowers, L. E. Fahlén, C. Greenhalgh, and D. Snowdon. User embodiment in collaborative virtual environments. In *Proceedings of the SIGCHI Conference on Human Factors in Computing Systems*, pp. 242–249. ACM Press/Addison-Wesley Publishing Co., 1995. doi: 10.1145/223904.223935
- [8] O. Blanke. Multisensory brain mechanisms of bodily self-consciousness. 13(8):556, 2012. doi: 10/gddnh3
- [9] O. Blanke and T. Metzinger. Full-body illusions and minimal phenomenal selfhood. 13(1):7–13, 2009. doi: 10.1016/j.tics.2008.10.003
- [10] G. O. Boateng, T. B. Neilands, E. A. Frongillo, H. R. Melgar-Quionez, and S. L. Young. Best practices for developing and validating scales for health, social, and behavioral research: A primer. *Frontiers in Public Health*, 6:149, 2018. doi: 10.3389/fpubh.2018.00149
- [11] M. Botvinick and J. Cohen. Rubber hands’ feel’ touch that eyes see. 391(6669):756–756, 1998. doi: 10.1038/35784
- [12] P. Bourke. Calculating Stereo Pairs, 1999.
- [13] N. Braun, S. Debener, N. Sychala, E. Bongartz, P. Sorös, H. H. O. Müller, and A. Philipsen. The senses of agency and ownership: A review. 9:535, 2018. doi: 10.3389/fpsyg.2018.00535
- [14] T. A. Brown. *Confirmatory Factor Analysis for Applied Research*. Guilford Publications, 2014.
- [15] J. Carifio and R. J. Perla. Ten common misunderstandings, misconceptions, persistent myths and urban legends about Likert scales and Likert response formats and their antidotes. 3(3):106–116, 2007.
- [16] M. Dallaire-Côté, P. Charbonneau, S. S.-P. Côté, R. Aissaoui, and D. R. Labbe. Animated self-avatars for motor rehabilitation applications that are biomechanically accurate, low-latency and easy to use. In *Virtual Reality (VR), 2016 IEEE*, pp. 167–168. IEEE, 2016. doi: 10.1109/VR.2016.7504706
- [17] N. David, A. Newen, and K. Vokeley. The “sense of agency” and its underlying cognitive and neural mechanisms. 17(2):523–534, 2008. doi: 10.1016/j.concog.2008.03.004
- [18] H. H. Ehrsson. The experimental induction of out-of-body experiences. 317(5841):1048–1048, 2007. doi: 10/ch9m6b
- [19] M. Furr. *Scale construction and psychometrics for social and personality psychology*. SAGE Publications Ltd, 2011.
- [20] S. Gallagher. Philosophical conceptions of the self: Implications for cognitive science. 4(1):14–21, 2000. doi: 10.1016/S1364-6613(99)01417-5
- [21] S. Gallagher. *How the Body Shapes the Mind*. Clarendon Press, 2006.
- [22] M. González-Franco, D. Pérez-Marcos, B. Spanlang, and M. Slater. The contribution of real-time mirror reflections of motor actions on virtual body ownership in an immersive virtual environment. In *Virtual Reality Conference (VR), 2010 IEEE*, pp. 111–114. IEEE, 2010. doi: 10.1109/VR.2010.5444805
- [23] M. G.-F. Gonzalez-Franco and T. C. Peck. Avatar Embodiment. Towards a Standardized Questionnaire. 5:74, 2018. doi: 10.3389/frobt.2018.00074
- [24] A. Haans, W. A. IJsselstein, and Y. A. de Kort. The effect of similarities in skin texture and hand shape on perceived ownership of a fake limb. 5(4):389–394, 2008. doi: 10.1016/j.bodyim.2008.04.003
- [25] D. He, F. Liu, D. Pape, G. Dawe, and D. Sandin. Video-based measurement of system latency. In *International Immersive Projection Technology Workshop*, 2000.
- [26] C.-C. Ho and K. F. MacDorman. Revisiting the uncanny valley theory: Developing and validating an alternative to the Godspeed indices. 26(6):1508–1518, 2010-11. doi: 10.1016/j.chb.2010.05.015
- [27] L. Hoyet, F. Argelaguet, C. Nicole, and A. Lécuyer. “Wow! i have six Fingers!”: Would You accept structural changes of Your hand in Vr? 3:27, 2016. doi: 10.3389/frobt.2016.00027
- [28] S. Janke and A. Glöckner-Rist. Deutsche Version der Positive and Negative Affect Schedule (PANAS). In *Zusammenstellung Sozialwissenschaftlicher Items Und Skalen. Doi*, vol. 10, p. 6102, 2014.
- [29] Y. U. Jihun and P. Jungwoon. Head-mounted display with facial expression detecting capability, 2017-03.
- [30] S. Jung, G. Bruder, P. J. Wisniewski, C. Sandor, and C. E. Hughes. Over my hand: Using a personalized hand in vr to improve object size estimation, body ownership, and presence. In *Proceedings of the Symposium on Spatial User Interaction*, pp. 60–68. ACM, 2018.
- [31] A. Kalckert and H. H. Ehrsson. Moving a rubber hand that feels like your own: A dissociation of ownership and agency. 6, 2012. doi: 10.3389/fnhum.2012.00040
- [32] K. Kilteni, R. Groten, and M. Slater. The sense of embodiment in virtual reality. 21(4):373–387, 2012. doi: 10.1162/PRES.a.00124
- [33] K. Kilteni, A. Maselli, K. P. Kording, and M. Slater. Over my fake body: Body ownership illusions for studying the multisensory basis of own-body perception. 9, 2015. doi: 10.3389/fnhum.2015.00141
- [34] R. Klevjer. Enter the avatar: The phenomenology of prosthetic telepresence in computer games. In *The Philosophy of Computer Games*, pp. 17–38. Springer, 2012.
- [35] R. B. Kline. *Principles and Practice of Structural Equation Modeling 3rd Ed*. New York, NY, The Guilford Press, 2010.
- [36] A. Kulik, A. Kunert, S. Beck, C.-F. Matthes, A. Schollmeyer, A. Kreskowski, B. Fröhlich, S. Cobb, and M. D’Cruz. Virtual Valcamonica: Collaborative exploration of prehistoric petroglyphs and their surrounding environment in multi-user virtual reality. 26(03):297–321, 2018. doi: 10.1162/pres.a.00297
- [37] M. Latoschik, D. Roth, D. Gall, J. Achenbach, T. Waltemate, and M. Botsch. The Effect of Avatar Realism in Immersive Social Virtual Realities. In *Proceedings of ACM Symposium on Virtual Reality Software and Technology*, pp. 39:1–39:10, 2017. doi: 10.1145/3139131.3139156
- [38] M. E. Latoschik, J.-L. Lugrin, and D. Roth. FakeMi: A fake mirror system for avatar embodiment studies. In *Proceedings of the 22nd ACM Conference on Virtual Reality Software and Technology*, pp. 73–76. ACM, 2016. doi: 10.1145/2993369.2993399
- [39] B. Lenggenhager, T. Tadi, T. Metzinger, and O. Blanke. Video ergo sum: Manipulating bodily self-consciousness. 317(5841):1096–1099, 2007. doi: 10.1126/science.1143439
- [40] M. R. Longo, F. Schüür, M. P. Kammers, M. Tsakiris, and P. Haggard. What is embodiment? A psychometric approach. 107(3):978–998, 2008-06. doi: 10.1016/j.cognition.2007.12.004
- [41] C. Lopez, P. Halje, and O. Blanke. Body ownership and embodiment: Vestibular and multisensory mechanisms. 38(3):149–161, 2008.
- [42] G. M. Lucas, E. Szablowski, J. Gratch, A. Feng, T. Huang, J. Boberg, and A. Shapiro. Do avatars that look like their users improve perfor-

- mance in a simulation? In *International Conference on Intelligent Virtual Agents*, pp. 351–354. Springer, 2016.
- [43] J.-L. Lugrin, M. Ertl, P. Krop, R. Klüpfel, S. Stierstorfer, B. Weisz, M. Rück, J. Schmitt, N. Schmidt, and M. E. Latoschik. Any body there? avatar visibility effects in a virtual reality game. In *2018 IEEE Conference on Virtual Reality and 3D User Interfaces (VR)*, pp. 17–24. IEEE, 2018.
- [44] J.-L. Lugrin, J. Latt, and M. E. Latoschik. Anthropomorphism and Illusion of Virtual Body Ownership. In *International Conference on Artificial Reality and Telexistence Eurographics Symposium on Virtual Environments*, 2015.
- [45] A. Maselli and M. Slater. The building blocks of the full body ownership illusion. 7, 2013. doi: 10.3389/fnhum.2013.00083
- [46] M. Meehan, B. Insko, M. Whitton, and F. P. Brooks Jr. Physiological measures of presence in stressful virtual environments. In *Acm transactions on graphics (tog)*, vol. 21, pp. 645–652. ACM, 2002.
- [47] B. J. Mohler, S. H. Creem-Regehr, W. B. Thompson, and H. H. Bühlhoff. The effect of viewing a self-avatar on distance judgments in an hmd-based virtual environment. *Presence: Teleoperators and Virtual Environments*, 19(3):230–242, 2010.
- [48] A. Mühlberger, M. J. Herrmann, G. Wiedemann, H. Ellgring, and P. Pauli. Repeated exposure of flight phobics to flights in virtual reality. 39(9):1033–1050, 2001. doi: 10.1016/S0005-7967(00)00076-0
- [49] V. I. Petkova and H. H. Ehrsson. If I were you: Perceptual illusion of body swapping. 3(12):e3832, 2008. doi: 10.1371/journal.pone.0003832
- [50] I. V. Piryankova, H. Y. Wong, S. A. Linkenauger, C. Stinson, M. R. Longo, H. H. Bühlhoff, and B. J. Mohler. Owning an overweight or underweight body: Distinguishing the physical, experienced and virtual body. 9(8):e103428, 2014. doi: 10/gf36rz
- [51] T. Piumsomboon, G. A. Lee, J. D. Hart, B. Ens, R. W. Lindeman, B. H. Thomas, and M. Billinghurst. Mini-Me: An Adaptive Avatar for Mixed Reality Remote Collaboration. In *Proceedings of the 2018 CHI Conference on Human Factors in Computing Systems*, p. 46. ACM, 2018. doi: 10.1145/3173574.3173620
- [52] A. Powers and S. Kiesler. The advisor robot: Tracing people’s mental model from a robot’s physical attributes. In *Proceedings of the 1st ACM SIGCHI/SIGART Conference on Human-Robot Interaction*, pp. 218–225. ACM, 2006. doi: 10.1145/1121241.1121280
- [53] R. Ratan and B. S. Hasler. Exploring Self-Presence in Collaborative Virtual Teams. 8(1):11–31, 2010.
- [54] R. Ratan and Y. J. Sah. Leveling up on stereotype threat: The role of avatar customization and avatar embodiment. 50:367–374, 2015. doi: 10.1016/j.chb.2015.04.010
- [55] G. Riva, L. Melis, and M. Bolzoni. Treating body-image disturbances. 40(8):69–72, 1997. doi: 10.1145/257874.257890
- [56] A. Rizzo, G. Reger, G. Gahm, J. Difede, and B. O. Rothbaum. Virtual reality exposure therapy for combat-related PTSD. In *Post-Traumatic Stress Disorder*, pp. 375–399. Springer, 2009.
- [57] D. Roth, J.-L. Lugrin, M. E. Latoschik, and S. Huber. Alpha IVBO - Construction of a Scale to Measure the Illusion of Virtual Body Ownership. In *Proceedings of the 2017 CHI Conference Extended Abstracts on Human Factors in Computing Systems*, pp. 2875–2883. ACM, 2017. doi: 10.1145/3027063.3053272
- [58] R. Schroeder and A.-S. Axelsson. *Avatars at Work and Play: Collaboration and Interaction in Shared Virtual Environments*, vol. 34. Springer, 2006.
- [59] T. W. Schubert. The sense of presence in virtual environments: A three-component scale measuring spatial presence, involvement, and realness. 15(2):69–71, 2003. doi: 10.1026//1617-6383.15.2.69
- [60] V. Schwind, P. Knierim, L. Chuang, and N. Henze. Where’s pinky?: The effects of a reduced number of fingers in virtual reality. In *Proceedings of the Annual Symposium on Computer-Human Interaction in Play*, pp. 507–515. ACM, 2017. doi: 10.1145/3116595.3116596
- [61] M. Slater. A note on presence terminology. 3(3):1–5, 2003.
- [62] M. Slater. Place illusion and plausibility can lead to realistic behaviour in immersive virtual environments. 364(1535):3549–3557, 2009. doi: 10.1098/rstb.2009.0138
- [63] M. Slater, D. Pérez Marcos, H. Ehrsson, and M. V. Sanchez-Vives. Towards a digital body: The virtual arm illusion. 2:6, 2008. doi: 10.3389/neuro.09.006.2008
- [64] M. Slater, D. Pérez Marcos, H. Ehrsson, and M. V. Sanchez-Vives. Inducing illusory ownership of a virtual body. 3:29, 2009. doi: 10.3389/neuro.01.029.2009
- [65] M. Slater, B. Spanlang, M. V. Sanchez-Vives, and O. Blanke. First person experience of body transfer in virtual reality. 5(5):e10564, 2010. doi: 10.1371/journal.pone.0010564
- [66] B. Spanlang, J.-M. Normand, D. Borland, K. Kilteni, E. Giannopoulos, A. Pomés, M. González-Franco, D. Perez-Marcos, J. Arroyo-Palacios, X. N. Muncunill, et al. How to build an embodiment lab: achieving body representation illusions in virtual reality. *Frontiers in Robotics and AI*, 1:9, 2014.
- [67] J.-P. Stauffert, F. Niebling, and M. E. Latoschik. Effects of Latency Jitter on Simulator Sickness in a Search Task. In *2018 IEEE Conference on Virtual Reality and 3D User Interfaces (VR)*, pp. 121–127. IEEE, 2018. doi: 10.1109/VR.2018.8446195
- [68] W. Steptoe, A. Steed, and M. Slater. Human tails: Ownership and control of extended humanoid avatars. 19(4):583–590, 2013. doi: 10.1109/TVCG.2013.32
- [69] E. R. Thompson. Development and validation of an internationally reliable short-form of the positive and negative affect schedule (PANAS). 38(2):227–242, 2007. doi: 10.1177/0022022106297301
- [70] M. Tsakiris. My body in the brain: A neurocognitive model of body-ownership. 48(3):703–712, 2010. doi: 10.1016/j.neuropsychologia.2009.09.034
- [71] M. Tsakiris, G. Prabhu, and P. Haggard. Having a body versus moving your body: How agency structures body-ownership. 15(2):423–432, 2006. doi: 10.1016/j.concog.2005.09.004
- [72] M. Tsakiris, S. Schütz-Bosbach, and S. Gallagher. On agency and body-ownership: Phenomenological and neurocognitive reflections. 16(3):645–660, 2007. doi: 10.1016/j.concog.2007.05.012
- [73] T. Waltemate, D. Gall, D. Roth, M. Botsch, and M. E. Latoschik. The impact of avatar personalization and immersion on virtual body ownership, presence, and emotional response. 24(4):1643–1652, 2018. doi: 10.1109/TVCG.2018.2794629
- [74] T. Waltemate, F. Hülsmann, T. Pfeiffer, S. Kopp, and M. Botsch. Realizing a low-latency virtual reality environment for motor learning. pp. 139–147. ACM Press, 2015. doi: 10.1145/2821592.2821607
- [75] T. Waltemate, I. Senna, F. Hülsmann, M. Rohde, S. Kopp, M. Ernst, and M. Botsch. The impact of latency on perceptual judgments and motor performance in closed-loop interaction in virtual reality. In *Proceedings of the 22nd ACM conference on virtual reality software and technology*, pp. 27–35. ACM, 2016.
- [76] T. Waltemate, I. Senna, F. Hülsmann, M. Rohde, S. Kopp, M. Ernst, and M. Botsch. The impact of latency on perceptual judgments and motor performance in closed-loop interaction in virtual reality. In *Proceedings of the 22nd ACM Conference on Virtual Reality Software and Technology*, pp. 27–35. ACM, 2016. doi: 10.1145/2993369.2993381
- [77] C. Ware, K. Arthur, and K. S. Booth. Fish tank virtual reality. In *Proceedings of the INTERACT’93 and CHI’93 Conference on Human Factors in Computing Systems*, pp. 37–42. ACM, 1993. doi: 10.1145/169059.169066
- [78] L. Wilson, B. Chou, and K. Seko. Head mounted display, 2017-04.
- [79] B. G. Witmer and M. J. Singer. Measuring presence in virtual environments: A presence questionnaire. 7(3):225–240, 1998. doi: 10.1162/105474698565686
- [80] N. Yee. The Proteus Effect: Behavioral Modification via Transformations of Digital Self-Representation, 2007.
- [81] N. Yee and J. N. Bailenson. Walk a mile in digital shoes: The impact of embodied perspective-taking on the reduction of negative stereotyping in immersive virtual environments. pp. 24–26, 2006.
- [82] J. Yu and J. Park. Real-time facial tracking in virtual reality. In *SIGGRAPH ASIA 2016 VR Showcase*, p. 4. ACM, 2016. doi: 10.1145/2996376.2996390