

Revisiting and Evaluating Software Side-channel Vulnerabilities and Countermeasures in Cryptographic Applications

Tianwei Zhang
Nanyang Technological University
tianwei.zhang@ntu.edu.sg

Jun Jiang
Two Sigma Investments, LP
jiangcj@pathsec.org

Yinqian Zhang
The Ohio State University
yinqian@cse.ohio-state.edu

Abstract—We systematize software side-channel attacks with a focus on vulnerabilities and countermeasures in the cryptographic implementations. Particularly, we survey past research literature to categorize vulnerable implementations, and identify common strategies to eliminate them. We then evaluate popular libraries and applications, quantitatively measuring and comparing the vulnerability severity, response time and coverage. Based on these characterizations and evaluations, we offer some insights for side-channel researchers, cryptographic software developers and users. We hope our study can inspire the side-channel research community to discover new vulnerabilities, and more importantly, to fortify applications against them.

1. Introduction

Side-channel attacks have become a severe threat to computer applications and systems. They exploit the vulnerabilities in the implementations instead of the algorithms. Vulnerable implementations can exhibit input-dependent non-functional behaviors at runtime, which can be observed by an adversary to fully or partially recover the sensitive input. Over the past few years, numerous side-channel vulnerabilities were discovered and exploited to defeat modern cryptographic schemes, allowing adversaries to break strong ciphers in a short period of time with very few trials.

Defeating side-channel vulnerabilities has been a long-standing goal for providing robust cryptographic protection. Although security-aware systems [1–6] and architectures [7–11] were designed to mitigate side-channel attacks, a more efficient and practical approach is to eliminate side-channel sources from software implementations. Various tools and methods were proposed to facilitate creating software free of side channels [12, 13] or verifying their non-existence [14–19]. It is however still very challenging to remove all side-channel vulnerabilities from critical implementations, since cryptographic applications usually have a large code base and high performance requirement. As such, the arms race between side-channel attacks and defenses remains heated.

Past several decades have seen a large amount of literature about side-channel vulnerabilities. Meanwhile, various open-source libraries and commercial products have introduced different mitigation solutions. Thus, it becomes necessary to systematize the knowledge about the characteristics and evolution of these vulnerabilities

and countermeasures. We are particularly interested in three questions: (1) *What are the common and distinct features of various vulnerabilities?* (2) *What are common mitigation strategies?* (3) *What is the status quo of cryptographic applications regarding side-channel vulnerabilities?* Past work only surveyed attack techniques and media [20–31], without offering unified summaries for software vulnerabilities and countermeasures that are more useful.

This paper provides a comprehensive characterization of side-channel vulnerabilities and countermeasures, as well as evaluations of cryptographic applications related to side-channel attacks. We present this study in three directions. (1) Systematization of literature: we characterize the vulnerabilities from past work with regard to the implementations; for each vulnerability, we describe the root cause and the technique required to launch a successful attack. (2) Identification and abstraction of key countermeasure techniques: we summarize the common strategies to mitigate different categories of vulnerabilities; we also explore and compare the effectiveness of each countermeasure implementation under different threat models. (3) Evaluation of cryptographic applications: we perform a timeline analysis of side-channel vulnerabilities and the corresponding patches in various libraries and products, and evaluate the vulnerability severity, patch release speed and coverage from a practical perspective.

Scope. There are generally two types of side-channel attacks. In *software attacks*, an adversary interacts with the victim application through a local malicious program or over the network to collect information such as execution time [32, 33] and memory access pattern [34] for recovering the victim’s secrets. Such vulnerabilities are usually caused by critical control flow or data flow leakage. In *physical attacks*, an adversary physically interferes with the victim’s execution (e.g., fault injection [35]) or approaches the victim to collect physical signals such as acoustic emission [36], electromagnetic radiation [37, 38] and power trace [39, 40]. The adversary utilizes special analysis (e.g., power analysis [41, 42]) to obtain finer grained information (e.g., intermediate values, Hamming weights) than control flow or data flow. In this paper, we mainly focus on software attacks, which are more exploitable and common. Physical attacks and vulnerabilities are out of the scope of this paper.

Contributions. The main purpose of this work is to help researchers, software developers and users better understand the status quo and future direction of side-channel research and countermeasure development. Based on our

systematization, we: 1) propose three possible directions for researchers to consider in their future exploration; 2) provide three recommendations for developers to follow in security enhancement of their applications against side-channel attacks; 3) identify three indications for users to utilize in selecting libraries and implementations most suitable for their usage scenarios. The key contributions of this paper are:

- Characterization of side-channel vulnerabilities in implementations of cryptographic operations (Sec. 3).
- Identification and dissection of common countermeasure technique designs (Sec. 4).
- Evaluation of cryptographic applications, and analysis of vulnerabilities and countermeasures (Sec. 5).
- Insights and recommendations for side-channel researchers, software developers and users (Sec. 6).

2. Background

2.1. Basics of Cryptography

2.1.1. Asymmetric Cryptography. Each user has a public key that is widely distributed and a private key that is kept to herself. This pair of keys can be used for data encryption/decryption and digital signature.

RSA [43]. Two different large prime numbers, p and q , and an integer e , are chosen to satisfy that $\gcd(p-1, e) = 1$ and $\gcd(q-1, e) = 1$. Let $N = pq$ and $d = e^{-1} \bmod (p-1)(q-1)$, then the public key is the tuple (N, e) , and the private key is d . For a message m , the ciphertext is calculated as $c \equiv m^e \bmod N$. For a ciphertext c , the message is decrypted as $m \equiv c^d \bmod N$. The security of RSA relies on the difficulty of factoring large integers.

ElGamal [44]. A large cyclic group G is chosen. Let q be its order, g be its generator, x be a random positive integer smaller than q , and $h = g^x$, then the public key is the tuple (G, q, g, h) , and the private key is x . To encrypt a message m , one chooses a random positive integer smaller than q , denoted by y , and calculate the ciphertext as $(g^y, m \cdot h^y)$. To decrypt a ciphertext (c_1, c_2) , one can compute $m = c_2 \cdot (c_1^x)^{-1}$. The security of ElGamal relies on the difficulty of solving the Discrete Logarithm Problem.

Elliptic Curve Cryptography (ECC) [45, 46]. An elliptic curve group is chosen with prime order p and generator G . Let k be a random positive integer smaller than p , then k is the private key, and the public key is $D = kG$. To encrypt a message m , one encodes m to a point M on the curve, chooses a random positive integer r , and calculate the ciphertext as two points $(M + rD, rG)$. To decrypt a ciphertext (C_1, C_2) , one can compute $M = C_1 k C_2$, and decode point M to message m . The security of ECC relies on the difficulty of solving the Elliptic Curve Discrete Logarithm Problem. Appendix A.1 has more details.

2.1.2. Symmetric Cryptography. A single key is used in both data encryption and decryption, and is shared between two users. Digital signature cannot supported.

AES-128. During key setup, a 16-byte secret key $k = (k_0, \dots, k_{15})$ is expanded into 11 round keys while the initial round key is just the original key itself. Given a 16-byte plaintext $p = (p_0, \dots, p_{15})$, encryption proceeds by computing a 16-byte intermediate state $x^{(r)} =$

$(x_0^{(r)}, \dots, x_{15}^{(r)})$ at each round r as a 4×4 matrix. The initial state is computed as $x_i^{(0)} = p_i \oplus k_i$ ($i = 0, \dots, 15$), known as `AddRoundKey`. Each of the following 9 rounds consists of `SubBytes` (byte substitution based on a lookup table), `ShiftRows` (transposition of bytes within each of the three last rows in the 4×4 matrix), `MixColumns` (matrix multiplication to make each byte represents a weighted sum of all bytes in its column) and `AddRoundKey` operations. The final round has only `SubBytes`, `ShiftRow` and `AddRoundKey` operations, and its output is the ciphertext.

2.1.3. Post-Quantum Cryptography. This cipher family was proposed to sustain attacks by a quantum computer. One popular scheme is lattice-based cryptography.

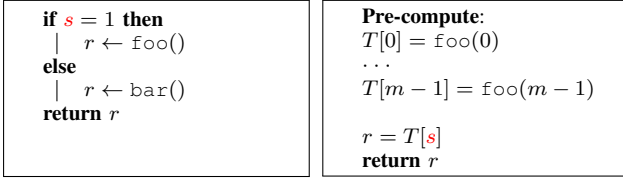
NTRU [47]. It utilizes simple polynomial multiplication in the ring of truncated polynomials $\mathbb{Z}_q[X]/(X^N - 1)$. For encryption, the private key consists of a pair of polynomials f and g , and the public key $h = p \cdot f_q^{-1} \cdot g \bmod q$, where f_q^{-1} denotes the inverse of f modulo q . To encrypt a message m , one needs to compute a hash function $r = G(m)$ and $m' = m \oplus H(r \cdot h \bmod q)$. Then the ciphertext is $e = (r \cdot h + m') \bmod q$. To decrypt the message, one needs to first recover $m' = ((f \cdot e \bmod q) \bmod p) \cdot f_p^{-1} \bmod p$ and then the plaintext is computed as $M = m' \oplus H(e - m' \bmod q)$. The security of NTRU relies on the difficulty of solving the shortest vector problem in a lattice.

Ring Learning With Errors (RLWE) [48]. To generate a key pair, one needs to create a polynomial $a \in \mathbb{R}_n$ with coefficients chosen uniformly in \mathbb{Z}_q , sample two polynomials $r_1, r_2 \in \mathbb{R}_q$ from χ and compute $p = r_1 - a \cdot r_2 \in \mathbb{R}_q$. Then the public key is (a, p) and the private key is r_2 . To encrypt a message m , one needs to first encode m to a polynomial \bar{m} , and sample three polynomials $e_1, e_2, e_3 \in \mathbb{R}_q$ from χ . Then the ciphertext is (c_1, c_2) , where $c_1 = a \cdot e_1 + e_2$ and $c_2 = p \cdot e_1 + e_3 + \bar{m}$. To decrypt the message, one needs to compute $m' = c_1 \cdot r_2 + c_2 \in \mathbb{R}_q$ and decode the coefficients of m' to either 0 or 1.

Bimodal Lattice Signature Scheme (BLISS) [49]. The private key is $S = (s_1, s_2)$ where $s_1, s_2 \in \mathbb{Z}_q[X]/(X^N - 1)$ and the corresponding public key is $A = (2a_q, q - 2) \bmod 2q$ where $a_q = s_2/s_1$. To sign a message μ , two blinding values $y_1, y_2 \in \mathbb{R}$ are sampled from a discrete Gaussian distribution. A hash value is computed as $c = H(\lfloor u \rfloor_d \bmod p, \mu)$, where $u = \zeta \cdot 2a_q y_1 + y_2 \bmod 2q$, and $\zeta = (1/(q - 2)) \bmod 2q$. The signature is then the triple (c, z_1, z_2) , with $z_i = y_i + (-1)^b s_i \cdot c \bmod 2q$, where b is a random bit. Signature verification is performed by checking $c = H(\lfloor \zeta \cdot 2a_q \cdot z_1 + \zeta \cdot q \cdot c \rfloor_d + z_2 \bmod p, \mu)$.

2.1.4. Cryptographic Protocol. SSL/TLS allows a server and a client to use the handshake protocol to exchange a symmetric key K , which they use for later secure communications. More details about the protocol can be found in Appendix A.2.

Key exchange. RSA is commonly adopted to exchange the symmetric key K , following Public Key Cryptography Standards (PKCS). The client generates a random non-zero padding string `pad` that is at least 8 bytes, creates a block `0x00||0x02||pad||0x00||K`, encrypts it using RSA and sends the ciphertext to the server. When the server



(a) Control flow vulnerability

(b) Data flow vulnerability

Fig. 1: Side-channel vulnerabilities

decrypts the ciphertext, she accepts this message only when the first two bytes are $0x00$ and $0x02$, and next 8 bytes are non-zero. Then she searches for $0x00$ in the remaining data, and everything after that will be the key.

Hash and encryption. After the key is established, standard network protocols adopt CBC-MAC to encrypt messages. (1) Message Authentication Code (MAC) is calculated over the sequence number `SEQ`, header `HDR` and message m . (2) The plaintext P is created by concatenating m , the MAC from step (1), and a padding string `pad`, which is chosen to make the byte length of P a multiple of the block size b . (3) P is divided into blocks of b bytes, each block encrypted with key K . (4) The final message is the concatenation of `HDR` and all encrypted blocks. The receiver decrypts the ciphertext in CBC mode and validates the padding format and the MAC. If both are correct, she accepts the original intact message m .

2.2. Basics of Side-channel Attacks

Side-channel attacks enable adversaries to steal secrets by exploiting observable information from the application’s execution. When the application takes a secret input \mathcal{X} , the host system or application shows a runtime characteristic \mathcal{Y} , which can be captured by an adversary. By identifying the correlation $\mathcal{Y} \sim \mathcal{X}$, the adversary is able to infer the secret input via the side-channel information.

2.2.1. Vulnerabilities. The root cause of side-channel attacks is that application’s runtime behavior depends on the secrets. Generally there are two types of leakage sources:

Secret-dependent control flow. When the secret s is different, the program executes a different code path and invokes a different function (Figure 1a). This yields different runtime behaviors distinguishable by the adversary.

Secret-dependent data flow. A program may access data whose locations are determined by the secret s (Figure 1b). The memory access pattern allows the adversary to make educated guesses about the secret value.

2.2.2. Techniques. Another key factor for a successful side-channel attack is the technique to capture useful characteristics of the application or the system. We consider two types of software-based techniques and approaches.

Network-level attacks. The remote adversary connects to the victim application via networks. Thus, side-channel information may exist in the responses from the victim such as message content [50, 51], packet size [52] and response time [53, 54].

Host-level attacks. The malicious program and the victim application run on the same platform, and thus share the same micro-architectural units. Contention on these units

can disclose the victim’s runtime behaviors to the adversary. Researchers have designed a large quantity of attack techniques based on various hardware units including CPU cache [34, 55], branch predictor [56] and TLB [57].

3. Characterization of Vulnerabilities

We systematically characterize side-channel vulnerabilities from past work based on different operations in different cryptographic ciphers and protocols. Table 1 summarizes the vulnerabilities we will describe. For each vulnerability, we present the vulnerable operations, causes and the corresponding attacks (types, techniques, side-channel information granularities).

3.1. Asymmetric Cryptography

3.1.1. Modular Multiplication. Given three integers x , y and m , this operation is to calculate $x * y \bmod m$.

Naive and Karatsuba multiplications. Both OpenSSL and GnuPG implement two multiplication routines: naive multiplication and Karatsuba multiplication [105]. The routine is selected based on the size of the operands: the naive routine is adopted for multiplicands of small sizes, while Karatsuba routine is adopted for large multiplicands.

Such implementation introduces control-flow side channels about the operands: Karatsuba routine is typically faster than the naive routine. An adversary can measure the execution time to infer the sizes of the operands, and then recover the secret key [58].

3.1.2. Modular Exponentiation/Scalar Multiplication.

We consider the two operations together as they share similar implementations and vulnerabilities. Modular exponentiation is to calculate $x^y \bmod m$, where x , y and m are three integers. Scalar multiplication is to calculate yx where y is a scalar and x is a point on the elliptic curve. The implementations of these two operations can reveal the secret key y in RSA and ElGamal, or secret scalar y in ECC via side channels.

Square-and-Multiply/Double-and-Add [106, 107]. The calculation of modular exponentiation is converted into a sequence of SQUARE and MULTIPLY operations. The binary representation of y is denoted as $y_{n-1}y_{n-2}\dots y_0$. Then starting from $n-1$ to 0, for each bit y_i , SQUARE is called. If y_i is 1, MULTIPLY is also called. Similarly, scalar multiplication is converted into a sequence of PointDouble and PointAdd based on each bit y_i .

Such implementations are vulnerable to control-flow side-channel attacks: the execution of MULTIPLY or PointAdd depends on bit y_i . By observing the traces of SQUARE and MULTIPLY in modular exponentiation, or PointDouble and PointAdd in scalar multiplication, an adversary can fully recover y . Successful attacks have been demonstrated against RSA in GnuPG via cache PRIME-PROBE [60, 61] and FLUSH-RELOAD [59] techniques, and against EdDSA via TLB side-channel [57].

Square-and-Multiply-always/Double-and-Add-always [107]. For modular exponentiation, this implementation always executes both SQUARE and MULTIPLY operations for each bit. It selects the output of SQUARE if y_i is 0, and the output of MULTIPLY following SQUARE if y_i is

TABLE 1: Side-channel vulnerabilities. (■: control flow, □: data flow; ●: host-level, ○: network-level)

Category	Operation	Implementation	Application	Cause	Type	Granularity	Ref	Index
Asymmetric Cryptography	Modular Multiplication	Basic and Karatsuba multiplication	RSA	■	○	Execution time	[58]	1.1.1.a
			RSA	■	●	Cacheline (FLUSH-RELOAD)	[59]	1.2.1.a
	Modular Exponentiation Scalar Multiplication	Square-and-Multiply Double-and-Add	EiGamal	■	●	Cacheline (PRIME-PROBE)	[60, 61]	1.2.1.b
			EdDSA	■	●	Memory Page (TLB)	[57]	1.2.1.c
			RSA	■	●	Branch	[62]	1.2.2.a
			RSA	■	●	Memory Page (TLB)	[57]	1.2.2.b
			RSA	■	●	Cacheline (PRIME-PROBE)	[55]	1.2.3.a
			RSA	■	●	Cacheline (FLUSH-RELOAD)	[63]	1.2.3.b
		Sliding window	ECDSA	■	●	Cacheline (FLUSH-RELOAD)	[64–67]	1.2.3.c
			ECDSA	■	●	micro-operation (Execution Port)	[68]	1.2.3.d
			RSA	□	●	Cacheline (PRIME-PROBE)	[69]	1.2.3.e
			EiGamal	□	●	Cacheline (PRIME-PROBE)	[61]	1.2.3.f
			ECDSA	□	●	Cacheline (PRIME-PROBE)	[70]	1.2.3.g
			RSA	□	●	Cache bank	[71]	1.2.4.a
		Fixed window	ECDSA	■	●	Cacheline (FLUSH-RELOAD)	[72]	1.2.6.a
			ECDSA	■	○	Execution time	[73]	1.2.6.b
		Montgomery ladder	ECDH	□	●	Cacheline (FLUSH-RELOAD)	[74]	1.2.6.a
			ECDH	■	●	Cacheline (FLUSH-RELOAD)	[75]	1.2.7.b
		Branchless montgomery ladder	ECDH	■	○	Execution time	[76]	1.2.7.c
			RSA	■	●	Branch	[56]	1.3.1.a
RSA	■		●	Memory Page (Controlled-channel)	[77]	1.3.1.b		
RSA	■		●	Cacheline (FLUSH-RELOAD)	[78]	1.3.1.c		
AES	□		●	Cacheline (PRIME-PROBE)	[34]	2.1.1.a		
AES	□		●	Cacheline (EVICT-TIME)	[34]	2.1.1.b		
Symmetric Cryptography	Substitution-Permutation	T-box lookup	AES	□	○	Cache (FLUSH-RELOAD)	[79, 80]	2.1.1.c
			AES	□	○	Execution time	[32, 33]	2.1.1.d
Post-Quantum Cryptography	Distribution Sampling	Cumulative Distribution Table sampling	BLISS	□	●	Cacheline (FLUSH-RELOAD)	[81, 82]	3.1.1.a
		Rejection sampling	BLISS	□	●	Cacheline (FLUSH-RELOAD)	[81, 82]	3.1.2.a
	Failure Rate Reduction	Error Correcting Code	Ring-LWE	■	○	Execution time	[85]	3.2.1.a
			NTRU	■	○	Execution time	[86]	3.3.1.a
Cryptographic Protocol	RSA-PAD	Error message	SSL	■	○	Network message	[50, 87]	4.1.1.a
			SSLv3.0, TLSv1.0	■	○	Network message	[88]	4.1.1.b
			TLS	■	○	Network message	[89]	4.1.1.c
			IKE	■	○	Network message	[90]	4.1.1.d
			TLSv1.0	■	○	Execution time	[53]	4.1.2.a
			SSLv2.0	■	○	Network message	[91]	4.1.2.b
			TLS	■	●	Page, Cacheline, Branch	[92]	4.1.2.c
			TLS	■	●	Cacheline (FLUSH-RELOAD), Branch	[93]	4.1.2.d
		Uniform response message	XML Encryption	■	○	Network message	[94]	4.1.2.e
			XML Encryption	■	○	Execution time	[94]	4.1.2.f
			XML Encryption	■	●	Cacheline (FLUSH-RELOAD)	[95]	4.1.2.g
			IPSec, WTLS, SSH2	■	○	Network message	[51]	4.2.1.a
			SSLv3.0	■	○	Network message	[96]	4.2.1.b
			IPSec	■	○	Network message	[97, 98]	4.2.1.c
			Web apps	■	○	Network message	[99]	4.2.1.d
			ASP.NET	■	○	Network message	[100]	4.2.1.e
	CBC-MAC-PAD	Uniform response message	TLSv1.0	■	○	Execution time	[101]	4.2.2.a
			TLSv1.1	■	○	Execution time	[54]	4.2.2.b
		Dummy MAC checking	TLSv1.0, TLSv1.1	■	○	Execution time	[102]	4.2.3.a
			TLSv1.1, TLSv1.2	■	●	Cacheline (FLUSH-RELOAD)	[103]	4.2.4.a
		Constant-time compression	TLS	■	●	Page, Cacheline, Branch	[92]	4.2.4.b
			TLS	■	●	Cacheline (PRIME-PROBE)	[104]	4.2.4.c

1. Similarly, Double-and-Add-always was proposed for scalar multiplication in ECC.

This implementation executes a fixed number of SQUARE and MULTIPLY operations for modular exponentiation, or PointDouble and PointAdd operations for scalar multiplication, defeating remote timing attacks. However output selection still requires a secret-dependent branch, which is usually smaller than one cache line. If it fits within the same cache line with preceding and succeeding code, then it is not vulnerable to host-level attacks. However, Doychev and Köpf [62] showed that for Libgcrypt, some compiler options can put this branch into separate cache lines, making this implementation vulnerable to cache-based attacks. Gras et al. [57] showed that this branch can put into separate pages, and the implementation is subject to TLB-based attacks.

Sliding window [108]. For modular exponentiation, the exponent y is represented as a sequence of windows d_i . Each window starts and ends with bit 1, and the window length cannot exceed a fixed parameter w . So the value of any window is an odd number between 1 and $2^w - 1$. This method pre-computes $x^v \bmod m$ for each odd value $v \in [1, 2^w - 1]$, and stores these results in a table indexed by $i \in [0, (v - 1)/2]$. Then it scans every window, squares and multiplies the corresponding entry in the table.

Similarly, for scalar multiplication, the scalar y is represented as a w -ary non-adjacent form (w NAF), with each window value $d_i \in \{0, \pm 1, \dots, \pm(2^{w-1} - 1)\}$. It first pre-

computes the values of $\{1, 3, \dots, 2^{w-1} - 1\}x$, and stores them into a table. Then it scans each window, doubles and adds $d_j x$ if $d_j > 0$ or subtracts $(-d_j)x$ otherwise.

Two types of vulnerabilities exist in such implementations. The first one is secret-dependent control flow: different routines will be called depending on whether a window is zero. By monitoring the execution trace of those branches, the adversary learns if each window is zero, and further recovers the secret. Such attacks have been realized against RSA [55, 63] and ECDSA [64–68].

The second one is secret-dependent data flow: the access location in the pre-computed table is determined by each window value. By observing the access pattern, the adversary is able to recover each window value. Attacks exploiting this vulnerability have been mounted against RSA [69], EiGamal [61] and ECDSA [70].

Fixed window [109]. This method was designed to approach true constant-time implementation. Similar to sliding window, it also divides the secret y into a set of windows, pre-computes the exponentiation or multiplication of each window value, and stores the results in a table. The differences are that the window size is fixed as w , and the table stores both odd and even (including zero) values. It removes the critical control flow branch at the cost of more memory and slower run time.

To remove critical data flow, this approach can be combined with scatter-gather memory layout technique [110], which stores the pre-computed values in different cache

lines instead of consecutive memory locations. Specifically, each window value is stored across multiple cache lines, and each cache line stores parts of multiple window values. When `MULTIPLY` or `PointAdd` is executed, multiple cache lines are fetched to reconstruct the window value, hiding the access pattern from the adversary.

This implementation is still vulnerable to attacks [71] using cache bank, the minimal data access unit in caches. Concurrent requests can be served in parallel if they target different cache banks even in the same cache line, but have to be served sequentially if they target the same cache bank. The timing difference between the two cases enables the adversary to infer the window values accessed during the gathering phase, and then recover the secret bits.

Masked window. This approach was derived from fixed window implementation to further hide the cache bank access patterns. The idea is to access all window values instead of just the one needed, and then use a mask to filter out unused data. It performs a constant sequence of memory accesses, and has been proven secure against different types of cache-based attacks [62].

Montgomery ladder [111, 112]. This is a variation of Double-and-Add-always for scalar multiplication. It also represents y in the binary form and conducts both `PointAdd` and `PointDouble` functions for each bit, irrespective of the bit value. The outputs of these functions are assigned to the intermediate variables determined by the bit value. A difference from Double-and-Add-always is that in Montgomery ladder, the parameter of `PointDouble` is also determined by the bit value.

This implementation contains branches depending on the secret values. Yarom and Bengier [72] adopted cache FLUSH-RELOAD technique to identify the branch patterns and attack ECDSA in OpenSSL. Brumley and Tuveri [73] discovered that the implementation in OpenSSL 0.9.8 loops from the most significant non-zero bit in y to 0. So the number of iterations is proportional to $\log(y)$. This presents a vulnerability for remote timing attacks.

Branchless Montgomery ladder [113]. This approach replaces branches in Montgomery ladder with a function that uses bitwise logic to swap two intermediate values only if the bit is 1, and thus removes the timing channel. However, the implementations of `PointAdd` and `PointDouble` can still bring side channels.

First, OpenSSL adopts a lookup table to accelerate the square operation in the two functions. The access pattern to the table can leak information about the secret in ECDH [74]. Second, the modulo operation of $x \bmod m$ in the two functions adopted the early exit implementation: if x is smaller than m , x is directly returned. This branch can be exploited by the adversary to check whether x is smaller than m , and then deduce secrets in EDH [75]. Third, Kaufmann et al. [76] discovered that in Windows OS, the multiplication function of two 64-bit integers has an operand-dependent branch: if both operands have their 32 least significant bits equal to 0, then the multiplication is skipped and the result will be 0. This early exit branch was exploited to attack ECDH.

3.1.3. Modular Inverse. This operation is to calculate the integer x_m^{-1} such that $xx_m^{-1} \equiv 1 \pmod{m}$. It can also be used to check if two integers, p and q , are co-prime.

Binary Extended Euclidean Algorithm [109]. This approach uses arithmetic shift, comparison and subtraction to replace division. It is particularly efficient for big integers, but suffers from control flow vulnerabilities due to the introduction of operand-dependent branches. Branch prediction [56] attacks was demonstrated to recover the value of m in ECDSA and RSA. Page fault [77] and cache FLUSH-RELOAD [78] techniques were adopted to attack the *gcd* operation in RSA key generation.

Euclidean Extended Algorithm. This approach calculates quotients and remainders in each step without introducing secret-dependent branches. It is less efficient but secure against control flow side-channel attacks.

3.2. Symmetric Cryptography

In addition to asymmetric ciphers, symmetric ciphers, e.g., AES, can also be vulnerable to side-channel attacks.

3.2.1. Substitution-Permutation. This is a series of linked mathematical operations used in block ciphers. It takes a block of the plaintext and the key as inputs, and applies several alternating “rounds” of substitution boxes and permutation boxes to produce the ciphertext block. For AES, it consists of four basic operations: `ShiftRows`, `MixColumns`, `SubBytes` and `AddRoundKey`.

T-box lookup. This approach converts the algebraic operations in each round into lookup table accesses. For AES, there are 8 pre-computed tables: T_0, T_1, T_2, T_3 are used in the first 9 rounds and $T_1^{10}, T_2^{10}, T_3^{10}, T_0^{10}$ are used in the final round. Each table contains 256 4-byte words. Then each round can be computed by updating the intermediate states with certain words from the corresponding tables.

Since the accessed entries of the lookup tables are determined by the secret keys and plaintexts, an adversary can capture such access patterns to infer secrets. Local cache attacks were proposed using PRIME-PROBE [34], EVICT-TIME [34] and FLUSH-RELOAD [79, 80] techniques. Remote timing attacks were proposed [32, 33] due to cache access collisions.

3.3. Post-Quantum Cryptography

Although post-quantum cryptography is secure against quantum computer based attacks, the implementations of those algorithms can contain side-channel vulnerabilities, which can be attacked even by a conventional computer.

3.3.1. Distribution Sampling. This operation is to sample an integer from a distribution. It is essential for BLISS [49] to make the signature statistically independent of the secrets. However, an adversary can adopt side-channel attacks to recover the sampled data, and hence the secrets.

Cumulative Distribution Table (CDT) Sampling [114]. BLISS needs to sample blinding values from a discrete Gaussian distribution, and add them to the signature. The CDT sampling approach pre-computes a table $T[i] = \mathbb{P}[x \leq i | x \sim D_\sigma]$. At the sampling phase, a random number r is uniformly chosen from $[0, 1)$, and the target i is identified from T that satisfies $r \in [T[i-1], T[i])$. Some implementations adopt a guide table I to restrict the search space and accelerate the search process.

The access pattern to the two tables reveals information about the sampled values. An adversary can adopt cache FLUSH-RELOAD technique to recover the blinding values, and further the secret key in BLISS [81, 82].

Rejection Sampling [115]. This approach samples a bit from a Bernoulli distribution $B(\exp(-x/2\sigma^2))$. The implementation can bring side-channel opportunities for stealing the secret x : (1) a lookup table $ET[i] = \exp(-2^i/(2\sigma^2))$ is pre-computed to accelerate the bit sampling, causing a data flow vulnerability; (2) the sampling process needs to iterate over each secret bit and different branches will be executed for different bit values, producing a control flow vulnerability.

Practical attacks were demonstrated exploiting those vulnerabilities. First, rejection sampling can replace CDT sampling for blinding value generation. An adversary could utilize cache [81, 82] or branch [83] based attacks to recover the sampled values in BLISS. Second, this approach can also be used to sample random bits to probabilistically determine whether the blinding value is positive or negative, and whether the signature should be accepted or rejected. An adversary can infer the secret from this process via cache or branch traces [83, 84].

3.3.2. Failure Rate Reduction. Post-quantum schemes may have certain failure rate during encryption or decryption due to its statistic nature. Thus it is necessary to devise methods to reduce the possibility of failure.

Error Correcting Code (ECC). This approach can significantly reduce the failure rate, but its implementation can reveal whether the ciphertext contains an error via timing channels: a ciphertext without an error is much faster to decode than one with errors. An adversary can exploit such information to recover the key [85].

3.3.3. Message Randomization. Some post-quantum schemes require to randomize the message during encryption and decryption. This process can also create side-channel vulnerabilities.

Padding-Hash. In NTRU, encryption and decryption utilize hash functions to randomize the messages. However, the number of hash function calls highly depends on the input message. Thus, the total execution time of encryption or decryption will also differ for different inputs. By measuring such time information, an adversary is able to recover the secret input [86].

3.4. Cryptographic Protocol

Side-channel attacks were proposed to target the cryptographic protocols, specifically, the padding mechanism.

3.4.1. RSA-PAD. As introduced in Sec. 2.1.4, network protocols usually adopt RSA with PKCS. The padding mechanism can leak information about the plaintexts.

Error message. In the handshake protocol in SSL 3.0, the receiver decrypts the message, and checks whether it is PKCS conforming. If so, she continues the handshake protocol. Otherwise she sends an error message back to the sender and aborts the connection. This message serves as a side channel to recover the plaintext. When the sender sends out a ciphertext, the adversary can intercept the

message and send a modified one to the receiver. From the receiver's response, the adversary learns if the first two bytes of the plaintext corresponding to the modified ciphertext are $0x00||0x02$ (valid PKCS conforming) or not (invalid PKCS conforming). This can reduce the scope of the original plaintext. The adversary can repeat this process until the scope of plaintext is narrowed down to one single value.

This vulnerability was discovered by Bleichenbacher [50], followed by variants of such attacks [87, 88]. Large-scale evaluations showed that it still exists in many real-world websites, applications [89] and protocols [90].

Uniform response message. A common defense is to unify the responses for valid and invalid paddings: if the decrypted message structure is not PKCS conforming, the receiver generates a random string as the plaintext, and performs all subsequent handshake computations on it. Thus, the adversary cannot distinguish valid ciphertexts from invalid ones based on the responses.

This implementation can still incur side-channel vulnerabilities. First, there can be other types of messages that reveal the validation of padding format. For instance, in XML encryption, the message is encrypted using CBC mode, and the symmetric key is encrypted using RSA. Jager et al. [94] discovered that the response of CBC encryption can leak whether the RSA padding is correct, enabling the adversary to recover the symmetric key.

Second, there can be observable timing differences between valid and invalid padding cases. Meyer et al. [53] discovered that in OpenSSL and JSSE, the receiver needs more time to process the ill formatted message, due to generation of random numbers. Jager et al. [94] found that in XML encryption, invalid CBC decryption following valid RSA decryption takes longer time than invalid RSA decryption.

Third, there can be control flow branches that depend on whether the message is PKCS conforming, such as error logging, data conversion and padding verification. They enable a host-based adversary to monitor the execution trace as the oracle. Attacks based on control-flow inference and cache FLUSH-RELOAD techniques [92, 93, 95] were designed against different applications.

3.4.2. CBC-MAC-PAD. The CBC-MAC padding scheme (Sec. 2.1.4) can also incur side-channel vulnerabilities.

Error message. When the receiver gets the ciphertext in CBC-MAC mode, she decrypts it and validates the padding format. (1) If the format is invalid, she rejects the message, and sends a *decryption_failed* error message to the sender. Otherwise, she checks the MAC value. (2) If the MAC is incorrect, she returns a *bad_record_mac* error message. (3) Otherwise, the message passes the validation and is accepted by the receiver. These three conditions with three different responses create a side channel: an adversary can modify the ciphertext and send it to the receiver for decryption. Based on the response, he can learn whether the chosen ciphertext is decrypted into an incorrect padding. This oracle enables the adversary to learn each byte of an arbitrary plaintext block.

This vulnerability was first discovered by Vaudenay [51]. Möller et al. [96] designed a variant attack, POODLE, to compromise SSL 3.0. Evaluations on different

applications [99, 100] and protocols [97, 98] were conducted to show its severity and pervasiveness.

Uniform response message [116]. This solution unifies the responses for both invalid padding format error and invalid MAC error, so the adversary cannot know whether the decrypted ciphertext has a valid padding or not.

Timing channels exist in this approach: if the format is invalid, the receiver only needs to perform simple operations on the very end of the ciphertext; otherwise, she needs to further perform MAC validation throughout the whole ciphertext, which takes more time. Attacks exploiting such timing discrepancy between these two cases were demonstrated against TLS protocol in stunnel [101], and DTLS in OpenSSL and GnuTLS [54].

Dummy MAC checking. This approach attempts to remove the timing channel by calling a dummy MAC validation even when the padding is incorrect. However, the calculation of MAC over a message M depends on the message length: it takes more time to compress longer M . Dummy MAC assumes the plaintext contains no padding, i.e., longest M . So an adversary can choose the ciphertext with short length of M to distinguish whether a real or dummy MAC is performed. AlFardan and Paterson [102] proposed lucky thirteen attacks, exploiting this vulnerability to recover plaintexts in TLS.

Constant-time compression. Different strategies were designed to achieve constant-time compression implementations: (1) dummy data can be appended to the padding for a maximum (i.e., constant) number of MAC compression operations; (2) extra dummy compression operations can be added to make MAC validation constant time.

These implementations still contain secret-dependent control flows, making them vulnerable to host-level attacks. An adversary can obtain the padding validation results via cache FLUSH-RELOAD [103], PRIME-PROBE [104] or control-flow inference [92] techniques.

4. Summary of Countermeasures

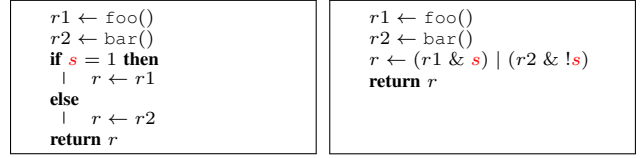
In this section, we summarize the cryptographic implementations from the perspective of side-channel defenses.

From Sec. 3 we observe that one implementation may be secure against one type of attack, but possibly vulnerable to another type of attack. The side-channel resistance of one implementation highly depends on the adversarial capabilities, i.e., type and granularity of observable side-channel information. Table 2 summarizes the effectiveness of different countermeasure implementations under different types of attacks, which serves as a reference for developers and users to select the optimal implementation based on their security demands and threat models.

The goal of side-channel defenses is to eliminate the correlation between the application’s secrets and runtime behaviors. This can be achieved by either *unifying* or *randomizing* the side-channel information. Different approaches may share common routines and features. Below we abstract the key features of these techniques.

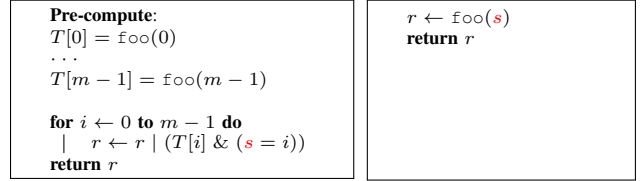
4.1. Side-channel Information Unification

4.1.1. Remove Control Flow. Control flow vulnerabilities exist when different values of the secret s lead to different



(a) AlwaysExecute-ConditionalSelect (b) AlwaysExecute-BitwiseSelect

Fig. 2: Remove control flow vulnerability



(a) AlwaysAccess-BitwiseSelect (b) On-the-fly calculation

Fig. 3: Remove data flow vulnerability

code paths distinguishable by the adversary (Figure 1a). Two strategies can be used to remove such control flow.

AlwaysExecute-ConditionalSelect. Each possible routine is always executed regardless of the condition. Based on the secret value, the correct result is assigned to the return variable (Figure 2a). This technique is adopted in modular exponentiation (Square-and-Multiply-always), scalar multiplication (Double-and-Add-always) and CBC-MAC-PAD (dummy MAC checking).

This solution is effective against network-level attacks. However, control flow in result selection can still be observed by an adversary via host-level attacks. Besides, if the values of each code path are pre-computed and stored in memory, the adversary can also infer the secret via data flow, exemplified by sliding window implementations in modular exponentiation and scalar multiplication.

AlwaysExecute-BitwiseSelect. This strategy performs all possible computations, and then selects the correct result using bitwise operations of secret s (Figure 2b). This introduces no branches or access patterns. The branchless Montgomery ladder algorithm adopts this solution for constant-time conditional swap in scalar multiplication.

4.1.2. Remove Data Flow. Data flow vulnerabilities exist when different values of the secret s cause different memory accesses that can be observed by the adversary (Figure 1b). Two strategies can remove such data flow.

AlwaysAccess-BitwiseSelect. This method accesses all critical locations, and selects the correct value based on the bitwise operation (Figure 3a). It is adopted in masked window modular exponentiation and scalar multiplication.

On-the-fly calculation. We can calculate the value every time it is used instead of pre-computing all values and storing them into a table, particularly when the calculation is not complex and does not introduce secret-dependent control flows. Branchless Montgomery ladder adopts this method in the square operation of scalar multiplication.

4.2. Side-channel Information Randomization

4.2.1. Cryptographic Blinding. This solution does not focus on specific primitives or operations. Instead, it im-

TABLE 2: The effectiveness of implementations under different adversarial capabilities (■ = vulnerable, □ = secure)

Category	Operation	Implementation	Network-level		Host-level					Index
			Timing	Message	Page	Cacheline	CacheBank	Branch	μ -ops	
Asymmetric Cryptography	Modular Multiplication	Basic and Karatsuba multiplication	■	□	■	■	■	■	■	1.1.1
		Square(Double)-and-Multiply(Add)	■	□	■	■	■	■	■	1.2.1
	Modular exponentiation Scalar multiplication	Square(Double)-and-Multiply(Add)-always	□	□	■	■	■	■	■	1.2.2
		Sliding window	■	□	■	■	■	■	■	1.2.3
		Fixed window	□	□	□	□	□	□	□	1.2.4
		Masked window	□	□	□	□	□	□	□	1.2.5
		Montgomery ladder	□	□	■	■	■	■	■	1.2.6
		Branchless montgomery ladder	□	□	□	□	□	□	□	1.2.7
	Modular inverse	Binary Extended Euclidean Algorithm	■	□	■	■	■	■	■	1.3.1
		Extended Euclidean Algorithm	□	□	□	□	□	□	□	1.3.2
	RSA, ElGamal, ECDH, ECDSA	Key blinding	□	□	■	■	■	■	■	-
		Plaintext/ciphertext blinding	□	□	□	□	□	□	□	-
Asymmetric Cryptography	Substitution-Permutation	T-box lookup	■	□	□	■	■	□	□	2.1.1
		AES-NI	□	□	□	□	□	□	□	-
Post-Quantum Cryptography	Distribution Sampling	Cumulative Distribution Table Sampling	□	□	■	■	■	■	■	3.1.1
		Rejection Sampling	□	□	■	■	■	■	■	3.1.2
	Failure Rate Reduction	Error Correcting Code	■	□	■	■	■	■	■	3.2.1
		Message Randomization	■	□	■	■	■	■	■	3.3.1
Protocol Padding	RSA-PAD	Error message	■	■	■	■	■	■	■	4.1.1
		Uniform response message	■	□	■	■	■	■	■	4.1.2
	CBC-MAC-PAD	Error message	■	■	■	■	■	■	■	4.2.1
		Uniform response message	■	□	■	■	■	■	■	4.2.2
		Dummy MAC checking	■	□	■	■	■	■	■	4.2.3
		Constant-time compression	□	□	■	■	■	■	■	4.2.4

proves the high-level asymmetric cipher algorithms. There are generally two types of blinding techniques.

Key blinding. A random factor is blended into the secret key, but the original key and the randomized key generate the same cryptographic result. The adversary can only obtain the randomized key via side-channel attacks, which is useless without knowing the blended random factor.

For ECDSA and ECDH, the randomized key is $k + sr$ where r is a random number and s is the group order. The scalar multiplication generates $(k + sr)G$, the same as kG [39]. For RSA and ElGamal, the randomized key is $d + r\phi(n)$ where r is a random number and ϕ is the Euler’s totient function. The decryption gives $c^{d+r\phi(n)} \bmod n$, the same as $c^d \bmod n$. In both cases, the true value of k is hidden from side-channel adversaries.

Plaintext/ciphertext blinding. This approach randomizes the plaintexts or ciphertexts, adaptively chosen by the adversary. The randomized texts cause the adversary to recover a wrong key via side-channel analysis. This solution works only if correct ciphertexts can be produced from randomized plaintexts and vice versa.

For ECDSA and ECDH, we can choose a random point R and use $G' = G + R$ in computation. The adversary cannot recover k from the side-channel observation without the knowledge of R [39], but we can easily reproduce the correct result kG by subtracting kR from kG' . For RSA and ElGamal, we can generate a random value r , and replace c with $c * r^e$. Now the decryption process is randomized to be $(c * r^e)^d \bmod n = c^d * r^{ed} \bmod n$. To get $c^d \bmod n$ we can simply multiply the result by r^{-1} , as $r^{ed} * r^{-1} \equiv 1 \bmod n$.

5. Evaluation of Cryptographic Libraries

From a practical perspective, we review, analyze and evaluate the development of side-channel attacks and defenses in two commonly used cryptographic libraries: OpenSSL and GNU Crypto (GnuPG, Libgcrypt and GnuTLS). We collect side-channel related history (1999 – 2019) from Common Vulnerabilities and Exposures (CVE), changelogs and commit messages, and source code. Table 3 shows the evolution of the libraries. The full history is tabulated in Appendix D.

5.1. Vulnerability severity

We examine the severity and practicality of side-channel attacks as well as the attention developers paid to them. We establish the measurements for these threats and compare them with other vulnerability categories.

We adopt the Common Vulnerability Scoring System (CVSS)¹, an industry standard, to assess each CVE. The score ranges from 0 (least severe) to 10 (most severe). We consider the *Base* score that well represents the inherent quality of a vulnerability. It comprises two sub-scores, *Exploitability* that defines the difficulty to attack the software and *Impact* that defines the level of damage to certain properties of the software under a successful attack. Appendix C details computation of these scores.

For OpenSSL and GNU Crypto, the top vulnerabilities are denial-of-service, arbitrary code execution, buffer overflow, and memory corruption. Figure 4 compares the average scores and quantities of these vulnerability categories². We observe that *side-channel vulnerabilities are regarded less severe than other types* due to lower *Exploitability* and *Impact* sub-scores. Side-channel attacks usually require stronger adversarial capabilities, in-depth knowledge about underlying platforms, and a large amount of attack sessions, but only cause partial confidentiality breach as they leak (part of) keys or plaintexts. In contrast, other vulnerabilities may be exploited by less-experienced attackers, but enable them to execute arbitrary code or disable the services entirely.

Next we compare side-channel vulnerabilities in two categories: asymmetric ciphers and protocol padding (we skip symmetric ciphers and post-quantum cryptography as fewer vulnerabilities were identified in their libraries). Figure 5a shows the average CVSS scores of each category. We observe that *vulnerabilities in protocol padding are generally more severe than those in asymmetric ciphers*

1. The latest CVSS version is v3.0. In this paper, we adopt CVSS v2.0, as old vulnerabilities were not assigned CVSS v3.0 scores.

2. There are some mistakes in CVEs: (1) all side-channel vulnerabilities should only have partial confidentiality impact, while CVE-2003-0131, CVE-2013-1619 and CVE-2018-16868 were also assigned partial integrity or availability impact. (2) CVE-2018-10844, CVE-2018-10845 and CVE-2018-10846 should have local access vector, but they were assigned network access vector. We corrected them in our analysis.

TABLE 3: Evolution of cryptographic libraries for side-channel activities

Date	Version	Vulnerable Operations	Vulnerable Implementation	CVE	Countermeasures	Index
2001/07/09	0.9.6b	RSA-PAD	Uniform error message		Fix bugs	
2003/02/19	0.9.6i, 0.9.7a	CBC-MAC-PAD	Uniform error message	CVE-2003-0078	Dummy checking for TLS	4.2.2.a
2003/04/10	0.9.6j, 0.9.7b	Modular multiplication	Basic and Karatsuba multiplication	CVE-2003-0147	RSA blinding	1.1.1.a
		RSA-PAD	Uniform error message	CVE-2003-0131	Uniform version error message	4.1.1.b
2005/07/05	0.9.8	Modular exponentiation	Sliding window		Fixed window	
2005/10/11	0.9.7h					
2007/10/11	0.9.8f	Modular inversion	Binary Extended Euclidean Algorithm		Euclidean Extended Algorithm	
2011/09/06	1.0.0e	Scalar multiplication	Montgomery ladder	CVE-2011-1945	Make the bit length of scalar constant	1.2.6.b
	0.9.8s					
2012/01/04	0.9.8s, 1.0.0f	CBC-MAC-PAD	Uniform error message	CVE-2011-4108	Dummy checking for DTLS	4.2.2.b
			Padding data initialization	CVE-2011-4576	Fix bugs	
2012/03/12	0.9.8u, 1.0.0h	RSA-PAD (PKCS #7 and CMS)	Error message	CVE-2012-0884	Uniform error message and dummy checking	
2012/03/14	1.0.1	Scalar multiplication	Sliding window		Masked window	
		Substitution-Permutation	T-box lookup		AES-NI support	
2013/02/05	0.9.8y, 1.0.0k, 1.0.1d	CBC-MAC-PAD	Dummy MAC checking	CVE-2013-0169	Dummy data padding	4.2.3.a
2014/04/07	1.0.1g	Scalar multiplication	Montgomery ladder	CVE-2014-0076	Branchless Montgomery ladder	1.2.6.a
2014/06/05	0.9.8za, 1.0.0m					
2014/10/15	0.9.8zc, 1.0.0o, 1.0.1j	CBC-MAC-PAD	Error message	CVE-2014-3566	Disable fallback of SSLv3.0	4.2.1.b
2016/01/28	1.0.1r, 1.0.2f	RSA-PAD	Uniform error message	CVE-2015-3197	Disable SSLv2 ciphers	4.1.2.b
				CVE-2016-0703		
				CVE-2016-0704		
2016/03/01	1.0.1s, 1.0.2g	RSA-PAD	Uniform error message	CVE-2016-0800	Disable SSLv2 protocols	4.1.2.b
				CVE-2015-3197		
				CVE-2016-0703		
				CVE-2016-0704		
2016/05/03	1.0.1t, 1.0.2h	Modular exponentiation	Fixed window	CVE-2016-0702	Masked window	1.2.4.a
		CBC-MAC-PAD (AES-NI)	Dummy data padding	CVE-2016-2107	Fix bugs	
2016/09/22	1.0.1u, 1.0.2i	Modular exponentiation	Fixed window	CVE-2016-2178	Fix bugs	
2018/08/14	1.0.2p, 1.1.0i	Scalar multiplication	Branchless Montgomery ladder	CVE-2018-0737	On-the-fly calculation to replace lookup table	1.3.1.c
		Modular inversion	Binary Greatest Common Divisor		Extended Euclidean Algorithm	
		Modulo	Early exit		ECDSA and DSA blinding	
2018/09/11	1.1.1	Scalar multiplication	Sliding window		Branchless Montgomery ladder	
			Branchless Montgomery ladder		Differential addition-and-doubling	
			Masked window		Coordinate blinding	
		Modular inversion	Extended Euclidean Algorithm	Branchless Montgomery ladder	Implementing new constant-time function for EC	
2018/11/20	1.0.2q	Scalar multiplication (P-384)	Sliding window	CVE-2018-5407	Branchless Montgomery ladder	1.2.3.d
2019/02/26	1.0.2r, 1.1.0j, 1.1.1a	DSA sign setup	Space preallocation	CVE-2018-0734	Fix bugs	
		Scalar multiplication	Space preallocation	CVE-2018-0735	Fix bugs	
2019/02/26	1.1.1b	CBC-MAC-PAD	Protocol error handling	CVE-2019-1559	Fix bugs	
		Modular inversion (EC)	Binary Extended Euclidean Algorithm		EC-specific inversion function with input blinding	

(a) OpenSSL

Date	Version	Vulnerable Operations	Vulnerable Implementation	CVE	Countermeasures	Index
2006/09/08	T1.4.3	RSA-PAD	Error Message		Uniform error message	
2006/09/21	T1.5.1					
2011/06/29	L1.5.0	Substitution-permutation	T-box lookup		AES-NI support	
2012/01/06	T3.0.11	CBC-MAC-PAD	Uniform error message	CVE-2012-0390	Dummy checking for DTLS	4.2.2.b
2013/02/04	T2.12.23, T3.0.28, T3.1.7	CBC-MAC-PAD	Dummy MAC checking	CVE-2013-1619	Dummy data padding	4.2.3.a
2013/07/25	P1.4.14, L1.5.3	Modular exponentiation	Square-and-Multiply	CVE-2013-4242	Square-and-Multiply-always	1.2.1.a
2013/12/16	L1.6.0	Modular exponentiation	Square-and-Multiply	CVE-2013-4242	Square-and-Multiply-always	1.2.1.a
2013/12/18	P1.4.16	Modular multiplication	Basic and Karatsuba multiplication	CVE-2013-4576	Exponentiation blinding	
2014/08/07	L1.5.4	Modular multiplication	Basic and Karatsuba multiplication	CVE-2014-5270	Exponentiation blinding	
2015/02/27	P1.4.19, L1.6.3	Modular multiplication	Basic and Karatsuba multiplication	CVE-2014-3591	ElGamal Blinding	
		Modular exponentiation	Sliding window	CVE-2015-0837	Remove control flow of multiply operation	1.2.1.b
2016/02/09	L1.6.5	Scalar multiplication	Sliding window	CVE-2015-7511	Double-and-Add-always	
2016/02/18	L1.5.5					
2016/04/15	L1.7.0	Modular multiplication	Basic and Karatsuba multiplication	CVE-2014-3591	ElGamal Blinding	
		Modular exponentiation	Sliding window	CVE-2015-0837	Remove control flow of multiply operation	1.2.1.b
		Scalar multiplication	Sliding window	CVE-2015-7511	Double-and-Add-always	
2017/06/29	L1.7.8	Modular exponentiation	Sliding window	CVE-2017-7526	RSA exponentiation blinding	1.2.3.b
2017/07/18	L1.8.0					
2017/07/19	P1.4.22					
2017/08/27	L1.7.9, L1.8.1	Scalar multiplication	Branchless montgomery ladder	CVE-2017-0379	Input validation	1.2.7.b
2018/06/13	L1.7.10, L1.8.3	Modulo	Early exit	CVE-2018-0495	ECDSA blinding	
		CBC-MAC-PAD	Pseudo constant time	CVE-2018-10844	New variant of pseudo constant time (Not fully mitigate the vulnerability))	4.2.4.c
CVE-2018-10845						
CVE-2018-10846						
2018/12/01	T3.6.5	RSA-PAD	Pseudo constant time	CVE-2018-16868	Hide access pattern and timing	4.1.2.d

(b) GNU crypto (For the version column, P: GnuPG; L: Libcrypt; T: GnuTLS)

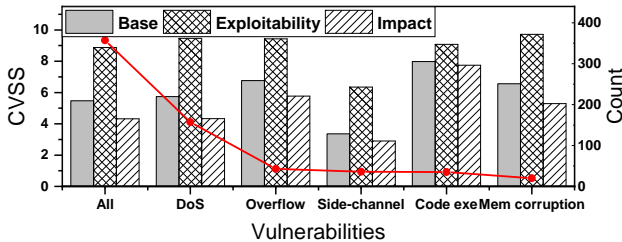
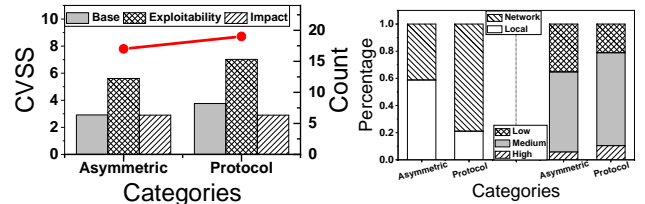


Fig. 4: CVSS score of different software vulnerabilities.



(a) CVSS Scores

(b) Access vector and complexity

Fig. 5: Side-channel vulnerabilities in different operations

due to higher *Exploitability*. The underlying reason is that *Exploitability* is determined by access vector and access complexity (Appendix C). Figure 5b shows the breakdown of these two factors in each category. For

access vector, network vector and local vector are neck and neck for vulnerabilities in asymmetric ciphers, but the former dominates access vectors of padding oracle attacks, rendering them more exploitable. For access com-

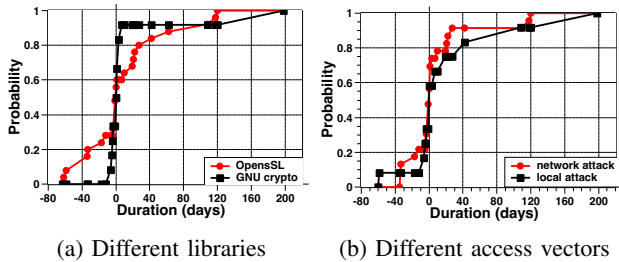


Fig. 6: Cumulative distributions of vulnerability windows

plexity, medium access complexity is a majority for both categories, and the difference between them is not large enough to significantly affect the score.

5.2. Vulnerability Response

We evaluate the responses to discovered side-channel vulnerabilities from the cryptographic library developers.

Response speed. For each vulnerability, we measure the *vulnerability window*, defined as the duration from the vulnerability publication date³ to the patch release date. If the patch release date is earlier than the vulnerability publication date, the vulnerability window is negative. Obviously narrower vulnerability window leads to fewer chances of exploit and less damage.

Figure 6a shows the cumulative distribution of vulnerability windows for OpenSSL and GNU Crypto. We can see that *both libraries responded to side-channel vulnerabilities very actively*: 56% and 50% of vulnerabilities were fixed by the two libraries respectively before publication; more than 80% of vulnerabilities were fixed within one month of their disclosure; each library has only one case that spanned more than 4 months, the longest duration being 198 days in GnuPG. Figure 6b compares the vulnerability windows of different access vectors. *Although network attacks are more severe than local attacks, they were fixed at similar speeds.*

Response coverage. We found that *most discovered vulnerabilities were addressed in OpenSSL and GNU Crypto, except that host-based padding oracle vulnerabilities [92, 104] still exist in both libraries at the time of writing.* One possible reason is that such host attacks require stronger adversarial capabilities and can only work in limited contexts, and thus are less severe.

5.3. Cross-branch Patch Consistency

An application usually maintains different development branches concurrently. When a vulnerability is discovered, if the corresponding patch is not applied to all live branches at the same time, then an adversary gets an chance to attack the unpatched branches. For instance, OpenSSL replaced the vulnerable sliding window scalar multiplication with branchless Montgomery ladder in version 1.1.0i on August 14, 2018, but not in the 1.0.2 branch. This left a chance for port-based attacks [68] to work on the sliding window implementation in OpenSSL 1.0.2,

3. A side-channel vulnerability may be published in different ways, including online archives, security conferences and journals, and the CVE system. We use the earliest of all such dates.

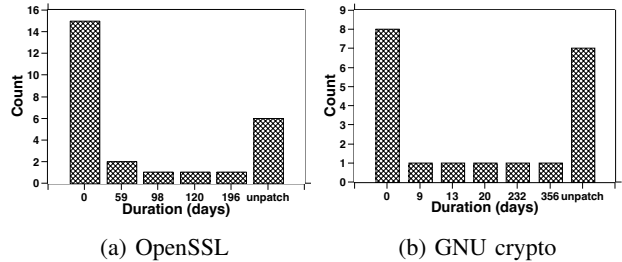


Fig. 7: Number of patches for cross-branch windows

which urged the developers to apply the patch to 1.0.2q on November 20, 2018.

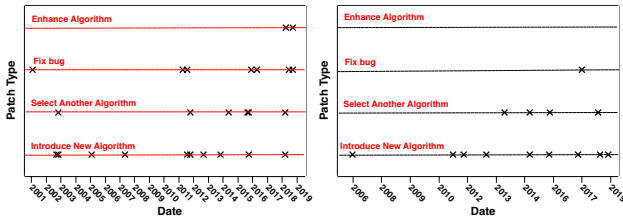
For each vulnerability, we measure the *cross-branch vulnerability window*, defined as the duration from the first patch release date to the date when all live branches are patched. Figure 7 shows the number of patches in different vulnerability windows for both libraries. *In most cases, a patch was applied to all live branches at the same time (0 days). Some patches are however still missing in certain branches at the time of writing (unpatch).* For example, OpenSSL 1.0.1 introduced masked-window multiplication and AES-NI support that were never ported to 0.9.8 and 1.0.0 branches before their end of life. OpenSSL 1.0.2r includes a bug fix for protocol error handling, but it is not applied to 1.1.0 and 1.1.1. Some new side-channel bug fixes, not critical though, in OpenSSL 1.1.1 and 1.1.1b are not included in 1.0.2 and 1.1.0. For GNU Crypto, CVE-2015-0837 was fixed in GnuPG 1.4.19 and Libgcrypt 1.6.3, but not in Libgcrypt 1.5.x. Fortunately this branch has reached its end of life on December 31, 2016.

5.4. Countermeasure Type

We study the types of countermeasures commonly adopted by cryptographic libraries to fix side-channel vulnerabilities. Four categories are considered: (1) introducing brand new implementations; (2) selecting existing secure implementations; (3) fixing software bugs; (4) enhancing robustness of existing implementations. Classification of countermeasures for OpenSSL and GNU Crypto is shown in Figure 8.

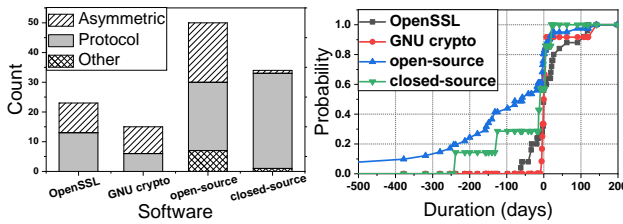
In the earlier days, OpenSSL mainly introduced new implementations to fix side-channel vulnerabilities. *After many years' evolution, each cryptographic operation has secure implementations, and brand new solutions become unnecessary.* Recent patches were often minor bug fixes. Besides, previously developers only patched the code upon revelation of new issues. Now they proactively fortify the library without the evidence of potential vulnerabilities. This definitely improves the security of the library against side-channel attacks.

GNU Crypto has fewer vulnerabilities and patches compared to OpenSSL, and prefers using traditional solutions for some common issues. For instance, to mitigate the vulnerability in sliding window scalar multiplication, OpenSSL adopted a new solution, masked-window multiplication, while Libgcrypt regressed to less efficient Double-and-Add-always. Besides, development of GNU Crypto is generally several years behind OpenSSL.



(a) OpenSSL (b) GNU crypto

Fig. 8: Countermeasure types of the two libraries



(a) Vulnerable categories (b) Response speed

Fig. 9: Comparisons between different applications

5.5. Comparisons with Other Libraries

Finally we summarize side-channel CVEs in other cryptographic applications (Table 4), and compare them with OpenSSL and GNU Crypto.

Vulnerable Categories. Figure 9a shows the breakdown of vulnerabilities in different categories. We observe that *side-channel vulnerabilities exist widely in many applications, in addition to OpenSSL and GNU Crypto*. We believe a lot of unrevealed side-channel vulnerabilities still exist in various applications, for two reasons.

First, researchers tend to study common cryptographic libraries, encouraging their developers to continuously improve the code. Other less evaluated applications may still contain out-of-date vulnerabilities, but their developers are unaware or ignorant of them. For instance, Bleichenbacher attack was proposed 20 years ago and has been mitigated in common libraries like OpenSSL and GnuTLS, but it still exists in about one third of top 100 Internet domains including Facebook and PayPal, as well as widely used products from IBM, Cisco and so on [89].

Second, some attacks such as those against cryptographic primitives or based on micro-architectural contention require the source code to be available, prohibiting researchers from discovering vulnerabilities in closed-source applications. For instance, Figure 9a shows that the majority of vulnerabilities found in closed-source applications are padding oracles via remote timing or message side channels, likely because no source code is needed to experiment with these attacks. We do not know if they also suffer from padding oracle attacks via micro-architectural side channels, as current studies [92, 93, 103, 104] evaluated them only on open-source libraries. It is also unclear if they possess vulnerabilities related to modular or scalar operations for the similar reason.

Response speed and coverage. Figure 9b compares the response speeds of different applications. Interestingly, *they all responded to the vulnerabilities very fast*. Most vulnerabilities were published only after the release of

TABLE 4: Vulnerabilities in other applications

Date	Application	Vulnerable Operations	CVE	Patch date	Index
2001/06/27	OpenSSH, AppGate, ssh-1	RSA-PAD	CVE-2001-0361	2001/01/29	
2004/12/31	MatrixSSL	Modular Multiplication	CVE-2004-2682	2004/06/01	
2009/08/31	XySSL	RSA-PAD	CVE-2008-7128	*	
2010/08/20	Apache MyFaces	Padding oracle attack	CVE-2010-2057	2010/06/10	
2010/10/20	Oracle Mojarra	Padding oracle attack	CVE-2010-4007	2010/06/10	
2013/02/08	Rack	HMAC comparison	CVE-2013-0263	2013/02/07	
2013/02/08	Mozilla NSS	MAC-CBC-PAD	CVE-2013-1620	2013/02/14	4.2.2.b
2013/02/08	wolfSSL, CyaSSL	MAC-CBC-PAD	CVE-2013-1623	2013/02/05	4.2.2.b
2013/02/08	Bouncy Castle	MAC-CBC-PAD	CVE-2013-1624	2013/02/10	4.2.2.b
2013/10/04	PolarSSL	RSA-CRT	CVE-2013-5915	2013/10/01	
2013/11/17	OpenVPN	Padding oracle attack	CVE-2013-2061	2013/03/19	
2015/07/01	Libcrypt++	Rabin-WilliamsDSA	CVE-2015-2141	2015/11/20	
2016/04/07	Erlang/OTP	MAC-CBC-PAD	CVE-2015-2774	2015/03/26	4.2.1.b
2016/05/13	Botan	MAC-CBC-PAD	CVE-2015-7827	2015/10/26	
2016/05/13	Botan	Modular inversion	CVE-2016-2849	2016/04/28	
2016/07/26	Cavium SDK	RSA-CRT	CVE-2015-5738	**	
2016/09/03	jose-php	HMAC comparison	CVE-2016-5429	2016/08/30	
2016/10/10	Intel IPP	RSA	CVE-2016-8100	**	
2016/10/28	Botan	RSA-PAD	CVE-2016-8871	2016/10/26	
2016/12/13	wolfSSL	AES T-table lookup	CVE-2016-7440	2016/09/26	
2017/01/23	Malcolm Fell jwt	Hash comparison	CVE-2016-7037	2016/09/05	
2017/02/13	Crypto++	RSA	CVE-2016-3995	2016/09/11	
2017/03/03	MatrixSSL	RSA-CRT	CVE-2016-6882	2016/11/25	
2017/03/03	MatrixSSL	RSA-PAD	CVE-2016-6883	2016/04/18	
2017/03/07	Intel QAT	RSA-CRT	CVE-2017-5681	**	
2017/04/10	Botan	MAC-CBC-PAD	CVE-2015-7824	2015/10/26	
2017/04/14	Nettle	Modular exponentiation	CVE-2016-6489	2016/08/04	1.2.3.e
2017/07/27	Apache HTTP	Padding oracle attack	CVE-2016-0736	2016/10/20	
2017/08/10	Apache CXF	MAC comparison	CVE-2017-3156	**	
2017/08/20	Nimbus JOSE+JWT	Padding oracle attack	CVE-2017-12973	2017/06/02	
2017/09/25	Botan	Modular exponentiation	CVE-2017-15333	2017/10/02	
2017/12/12	Erlang/OTP	RSA-PAD	CVE-2017-1000385	2017/11/23	
2017/12/12	Bouncy Castle	RSA-PAD	CVE-2017-13098	2017/12/28	4.1.1.c
2017/12/12	wolfSSL	RSA-PAD	CVE-2017-13099	2017/10/31	4.1.1.c
2018/01/02	Linaro OP-TEE	RSA Montgomery	CVE-2017-1000413	2017/07/07	
2018/06/04	Bouncy Castle	DSA	CVE-2016-1000341	2016/12/23	
2018/06/04	Bouncy Castle	Padding oracle attack	CVE-2016-1000345	2016/12/23	
2018/06/14	LibreSSL	Modulo primitive	CVE-2018-12434	2018/06/13	
2018/06/14	Botan	Modulo primitive	CVE-2018-12435	2018/07/02	
2018/06/14	wolfssl	Modulo primitive	CVE-2018-12436	2018/05/27	
2018/06/14	LibTomCrypt	Modulo primitive	CVE-2018-12437	*	
2018/06/14	LibSuanEC	Modulo primitive	CVE-2018-12438	**	
2018/06/14	MatrixSSL	Modulo primitive	CVE-2018-12439	2018/09/13	
2018/06/14	BoringSSL	Modulo primitive	CVE-2018-12440	**	
2018/07/28	ARM mbed TLS	MAC-CBC-PAD	CVE-2018-0497	2018/07/24	
2018/07/28	ARM mbed TLS	MAC-CBC-PAD	CVE-2018-0498	2018/07/24	
2018/09/21	Apache Mesos	HMAC comparison	CVE-2018-8023	2018/07/25	
2018/12/03	nettle	RSA-PAD	CVE-2018-16869	*	4.1.2.d
2018/12/03	wolfSSL	RSA-PAD	CVE-2018-16870	2018/12/27	4.1.2.d
2019/03/08	Botan	Scalar multiplication	CVE-2018-20187	2018/10/01	

(a) Open-source libraries

Date	Application	Vulnerable Operations	CVE	Patch date	Index
2010/09/22	Microsoft IIS	Padding oracle attack	CVE-2010-3332	2010/09/27	
2013/02/08	Opera	MAC-CBC-PAD	CVE-2013-1618	2013/02/13	4.2.2.b
2013/06/21	IBM WebSphere Commerce	Padding oracle attack	CVE-2013-0523	**	
2014/08/16	IBM WebSphere DataPower	-	CVE-2014-0852	**	
2014/12/09	F5 BIG-IP	MAC-CBC-PAD	CVE-2014-8730	**	
2015/08/02	Siemens RuggedCom ROS	MAC-CBC-PAD	CVE-2015-5537	**	
2015/11/08	IBM DataPower Gateways	Padding oracle attack	CVE-2015-7412	**	
2016/04/12	EMC RSA BSAFE	RSA-CRT	CVE-2016-0887	**	
2016/04/21	CloudForms Management Engine	Padding oracle attack	CVE-2016-3702	*	4.2.1.a
2016/09/08	HPE Integrated Lights-Out 3	Padding oracle attack	CVE-2016-4379	2016/08/30	
2016/12/15	Open-Xchange OX Guard	Padding oracle attack	CVE-2016-4028	2016/04/21	
2017/02/03	EMC RSA BSAFE	Padding oracle attack	CVE-2016-8217	2017/01/20	
2017/03/23	Cloudera Navigator	MAC-CBC-PAD	CVE-2015-4078	**	
2017/06/30	OSCEI Transport	Padding oracle attack	CVE-2017-10668	**	
2017/08/02	Citrix NetScaler	MAC-CBC-PAD	CVE-2015-3642	**	
2017/11/17	F5 BIG-IP	RSA-PAD	CVE-2017-6168	**	4.1.1.c
2017/12/13	Citrix NetScaler	RSA-PAD	CVE-2017-17382	**	4.1.1.c
2017/12/13	Radware Alteon	RSA-PAD	CVE-2017-17427	**	4.1.1.c
2017/12/15	Cisco ASA	RSA-PAD	CVE-2017-12373	2018/01/05	4.1.1.c
2018/01/10	Palo Alto Networks PAN-OS	RSA-PAD	CVE-2017-17841	**	4.1.1.c
2018/02/05	Cavium Nitrox and TurboSSL	RSA-PAD	CVE-2017-17428	**	4.1.1.c
2018/02/07	IBM GSKit	Padding oracle attack	CVE-2018-1388	**	
2018/02/26	Unisys ClearPath MCP	RSA-PAD	CVE-2018-5762	**	4.1.1.c
2018/05/17	Symantec SSL Visibility	RSA-PAD	CVE-2017-15533	2018/01/12	4.1.1.c
2018/05/17	Symantec IntelligenceCenter	RSA-PAD	CVE-2017-18268	**	4.1.1.c
2018/07/31	Huawei products	RSA-PAD	CVE-2017-17174	**	
2018/08/15	Clavister vOS Core	RSA-PAD	CVE-2018-8753	**	
2018/08/15	AKEL Z-WALL/LJSG	RSA-PAD	CVE-2018-9129	**	
2018/08/21	Huawei products	RSA-PAD	CVE-2017-17305	**	
2018/08/31	RSA BSAFE Micro Edition Suite	RSA-PAD	CVE-2018-11057	**	
2018/09/11	RSA BSAFE SSL-J	RSA-PAD	CVE-2018-11069	**	
2018/09/11	RSA BSAFE Crypto-J	RSA-PAD	CVE-2018-11070	**	
2018/09/12	Intel AMT	RSA-PAD	CVE-2018-3616	**	
2019/02/22	Citrix NetScaler Gateway	Padding oracle attack	CVE-2019-6485	**	

(b) Closed-source products

* Whether and when this vulnerability is addressed is not revealed.

** This vulnerability is addressed, but the date is not revealed.

corresponding patches, leaving no vulnerability windows for adversaries to exploit.

Regarding the coverage, *most discovered vulnerabilities were addressed, with a few exceptions* (annotated with * in Tables 4a and 4b) where too little public information is available. For these cases, we are unable to ascertain whether these issues were solved or not.

6. Insights and Lessons

We draw some insights and suggestions based on the summarization and evaluation of side-channel vulnerabilities and countermeasures. We hope they can benefit cryptographic software developers, users and researchers.

6.1. Research Directions

First, we propose several promising opportunities and directions for future side-channel research.

D1: Identify new vulnerabilities in state-of-the-art cryptographic implementations, more likely in less-studied ciphers and operations.

The discovery and exploitation of various side-channel vulnerabilities during the past decades inspired people to search for new secure solutions. Now each critical cryptographic primitive has secure algorithms and implementations that are robust against different types of side-channel attacks. Thus, it is interesting to explore new fundamental vulnerabilities in current implementations. In addition to the cryptographic operations discussed in Sec. 3, researchers can focus on other ciphers and operations, and search for new critical vulnerabilities. For instance, the emerging post-quantum cryptography has drawn people’s attention for its resistance against quantum computer based attacks. Different types of post-quantum algorithms were designed for public key infrastructure, e.g., hash-based, lattice-based and multivariate cryptography. Currently researchers only focus on the side-channel vulnerabilities in lattice-based cryptography. It is interesting to explore if there are any chances to attack other types of post-quantum cryptography schemes.

D2: Discover outdated vulnerabilities in less popular and closed-source applications.

As discussed in Sec. 5.5, old vulnerabilities, especially those against cryptographic primitives or via micro-architectural contention, can still exist in real-world applications. It is worth the research effort to conduct a more comprehensive evaluation of various side-channel vulnerabilities on different open-source libraries and commercial products. This will raise public awareness on side-channel threats, and more importantly, encourage developers to secure these applications as a result.

D3: Design new side-channel attack techniques that can capture finer grained side-channel information, and study countermeasures for the new attacks.

From Sec. 3 we observe that innovation in providing adversaries with more detailed information usually exposes new vulnerabilities. For instance, fixed window modular exponentiation with scatter-gather approach was designed to defeat attacks with the granularity of cache line. However, a new attack method that captures cache-bank level information [71] invalidated the approach. Previous countermeasures for padding oracle attacks only considered remote attacks, and thus they focused on producing uniform responses in constant time. Later, host-based attack techniques were applied to padding oracle settings [92, 93, 103, 104], compromising such solutions. We hence propose this research direction so the security of cryptographic operations can be constantly enhanced.

6.2. Development Recommendations

We offer some suggestions for developers of cryptographic applications and systems to make the implementations more secure and efficient.

R1: Different countermeasure strategies can have different vulnerability coverages and performance costs.

Developers need to carefully select the optimal strategies for critical operations.

We summarized different countermeasures and their features in Sec. 4. To remove control flow vulnerabilities, AlwaysExecute strategies introduce performance overhead due to execution of all possible code routines. ConditionalSelect can only defeat remote attacks since it still leaves a minor secret-dependent control flow, while BitwiseSelect is secure against all known types of attacks.

To remove data flow vulnerabilities, AlwaysAccessBitwiseSelect defeats all known types of attacks with the price of performance degradation from extra memory accesses. On-the-fly calculation is useful if the computation does not contain secret-dependent control flows, while repeated computation causes slowdown.

Cryptographic blinding is a technique dedicated for asymmetric cryptography such as RSA, ElGamal and ECC. It is particularly effective in cases where secret-dependent control flow or data flow is hard to remove (e.g., modular multiplication). Plaintext/ciphertext blinding can only defeat chosen-input side-channel attacks, while key blinding does not have this limitation.

R2: Software bugs contribute a lot to side-channel vulnerabilities. Developers should verify the code correctness of critical operations prior to release.

Developers may accidentally leave software bugs that can be exploited to perform side-channel attacks. As critical cryptographic operations are designed to be more secure today, adversaries now tend to search such bugs to break the secure designs and implementations (Sec. 5.4). There are three common types of side-channel bugs. First, incorrect flag propagation prevents some cryptographic operations from calling the securely implemented routine even though it is already introduced, exemplified by modular exponentiation [117] and inversion [118]. Second, some secure implementations are only partly applied to the operations or primitives, leaving the rest still vulnerable. For instance, in OpenSSL before version 1.0.2q, most curves (P-224, P-256 and P-521) adopted secure branchless Montgomery ladder or masked window for scalar multiplication, but P-384 curve still used the insecure sliding window implementation, offering the adversary an opportunity to compromise ECDSA [68]. Third, some corner cases were overlooked during implementation, giving rise to non-constant runtime behaviors in execution time [104, 119], message type [53] and format [91].

To verify if the secure routines are selected properly and applied to all operations or primitives, developers can insert breakpoints inside the insecure routines and check if they are reached [78]. To verify if the implementation has expected constant behaviors, developers can measure the side-channel information under different cases and check if they are indistinguishable.

R3: Developers should carefully handle the reported vulnerabilities. They should (1) prioritize the most severe vulnerabilities; (2) apply patches to all live branches at the same time; (3) apply patches to all vulnerable operations.

From Sec. 5.1 we observe that different types of side-channel vulnerabilities are assigned with different severity scores. The network-level vulnerabilities are particularly severe as they are more exploitable, so developers should

pay special attention to those attacks and prioritize their fixes. Besides, when a vulnerability is disclosed, developers should apply the corresponding countermeasure patches to all live branches of the application immediately. Otherwise, the unpatched branch will remain vulnerable as the threat is disclosed to the public (Sec. 5.3). Developers should also check whether the application contains other implementations sharing the same vulnerability. If so they should also fix them even though they are not reported.

6.3. Indications in Practice

We draw some conclusions for cryptographic application users about side-channel threats and countermeasures from a practical viewpoint.

I1: Side-channel vulnerabilities are generally considered less severe compared to other vulnerabilities, although their volume in CVE database is non-trivial.

As discussed in Sec. 5.1, two reasons make side-channel threats less severe: the attacks require higher adversarial capabilities and more domain knowledge, and the damage is relatively smaller. Thus, the existence of these vulnerabilities in applications is by no means a catastrophe to the users and there is no need to panic. The world has not seen an occurrence of malicious side-channel attacks that could bring severe damages so far.

I2: Although side-channel vulnerabilities are regarded as less severe, they are handled very actively, either in mainstream open-source libraries (Sec. 5.2), less popular libraries or closed-source products (Sec. 5.5).

Such active attitude towards side-channel threats is reflected in several aspects. First, new side-channel vulnerabilities were fixed at a very fast speed to reduce users' potential damage. Second, most known side-channel vulnerabilities to date were fixed. Third, cryptographic libraries are now shifting the countermeasures from brand new implementations to minor bug fixes and enhancement, indicating that they are becoming more mature (Sec. 5.4).

I3: It is unnecessary for users to always patch or upgrade the libraries for the most secure implementations. They can adopt those suited to their scenarios.

If a use case does not need to consider certain adversarial capabilities, countermeasures designed for them will not be necessary. For instance, if the application does not have network interfaces, then the user does not need to consider network-level side-channels. If the application does not share the computing platform with other untrusted parties, then the user does not need to consider host-level attacks.

7. Related Work

7.1. Physical Attacks

Different from software side-channel attacks, physical side-channel attacks require the adversary to be local to the target system running the victim application to collect the side-channel signals during the application execution. Different attacks have been proposed against cryptographic applications [36–40, 120–122]. Some of them are so powerful that even the application does not contain secret-dependent control flow or data flow, they

are still able to deduce secrets via intermediate values [39]. Systematization of these attacks and vulnerabilities is however not relevant in this paper.

7.2. Attacking Non-cryptographic Applications

In addition to recovering keys in cryptographic operations, side-channel attacks can also be used to steal other types of information. At the application level, attacks exist to identify keystrokes [52, 123–129], application states and activities [130–132], and websites [133, 134]. At the system level, adversaries may use side channels to infer host configurations [135] and memory layout information [136–139]. Meltdown [140] and Spectre [141] attacks were disclosed to bypass the isolation and protection schemes in operating systems, followed by variants of such attacks [142–147]. Systematization of these attacks is out of the scope of our work.

7.3. Identification of Vulnerabilities

Various approaches and tools were designed to automatically identify potential side-channel vulnerabilities in commodity software. Some static methods utilize abstract interpretation to analyze the source code and measure the information leakage (bounds) [12, 62, 148–153], while others verify if a program always exhibits constant-time behavior by checking whether it contains secret-dependent control flow or data flow [14–17, 19]. Dynamic methods profile program execution and measure the correlation between critical secrets and runtime behaviors from execution traces to capture side-channel vulnerabilities [18, 74, 92, 154–158].

7.4. Side-channel Surveys

Past efforts summarized side-channel attacks and countermeasures in different contexts including smart card [25], networked systems [20, 24], hardware architecture [28, 29], cloud [26, 27], smartphone [21, 22, 30] and key logging [23, 31]. They mostly studied side-channel information collecting techniques for specific attack types in specific environments. In contrast, our work focuses on the vulnerabilities in cryptographic implementations.

Closer to our work are efforts [159–161] that studied side-channel vulnerabilities and countermeasures in Elliptic Curve Cryptosystems (ECC). We distinguish our work from theirs by considering a wider range of cryptographic ciphers and protocols than ECC. We also systematically evaluate the vulnerabilities and countermeasures in different applications in addition to reviewing past literature.

8. Conclusion

Side-channel attacks against cryptographic implementations have been an enduring topic over the past 20 years. Many vulnerabilities have been discovered from previous cryptographic implementations, but unknown ones likely still exist in today's implementations. The good news is that the community resolved these vulnerabilities very actively, and hence large-scale side-channel attacks causing severe real-world damages haven't happened so far.

Besides, years of efforts have fortified common cryptographic libraries and applications against side-channel attacks, and recently discovered vulnerabilities were less significant or surprising.

Looking ahead, we expect continuous arms race between side-channel attacks and defenses. We encourage researchers to discover new vulnerabilities and attacks, evaluate them on a wider range of applications, and develop novel countermeasures for them.

References

- [1] J. Shi, X. Song, H. Chen, and B. Zang, "Limiting cache-based side-channel in multi-tenant cloud using dynamic page coloring," in *IEEE/IFIP Intl. Conf. on Dependable Systems and Networks Workshops*, 2011.
- [2] T. Kim, M. Peinado, and G. Mainar-Ruiz, "Stealthmem: System-level protection against cache-based side channel attacks in the cloud," in *USENIX Conf. on Security Symposium*, 2012.
- [3] B. C. Vattikonda, S. Das, and H. Shacham, "Eliminating fine grained timers in xen," in *ACM Workshop on Cloud Computing Security*, 2011.
- [4] Y. Zhang and M. K. Reiter, "Düppel: Retrofitting commodity operating systems to mitigate cache side channels in the cloud," in *ACM Conf. on Computer and Communications Security*, 2013.
- [5] P. Li, D. Gao, and M. K. Reiter, "Stopwatch: A cloud architecture for timing channel mitigation," *ACM Trans. Inf. Syst. Secur.*, 2014.
- [6] T. Zhang, Y. Zhang, and R. B. Lee, "Cloudradar: A real-time side-channel attack detection system in clouds," in *Intl. Symp. on Research in Attacks, Intrusions, and Defenses*, 2016.
- [7] Z. Wang and R. B. Lee, "New cache designs for thwarting software cache-based side channel attacks," in *ACM Intl. Symp. on Computer Architecture*, 2007.
- [8] Z. Wang and R. Lee, "A novel cache architecture with enhanced performance and security," in *IEEE/ACM Intl. Symp. on Microarchitecture*, 2008.
- [9] L. Domnitsner, A. Jaleel, J. Loew, N. Abu-Ghazaleh, and D. Ponomarev, "Non-monopolizable caches: Low-complexity mitigation of cache side channel attacks," *ACM Trans. Archit. Code Optim.*, 2012.
- [10] F. Liu and R. B. Lee, "Random fill cache architecture," in *IEEE/ACM Intl. Symp. on Microarchitecture*, 2014.
- [11] F. Liu, Q. Ge, Y. Yarom, F. Mckeen, C. Rozas, G. Heiser, and R. B. Lee, "Catalyst: Defeating last-level cache side channel attacks in cloud computing," in *IEEE Intl. Symp. on High Performance Computer Architecture*, 2016.
- [12] D. Molnar, M. Piotrowski, D. Schultz, and D. Wagner, "The program counter security model: Automatic detection and removal of control-flow side channel attacks," in *International Conference on Information Security and Cryptology*, 2005.
- [13] B. Coppens, I. Verbauwhede, K. De Bosschere, and B. De Sutter, "Practical mitigations for timing-based side-channel attacks on modern x86 processors," in *IEEE Symposium on Security and Privacy*, 2009.
- [14] G. Barthe, G. Betarte, J. Campo, C. Luna, and D. Pichardie, "System-level non-interference for constant-time cryptography," in *ACM Conference on Computer and Communications Security*. ACM, 2014.
- [15] J. B. Almeida, M. Barbosa, G. Barthe, F. Dupressoir, and M. Emmi, "Verifying constant-time implementations." in *USENIX Security Symposium*, 2016.
- [16] S. Blazy, D. Pichardie, and A. Trieu, "Verifying constant-time implementations by abstract interpretation," in *European Symposium on Research in Computer Security*, 2017.
- [17] M. Dehesa-Azuara, M. Fredrikson, J. Hoffmann *et al.*, "Verifying and synthesizing constant-resource implementations with types," in *IEEE Symposium on Security and Privacy*, 2017.
- [18] O. Reparaz, J. Balasch, and I. Verbauwhede, "Dude, is my code constant time?" in *IEEE Design, Automation & Test in Europe Conference & Exhibition (DATE)*, 2017.
- [19] B. Bond, C. Hawblitzel, M. Kapritsos, K. R. M. Leino, J. R. Lorch, B. Parno, A. Rane, S. Setty, and L. Thompson, "Vale: Verifying high-performance cryptographic assembly code," in *USENIX Security Symposium*, 2017.
- [20] S. Zander, G. Armitage, and P. Branch, "A survey of covert channels and countermeasures in computer network protocols," *IEEE Communications Surveys & Tutorials*, vol. 9, no. 3, 2007.
- [21] M. Xu, C. Song, Y. Ji, M.-W. Shih, K. Lu, C. Zheng, R. Duan, Y. Jang, B. Lee, C. Qian *et al.*, "Toward engineering a secure android ecosystem: A survey of existing techniques," *ACM Computing Surveys*, vol. 49, no. 2, 2016.
- [22] A. Nahapetian, "Side-channel attacks on mobile and wearable systems," in *IEEE Annual Consumer Communications & Networking Conference*. IEEE, 2016.
- [23] M. Hussain, A. Al-Haiqi, A. Zaidan, B. Zaidan, M. M. Kiah, N. B. Anuar, and M. Abdulnabi, "The rise of keyloggers on smartphones: A survey and insight into motion-based tap inference attacks," *Pervasive and Mobile Computing*, vol. 25, 2016.
- [24] A. K. Biswas, D. Ghosal, and S. Nagaraja, "A survey of timing channels and countermeasures," *ACM Computing Surveys (CSUR)*, vol. 50, no. 1, 2017.
- [25] M. Tunstall, "Smart card security," in *Smart Cards, Tokens, Security and Applications*, 2017.
- [26] J. Ullrich, T. Zseby, J. Fabini, and E. Weippl, "Network-based secret communication in clouds: A survey," *IEEE Communications Surveys & Tutorials*, vol. 19, no. 2, 2017.
- [27] J. Betz, D. Westhoff, and G. Müller, "Survey on covert channels in virtual machines and cloud computing," *Transactions on Emerging Telecommunications Technologies*, vol. 28, no. 6, 2017.
- [28] Q. Ge, Y. Yarom, D. Cock, and G. Heiser, "A survey of microarchitectural timing attacks and countermeasures on contemporary hardware," *Journal of Cryptographic Engineering*, vol. 8, no. 1, 2018.
- [29] J. Szefer, "Survey of microarchitectural side and covert channels, attacks, and defenses," *Journal of Hardware and Systems Security*, September 2018.
- [30] R. Spreitzer, V. Moonsamy, T. Korak, and S. Mangard, "Systematic classification of side-channel attacks: A case study for mobile devices," *IEEE Communications Surveys Tutorials*, vol. 20, no. 1, 2018.
- [31] J. Monaco, "Sok: Keylogging side channels," in *IEEE Symposium on Security and Privacy*, 2018.
- [32] D. J. Bernstein, "Cache-timing attacks on aes," *Technical Report*, 2005.
- [33] J. Bonneau and I. Mironov, "Cache-collision timing attacks against aes," in *International Workshop on Cryptographic Hardware and Embedded Systems*, 2006.
- [34] D. A. Osvik, A. Shamir, and E. Tromer, "Cache attacks and countermeasures: the case of aes," in *Cryptographers' Track at the RSA Conference*, 2006, pp. 1–20.
- [35] A. Barenghi, L. Breveglieri, I. Koren, and D. Naccache, "Fault injection attacks on cryptographic devices: Theory, practice, and countermeasures," *Proceedings of the IEEE*, 2012.
- [36] D. Genkin, A. Shamir, and E. Tromer, "Rsa key extraction via low-bandwidth acoustic cryptanalysis," in *International cryptology conference*, 2014.
- [37] D. Genkin, I. Pipman, and E. Tromer, "Get your hands off my laptop: Physical side-channel key-extraction attacks on pcs," *Journal of Cryptographic Engineering*, vol. 5, no. 2, 2015.
- [38] D. Genkin, L. Pachmanov, I. Pipman, and E. Tromer, "Stealing keys from pcs using a radio: Cheap electromagnetic attacks on windowed exponentiation," in *International workshop on cryptographic hardware and embedded systems*, 2015.
- [39] J.-S. Coron, "Resistance against differential power analysis for elliptic curve cryptosystems," in *International Workshop on Cryptographic Hardware and Embedded Systems*, 1999.
- [40] S. Aravamuthan and V. R. Thumparthy, "A parallelization of ecdsa resistant to simple power analysis attacks." in *COMSWARE*, 2007.
- [41] S. Mangard, "A simple power-analysis (spa) attack on implementations of the aes key expansion," in *International Conference on Information Security and Cryptology*, 2002.
- [42] P. Kocher, J. Jaffe, and B. Jun, "Differential power analysis," in *Annual International Cryptology Conference*, 1999.
- [43] R. L. Rivest, A. Shamir, and L. Adleman, "A method for obtaining digital signatures and public-key cryptosystems," *Commun. ACM*, vol. 21, no. 2, Feb. 1978.
- [44] T. ElGamal, "A public key cryptosystem and a signature scheme based on discrete logarithms," *IEEE transactions on information theory*, vol. 31, no. 4, 1985.
- [45] V. S. Miller, "Use of elliptic curves in cryptography," in *Conference on the theory and application of cryptographic techniques*, 1985.

- [46] N. Koblitz, "Elliptic curve cryptosystems," *Mathematics of computation*, vol. 48, no. 177, 1987.
- [47] J. Hoffstein, J. Pipher, and J. H. Silverman, "Ntru: A ring-based public key cryptosystem," in *International Algorithmic Number Theory Symposium*, 1998.
- [48] V. Lyubashevsky, C. Peikert, and O. Regev, "On ideal lattices and learning with errors over rings," in *Annual International Conference on the Theory and Applications of Cryptographic Techniques*, 2010.
- [49] L. Ducas, A. Durmus, T. Lepoint, and V. Lyubashevsky, "Lattice signatures and bimodal gaussians," in *Annual Cryptology Conference*, 2013.
- [50] D. Bleichenbacher, "Chosen ciphertext attacks against protocols based on the rsa encryption standard pkcs# 1," in *Annual International Cryptology Conference*, 1998.
- [51] S. Vaudenay, "Security flaws induced by cbc padding applications to ssl, ipsec, wtls..." in *International Conference on the Theory and Applications of Cryptographic Techniques*, 2002.
- [52] S. Chen, R. Wang, X. Wang, and K. Zhang, "Side-channel leaks in web applications: A reality today, a challenge tomorrow," in *IEEE Symposium on Security and Privacy*, 2010.
- [53] C. Meyer, J. Somorovsky, E. Weiss, J. Schwenk, S. Schinzel, and E. Tews, "Revisiting ssl/tls implementations: New bleichenbacher side channels and attacks," in *USENIX Security Symposium*, 2014.
- [54] N. AlFardan and K. G. Paterson, "Plaintext-recovery attacks against datagram tls," in *Network and Distributed System Security Symposium*, 2012.
- [55] C. Percival, "Cache missing for fun and profit," 2005.
- [56] O. Aclıçmez, S. Gueron, and J.-P. Seifert, "New branch prediction vulnerabilities in openssl and necessary software countermeasures," in *IMA International Conference on Cryptography and Coding*, 2007.
- [57] B. Gras, K. Razavi, H. Bos, and C. Giuffrida, "Translation leak-side buffer: Defeating cache side-channel protections with tlb attacks," in *USENIX Security Symposium*, 2018.
- [58] D. Brumley and D. Boneh, "Remote timing attacks are practical," *Computer Networks*, vol. 48, no. 5, 2005.
- [59] Y. Yarom and K. Falkner, "Flush+ reload: A high resolution, low noise, l3 cache side-channel attack," in *USENIX Security Symposium*, 2014.
- [60] Y. Zhang, A. Juels, M. K. Reiter, and T. Ristenpart, "Cross-vm side channels and their use to extract private keys," in *ACM conference on Computer and communications security*, 2012.
- [61] F. Liu, Y. Yarom, Q. Ge, G. Heiser, and R. B. Lee, "Last-level cache side-channel attacks are practical," in *IEEE Symposium on Security and Privacy*, 2015.
- [62] G. Doychev and B. Köpf, "Rigorous analysis of software countermeasures against cache attacks," in *ACM SIGPLAN Notices*, vol. 52, no. 6, 2017.
- [63] D. J. Bernstein, J. Breitner, D. Genkin, L. G. Bruinderink, N. Heninger, T. Lange, C. van Vredendaal, and Y. Yarom, "Sliding right into disaster: Left-to-right sliding windows leak," in *International Conference on Cryptographic Hardware and Embedded Systems*, 2017.
- [64] N. Benger, J. Van de Pol, N. P. Smart, and Y. Yarom, "'ooh aah... just a little bit': A small amount of side channel can go a long way," in *International Workshop on Cryptographic Hardware and Embedded Systems*, 2014.
- [65] J. van de Pol, N. P. Smart, and Y. Yarom, "Just a little bit more," in *Cryptographers' Track at the RSA Conference*, 2015.
- [66] S. Fan, W. Wang, and Q. Cheng, "Attacking openssl implementation of ecDSA with a few signatures," in *ACM Conference on Computer and Communications Security*, 2016.
- [67] T. Allan, B. B. Brumley, K. Falkner, J. van de Pol, and Y. Yarom, "Amplifying side channels through performance degradation," in *Annual Conference on Computer Security Applications*, 2016.
- [68] A. C. Aldaya, B. B. Brumley, S. ul Hassan, C. P. García, and N. Tuveri, "Port contention for fun and profit," in *IEEE Symposium on Security and Privacy*, 2019.
- [69] M. S. Inci, B. Gulmezoglu, G. Irazoqui, T. Eisenbarth, and B. Sunar, "Cache attacks enable bulk key recovery on the cloud," in *International Conference on Cryptographic Hardware and Embedded Systems*, 2016.
- [70] B. B. Brumley and R. M. Hakala, "Cache-timing template attacks," in *International Conference on the Theory and Application of Cryptology and Information Security*, 2009.
- [71] Y. Yarom, D. Genkin, and N. Heninger, "Cachebleed: a timing attack on openssl constant-time rsa," *Journal of Cryptographic Engineering*, vol. 7, no. 2, 2017.
- [72] Y. Yarom and N. Benger, "Recovering openssl ecDSA nonces using the flush+ reload cache side-channel attack," *IACR Cryptology ePrint Archive*, vol. 2014, 2014.
- [73] B. B. Brumley and N. Tuveri, "Remote timing attacks are still practical," in *European Symposium on Research in Computer Security*, 2011.
- [74] Y. Shin, H. C. Kim, D. Kwon, J. H. Jeong, and J. Hur, "Unveiling hardware-based data prefetcher, a hidden source of information leakage," in *ACM Conference on Computer and Communications Security*, 2018.
- [75] D. Genkin, L. Valenta, and Y. Yarom, "May the fourth be with you: A microarchitectural side channel attack on several real-world applications of curve25519," in *ACM Conference on Computer and Communications Security*, 2017.
- [76] T. Kaufmann, H. Pelletier, S. Vaudenay, and K. Villegas, "When constant-time source yields variable-time binary: Exploiting curve25519-donna built with msvc 2015," in *International Conference on Cryptology and Network Security*, 2016.
- [77] S. Weiser, R. Spreitzer, and L. Bodner, "Single trace attack against rsa key generation in intel sgx ssl," in *Asia Conference on Computer and Communications Security*, 2018.
- [78] A. C. Aldaya, C. P. García, L. M. A. Tapia, and B. B. Brumley, "Cache-timing attacks on rsa key generation," *IACR Cryptology ePrint Archive*, Tech. Rep., 2018.
- [79] D. Gullasch, E. Bangerter, and S. Krenn, "Cache games—bringing access-based cache attacks on aes to practice," in *IEEE Symposium on Security and Privacy*, 2011.
- [80] G. Irazoqui, M. S. Inci, T. Eisenbarth, and B. Sunar, "Wait a minute! a fast, cross-vm attack on aes," in *International Workshop on Recent Advances in Intrusion Detection*, 2014.
- [81] L. G. Bruinderink, A. Hülsing, T. Lange, and Y. Yarom, "Flush, gauss, and reload—a cache attack on the bliss lattice-based signature scheme," in *International Conference on Cryptographic Hardware and Embedded Systems*, 2016.
- [82] P. Pessl, L. G. Bruinderink, and Y. Yarom, "To bliss-b or not to be: Attacking strongswan's implementation of post-quantum signatures," in *ACM Conference on Computer and Communications Security*, 2017.
- [83] T. Espitau, P.-A. Fouque, B. Gérard, and M. Tibouchi, "Side-channel attacks on bliss lattice-based signatures: Exploiting branch tracing against strongswan and electromagnetic emanations in microcontrollers," in *ACM Conference on Computer and Communications Security*, 2017.
- [84] M. Tibouchi and A. Wallet, "One bit is all it takes: A devastating timing attack on bliss non-constant time sign flips," *Cryptology ePrint Archive*, Report 2019/898, Tech. Rep., 2019.
- [85] J.-P. D'Anvers, M. Tiepelt, F. Vercauteren, and I. Verbauwhede, "Timing attacks on error correcting codes in post-quantum secure schemes," *IACR Cryptology ePrint Archive*, 2019.
- [86] J. H. Silverman and W. Whyte, "Timing attacks on ntruencrypt via variation in the number of hash calls," in *Cryptographers Track at the RSA Conference*, 2007.
- [87] R. Bardou, R. Focardi, Y. Kawamoto, L. Simonato, G. Steel, and J.-K. Tsay, "Efficient padding oracle attacks on cryptographic hardware," in *Annual Cryptology Conference*, 2012.
- [88] V. Klíma, O. Pokorný, and T. Rosa, "Attacking rsa-based sessions in ssl/tls," in *International Workshop on Cryptographic Hardware and Embedded Systems*, 2003.
- [89] H. Böck, J. Somorovsky, and C. Young, "Return of bleichenbachers oracle threat ({ROBOT})," in *Usenix Security Symposium*, 2018.
- [90] D. Felsch, M. Grothe, J. Schwenk, A. Czubak, and M. Szymanek, "The dangers of key reuse: Practical attacks on ipsec {IKE}," in *USENIX Security Symposium*, 2018.
- [91] N. Aviram, S. Schinzel, J. Somorovsky, N. Heninger, M. Dankel, J. Steube, L. Valenta, D. Adrian, J. A. Halderman, V. Dukhovni et al., "Drown: Breaking tls using sslv2," in *USENIX Security Symposium*, 2016.
- [92] Y. Xiao, M. Li, S. Chen, and Y. Zhang, "Stacco: Differentially analyzing side-channel traces for detecting ssl/tls vulnerabilities in secure enclaves," in *ACM Conference on Computer and Communications Security*, 2017.
- [93] E. Ronen, R. Gillham, D. Genkin, A. Shamir, D. Wong, and Y. Yarom, "The 9 lives of bleichenbachers cat: New cache attacks on tls implementations," in *IEEE Symposium on Security and Privacy*, 2019.
- [94] T. Jager, S. Schinzel, and J. Somorovsky, "Bleichenbachers attack

- strikes again: breaking pkcs# 1 v1. 5 in xml encryption,” in *European Symposium on Research in Computer Security*, 2012.
- [95] Y. Zhang, A. Juels, M. K. Reiter, and T. Ristenpart, “Cross-tenant side-channel attacks in paas clouds,” in *ACM Conference on Computer and Communications Security*. ACM, 2014.
- [96] B. Möller, T. Duong, and K. Kotowicz, “This poodle bites: exploiting the ssl 3.0 fallback,” *Security Advisory*, 2014.
- [97] J. P. Degabriele and K. G. Paterson, “Attacking the ipsec standards in encryption-only configurations,” in *IEEE Symposium on Security and Privacy*. IEEE, 2007.
- [98] —, “On the (in) security of ipsec in mac-then-encrypt configurations,” in *ACM conference on Computer and communications security*, 2010.
- [99] J. Rizzo and T. Duong, “Practical padding oracle attacks,” in *USENIX Workshop on Offensive Technologies*, 2010.
- [100] T. Duong and J. Rizzo, “Cryptography in the web: The case of cryptographic design flaws in asp. net,” in *IEEE Symposium on Security and Privacy*, 2011.
- [101] B. Canvel, A. Hiltgen, S. Vaudenay, and M. Vuagnoux, “Password interception in a ssl/tls channel,” in *Annual International Cryptology Conference*, 2003.
- [102] N. J. Al Fardan and K. G. Paterson, “Lucky thirteen: Breaking the tls and dtls record protocols,” in *IEEE Symposium on Security and Privacy*, 2013.
- [103] G. Irazoqui, M. S. Inci, T. Eisenbarth, and B. Sunar, “Lucky 13 strikes back,” in *ACM Symposium on Information, Computer and Communications Security*, 2015.
- [104] E. Ronen, K. G. Paterson, and A. Shamir, “Pseudo constant time implementations of tls are only pseudo secure,” in *ACM Conference on Computer and Communications Security*, 2018.
- [105] A. A. Karatsuba and Y. P. Ofman, “Multiplication of many-digital numbers by automatic computers,” in *Doklady Akademii Nauk*, vol. 145, no. 2, 1962.
- [106] D. M. Gordon, “A survey of fast exponentiation methods,” *J. Algorithms*, vol. 27, no. 1, Apr. 1998.
- [107] D. Hankerson, A. J. Menezes, and S. Vanstone, “Guide to elliptic curve cryptography,” *Computing Reviews*, vol. 46, no. 1, 2005.
- [108] J. Bos and M. Coster, “Addition chain heuristics,” in *Conference on the Theory and Application of Cryptology*, 1989.
- [109] J. Katz, A. J. Menezes, P. C. Van Oorschot, and S. A. Vanstone, *Handbook of applied cryptography*. CRC press, 1996.
- [110] E. Brickell, G. Graunke, and J.-P. Seifert, “Mitigating cache/timing based side-channels in aes and rsa software implementations,” in *RSA Conference 2006 session DEV-203*, 2006.
- [111] P. L. Montgomery, “Speeding the pollard and elliptic curve methods of factorization,” *Mathematics of computation*, vol. 48, no. 177, 1987.
- [112] M. Joye and S.-M. Yen, “The montgomery powering ladder,” in *International Workshop on Cryptographic Hardware and Embedded Systems*, 2002.
- [113] A. Langlely, M. Hamburg, and S. Turner, “Elliptic curves for security,” Tech. Rep., 2016.
- [114] C. Peikert, “An efficient and parallel gaussian sampler for lattices,” in *Annual Cryptology Conference*, 2010.
- [115] C. Gentry, C. Peikert, and V. Vaikuntanathan, “Trapdoors for hard lattices and new cryptographic constructions,” in *Annual ACM symposium on Theory of computing*, 2008.
- [116] B. Möller, “Security of cbc ciphersuites in ssl/tls: Problems and countermeasures,” <http://www.openssl.org/~bodo/tls-cbc.txt>, 2012.
- [117] C. Pereida García, B. B. Brumley, and Y. Yarom, “Make sure dsa signing exponentiations really are constant-time,” in *ACM Conference on Computer and Communications Security*, 2016.
- [118] C. P. García and B. B. Brumley, “Constant-time callees with variable-time callers,” *IACR Cryptology ePrint Archive*, vol. 2016, 2016.
- [119] M. R. Albrecht and K. G. Paterson, “Lucky microseconds: A timing attack on amazons s2n implementation of tls,” in *Annual International Conference on the Theory and Applications of Cryptographic Techniques*, 2016.
- [120] D. Genkin, L. Pachmanov, I. Pipman, E. Tromer, and Y. Yarom, “Ecdsa key extraction from mobile devices via nonintrusive physical side channels,” in *ACM Conference on Computer and Communications Security*, 2016.
- [121] P. Belgarric, P.-A. Fouque, G. Macario-Rat, and M. Tibouchi, “Side-channel analysis of weierstrass and koblitz curve ecdsa on android smartphones,” in *Cryptographers’ Track at the RSA Conference*, 2016.
- [122] D. Genkin, L. Pachmanov, I. Pipman, and E. Tromer, “Ecdh key-extraction via low-bandwidth electromagnetic attacks on pcs,” in *Cryptographers’ Track at the RSA Conference*, 2016.
- [123] D. X. Song, D. A. Wagner, and X. Tian, “Timing analysis of keystrokes and timing attacks on ssh,” in *USENIX Security Symposium*, 2001.
- [124] K. Zhang and X. Wang, “Peeping tom in the neighborhood: Keystroke eavesdropping on multi-user systems,” in *USENIX Security Symposium*, 2009.
- [125] M. Lipp, D. Gruss, R. Spreitzer, C. Maurice, and S. Mangard, “Armageddon: Cache attacks on mobile devices,” in *USENIX Security Symposium*, 2016.
- [126] P. Vila and B. Köpf, “Loophole: Timing attacks on shared event loops in chrome,” in *USENIX Security Symposium*, 2017.
- [127] M. Lipp, D. Gruss, M. Schwarz, D. Bidner, C. Maurice, and S. Mangard, “Practical keystroke timing attacks in sandboxed javascript,” in *European Symposium on Research in Computer Security*, 2017.
- [128] D. Wang, A. Neupane, Z. Qian, N. B. Abu-Ghazaleh, S. V. Krishnamurthy, E. J. Colbert, and P. Yu, “Unveiling your keystrokes: A cache-based side-channel attack on graphics libraries,” in *Network and Distributed System Security Symposium*, 2019.
- [129] X. Liu, Y. Li, R. H. Deng, B. Chang, and S. Li, “When human cognitive modeling meets pins: User-independent inter-keystroke timing attacks,” *Computers & Security*, 2019.
- [130] W. Diao, X. Liu, Z. Li, and K. Zhang, “No pardon for the interruption: New inference attacks on android through interrupt timing analysis,” in *IEEE Symposium on Security and Privacy*, 2016.
- [131] R. Spreitzer, G. Palfinger, and S. Mangard, “Scandroid: Automated side-channel analysis of android apis,” in *ACM Conference on Security & Privacy in Wireless and Mobile Networks*, 2018.
- [132] R. Spreitzer, F. Kirchengast, D. Gruss, and S. Mangard, “Procharvester: Fully automated analysis of procs side-channel leaks on android,” in *Asia Conference on Computer and Communications Security*, 2018.
- [133] Y. Oren, V. P. Kemerlis, S. Sethumadhavan, and A. D. Keromytis, “The spy in the sandbox: Practical cache attacks in javascript and their implications,” in *ACM Conference on Computer and Communications Security*, 2015.
- [134] A. Shusterman, L. Kang, Y. Haskal, Y. Meltser, P. Mittal, Y. Oren, and Y. Yarom, “Robust website fingerprinting through the cache occupancy channel,” in *USENIX Security Symposium*, 2019.
- [135] M. Schwarz, F. Lackner, and D. Gruss, “Javascript template attacks: Automatically inferring host information for targeted exploits,” in *Network and Distributed System Security Symposium*, 2019.
- [136] R. Hund, C. Willems, and T. Holz, “Practical timing side channel attacks against kernel space aslr,” in *IEEE Symposium on Security and Privacy*, 2013.
- [137] D. Evtvushkin, D. Ponomarev, and N. Abu-Ghazaleh, “Jump over aslr: Attacking branch predictors to bypass aslr,” in *IEEE/ACM International Symposium on Microarchitecture*, 2016.
- [138] Y. Jang, S. Lee, and T. Kim, “Breaking kernel address space layout randomization with intel tsx,” in *ACM Conference on Computer and Communications Security*, 2016.
- [139] D. Gruss, C. Maurice, A. Fogh, M. Lipp, and S. Mangard, “Prefetch side-channel attacks: Bypassing smap and kernel aslr,” in *ACM Conference on Computer and Communications Security*, 2016.
- [140] M. Lipp, M. Schwarz, D. Gruss, T. Prescher, W. Haas, A. Fogh, J. Horn, S. Mangard, P. Kocher, D. Genkin, Y. Yarom, and M. Hamburg, “Meltdown: Reading kernel memory from user space,” in *USENIX Security Symposium*, 2018.
- [141] P. Kocher, J. Horn, A. Fogh, , D. Genkin, D. Gruss, W. Haas, M. Hamburg, M. Lipp, S. Mangard, T. Prescher, M. Schwarz, and Y. Yarom, “Spectre attacks: Exploiting speculative execution,” in *IEEE Symposium on Security and Privacy*, 2019.
- [142] J. V. Bulck, M. Minkin, O. Weisse, D. Genkin, B. Kasikci, F. Piessens, M. Silberstein, T. F. Wenisch, Y. Yarom, and R. Strackx, “Foreshadow: Extracting the keys to the intel SGX kingdom with transient out-of-order execution,” in *USENIX Security Symposium*, 2018.
- [143] G. Chen, S. Chen, Y. Xiao, Y. Zhang, Z. Lin, and T. H. Lai, “Sgxpectre: Stealing intel secrets from sgx enclaves via speculative execution,” in *IEEE European Symposium on Security and Privacy*, 2019.
- [144] D. Evtvushkin, R. Riley, N. Abu-Ghazaleh, and D. Ponomarev,

- “Branchscope: A new side-channel attack on directional branch predictor,” in *International Conference on Architectural Support for Programming Languages and Operating Systems*, 2018.
- [145] C. Trippel, D. Lustig, and M. Martonosi, “Meltdownprime and spectreprime: Automatically-synthesized attacks exploiting invalidation-based coherence protocols,” *arXiv preprint arXiv:1802.03802*, 2018.
- [146] S. Islam, A. Moghimi, I. Bruhns, M. Krebbel, B. Gülmezoglu, T. Eisenbarth, and B. Sunar, “SPOILER: speculative load hazards boost rowhammer and cache attacks,” *arXiv preprint arXiv:1903.00446*, 2019.
- [147] C. Canella, J. V. Bulck, M. Schwarz, M. Lipp, B. von Berg, P. Ortner, F. Piessens, D. Evtvushkin, and D. Gruss, “A systematic evaluation of transient execution attacks and defenses,” *arXiv preprint arXiv:1811.05441*, 2018.
- [148] G. Doychev, B. Köpf, L. Mauborgne, and J. Reineke, “Cacheaudit: A tool for the static analysis of cache side channels,” *ACM Transactions on Information and System Security*, vol. 18, no. 1, 2015.
- [149] B. Rodrigues, F. M. Quintão Pereira, and D. F. Aranha, “Sparse representation of implicit flows with applications to side-channel detection,” in *ACM International Conference on Compiler Construction*, 2016.
- [150] N. Bindel, J. Buchmann, J. Krämer, H. Mantel, J. Schickel, and A. Weber, “Bounding the cache-side-channel leakage of lattice-based signature schemes using program semantics,” in *International Symposium on Foundations and Practice of Security*, 2017.
- [151] A. Facon, S. Guilley, M. Lec’Hvien, A. Schaub, and Y. Souissi, “Detecting cache-timing vulnerabilities in post-quantum cryptography algorithms,” in *IEEE International Verification and Security Workshop*, 2018.
- [152] S. Wang, Y. Bao, X. Liu, P. Wang, D. Zhang, and D. Wu, “Identifying cache-based side channels through secret-augmented abstract interpretation,” in *USENIX Security Symposium*, 2019.
- [153] R. Brotzman, S. Liu, D. Zhang, G. Tan, and M. Kandemir, “Casym: Cache aware symbolic execution for side channel detection and mitigation,” in *IEEE Symposium on Security and Privacy*, 2019.
- [154] A. Zankl, J. Heyszl, and G. Sigl, “Automated detection of instruction cache leaks in modular exponentiation software,” in *International Conference on Smart Card Research and Advanced Applications*, 2016.
- [155] S. Wang, P. Wang, X. Liu, D. Zhang, and D. Wu, “Cached: Identifying cache-based timing channels in production software,” in *USENIX Security Symposium*, 2017.
- [156] G. Irazoqui, K. Cong, X. Guo, H. Khattri, A. Kanuparthi, T. Eisenbarth, and B. Sunar, “Did we learn from llc side channel attacks? a cache leakage detection tool for crypto libraries,” *arXiv preprint arXiv:1709.01552*, 2017.
- [157] J. Wichelmann, A. Moghimi, T. Eisenbarth, and B. Sunar, “Microwalk: A framework for finding side channels in binaries,” in *ACM Annual Computer Security Applications Conference*, 2018.
- [158] S. Weiser, A. Zankl, R. Spreitzer, K. Miller, S. Mangard, and G. Sigl, “Data-differential address trace analysis: finding address-based side-channels in binaries,” in *USENIX Security Symposium*, 2018, pp. 603–620.
- [159] R. M. Avanzi, “Side channel attacks on implementations of curve-based cryptographic primitives.” *IACR Cryptology ePrint Archive*, vol. 2005, 2005.
- [160] J. Fan, X. Guo, E. De Mulder, P. Schaumont, B. Preneel, and I. Verbauwhede, “State-of-the-art of secure ecc implementations: a survey on known side-channel attacks and countermeasures,” in *IEEE International Symposium on Hardware-Oriented Security and Trust*, 2010.
- [161] J. Fan and I. Verbauwhede, “An updated survey on secure ecc implementations: Attacks, countermeasures and cost,” in *Cryptography and Security: From Theory to Applications*, 2012.

Appendix

1. Cryptographic Ciphers and Protocols

1.1. Elliptic Curve Cryptography. In geometry, an elliptic curve is a two-dimensional curve defined by $y^2 = x^3 + ax + b$. When used in cryptography, we make a few

modifications. We first require $4a^3 + 27b^2 \neq 0$ to exclude singularity. Additionally we apply the curve over a finite field, usually with a prime or 2^m order, and introduce a special infinity point ∞ . This forms a group of points, with ∞ as identity element and the $+$ operation defined as: 1) $P + \infty = P$; 2) if P is the reflection of Q over the x-axis, then $P + Q = \infty$; 3) if P and Q are different points not in case 2, then the line through P and Q intersects the curve with another point R , then $P + Q = R'$ where R' is the reflection of R over the x-axis; 4) if P and Q are the same point, treat “the line through P and Q ” as “the line tangent to the curve at P ” and use case 3. Case 3 and 4 are non-trivial cases and can be computed with Equation 1. We usually write $P + \dots + P$ as nP , and name this operation “scalar multiplication”.

$$\lambda = \begin{cases} \frac{y_q - y_p}{x_q - x_p}, & \text{if } x_q \neq x_p \\ \frac{3x_p^2 + a}{2y_p}, & \text{otherwise} \end{cases} \quad (1)$$

$$x_r = \lambda^2 - x_p - x_q$$

$$y_r = \lambda(x_p - x_r) - y_p$$

Elliptic curve can be used in cryptography [45, 46]. Assuming the group has prime order p and generator G , choose a random integer k from $[1, p - 1]$ as the private key, then $D = kG$ will be the public key.

Usage in Digital Signature (ECDSA). To sign message m , Alice chooses a public hash function h and a secret nonce n . Compute $R = nG \bmod p$, $r = R_x$ (cannot be zero), and $s = k^{-1}(h(m) + kr) \bmod p$, then (r, s) is the signature. To verify, Bob computes $u_1 = h(m)s^{-1} \bmod p$, $u_2 = rs^{-1} \bmod p$, $Z = u_1G + u_2D$, and $z = Z_x$. The signature is valid if $r \equiv z \bmod p$ holds.

Usage in Key Exchange (ECDH). Assuming Alice uses private key k_A and public key $P_A = k_AG$, and Bob similarly uses key pair (k_B, P_B) , the shared symmetric key is simply $k = k_BP_A = k_AP_B = (k_Ak_B)G$.

1.2. Key Exchange and Encryption Protocols. In the handshake protocol, the client first sends a list of cipher suites cs_c and a nonce r_c . The server responds with a list of cipher suites cs_s , the server certificate, and a nonce r_s . Then the client picks a cipher cs (e.g., RSA) supported by both the client and server.

The client generates a random secret string k with byte length l_k as the master key. We require $l_k \leq l_n - 11$, where l_n is the byte length of n in the server’s public key (n, e) . The client builds a message block m (Equation 2a) using a non-zero random padding pad with byte length $l_n - 3l_k$, which is at least 8. Then she encrypts m to get the ciphertext (Equation 2b).

$$m = 0x00\|0x02\|\text{pad}\|0x00\|k \quad (2a)$$

$$c \equiv m^e \bmod n \quad (2b)$$

The server decrypts the received ciphertext and validates if the message format complies with Equation 2a. If yes, the server sends a finished message to the client, and the client replies a finished message, marking the completion of the key exchange of k .

Equation 3 shows how to use CBC-MAC to encrypt message m with MAC built from a block cipher of block size b . (1) The MAC HM is calculated over the sequence

number SEQ, header HDR and message m (Equation 3a). (2) The plaintext P is created by concatenating m , HM , and a padding string pad (Equation 3b) chosen so that the byte length of P is Nb , where N is an integer. The most common way is to pad $n+1$ bytes with each byte value as n , e.g., $0x02||0x02||0x02$. (3) P is divided into a sequence of blocks of b bytes, p_1, p_2, \dots, p_N , and encrypted with key K (Equation 3c). (4) The text T transmitted over the network is the concatenation of HDR and each ciphertext block (Equation 3d).

$$HM = H((K \oplus \text{opad}) || H((K \oplus \text{ipad}) || \text{SEQ} || \text{HDR} || m)) \quad (3a)$$

$$P = m || HM || \text{pad} \quad (3b)$$

$$c_i = \text{Enc}_K(c_{i-1} \oplus p_i); i = 1, 2, \dots, N \quad (3c)$$

$$T = \text{HDR} || c_1 || c_2 || \dots || c_N \quad (3d)$$

The receiver decrypts T and accepts the message m only if the padding format and MAC are correct.

2. Implementations of Cryptographic Operations

We show the pseudo code of implementations for different cryptographic operations described in Section 3.

Algorithm 1: Modular Multiplication

Input: $x: x_{k-1}x_{k-2}\dots x_0, y: y_{n-1}y_{n-2}\dots y_0$
Output: $x * y$

```

1 function MULTIPLY(x, y)
2   if SIZE_OF_LIMBS(x) < KARATSUBA_THRESHOLD then
3     r ← MUL_BASECASE(x, y)
4   r ← 0
5   i ← 1
6   while i * n ≤ k do
7     t ← MUL_KARATSUBA(xi*n-1...x(i-1)*n, y)
8     r ← ADD_WITH_OFFSET(r, t, (i-1) * n)
9     i ← i + 1
10  if i * n > k then
11    t ← MULTIPLY(b, ak-1...a(i-1)*n)
12    r ← ADD_WITH_OFFSET(r, t, (i-1) * n)
13  return r

14 function MUL_BASECASE(x, y)
15  if y0 = 0 then
16    r ← 0
17  else if y0 = 1 then
18    r ← x
19  else
20    r ← MUL_BY_SINGLE_LIMB(x, y0)
21  for i ← 1 to n - 1 do
22    if yi = 1 then
23      r ← ADD_WITH_OFFSET(r, x, i)
24    else if yi > 1 then
25      r ← MUL_AND_ADD_WITH_OFFSET(r, x, yi, i)
26  return r

27 function MUL_KARATSUBA(x, y)
28  if n < KARATSUBA_THRESHOLD then
29    return MUL_BASECASE(a, b)
30  if n mod 2 = 1 then
31    r ← MUL_KARATSUBA(xn-2...x0, yn-2...y0)
32    r ←
      MUL_AND_ADD_WITH_OFFSET(r, xn-2...x0, yn-1, n-1)
33    r ← MUL_AND_ADD_WITH_OFFSET(r, y, xn-1, n-1)
34  else
35    h ← MUL_KARATSUBA(xn-1...xn/2, yn-1...yn/2)
36    t ← MUL_KARATSUBA(xn-1...xn/2,
      xn/2-1...x0, yn/2-1...y0 - yn-1...yn/2)
37    l ← MUL_KARATSUBA(xn/2-1...x0, yn/2-1...y0)
38    r ← (22*32*n + 232*n) * h + 232*n * t + (232*n + 1) * l
39  return r

```

Algorithm 2: Square-and-Multiply Modular Exponentiation

Input: $x, m, y: y_{n-1}y_{n-2}\dots y_0$
Output: $x^y \bmod m$

```

1 begin
2   r ← 1
3   for i ← n - 1 to 0 do
4     r ← SQUARE(r) mod m
5     if yi = 1 then
6       r ← MULTIPLY(r, x) mod m
7   return r

```

Algorithm 3: Square-and-Multiply-always Modular Exponentiation

Input: $x, m, y: y_{n-1}y_{n-2}\dots y_0$
Output: $x^y \bmod m$

```

1 begin
2   r ← 1
3   for i ← n - 1 to 0 do
4     r ← SQUARE(r) mod m
5     r' ← MULTIPLY(r, x) mod m
6     if yi = 1 then
7       r ← r'
8   return r

```

Algorithm 4: Sliding Window Modular Exponentiation

Input: $x, m, y: w_{n-1}w_{n-2}\dots w_0$
Output: $x^y \bmod m$

```

1 begin
2   g[0] ← x mod m
3   s ← SQUARE(g[0]) mod m
4   for i ← 1 to 2L-1 - 1 do
5     g[i] ← MULTIPLY(g[i-1], s) mod m
6   r ← 1
7   for i ← n - 1 to 0 do
8     for j ← 0 to li - 1 do
9       r ← SQUARE(r) mod m
10      if wi ≠ 0 then
11        r ← MULTIPLY(r, g[(wi - 1)/2]) mod m
12  return r

```

Algorithm 5: Scatter and Gather method

```

1 s ← 8
2 m ← 32
3 b ← 24

4 function Scatter(mem, g[i])
5   for j ← 0 to b - 1 do
6     for k ← 0 to s - 1 do
7       mem[s * m * j + i * 8 + k] ← g[i][j * s + k]

8 function Gather(g[i], mem)
9   for j ← 0 to b - 1 do
10    for k ← 0 to s - 1 do
11      g[i][j * s + k] ← mem[s * m * j + i * 8 + k]

```

Algorithm 6: Masked Window Gather method

```

1 s ← 8
2 m ← 32
3 b ← 24

4 function Gather(g[i], mem)
5   for j ← 0 to b - 1 do
6     for l ← 0 to m - 1 do
7       for k ← 0 to s - 1 do
8         v ← mem[s * m * j + l * 8 + k]
9         g[i][j * s + k] ← g[i][j * s + k] | (v & (m == l))

```

Algorithm 7: Double-and-Add Scalar Multiplication

Input: $P, N: n_{m-1}n_{m-2}\dots n_0$
Output: NP

```

1 begin
2   r ← 0
3   for i ← m - 1 to 0 do
4     r ← PointDouble(r)
5     if ni = 1 then
6       r ← PointAdd(r, P)
7   return r

```

Algorithm 8: Double-and-Add-always Scalar Multiplication

Input: $P, N: n_{m-1}n_{m-2}\dots n_0$
Output: NP

```

1 begin
2    $r \leftarrow 0$ 
3   for  $i \leftarrow m-1$  to 0 do
4      $r \leftarrow \text{PointDouble}(r)$ 
5      $r' \leftarrow \text{PointAdd}(r, P)$ 
6     if  $n_i = 1$  then
7        $r \leftarrow r'$ 
8   return  $r$ 

```

Algorithm 9: Sliding Window Scalar Multiplication

Input: P, N
Output: NP

```

1 begin
2    $i \leftarrow 0$ 
3   while  $N > 0$  do
4     if  $N \bmod 2 = 1$  then
5       if  $N \bmod 2^w \geq 2^{w-1}$  then
6          $d_i \leftarrow N \bmod 2^w - 2^w$ 
7       else
8          $d_i \leftarrow N \bmod 2^w$ 
9          $N \leftarrow N - d_i$ 
10      else
11         $d_i \leftarrow 0$ 
12         $N \leftarrow N/2$ 
13       $i \leftarrow i + 1$ 
14       $g[0] \leftarrow P$ 
15      for  $j \leftarrow 1$  to  $2^{w-2} - 1$  do
16         $g[j] \leftarrow g[j-1] + P$ 
17       $r \leftarrow 0$ 
18      for  $j \leftarrow i-1$  to 0 do
19         $r \leftarrow \text{PointDouble}(r)$ 
20        if  $d_j \neq 0$  then
21          if  $d_j > 0$  then
22             $r \leftarrow \text{PointAdd}(r, g[d_j])$ 
23          else
24             $r \leftarrow \text{PointAdd}(r, \text{Negative}(g[-d_j]))$ 
25      return  $r$ 

```

Algorithm 10: Montgomery ladder Scalar Multiplication

Input: $P, N: n_{m-1}n_{m-2}\dots n_0$
Output: NP

```

1 begin
2    $r \leftarrow 0$ 
3    $r' \leftarrow P$ 
4   for  $i \leftarrow m-1$  to 0 do
5     if  $n_i = 0$  then
6        $r' \leftarrow \text{PointAdd}(r, r')$ 
7        $r \leftarrow \text{PointDouble}(r)$ 
8     else
9        $r \leftarrow \text{PointAdd}(r, r')$ 
10       $r' \leftarrow \text{PointDouble}(r')$ 
11   return  $r$ 

```

Algorithm 11: Branchless montgomery ladder Scalar Multiplication

Input: $P, N: n_{m-1}n_{m-2}\dots n_0$
Output: NP

```

1 begin
2    $r \leftarrow 0$ 
3    $r' \leftarrow P$ 
4   for  $i \leftarrow m-1$  to 0 do
5      $\text{ConstSwap}(r, r', n_i)$ 
6      $r' \leftarrow \text{PointAdd}(r, r')$ 
7      $r \leftarrow \text{PointDouble}(r)$ 
8      $\text{ConstSwap}(r, r', n_i)$ 
9   return  $r$ 

```

Algorithm 12: Binary Extended Euclidean Algorithm

Input: x, m
Output: $x^{-1} \bmod m$

```

1 begin
2    $v \leftarrow m$ 
3    $u \leftarrow x$ 
4    $p \leftarrow 1$ 
5    $q \leftarrow 0$ 
6   while  $u \neq 0$  do
7     while  $u \bmod 2 = 0$  do
8        $u \leftarrow u/2$ 
9       if  $p \bmod 2 = 1$  then
10         $p \leftarrow p + m$ 
11       $p \leftarrow p/2$ 
12     while  $v \bmod 2 = 0$  do
13        $v \leftarrow v/2$ 
14       if  $q \bmod 2 = 1$  then
15         $q \leftarrow q + m$ 
16       $q \leftarrow q/2$ 
17     if  $u \geq v$  then
18        $u \leftarrow u - v$ 
19        $p \leftarrow p - q$ 
20     else
21        $v \leftarrow v - u$ 
22        $q \leftarrow q - p$ 
23    $r \leftarrow q \bmod m$ 
24   return  $r$ 

```

Algorithm 13: Extended Euclidean Algorithm

Input: x, m
Output: $x^{-1} \bmod m$

```

1 begin
2    $v \leftarrow m$ 
3    $u \leftarrow x$ 
4    $p \leftarrow 1$ 
5    $q \leftarrow 0$ 
6   while  $u \neq 0$  do
7      $\text{tmp}_1 \leftarrow v \text{ div } u$ 
8      $\text{tmp}_2 \leftarrow q - \text{tmp}_1 * p$ 
9      $\text{tmp}_3 \leftarrow v - \text{tmp}_1 * u$ 
10     $q \leftarrow p$ 
11     $p \leftarrow \text{tmp}_2$ 
12     $v \leftarrow u$ 
13     $u \leftarrow \text{tmp}_3$ 
14    if  $q < 0$  then
15       $r \leftarrow q + m$ 
16    else
17       $r \leftarrow q$ 
18    return  $r$ 

```

3. CVSS Calculation (version 2.0)

Equation 4 shows the formula of CVSS 2.0 base metrics. The *Base* score is determined by two sub-scores: *Exploitability* and *Impact*.

Exploitability measures the difficulty to exploit this vulnerability. It is affected by three factors: (1) Access Vector (AV) reflects the location that the attacker needs to exploit the vulnerability. A farther location is awarded a higher score. (2) Access Complexity (AC) embodies the difficulty of the attack required to exploit the vulnerability once the adversary gains access to the target system. Lower complexity is awarded a higher score. (3) Authentication (AU) measures the number of times the adversary must authenticate to the system in order to exploit the vulnerability. Smaller amount of authentications is awarded a higher scores.

Impact measures how much damage the vulnerability can incur to the target system. It is evaluated in terms of three security properties: (1) Confidentiality (*CImpact*) refers to the amount of information leaked to the adversary. (2) Integrity (*IImpact*) refers to the amount of data that the adversary can tamper with. (3) Availability (*AImpact*) measures the loss of access to the system information, resources and services. The possible values of the

TABLE 5: Release history of OpenSSL and GNU Crypto (gray entries contain side-channel patches)

Date	0.9.6	0.9.7	0.9.8	1.0.0	1.0.1	1.0.2	1.1.0	1.1.1
2000/09/24	0.9.6							
2001/04/05	0.9.6a							
2001/07/09	0.9.6b							
2001/12/21	0.9.6c							
2002/05/08	0.9.6d							
2002/07/30	0.9.6e							
2002/08/08	0.9.6f							
2002/08/09	0.9.6g							
2002/12/05	0.9.6h							
2002/12/31		0.9.7						
2003/02/19	0.9.6i	0.9.7a						
2003/04/10	0.9.6j	0.9.7b						
2003/09/30	0.9.6k	0.9.7c						
2003/11/04	0.9.6l							
2004/03/17		0.9.7d						
2004/05/17	0.9.6m							
2004/10/25		0.9.7e						
2005/03/22		0.9.7f						
2005/04/11		0.9.7g						
2005/07/05			0.9.8					
2005/10/11		0.9.7h	0.9.8a					
2005/10/14		0.9.7i						
2006/05/04		0.9.7j	0.9.8b					
2006/09/05		0.9.7k	0.9.8c					
2006/09/28		0.9.7l	0.9.8d					
2007/02/23			0.9.8e					
2007/10/11			0.9.8f					
2007/10/19			0.9.8g					
2008/05/28			0.9.8h					
2008/09/15			0.9.8i					
2009/01/07			0.9.8j					
2009/05/25			0.9.8k					
2009/11/05			0.9.8l					
2010/02/25			0.9.8m					
2010/03/24			0.9.8n					
2010/03/29				1.0.0				
2010/06/01			0.9.8o	1.0.0a				
2010/11/16			0.9.8p	1.0.0b				
2010/12/02			0.9.8q	1.0.0c				
2011/02/08			0.9.8r	1.0.0d				
2011/09/06				1.0.0e				
2012/01/04			0.9.8s	1.0.0f				
2012/01/18			0.9.8t	1.0.0g				
2012/03/12			0.9.8u	1.0.0h				
2012/03/14					1.0.1			
2012/04/19			0.9.8v	1.0.0i	1.0.1a			
2012/04/23			0.9.8w					
2012/04/26					1.0.1b			
2012/05/10			0.9.8x	1.0.0j	1.0.1c			
2013/02/05			0.9.8y	1.0.0k	1.0.1d			
2013/02/11					1.0.1e			
2014/01/06				1.0.0l	1.0.1f			
2014/04/07					1.0.1g			
2014/06/05			0.9.8za	1.0.0m	1.0.1h			
2014/08/06			0.9.8zb	1.0.0n	1.0.1i			
2014/10/15			0.9.8zc	1.0.0o	1.0.1j			
2015/01/08			0.9.8zd	1.0.0p	1.0.1k			
2015/01/15			0.9.8ze	1.0.0q	1.0.1l			
2015/01/22						1.0.2		
2015/03/19			0.9.8zf	1.0.0r	1.0.1m	1.0.2a		
2015/06/11			0.9.8zg	1.0.0s	1.0.1n	1.0.2b		
2015/06/12					1.0.1o	1.0.2c		
2015/07/09					1.0.1p	1.0.2d		
2015/12/03		0.9.8zh			1.0.1q	1.0.2e		
2016/01/28						1.0.1r	1.0.2f	
2016/03/01						1.0.1s	1.0.2g	
2016/03/03						1.0.1t	1.0.2h	
2016/08/25								1.1.0
2016/09/22					1.0.1u	1.0.2i	1.1.0a	
2016/09/26						1.0.2j	1.1.0b	
2016/11/10							1.1.0c	
2017/01/26						1.0.2k	1.1.0d	
2017/02/16							1.1.0e	
2017/05/25						1.0.2l	1.1.0f	
2017/11/02						1.0.2m	1.1.0g	
2017/12/07						1.0.2n		
2018/03/27						1.0.2o	1.1.0h	
2018/08/14						1.0.2p	1.1.0i	
2018/09/11								1.1.1
2018/11/20						1.0.2q	1.1.0j	
2019/02/26						1.0.2r		1.1.1b

(a) OpenSSL

Date	P1.4.x	P2.0.x	P2.1.x	P2.2.x	L1.5.x	L1.6.x	L1.7.x	L1.8.x
2011/06/29					1.5.0			
2012/12/20	1.4.13				1.5.1			
2013/03/18					1.5.2			
2013/04/18								
2013/05/10		2.0.20						
2013/07/25	1.4.14				1.5.3			
2013/08/19		2.0.21						
2013/10/04	1.4.15	2.0.22						
2013/12/16						1.6.0		
2013/12/18	1.4.16							
2014/01/29						1.6.1		
2014/06/03		2.0.23						
2014/06/23	1.4.17	2.0.24						
2014/06/24		2.0.25						
2014/06/30	1.4.18							
2014/08/07					1.5.4			
2014/08/12		2.0.26						
2014/08/21				2.1.0		1.6.2		
2014/11/06				2.1.1				
2014/12/16				2.1.2				
2015/02/11								
2015/02/18		2.0.27				1.6.3		
2015/02/27	1.4.19							
2015/04/11				2.1.3				
2015/05/12				2.1.4				
2015/06/02		2.0.28						
2015/06/11				2.1.5				
2015/07/01				2.1.6				
2015/08/11				2.1.7				
2015/09/08		2.0.29				1.6.4		
2015/09/10				2.1.8				
2015/10/09				2.1.9				
2015/12/04				2.1.10				
2015/12/20	1.4.20							
2016/01/26				2.1.11				
2016/02/09						1.6.5		
2016/02/18		2.0.30			1.5.5			
2016/03/31							1.7.0	
2016/04/15								
2016/05/04				2.1.12				
2016/06/15							1.7.1	
2016/06/16				2.1.13				
2016/07/14				2.1.14				
2016/08/17					1.5.6	1.6.6		1.7.2
2016/08/18	1.4.21			2.1.15				1.7.3
2016/11/18				2.1.16				
2016/12/09							1.7.4	
2016/12/15							1.7.5	
2016/12/20				2.1.17				
2017/01/18							1.7.6	
2017/01/23				2.1.18				
2017/03/01				2.1.19				
2017/04/03				2.1.20				
2017/05/15				2.1.21				
2017/06/02							1.7.7	
2017/06/29							1.7.8	
2017/07/18								1.8.0
2017/07/19	1.4.22							
2017/07/28				2.1.22				
2017/08/09				2.1.23				
2017/08/27							1.7.9	1.8.1
2017/08/28					2.2.0			
2017/09/19					2.2.1			
2017/11/07					2.2.2			
2017/11/20					2.2.3			
2017/12/13								1.8.2
2017/12/20					2.2.4			
2017/12/29		2.0.31						
2018/02/22					2.2.5			
2018/04/09					2.2.6			
2018/05/02					2.2.7			
2018/06/08					2.2.8			
2018/06/11	1.4.23							
2018/06/13							1.7.10	1.8.3
2018/07/12					2.2.9			
2018/08/30					2.2.10			
2018/10/26								1.8.4
2018/11/06					2.2.11			
2018/12/14					2.2.12			
2019/02/12					2.2.13			

(b) GNU Crypto

three metrics can be none, partial breach, and complete breach.

$$Base = \begin{cases} 0, & \text{if } Impact = 0 \\ (0.6 * Impact + 0.4 * Exploitability - 1.5) * 1.176, & \text{otherwise} \end{cases}$$

$$Exploitability = 20 * AV * AC * AU$$

$$Impact = 10.41 * [1 - (1 - CImpact) * (1 - IImpact) * (1 - AImpact)]$$

$$AV = 0.395 \text{ (local)} / 0.646 \text{ (adjacent network)} / 1 \text{ (network)}$$

$$AC = 0.35 \text{ (high)} / 0.61 \text{ (medium)} / 0.71 \text{ (low)}$$

$$AU = 0.45 \text{ (multiple)} / 0.56 \text{ (single)} / 0.704 \text{ (no)}$$

$$CImpact = 0 \text{ (none)} / 0.275 \text{ (partial)} / 0.66 \text{ (complete)}$$

$$IImpact = 0 \text{ (none)} / 0.275 \text{ (partial)} / 0.66 \text{ (complete)}$$

$$AImpact = 0 \text{ (none)} / 0.275 \text{ (partial)} / 0.66 \text{ (complete)}$$

(4)

4. Release history of cryptographic libraries

Table 5 shows the release history of OpenSSL and GNU Crypto libraries for the past years. We highlight the released versions containing side-channel patches in gray.

For OpenSSL, we observe that it keeps maintaining about three live branches concurrently throughout the history. The patches of most vulnerabilities were applied to all live branches at the same time. Thus, OpenSSL has good cross-branch patch consistency for side-channel vulnerabilities.

The case of GNU Crypto is more complicated. We ignore GnuTLS as it has too many branches and versions. Libcrypt was previously a module inside GnuPG for cryptographic primitives, but later detached itself to become an independent library. As a result, some GnuPG

branches (1.4) continued to keep this module, while others (2.0, 2.1) did not. Also, some implementations of the same operations in GnuPG and Libgcrypt differed significantly. Thus, side-channel patches across libraries and branches appeared fairly inconsistent.