

Vision-Language Navigation with Self-Supervised Auxiliary Reasoning Tasks

Fengda Zhu¹ Yi Zhu² Xiaojun Chang¹ Xiaodan Liang³

¹Monash University ²University of Chinese Academy of Sciences ³Sun Yat-sen University

zhufengda@yahoo.com zhu.yee@outlook.com

cxj273@gmail.com xdliang328@gmail.com

Abstract

Vision-Language Navigation (VLN) is a task where agents learn to navigate following natural language instructions. The key to this task is to perceive both the visual scene and natural language sequentially. Conventional approaches exploit the vision and language features in cross-modal grounding. However, the VLN task remains challenging, since previous works have neglected the rich semantic information contained in the environment (such as implicit navigation graphs or sub-trajectory semantics). In this paper, we introduce Auxiliary Reasoning Navigation (AuxRN), a framework with four self-supervised auxiliary reasoning tasks to take advantage of the additional training signals derived from the semantic information. The auxiliary tasks have four reasoning objectives: explaining the previous actions, estimating the navigation progress, predicting the next orientation, and evaluating the trajectory consistency. As a result, these additional training signals help the agent to acquire knowledge of semantic representations in order to reason about its activity and build a thorough perception of the environment. Our experiments indicate that auxiliary reasoning tasks improve both the performance of the main task and the model generalizability by a large margin. Empirically, we demonstrate that an agent trained with self-supervised auxiliary reasoning tasks substantially outperforms the previous state-of-the-art method, being the best existing approach on the standard benchmark.

1. Introduction

¹ Increasing interest rises in Vision-Language Navigation (VLN) [5] tasks, where an agent navigates in 3D indoor environments following a natural language instruction, such as *Walk between the columns and make a sharp turn right. Walk down the steps and stop on the landing.* The agent begins at a random point and goes toward a goal by means

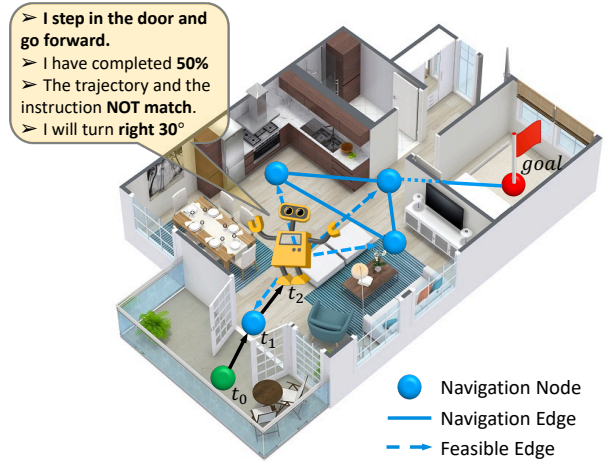


Figure 1. A simple demonstration of an agent learning to navigate with auxiliary reasoning tasks. The green circle is the start position and the red circle is the goal. Four nodes are reachable by the agent in the navigation graph. Auxiliary reasoning tasks (in the yellow box) help the agent to infer its current status.

of active exploration. A vision image is given at each step and a global step-by-step instruction is provided at the beginning of the trajectory.

Recent research in feature extraction [14, 4, 24, 31], attention [4, 9, 22] and multi-modal grounding [6, 21, 36] have helped the agent to understand the environment. Previous works in Vision-Language Navigation have focused on improving the ability of perceiving the vision and language inputs [13, 10, 42] and cross-modal matching [41]. With these approaches, an agent is able to perceive the vision-language inputs and encode historical information for navigation.

However, the VLN task remains challenging since rich semantic information contained in the environments is neglected: 1) Past actions affect the actions to be taken in the future. To make a correct action requires the agent to have a thorough understanding of its activity in the past. 2) The agent is not able to explicitly align the trajectory with the instruction. Thus, it is uncertain whether the vision-language encoding can fully represent the current status of

¹VLN leaderboard: <https://evalai.cloudcv.org/web/challenges/challenge-page/97/leaderboard/270>

the agent. 3) The agent is not able to accurately assess the progress it has made. Even though Ma *et al.* [23] proposed a progress monitor to estimate the normalized distance toward the goal, labels in this method are biased and noisy. 4) The action space of the agent is implicitly limited since only neighbour nodes in the navigation graph are reachable. Therefore, if the agent gains knowledge of the navigation map and understands the consequence of its next action, the navigation process will be more accurate and efficient.

We introduce auxiliary reasoning tasks to solve these problems. There are three key advantages to this solution. First of all, auxiliary tasks produce additional training signals, which improves the data efficiency in training and makes the model more robust. Secondly, using reasoning tasks to determine the actions makes the actions easier to explain. It is easier to interpret the policy of an agent if we understand why the agent takes a particular action. An explainable mechanism benefits human understanding of how the agent works. Thirdly, the auxiliary tasks have been proven to help reduce the domain gap between seen and unseen environments. It has been demonstrated [34, 35] that self-supervised auxiliary tasks facilitate domain adaptation. Besides, it has been proven that finetuning the agent in an unseen environment effectively reducing the domain gap [41, 37]. We use auxiliary tasks to align the representations in the unseen domain alongside those in the seen domain during finetuning.

In this paper, we introduce Auxiliary Reasoning Navigation (AuxRN), a framework facilitates navigation learning. AuxRN consists of four auxiliary reasoning tasks: 1) A **trajectory retelling task**, which makes the agent explain its previous actions via natural language generation; 2) A **progress estimation task**, to evaluate the percentage of the trajectory that the model has completed; 3) An **angle prediction task**, to predict the angle by which the agent will turn next. The knowledge learning of these four tasks are presumably reciprocal; 4) A **cross-modal matching task** which allows the agent to align the vision and language encoding. Unlike “proxy tasks” [21, 36, 33] which only consider the cross-modal alignment at one time, our tasks handle the temporal context from history in addition to the input of a single step. As shown in Fig. 1, the agent learns to reason about the previous actions and predict future information with the help of auxiliary reasoning tasks.

Our experiment demonstrates that AuxRN dramatically improves the navigation performance on both seen and unseen environments. Each of the auxiliary tasks exploits useful reasoning knowledge respectively to indicate how an agent understands an environment. We adopt Success weighted by Path Length (SPL) [3] as the primary metric for evaluating our model. AuxRN pretrained in seen environments with our auxiliary reasoning tasks outperforms our baseline [37] by 3.45% on validation set. Our final model,

finetuned on unseen environments with auxiliary reasoning tasks obtains 65%, 4% higher than the previous state-of-the-art result, thereby becoming the first-ranked result in the VLN Challenge in terms of SPL.

2. Related Work

Vision-Language Reasoning Bridging vision and language is attracting attention from both the computer vision and the natural language processing communities. Various associated tasks have been proposed, including Visual Question Answering (VQA) [1], Visual Dialog Answering [38], Vision-Language Navigation (VLN) [5] and Visual Commonsense Reasoning (VCR) [44]. Vision-Language Reasoning [29] plays an important role in solving these problems. Anderson *et al.* [4] apply an attention mechanism on detection results to reason visual entities. More recent works, such as LXMERT [36], ViLBERT [21], and B2T2 [2] obtain high-level semantics by pretraining a model on a large-scale dataset with vision-language reasoning tasks.

Learning with Auxiliary Tasks Self-supervised auxiliary tasks have been widely applied in the field of machine learning. Moreover, the concept of learning from auxiliary tasks to improve data efficiency and robustness [16, 28, 39, 23] has been extensively investigated in reinforcement learning. Mirowski *et al.* [25] propose a robot which obtains additional training signals by recovering a depth image with colored image input and predicting whether or not it reaches a new point. Furthermore, self-supervised auxiliary tasks have been widely applied in the fields of computer vision [45, 12, 27], natural language processing [9, 19] and meta learning [40, 20]. Gidaris *et al.* [11] unsupervisedly learn image features with a 2D rotate auxiliary loss, while Sun *et al.* [35] indicate that self-supervised auxiliary tasks are effective in reducing domain shift.

Vision Language Navigation A number of simulated 3D environments have been proposed to study navigation, such as Doom [17], AI2-THOR [18] and House3D [43]. However, the lack of photorealism and natural language instruction limits the application of these environments. Anderson *et al.* [5] propose Room-to-Room (R2R) dataset, the first Vision-Language Navigation (VLN) benchmark based on real imagery [8].

The Vision-Language Navigation task has attracted widespread attention since it is both widely applicable and challenging. Earlier work [42] combined model-free [26] and model-based [30] reinforcement learning to solve VLN. Fried *et al.* propose a speaker-follower framework for data augmentation and reasoning in supervised learning. In addition, a concept named “panoramic action space” is proposed to facilitate optimization. Later work [41] has found it beneficial to combine imitation learning [7, 15] and reinforcement learning [26, 32]. The self-monitoring method [23]

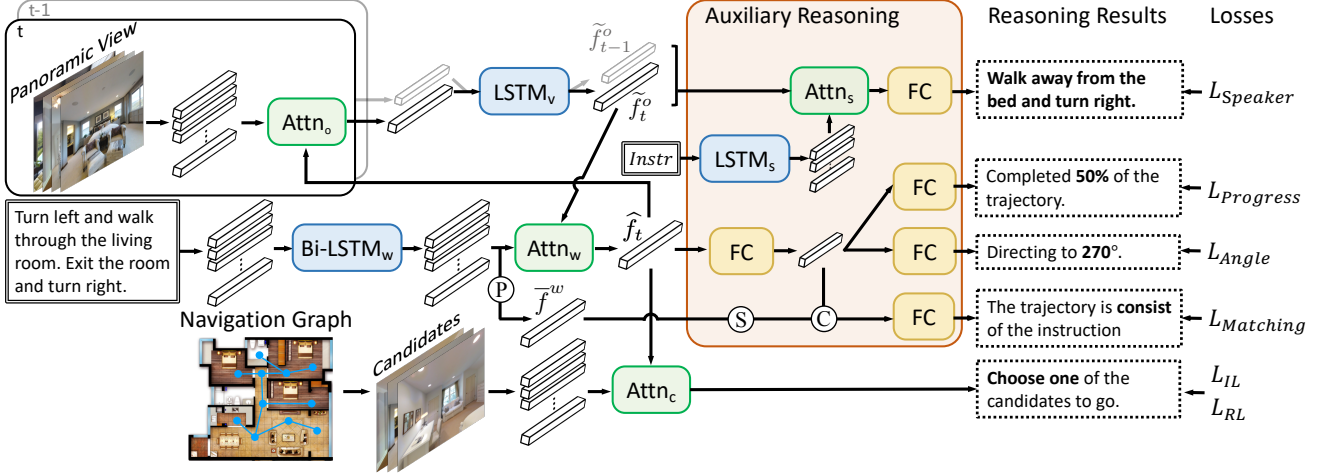


Figure 2. An overview of AuxRN. The agent embeds vision and language features respectively and performs co-attention between them both. The embedded features are given to reasoning modules and supervised by auxiliary losses. The feature after vision-language is fused with the candidate features to produce the action. The “P”, “S”, and “C” in the white circles stand for the mean pooling, random shuffle and concatenate operations respectively.

is proposed to estimate progress made towards the goal. Researchers have identified the existence of the domain gap between training and testing data. Unsupervised pre-exploration [41] and Environmental dropout [37] are proposed to improve the ability of generalization.

3. Method

3.1. Problem Setup

The Vision-and-Language Navigation (VLN) task gives a global natural sentence $I = \{w_0, \dots, w_l\}$ as an instruction, where each w_i is a token while the l is the length of the sentence. The instruction consists of step-by-step guidance toward the goal. At step t , the agent observes a panoramic view $O_t = \{o_{t,i}\}_{i=1}^{36}$ as the vision input. The panoramic view is divided into 36 RGB image views, while each of these views consists of image feature v_i and an orientation description $(\sin \theta_{t,i}, \cos \theta_{t,i}, \sin \phi_{t,i}, \cos \phi_{t,i})$. For each step, the agent chooses a direction to navigate over all candidates in the panoramic action space [10]. Candidates in the panoramic action space consist of k neighbours of the current node in the navigation graph and a stop action. Candidates for the current step are defined as $\{c_{t,1}, \dots, c_{t,k+1}\}$, where $c_{t,k+1}$ stands for the stop action. Note that for each step, the number of neighbours k is not fixed.

3.2. Vision-Language Forward

We first define the attention module, which is widely applied in our pipeline. Then we illustrate vision embedding and vision-language embedding mechanisms. At last, we demonstrate the approach of action prediction.

Attention Module At first we define the attention module, an important part of our pipeline. Suppose we have a sequence of feature vectors noted as $\{f_0, \dots, f_n\}$ to fuse

and a query vector q . We implement an attention layer $\hat{f} = \text{Attn}(\{f_0, \dots, f_n\}, q)$ as:

$$\alpha_i = \text{softmax}(f_i W_{\text{Attn}} q)$$

$$\hat{f} = \sum \alpha_i f_i. \quad (1)$$

W_{Attn} represents the fully connected layer of the attention mechanism. α_i is the weight for the i th feature for fusing.

Vision Embedding As mentioned above, the panoramic observation O_t denotes the 36 features consisting of vision and orientation information. We then fuse $\{o_{t,1}, \dots, o_{t,36}\}$ with cross-modal context of the last step \tilde{f}_{t-1}^o and introduce an LSTM to maintain a vision history context \tilde{f}_t^o for each step:

$$\tilde{f}_t^o = \text{Attn}_o(\{o_{t,1}, \dots, o_{t,36}\}, \tilde{f}_{t-1}^o)$$

$$\tilde{f}_t^o = \text{LSTM}_v(\tilde{f}_t^o, h_{t-1}), \quad (2)$$

where $\tilde{f}_t^o = h_t$ is the output of the LSTM_v . Note that unlike the other two LSTM layers in our pipeline (as shown in Fig. 2) which are computed within a step. LSTM_v is computed over a whole trajectory.

Vision-Language Embedding Similar to [10, 37], we embed each word token w_i to word feature f_i^w , where i stands for the index. Then we encode the feature sequence by a Bi-LSTM layer to produce language features and a global language context \bar{f}^w :

$$\{\tilde{f}_0^w, \dots, \tilde{f}_l^w\} = \text{Bi-LSTM}_w(\{f_0^w, \dots, f_l^w\})$$

$$\bar{f}^w = \frac{1}{l} \sum_{i=1}^l \tilde{f}_i^w. \quad (3)$$

The global language context participates \bar{f}^w the auxiliary task learning described in Sec. 3.4. Finally, we fuse the

language features $\{\tilde{f}_0^w, \dots, \tilde{f}_l^w\}$ with the vision history context \tilde{f}_t^o to produce the cross-modal context \hat{f}_t for the current step:

$$\hat{f}_t = \text{Attn}_w(\{\tilde{f}_0^w, \dots, \tilde{f}_l^w\}, \tilde{f}_t^o). \quad (4)$$

Action Prediction In the VLN setting, the adjacent navigable node is visible. Thus, we can obtain the reachable candidates $C = \{c_{t,1}, \dots, c_{t,k+1}\}$ from the navigation graph. Similar to observation O , candidates in C are concatenated features of vision features and orientation descriptions. We obtain the probability function $p_t(a_t)$ for action a_t by:

$$\begin{aligned} \hat{f}_t^c &= \text{Attn}_c(\{c_{t,1}, \dots, c_{t,k+1}\}, \hat{f}_t) \\ p_t(a_t) &= \text{softmax}(\hat{f}_t^c). \end{aligned} \quad (5)$$

Three ways for action prediction are applied to different scenarios: 1) imitation learning: following the labeled teacher action a_t^* regardless of p_t ; 2) reinforcement learning: sample action following the probability distribution $a_t \sim p_t(a_t)$; 3) testing: choose the candidate which has the greatest probability $a_t = \text{argmax}(p_t(a_t))$.

3.3. Objectives for Navigation

In this section, we introduce two learning objectives for the main task: imitation learning (IL) and reinforcement learning (RL). The main task is jointly optimized by these two objectives.

Imitation Learning forces the agent to mimic the behavior of its teacher. IL has been proven [10] to achieve good performance in VLN tasks. Our agent learns from the teacher action a_t^* for each step:

$$L_{IL} = \sum_t -a_t^* \log(p_t), \quad (6)$$

where a_t^* is a one-hot vector indicating the teacher choice.

Reinforcement Learning is introduced for generalization since adopting IL alone could result in overfitting. We implement the A2C algorithm, the parallel version of A3C [26], and our loss function is calculated as:

$$L_{RL} = - \sum_t a_t \log(p_t) A_t. \quad (7)$$

A_t is a scalar representing the advantage defined in A3C.

3.4. Auxiliary Reasoning Learning

The vision-language navigation task remains challenging, since the rich semantics contained in the environments are neglected. In this section, we introduce auxiliary reasoning learning to exploit additional training signals from environments.

In Sec. 3.2, we obtain the vision context \tilde{f}_t^o from Eq. 2, the global language context \tilde{f}^w from Eq. 3 and the cross-modal context \hat{f}_t from Eq. 4. In addition to action prediction, we give the contexts to the reasoning modules in Fig. 2

to perform auxiliary tasks. We discuss four auxiliary objectives use the contexts for reasoning below.

Trajectory Retelling Task Trajectory reasoning is critical for an agent to decide what to do next. Previous works train a speaker to translate a trajectory to a language instruction. The methods are not end-to-end optimized, which limit the performances.

As shown in Fig. 2, we adopt a teacher forcing method to train an end-to-end speaker. The teacher is defined as $\{\tilde{f}_0^w, \dots, \tilde{f}_l^w\}$, the same word embeddings as in Eq. 4. We use LSTM_s to encode these word embeddings. We then introduce a cycle reconstruction objective named trajectory retelling task:

$$\begin{aligned} \{\tilde{f}_0^w, \dots, \tilde{f}_l^w\} &= \text{LSTM}_s(\{\tilde{f}_0^w, \dots, \tilde{f}_l^w\}), \\ \hat{f}_i^s &= \text{Attn}_s(\{\tilde{f}_0^w, \dots, \tilde{f}_l^w\}, \tilde{f}_i^w), \\ L_{Speaker} &= -\frac{1}{l} \sum_{i=1}^l \log p(w_i | \hat{f}_i^s). \end{aligned} \quad (8)$$

Our trajectory retelling objective is jointly optimized with the main task. It helps the agent to obtain better feature representations since the agent come to know the semantic meanings of the actions. Moreover, trajectory retelling makes the activity of the agent explainable.

Progress Estimation Task We propose a progress estimation task to learn the navigation progress. Earlier research [23] uses normalized distances as labels and optimizes the prediction module with Mean Square Error (MSE) loss. However, we use the percentage of steps r_t , noted as a soft binary label $\{\frac{t}{T}, 1 - \frac{t}{T}\}$ to represent the progress:

$$L_{progress} = -\frac{1}{T} \sum_{t=1}^T r_t \log \sigma(W_r \hat{f}_t). \quad (9)$$

Here W_r is the weight of the fully connected layer and σ is the sigmoid activation layer. Our ablation study reveals that the method that learning from percentage of steps r_t with BCE loss achieves higher performance than previous method. Normalized distance labels introduce noise, which limits performance. Moreover, we also find that Binary Cross Entropy (BCE) loss performs better than MSE loss with our step-percentage label since logits learned from BCE loss are unbiased. The progress estimation task requires the agent to align the current view with corresponding words in the instruction. Thus, it is beneficial to vision language grounding.

Cross-modal Matching Task We propose a binary classification task, motivated by LXMERT [36], to predict whether or not the trajectory matches the instruction. We shuffle \tilde{f}^w from Eq. 3 with feature vector in the same batch with the probability of 0.5. The shuffled operation is marked as

Leader-Board (Test Unseen)	Single Run				Pre-explore				Beam Search		
Models	NE	OR	SR	SPL	NE	OR	SR	SPL	TL	SR	SPL
Random [5]	9.79	0.18	0.17	0.12	-	-	-	-	-	-	-
Seq-to-Seq [5]	20.4	0.27	0.20	0.18	-	-	-	-	-	-	-
Look Before You Leap [42]	7.5	0.32	0.25	0.23	-	-	-	-	-	-	-
Speaker-Follower [10]	6.62	0.44	0.35	0.28	-	-	-	-	1257	0.54	0.01
Self-Monitoring [23]	5.67	0.59	0.48	0.35	-	-	-	-	373	0.61	0.02
Reinforced Cross-Modal [41]	6.12	0.50	0.43	0.38	4.21	0.67	0.61	0.59	358	0.63	0.02
Environmental Dropout [37]	5.23	0.59	0.51	0.47	3.97	0.70	0.64	0.61	687	0.69	0.01
AuxRN(Ours)	5.15	0.62	0.55	0.51	3.69	0.75	0.68	0.65	41	0.71	0.21

Table 1. Leaderboard results comparing AuxRN with the previous state-of-the-art on test split in unseen environments. We compare three training settings: Single Run (without seeing unseen environments), Pre-explore (finetuning in unseen environments), and Beam Search (comparing success rate regardless of TL and SPL). The primary metric for Single Run and Pre-explore is SPL, while the primary metric for Beam Search is the success rate (SR). We only report two decimals due to the precision limit of the leaderboard.

“S” in the white circle in Fig. 2 and the shuffled feature is noted as \bar{f}^w . We concatenate the shuffled feature with the attended vision-language feature \hat{f}_t . We then supervise the prediction result with m_t , a binary label indicating whether the feature has been shuffled or remains unchanged.

$$L_{Matching} = -\frac{1}{T} \sum_{t=1}^T m_t \log \sigma(W_m[\hat{f}_t, \bar{f}^w]), \quad (10)$$

where W_m stands for the fully connected layer. This task requires the agent to align historical vision-language features in order to distinguish if the overall trajectory matches the instruction. Therefore, it facilitates the agent to encode historical vision and language features.

Angle Prediction Task The agent make the choice among the candidates to decide which step it will take next. Compared with the noisy vision feature, the orientation is much cleaner. Thus we consider learning from orientation information in addition to learning from candidate classification. We thus propose a simple regression task to predict the orientation that the agent will turn to:

$$L_{angle} = -\frac{1}{T} \sum_{t=1}^T \|e_t - W_e \hat{f}_t\|, \quad (11)$$

where a_t is the angle of the teacher action in the imitation learning, while W_a stands for the fully connected layer. Since this objective requires a teacher angle for supervision, we do not forward this objective in RL.

Above all, we jointly train all the four auxiliary reasoning tasks in an end-to-end manner:

$$L_{total} = L_{Speaker} + L_{Progress} + L_{Angle} + L_{Matching}. \quad (12)$$

4. Experiment

4.1. Setup

Dataset and Environments We evaluate the proposed AuxRN method on the Room-to-Room (R2R) dataset [5]

based on Matterport3D simulator [8]. The dataset, comprising 90 different housing environments, is split into a training set, a seen validation set, an unseen validation set and a test set. The training set consists of 61 environments and 14,025 instructions, while the seen validation set has 1,020 instructions using the save environments with the training set. The unseen validation set consists of another 11 environments with 2,349 instructions, while the test set consists of the remaining 18 environments with 4,173 instructions.

Evaluation Metrics A large number of metrics are used to evaluate models in VLN, such as Trajectory Length (TL), the trajectory length in meters, Navigation Error (NE), the navigation error in meters, Oracle Success Rate (OR), the rate if the agent successfully stops at the closest point, Success Rate (SR), the success rate of reaching the goal, and Success rate weighted by (normalized inverse) Path Length (SPL) [3]. In our experiment, we take all of these into consideration and regard SPL as the primary metric.

Implementation Details Our training process is divided into three steps: Firstly, we pretrain our model on the training set with auxiliary reasoning tasks for 80K iterations. After that, we train our model with the highest SPL on the unseen validation split with auxiliary reasoning tasks on augmented data generated by back-translation [37] for another 80K iterations. Finally, we fine-tune the model in test environments for pre-exploration, which is the same as [41, 37], for 80K iterations. We sample trajectories in test environments, then use a pretrained speaker to translate trajectories into instructions to train the model. In finetuning, we reduce all auxiliary loss weight by half. We sample trajectories from test environments, and use the speaker trained in Sec. 3.2 to generate self-supervised instructions.

4.2. Test Set Results

In this section, we compare our model with previous state-of-the-art methods. We compare the proposed AuxRN with two baselines and five other methods. A brief description of previous models as followed. 1) Random: randomly take actions for 5 steps. 2) Seq-to-Seq: A sequence to se-

Models	Val Seen				Val Unseen			
	NE (m)	OR (%)	SR (%)	SPL (%)	NE (m)	OR (%)	SR (%)	SPL (%)
baseline	4.51	65.62	58.57	55.87	5.77	53.47	46.40	42.89
baseline+ $L_{Speaker}$	4.13	69.05	60.92	57.71	5.64	57.05	49.34	45.24
baseline+ $L_{progress}$	4.35	68.27	60.43	57.15	5.80	56.75	48.57	44.74
baseline+ $L_{Matching}$	4.70	65.33	56.51	53.55	5.74	55.85	47.98	44.10
baseline+ L_{Angle}	4.25	70.03	60.63	57.68	5.87	55.00	47.94	43.77
baseline+ L_{Total}	4.22	72.28	62.88	58.89	5.63	59.60	50.62	45.67
baseline+BT [37]	4.04	70.13	63.96	61.37	5.39	56.62	50.28	46.84
baseline+BT+ L_{Total}	3.33	77.77	70.23	67.17	5.28	62.32	54.83	50.29

Table 2. Ablation study for different auxiliary reasoning tasks. We evaluate our models on two validation splits: validation for the seen and unseen environments. Four metrics are compared, including NE, OR, SR and SPL.

quence model reported in [5]. 3) Look Before You Leap: a method combining model-free and model-based reinforcement learning. 4) Speaker-Follower: a method introduces a data augmentation approach and panoramic action space. 5) Self-Monitoring: a method regularized by a self-monitoring agent. 6) Reinforced Cross-Modal: a method with cross-modal attention and combining imitation learning with reinforcement learning. 7) Environmental Dropout: a method augment data with environmental dropout. Additionally, we evaluate our models on three different training settings: 1) Single Run: without seeing the unseen environments and 2) Pre-explore: finetuning a model in the unseen environments with self-supervised approach. 3) Beam Search: predicting the trajectories with the highest rate to success.

As shown in Tab. 1, AuxRN outperforms previous models in a large margin on all three settings. In Single Run, we achieve 3% improvement on oracle success, 4% improvement on success rate and 4% improvement on SPL. In Pre-explore setting, our model greatly reduces the error to 3.69, which shows that AuxRN navigates further toward the goal. AuxRN significantly boost oracle success by 5%, success rate 4% and SPL to 4%. AuxRN achieves similar improvements on two domains, which indicates that the auxiliary reasoning tasks we proposed is immune from domain gap.

We also achieve the state-of-the-art in Beam Search setup. Our final model with Beam Search algorithm achieves 71% success rate, which is 2% higher than Environmental Dropout, the previous state-of-the-art. Our beam search result has the least trajectory length, which reveals that AuxRN is time efficient in navigation.

4.3. Ablation Experiment

Auxiliary Reasoning Tasks Comparison In this section, we compare performances between different auxiliary reasoning tasks. We use the previous state-of-the-art [37] as our baseline. We train the models with each single task based on our baseline. We evaluate our models on both the seen and unseen validation set and the results are shown in Tab. 2. It turns out that each task promotes the performance based on our baseline independently. And training all tasks together is able to further boost the performance, achiev-

	Models	OR(%)	SR(%)	Acc(%)	SPL(%)
Val Seen	Baseline	65.62	58.57	-	55.87
	Matching Critic [41]	63.76	55.73	19.58	52.77
	Student Forcing [5]	65.72	57.59	25.37	54.95
	Teacher Forcing(share)	66.90	60.33	34.85	57.23
	Teacher Forcing(ours)	65.62	59.55	26.34	56.99
Val Unseen	Baseline	53.47	46.40	-	42.89
	Matching Critic	55.26	46.74	18.88	43.44
	Student Forcing	54.92	47.42	25.04	43.78
	Teacher Forcing(share)	56.41	48.19	38.49	44.47
	Teacher Forcing	57.05	49.34	25.95	45.24

Table 3. Ablation study for Trajectory Retelling Task. Four metrics are compared, including OR, SR, SPL and Acc (sentence prediction accuracy).

ing improvements by 3.02% on the seen validation set and by 2.78% on the unseen validation set. It indicates that the auxiliary reasoning tasks are presumably reciprocal.

Moreover, our experiments show that our auxiliary losses and back-translation method has a mutual promotion effect. On the seen validation set, baseline with back-translation gets 5.50% improvement while combining back-translation promotes SPL by 11.30%, greater than the sum of the performance improvement of baseline with auxiliary losses and with back-translation independently. Similar results have been observed on the unseen validation set. Baseline with back-translation gets 3.95% promotion while combining back-translation boosts SPL by 7.40%. The promotion of auxiliary reasoning tasks with back-translation is even larger than the sum of promotion by each single model.

Ablation for Trajectory Retelling Task We evaluate four different implementations for trajectory retelling task. All method uses visual contexts for trajectories to predict word tokens. 1) Teacher Forcing: The standard Trajectory Retelling approach as described in Sec. 3.4. 2) Teacher Forcing(share): an variant of teacher forcing which uses \hat{f}_w to attend visual features. 3) Matching Critic: regards opposite number of the speaker loss as a reward to encourage the agent. 4) Student Forcing: a seq-to-seq approach translating visual contexts to word tokens without ground truth sentence input. In addition to OR, SR, and SPL, we add a new metric, named sentence prediction accuracy (Acc). This metric calculates the precision model predict the cor-

	Models	OR(%)	SR(%)	Error	SPL(%)
Val Seen	Baseline	65.62	58.57	-	55.87
	Progress Monitor [23]	66.01	57.1	0.72	53.43
	Step-wise+MSE(ours)	64.15	53.97	0.27	50.81
	Step-wise+BCE(ours)	68.27	60.43	0.13	57.15
Val Unseen	Baseline	53.47	46.40	-	42.89
	Progress Monitor	57.09	46.57	0.80	42.21
	Step-wise+MSE(ours)	55.90	46.74	0.32	43.16
	Step-wise+BCE(ours)	56.75	48.57	0.16	44.74

Table 4. Ablation study for Progress Estimation Task. Four metrics are compared, including OR, SR, SPL and Error (normalized absolute error).

rect word.

The result of ablation study for Trajectory Retelling Task is shown as Tab. 3. Firstly, teacher forcing outperforms Matching Critic [41] by 1.8% and 4.22% respectively. Teacher forcing performs 7.07% and 6.76% more than Matching Critic in terms of accuracy. Secondly, teacher forcing outperforms student forcing by 1.46% and 2.04% in terms of SPL in two validation sets. The results also indicate that teacher forcing is better in sentence prediction compared with student forcing. Thirdly, in terms of SPL, standard teacher forcing outperforms the teacher forcing with shared context on the unseen validation set by 0.77%. Besides, we notice that the teacher forcing with shared context outperforms standard teacher forcing about 12% in word prediction accuracy (Acc). We infer that the teacher forcing with shared context overfits on the trajectory retelling task.

Progress Estimation Task To valid the progress estimation task, we investigation two variants in addition to our standard progress estimator. 1) Progress Monitor: We implement Progress Monitor [23] based on our baseline method. 2) we train our model use Mean Square Error (MSE) rather than BCE Loss with the same step-wise label $\frac{t}{T}$. We compare these models with four metris: OR, SR, Error and SPL. The Error is calculated by the mean absolute error between the progress estimation prediction and the label. To give a fair comparison between the error for step-wise label and distance label, we normalized all label distributions and the corresponding predictions.

The result is shown as Tab. 4. Our standard model outperforms other two variants and baseline on most of the metrics. Our Step-wise MSE model performs 2.62% higher on the seen validation set 2.53% higher on the unseen validation set than Progress Monitor [23], indicating that label measured by normalized distances is noisier than label measured by steps. In addition, we find that the Progress Monitor we implement performs even worse than baseline. Since the original method [23] trains the agent with imitation learning rather than the mixed training policy combining imitation learning and reinforcement learning. We infer that the performance drop is due to reinforcement learning. When the agent begins to deviate from the labeled path, the

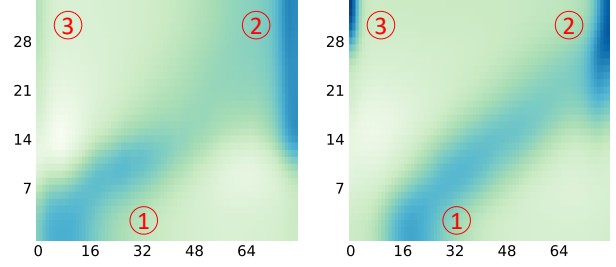


Figure 3. The language attention map for the baseline model and our final model. The x-axis stands for the position of words and the y-axis stands for the navigation time steps. Since each trajectory has variable number of words and number of steps, we normalize each attention map to the same size before we sum all the maps.

progress label become even more noisy, making the performance even worse than baseline.

We compare different loss functions with step-wise labels. Our model with BCE loss is 6.34% higher on the seen validation set and 1.58% higher on the unseen validation set. Furthermore, the prediction error of the model trained by MSE loss is higher than which trained by BCE loss. The Error of the Step-wise+MSE model is 0.14 higher on the seen validation set and 0.16 higher on the unseen validation set than Step-wise+BCE model. It shows that step-wise label and BCE loss are suitable for progress estimation task.

4.4. Visualization

Regularized Language Attention We visualize the attention map for Attn_w after Bi-LSTM_w . The dark region in the map stands for where the language features receive high attention. We observe from Fig. 4 that the attention regions on both two maps go left when the navigation step increasing (marked as 1). It means that both models learns to pay an increasing attention to the latter words. At the last few steps, models pay high attention to the first feature and the last feature (marked as 2 and 3), since the Bi-LSTM encodes sentence information at the first and the last feature.

Compared with the baseline model, the attention region of our model moves more regular by navigation steps. At early steps, our model pays a more focused attention to a specific region which makes the left bottom region (marked as 1) in the left image looks darker than the right one. In addition, it indicates that our model has a higher success rate than the baseline, since the attention map tends to be an uniform distribution when the agent gets lost. By comparing region 2 and 3 for both two maps, we conclude that our model learns a more firm policy to pay attention to the first feature and the last feature. We infer from our experiments that auxiliary reasoning losses help regularize the language attention map, which turns out to be beneficial.

Navigation Visualization We visualize two sample trajectories to show the process of navigation. For each step, AuxRN navigate to an adjacent navigatable node toward the goal, which direction is shown as a red arrow. To fur-

Walk through the sitting area towards the kitchen. Walk between the stairs to your right, and the breakfast bar to your left going all the way through the kitchen. Go through the doorway that is to the left of the stove, into the dining room. Stop when the dining table is in front of you.

Turn around and enter the house through the doorway. Walk through the living room past the chair and couch and through the doorway to the left of the refrigerator. Turn hard left, enter the dining room and wait just in front of the doorway before you reach the table.




Figure 4. Visualization process of two trajectories in testing. Two complex language instructions are shown in top boxes. Each image is a panoramic view, which is the vision input for AuxRN, where the direction the agent is going to navigate is represented as a red arrow. For each step, the results progress estimator and the matching function are shown as left.

ther demonstrate how AuxRN understand the environment, we show the result of the progress estimator and matching function. The estimated progress continues growing during navigation while the matching result is increasing exponentially. When AuxRN reaches the goal, the progress and matching results both jump to almost 1 at the same time. It turns out that our agent is able to precisely reasoning the current progress and whether the trajectory is consistent with the instruction.

5. Conclusion

In this paper, we presented a novel framework, auxiliary Reasoning Navigation (AuxRN), that facilitates navigation learning with four auxiliary reasoning tasks. These auxiliary reasoning tasks help the agent to acquire knowledge to reason about its activity and build a thorough perception of the environment. Our experiments confirm that AuxRN improves the performance of the VLN task quantitatively and qualitatively. We plan to build a general framework for auxiliary reasoning tasks to exploit the common sense information and improve the model generalization.

References

- [1] Aishwarya Agrawal, Jiasen Lu, Stanislaw Antol, Margaret Mitchell, C. Lawrence Zitnick, Dhruv Batra, and Devi Parikh. Vqa: Visual question answering. *arXiv preprint arXiv:1505.00468*, 2015. 2
- [2] Chris Alberti, Jeffrey Ling, Michael Collins, and David Reitter. Fusion of detected objects in text for visual question answering. In *2019 Conference on Empirical Methods in Natural Language Processing*, 2019. 2
- [3] Peter Anderson, Angel X. Chang, Devendra Singh Chaplot, Alexey Dosovitskiy, Saurabh Gupta, Vladlen Koltun, Jana Kosecka, Jitendra Malik, Roozbeh Mottaghi, Manolis Savva, and Amir Roshan Zamir. On evaluation of embodied navigation agents. *arXiv preprint arXiv:1807.06757*, 2018. 2, 5
- [4] Peter Anderson, Xiaodong He, Chris Buehler, Damien Teney, Mark Johnson, Stephen Gould, and Lei Zhang. Bottom-up and top-down attention for image captioning and visual question answering. In *2018 IEEE/CVF Conference on Computer Vision and Pattern Recognition*, pages 6077–6086, 2018. 1, 2
- [5] Peter Anderson, Qi Wu, Damien Teney, Jake Bruce, Mark Johnson, Niko Sunderhauf, Ian Reid, Stephen Gould, and Anton van den Hengel. Vision-and-language navigation: Interpreting visually-grounded navigation instructions in real environments. In *2018 IEEE/CVF Conference on Computer Vision and Pattern Recognition*, pages 3674–3683, 2018. 1, 2, 5, 6
- [6] Stanislaw Antol, Aishwarya Agrawal, Jiasen Lu, Margaret Mitchell, Dhruv Batra, C. Lawrence Zitnick, and Devi Parikh. Vqa: Visual question answering. In *2015 IEEE International Conference on Computer Vision (ICCV)*, pages 2425–2433, 2015. 1
- [7] Mariusz Bojarski, Davide Del Testa, Daniel Dworakowski, Bernhard Firner, Beat Flepp, Prashoon Goyal, Lawrence D. Jackel, Mathew Monfort, Urs Muller, Jiakai Zhang, Xin Zhang, Jake Zhao, and Karol Zieba. End to end learning for self-driving cars. *arXiv preprint arXiv:1604.07316*, 2016. 2
- [8] Angel Chang, Angela Dai, Thomas Funkhouser, Maciej Halber, Matthias Niebner, Manolis Savva, Shuran Song, Andy Zeng, and Yinda Zhang. Matterport3d: Learning from rgb-d data in indoor environments. In *2017 International Conference on 3D Vision (3DV)*, pages 667–676, 2017. 2, 5
- [9] Jacob Devlin, Ming-Wei Chang, Kenton Lee, and Kristina Toutanova. Bert: Pre-training of deep bidirectional transformers for language understanding. *arXiv preprint arXiv:1810.04805*, 2018. 1, 2
- [10] Daniel Fried, Ronghang Hu, Volkan Cirik, Anna Rohrbach, Jacob Andreas, Louis-Philippe Morency, Taylor Berg-Kirkpatrick, Kate Saenko, Dan Klein, and Trevor Darrell. Speaker-follower models for vision-and-language navigation. In *NIPS 2018: The 32nd Annual Conference on Neural Information Processing Systems*, pages 3314–3325, 2018. 1, 3, 4, 5
- [11] Spyros Gidaris, Praveer Singh, and Nikos Komodakis. Unsupervised representation learning by predicting image rotations. In *ICLR 2018 : International Conference on Learning Representations 2018*, 2018. 2
- [12] Jiuxiang Gu, Handong Zhao, Zhe Lin, Sheng Li, Jianfei Cai, and Mingyang Ling. Scene graph generation with external knowledge and image reconstruction. In *Proceedings of the IEEE Conference on Computer Vision and Pattern Recognition*, pages 1969–1978, 2019. 2
- [13] Saurabh Gupta, Varun Tolani, James Davidson, Sergey Levine, Rahul Sukthankar, and Jitendra Malik. Cognitive mapping and planning for visual navigation. *arXiv preprint arXiv:1702.03920*, 2017. 1
- [14] Kaiming He, Xiangyu Zhang, Shaoqing Ren, and Jian Sun. Deep residual learning for image recognition. *arXiv preprint arXiv:1512.03385*, 2015. 1
- [15] Jonathan Ho and Stefano Ermon. Generative adversarial imitation learning. *arXiv preprint arXiv:1606.03476*, 2016. 2
- [16] Max Jaderberg, Volodymyr Mnih, Wojciech Marian Czarnecki, Tom Schaul, Joel Z Leibo, David Silver, and Koray Kavukcuoglu. Reinforcement learning with unsupervised auxiliary tasks. In *ICLR 2017 : International Conference on Learning Representations 2017*, 2017. 2
- [17] Micha Kempka, Marek Wydmuch, Grzegorz Runc, Jakub Toczek, and Wojciech Jakowski. Vizdoom: A doom-based ai research platform for visual reinforcement learning. *arXiv preprint arXiv:1605.02097*, 2016. 2
- [18] Eric Kolve, Roozbeh Mottaghi, Daniel Gordon, Yuke Zhu, Abhinav Gupta, and Ali Farhadi. Ai2-thor: An interactive 3d environment for visual ai. *arXiv preprint arXiv:1712.05474*, 2017. 2
- [19] Zhenzhong Lan, Mingda Chen, Sebastian Goodman, Kevin Gimpel, Piyush Sharma, and Radu Soricut. Albert: A lite bert for self-supervised learning of language representations. *arXiv preprint arXiv:1909.11942*, 2019. 2
- [20] Shikun Liu, Andrew Davison, and Edward Johns. Self-supervised generalisation with meta auxiliary learning. In *NeurIPS 2019 : Thirty-third Conference on Neural Information Processing Systems*, 2019. 2

- [21] Jiasen Lu, Dhruv Batra, Devi Parikh, and Stefan Lee. Vilbert: Pretraining task-agnostic visiolinguistic representations for vision-and-language tasks. In *NeurIPS 2019 : Thirty-third Conference on Neural Information Processing Systems*, 2019. 1, 2
- [22] Jiasen Lu, Jianwei Yang, Dhruv Batra, and Devi Parikh. Hierarchical question-image co-attention for visual question answering. In *Advances in Neural Information Processing Systems*, pages 289–297, 2016. 1
- [23] Chih-Yao Ma, jiasen lu, Zuxuan Wu, Ghassan Al-Regib, Zsolt Kira, richard socher, and Caiming Xiong. Self-monitoring navigation agent via auxiliary progress estimation. In *ICLR 2019 : 7th International Conference on Learning Representations*, 2019. 2, 4, 5, 7
- [24] Tomas Mikolov, Ilya Sutskever, Kai Chen, Greg S Corrado, and Jeff Dean. Distributed representations of words and phrases and their compositionality. In *Advances in Neural Information Processing Systems* 26, pages 3111–3119, 2013. 1
- [25] Piotr Mirowski, Razvan Pascanu, Fabio Viola, Hubert Soyer, Andy Ballard, Andrea Banino, Misha Denil, Ross Goroshin, Laurent Sifre, Koray Kavukcuoglu, Dharshan Kumaran, and Raia Hadsell. Learning to navigate in complex environments. In *ICLR 2017 : International Conference on Learning Representations 2017*, 2017. 2
- [26] Volodymyr Mnih, Adri Puigdomnech Badia, Mehdi Mirza, Alex Graves, Tim Harley, Timothy P. Lillicrap, David Silver, and Koray Kavukcuoglu. Asynchronous methods for deep reinforcement learning. In *ICML’16 Proceedings of the 33rd International Conference on International Conference on Machine Learning - Volume 48*, pages 1928–1937, 2016. 2, 4
- [27] Augustus Odena, Christopher Olah, and Jonathon Shlens. Conditional image synthesis with auxiliary classifier gans. In *ICML’17 Proceedings of the 34th International Conference on Machine Learning - Volume 70*, pages 2642–2651, 2017. 2
- [28] Deepak Pathak, Pulkit Agrawal, Alexei A. Efros, and Trevor Darrell. Curiosity-driven exploration by self-supervised prediction. In *International Conference on Machine Learning*, pages 2778–2787, 2017. 2
- [29] Judea Pearl. *Probabilistic Reasoning in Intelligent Systems: Networks of Plausible Inference*. 1988. 2
- [30] Sbastien Racanire, Theophane Weber, David P. Reichert, Lars Buesing, Arthur Guez, Danilo Jimenez Rezende, Adri Puigdomnech Badia, Oriol Vinyals, Nicolas Heess, Yujia Li, Razvan Pascanu, Peter W. Battaglia, Demis Hassabis, David Silver, and Daan Wierstra. Imagination-augmented agents for deep reinforcement learning. In *Advances in Neural Information Processing Systems*, pages 5690–5701, 2017. 2
- [31] Shaoqing Ren, Kaiming He, Ross Girshick, and Jian Sun. Faster r-cnn: Towards real-time object detection with region proposal networks. *arXiv preprint arXiv:1506.01497*, 2015. 1
- [32] John Schulman, Filip Wolski, Prafulla Dhariwal, Alec Radford, and Oleg Klimov. Proximal policy optimization algorithms. *arXiv preprint arXiv:1707.06347*, 2017. 2
- [33] Weijie Su, Xizhou Zhu, Yue Cao, Bin Li, Lewei Lu, Furu Wei, and Jifeng Dai. VI-bert: Pre-training of generic visual-linguistic representations. *arXiv preprint arXiv:1908.08530*, 2019. 2
- [34] Yu Sun, Eric Tzeng, Trevor Darrell, and Alexei A. Efros. Unsupervised domain adaptation through self-supervision. *arXiv preprint arXiv:1909.11825*, 2019. 2
- [35] Yu Sun, Xiaolong Wang, Zhuang Liu, John Miller, Alexei A. Efros, and Moritz Hardt. Test-time training for out-of-distribution generalization. *arXiv preprint arXiv:1909.13231*, 2019. 2
- [36] Hao Tan and Mohit Bansal. Lxmert: Learning cross-modality encoder representations from transformers. In *2019 Conference on Empirical Methods in Natural Language Processing*, 2019. 1, 2, 4
- [37] Hao Tan, Licheng Yu, and Mohit Bansal. Learning to navigate unseen environments: Back translation with environmental dropout. In *NAACL-HLT 2019: Annual Conference of the North American Chapter of the Association for Computational Linguistics*, pages 2610–2621, 2019. 2, 3, 5, 6
- [38] Jesse Thomason, Michael Murray, Maya Cakmak, and Luke Zettlemoyer. Vision-and-dialog navigation. *arXiv preprint arXiv:1907.04957*, 2019. 2
- [39] Vivek Veeriah, Matteo Hessel, Zhongwen Xu, Richard Lewis, Janarthanan Rajendran, Junhyuk Oh, Hado van Hasselt, David Silver, and Satinder Singh. Discovery of useful questions as auxiliary tasks. *arXiv preprint arXiv:1909.04607*, 2019. 2
- [40] Vivek Veeriah, Richard L Lewis, Janarthanan Rajendran, David Silver, and Satinder Singh. The discovery of useful questions as auxiliary tasks. In *NeurIPS 2019 : Thirty-third Conference on Neural Information Processing Systems*, 2019. 2
- [41] Xin Wang, Qiuyuan Huang, Asli Celikyilmaz, Jianfeng Gao, Dinghan Shen, Yuan-Fang Wang, William Yang Wang, and Lei Zhang. Reinforced cross-modal matching and self-supervised imitation

- learning for vision-language navigation. In *Proceedings of the IEEE Conference on Computer Vision and Pattern Recognition*, pages 6629–6638, 2018. 1, 2, 3, 5, 6, 7
- [42] Xin Wang, Wenhan Xiong, Hongmin Wang, and William Yang Wang. Look before you leap: Bridging model-free and model-based reinforcement learning for planned-ahead vision-and-language navigation. *arXiv preprint arXiv:1803.07729*, 2018. 1, 2, 5
- [43] Yi Wu, Yuxin Wu, Georgia Gkioxari, and Yuandong Tian. Building generalizable agents with a realistic and rich 3d environment. In *ICLR 2018 : International Conference on Learning Representations 2018*, 2018. 2
- [44] Rowan Zellers, Yonatan Bisk, Ali Farhadi, and Yejin Choi. From recognition to cognition: Visual common-sense reasoning. In *Proceedings of the IEEE Conference on Computer Vision and Pattern Recognition*, pages 6720–6731, 2018. 2
- [45] Hengshuang Zhao, Jianping Shi, Xiaojuan Qi, Xiao-gang Wang, and Jiaya Jia. Pyramid scene parsing network. In *2017 IEEE Conference on Computer Vision and Pattern Recognition (CVPR)*, pages 6230–6239, 2017. 2